



## NORDEA BANK AB (PUBL)

(Incorporated with limited liability in the Kingdom of Sweden)

## NORDEA BANK FINLAND PLC

(Incorporated with limited liability in the Republic of Finland)

€10,000,000,000

### Structured Note Programme

Nordea Bank AB (publ) ("**NBAB**") and Nordea Bank Finland Plc ("**NBF**", together with NBAB, the "**Issuers**" and each an "**Issuer**") have established a €10,000,000,000 Structured Note Programme (the "**Programme**"). Each of the Issuers may from time to time issue notes (the "**Notes**") under the Programme on an unsubordinated basis, which expression shall include Bearer Notes and Registered Notes (each as defined below), denominated in any currency as may be agreed with the relevant Dealer(s) (as defined below). Notes issued pursuant to the Programme may include Notes issued in bearer form ("**Bearer Notes**") or registered form ("**Registered Notes**") and Notes designated by an Issuer as "**VP Notes**", "**VPS Notes**", "**Finnish Notes**", "**Swedish Notes**" or Swiss Franc Notes in the applicable Final Terms. The maximum amount of all Notes from time to time outstanding will not exceed €10,000,000,000 (or its equivalent in other currencies at the time of agreement to issue, subject as further set out herein). For the purposes of calculating amounts outstanding under the Programme, all calculations will be made in euro.

Notes may be issued under the Programme which have a denomination of less than €100,000 or its equivalent in other currencies. The Notes will be issued on a continuing basis to one or more of the Dealers specified herein and any additional Dealer appointed under the Programme from time to time, which appointment may be for a specific issue or on an ongoing basis (each a "**Dealer**" and together the "**Dealers**").

This Base Prospectus has been approved by the Central Bank of Ireland (the "**Central Bank**") as competent authority under Directive 2003/71/EC, as amended (the "**Prospectus Directive**"). The Central Bank only approves this Base Prospectus as meeting the requirements imposed under Irish and European law pursuant to the Prospectus Directive. Application will be made to the Irish Stock Exchange for Notes issued under the Programme during the period of twelve months after the date hereof to be admitted to the official list (the "**Official List**") and trading on its regulated market (the "**Main Securities Market**"). The Main Securities Market is a regulated market for the purposes of Directive 2004/39/EC on markets in financial instruments ("**MiFID**"). Such approval relates only to the Notes which are to be admitted to trading on a regulated market for the purposes of MiFID and/or which are to be offered to the public in any Member State of the European Economic Area. This Base Prospectus constitutes a base prospectus for the purposes of the Prospectus Directive.

It is expected that this Base Prospectus will be submitted to the SIX Swiss Exchange Ltd (the "**SIX Swiss Exchange**") for registration as an "issuance programme" for the listing of derivatives and an "issuance programme" for the listing of bonds, both in accordance with the listing rules of the SIX Swiss Exchange (the "**SIX Listing Rules**"). If approved, in respect of any Tranche (as defined herein) of Notes to be listed on the SIX Swiss Exchange during the 12 months from the date of this Base Prospectus, this Base Prospectus, together with the relevant Final Terms, will constitute the listing prospectus for purposes of the SIX Listing Rules.

The Programme also permits Notes to be issued on the basis that they will not be admitted to listing, trading and/or quotation by any competent authority, stock exchange and/or quotation system or to be admitted to listing, trading and/or quotation by such other or further competent authorities, stock exchanges and/or quotation systems as may be agreed with the relevant Issuer (including the SIX Swiss Exchange in the case of Swiss Franc Notes).

Notes will be issued (i) on the general terms and conditions set out under "*Terms and Conditions of the Notes – Part 1: General Conditions*" (the "**General Conditions**"), as completed by a final terms document (the "**Final Terms**"), and (ii) may also be subject to certain additional conditions set out under "*Terms and Conditions of the Notes – Part 2: Additional Conditions for Certain Structured Notes*", "*Terms and Conditions of the Notes – Part 3: Additional Conditions for Credit-Linked Notes*" and "*Terms and Conditions of the Notes – Part 4: Additional Conditions for Fund-Linked Notes*", if so specified in the applicable Final Terms (the "**Additional Conditions**"), and together with the General Conditions, the "**Terms and Conditions**").

There are certain risks related to any issue of Notes under the Programme which investors should ensure they fully understand (see "*Risk Factors*" below). This Base Prospectus is drawn up in the English language. In case there is any discrepancy between the English text and the Swedish text, the English text stands approved for the purposes of the Prospectus (Directive 2003/71/EC) Regulations 2005.

Arranger

**Nordea**

The date of this Base Prospectus is 19 December 2014

This Base Prospectus, including the Annexes hereto, which form part of this Base Prospectus, should be read and construed together with any supplements hereto and, in relation to any Tranche (as defined herein) of Notes, should be read and construed together with the relevant Final Terms.

Copies of each Final Terms will be available from the specified offices of each of the Paying Agents and (in the case of Notes which may be in registered form) from the specified office of the Registrar and each of the Transfer Agents (see "*Terms and Conditions of the Notes*" herein).

Each of the Issuers has confirmed to the Dealers named under "*Subscription and Sale*" below that this Base Prospectus (including for this purpose, each relevant Final Terms) contains all information which is (in the context of the Programme and the issue, offering and sale of the Notes) material; that such information is true and accurate in all material respects and is not misleading in any material respect; that any opinions, predictions or intentions expressed herein are honestly held or made and are not misleading in any material respect; that this Base Prospectus does not omit to state any material fact necessary to make such information, opinions, predictions or intentions (in the context of the Programme and the issue, offering and sale of the Notes) not misleading in any material respect; and that all proper enquiries have been made to verify the foregoing.

Each of the Issuers accepts responsibility for the information contained in this Base Prospectus and declares that, having taken all reasonable care to ensure that such is the case, the information contained in this Base Prospectus is, to the best of its knowledge, in accordance with the facts and contains no omission likely to affect its import.

No person has been authorised to give any information or to make any representation not contained in or not consistent with this Base Prospectus or any other document entered into in relation to the Programme or any information supplied by any of the Issuers or such other information as is in the public domain and, if given or made, such information or representation should not be relied upon as having been authorised by any of the Issuers or any Dealer.

The Dealers have not separately verified the information contained herein. Accordingly, no representation, warranty or undertaking, express or implied, is made and no responsibility is accepted by the Dealers as to the accuracy or completeness of the financial information contained in this Base Prospectus, or any other financial statements or any further information supplied in connection with the Notes. The Dealers accept no liability in relation to the financial information contained in this Base Prospectus or any other financial statements or their distribution or with regard to any other information supplied in connection with the Notes. The statements made in this paragraph are without prejudice to the responsibility of each of the Issuers in its capacity as an Issuer under the Programme.

Neither the delivery of this Base Prospectus or any Final Terms nor the offering, sale or delivery of any Note shall, in any circumstances, create any implication that the information contained in this Base Prospectus is true subsequent to the date hereof or the date upon which this Base Prospectus has been most recently supplemented or that there has been no adverse change, or any event reasonably likely to involve any adverse change, in the condition (financial or otherwise) of the relevant Issuer since the date thereof or, if later, the date upon which this Base Prospectus has been most recently supplemented or that any other information supplied in connection with the Programme is correct at any time subsequent to the date on which it is supplied or, if different, the date indicated in the document containing the same.

The distribution of this Base Prospectus and any Final Terms and the offering, sale and delivery of the Notes in certain jurisdictions may be restricted by law. Persons into whose possession this Base Prospectus comes are required by each of the Issuers and the Dealers to inform themselves about and to observe any such restrictions. For a description of certain restrictions on offers, sales and deliveries of Notes and on distribution of this Base Prospectus or any Final Terms and other offering material relating to the Notes see "*Subscription and Sale*".

**THE NOTES HAVE NOT BEEN APPROVED OR DISAPPROVED BY THE UNITED STATES SECURITIES AND EXCHANGE COMMISSION OR ANY STATE SECURITIES COMMISSION IN THE UNITED STATES NOR HAS THE SECURITIES AND EXCHANGE COMMISSION OR ANY STATE SECURITIES COMMISSION PASSED UPON THE ACCURACY OR THE ADEQUACY OF THIS BASE PROSPECTUS. ANY REPRESENTATION TO THE CONTRARY IS A CRIMINAL OFFENCE IN THE UNITED STATES.**

**THE NOTES HAVE NOT BEEN AND WILL NOT BE REGISTERED UNDER THE UNITED STATES SECURITIES ACT OF 1933, AS AMENDED (THE "SECURITIES ACT"), OR WITH ANY SECURITIES REGULATORY AUTHORITY OF ANY STATE OR OTHER JURISDICTION OF THE UNITED STATES AND MAY INCLUDE NOTES IN BEARER FORM THAT ARE SUBJECT TO U.S. TAX LAW REQUIREMENTS. SUBJECT TO CERTAIN EXCEPTIONS, THE NOTES MAY NOT BE OFFERED, SOLD OR, IN THE CASE OF BEARER NOTES, DELIVERED WITHIN THE UNITED STATES OR TO, OR FOR THE ACCOUNT OR BENEFIT OF, U.S. PERSONS (AS DEFINED IN REGULATION S UNDER THE SECURITIES ACT ("REGULATION S")). SEE "*SUBSCRIPTION AND SALE*".**

Neither this Base Prospectus nor any Final Terms constitutes an offer or an invitation to subscribe for or purchase any Notes and should not be considered as a recommendation by any of the Issuers, the Dealers or any of them that any recipient of this Base Prospectus or any Final Terms should subscribe for or purchase any Notes. Each recipient of this Base Prospectus or any Final Terms shall be taken to have made its own investigation and appraisal of the condition (financial or otherwise) of each Issuer.

This Base Prospectus has been prepared on the basis that, except to the extent sub-paragraph (ii) below may apply, any offer of Notes in any Member State of the "**European Economic Area**" which has implemented the Prospectus Directive (each, a "**Relevant Member State**") will be made pursuant to an exemption under the Prospectus Directive, as implemented in that Relevant Member State, from the requirement to publish a prospectus for offers of Notes. Accordingly any person making or intending to make an offer in that Relevant Member State of Notes which are the subject of an offering/placement contemplated in this Base Prospectus as completed by final terms in relation to the offer of those Notes may only do so (i) in circumstances in which no obligation arises for the relevant Issuer or any Dealer to publish a prospectus pursuant to Article 3 of the Prospectus Directive or supplement a prospectus pursuant to Article 16 of the Prospectus Directive, in each case, in relation to such offer, or (ii) if a prospectus for such offer has been approved by the competent authority in that Relevant Member State or, where appropriate, approved in another Relevant Member State and notified to the competent authority in that Relevant Member State and (in either case) published, all in accordance with the Prospectus Directive, **provided that** any such prospectus has subsequently been completed by final terms which specify that offers may be made other than pursuant to Article 3(2) of the Prospectus Directive in that Relevant Member State and such offer is made in the period beginning and ending on the dates specified for such purpose in such prospectus or final terms, as applicable. Except to the extent sub-paragraph (ii) above may apply, none of the Issuers nor any Dealer have authorised, nor do they authorise, the making of any offer of Notes in circumstances in which an obligation arises for an Issuer or any Dealer to publish or supplement a prospectus for such offer.

**An investment in Notes does not constitute a participation in a collective investment scheme for Swiss law purposes. Therefore, issues of Notes are not supervised by the Swiss Financial Market Supervisory Authority FINMA and potential investors do not benefit from the specific investor protection provided under the Swiss Federal Act on Collective Investment Schemes.**

**In connection with the issue of any Tranche of Notes under the Programme, the Dealer or Dealers (if any) named as the Stabilising Manager(s) (or any persons acting on behalf of any Stabilising Manager(s)) in the applicable Final Terms may over-allot Notes or effect transactions with a view to supporting the market price of the Notes at a level higher than that which might otherwise prevail. However, there is no assurance that the Stabilising Manager(s) (or persons acting on behalf of any Stabilising Manager(s)) will undertake stabilisation action. Any stabilisation action may begin on or after the date on which adequate public disclosure of the terms of the offer of the relevant Tranche of Notes is made and, if begun, may be ended at any time, but it must end no later than the earlier of 30 days after the issue date of the relevant Tranche of Notes and 60 days after the date of the allotment of the relevant Tranche of Notes. Any stabilisation action or over-allotment must be conducted by the relevant Stabilisation Manager(s) or (person(s) acting on behalf of any Stabilisation Manager(s) in accordance with all applicable laws and rules.**

In this Base Prospectus, references to "**U.S.\$**", "**U.S. dollars**" or "**dollars**" are to United States dollars; references to "**Euro**", "**euro**", "**EUR**" or "**€**" are to the currency introduced at the start of the third stage of European economic and monetary union, and as defined in Article 2 of Council Regulation (EC) No 974/98 of 3 May 1998 on the introduction of the Euro, as amended; references to "**sterling**" are to Pounds Sterling; references to "**Swiss Francs**", "**Swiss francs**" or "**CHF**" are to Swiss francs; references to "**Yen**"

are to Japanese Yen; references to "**SEK**" are to Swedish Krona; references to "**NOK**" are to Norwegian Krone; and references to "**DKK**" are to Danish Krone.

The language of the Base Prospectus is English. Certain legislative references and technical terms have been cited in their original language in order that the correct technical meaning may be ascribed to them under applicable law.

### **IMPORTANT INFORMATION RELATING TO PUBLIC OFFERS OF NOTES**

In the context of any offer of Notes that is not made within an exemption from the requirement to publish a prospectus under the Prospectus Directive (a "**Public Offer**"), the Issuers have requested the Central Bank to provide a certificate of approval in accordance with Article 18 of the Prospectus Directive (a "**passport**") in relation to the passporting of the Base Prospectus to the competent authorities of Norway, Sweden, Finland, Denmark, Estonia, Latvia, Lithuania, the United Kingdom, France, Germany, Austria, Spain and Luxembourg (the "**Host Member States**"). Even though the Issuers have elected to passport this Base Prospectus into the Host Member States, it does not mean that they will choose to make any Public Offer in the Host Member States. Investors should refer to the Final Terms for any issue of Notes to see whether the relevant Issuer has elected to make a public offer of Notes in either Ireland or a Host Member State (each a "**Public Offer Jurisdiction**").

Each of the Issuers accepts responsibility in the Public Offer Jurisdictions for which it has given consent referred to herein for the content of this Base Prospectus in relation to any person (an "**Investor**") to whom an offer of any Notes is made by any Dealer or other financial intermediary to whom any of the Issuers has given its consent to use this Base Prospectus (such Dealer or other financial intermediary, an "**Authorised Offeror**"), where the offer is made during the period for which that consent is given and is in compliance with all other conditions attached to the giving of the consent, all as mentioned in this Base Prospectus. However, none of the Issuers has any responsibility for any of the actions of an Authorised Offeror, including compliance by an Authorised Offeror with applicable conduct of business rules or other local regulatory requirements or other securities law requirements in relation to such offer.

If so specified in the applicable Final Terms in respect of any Tranche of Notes, each of the Issuers consents to the use of this Base Prospectus in connection with a Public Offer of the relevant Notes during the Offer Period specified in the relevant Final Terms (the "**Offer Period**") either:

- (a) in the Public Offer Jurisdictions specified in the relevant Final Terms by any financial intermediary which satisfies the following conditions and any additional conditions specified in the relevant Final Terms:
  - (i) it is authorised to make such offers under the MiFID; and
  - (ii) executes a distribution agreement with the relevant Issuer whereby it agrees to be bound by the Authorised Offeror Terms and it either publishes on its website (if it has one), or discloses in any materials that it provides to potential investors in connection with the Public Offer, the following statement (with the information in square brackets completed with the relevant information):

"We, [*insert legal name of financial intermediary*], are a financial intermediary authorised under the Markets in Financial Instruments Directive (Directive 2004/39/EC) to make offers of securities such as the [*insert title of the relevant Notes*] (the "**Notes**") described in the Final Terms dated [*insert date*] (the "**Final Terms**") published by [*Nordea Bank AB (publ)/Nordea Bank Finland Plc*] (the "**Issuer**"). We refer to the offer of the Notes in [*insert relevant Public Offer Jurisdiction(s)*] during the Offer Period specified in the Final Terms (the "**Public Offer**"). In consideration for the Issuer offering to grant its consent to our use of the Base Prospectus (as defined in the Final Terms) in connection with the Public Offer on the Authorised Offeror Terms specified in the Base Prospectus and subject to the conditions to such consent, we hereby accept such offer. Accordingly, we are using the Base Prospectus in connection with the Public Offer in accordance with the consent of the Issuer on the Authorised Offeror Terms and subject to the conditions of such consent."

The "**Authorised Offeror Terms**" are that the relevant financial intermediary:

- (a) represents, warrants and undertakes for the benefit of each of the Issuers that it will, at all times in connection with the relevant Public Offer:
  - (A) act in accordance with all applicable laws, rules, regulations and guidance of any applicable regulatory bodies (the "**Rules**");
  - (B) comply with the restrictions set out under "*Subscription and Sale*" in this Base Prospectus which would apply as if it were a Dealer;
  - (C) ensure that any fee (and any commissions or benefits of any kind) received or paid by that financial intermediary in relation to the offer or sale of the Notes does not violate the Rules and is fully and clearly disclosed to investors or potential investors;
  - (D) hold all licences, consents, approvals and permissions required in connection with solicitation of interest in, or offers or sales of, the Notes under the Rules;
  - (E) comply with applicable anti-money laundering, anti-bribery and "know your client" Rules, and will not permit any application for Notes in circumstances where the financial intermediary has any suspicions as to the source of the application monies;
  - (F) retain investor identification records for at least the minimum period required under applicable Rules, and shall, if so requested, make such records available to the Issuers or directly to the appropriate authorities with jurisdiction over either Issuer in order to enable each of the Issuers to comply with anti-money laundering, anti-bribery and "know your client" Rules applying to the Issuers;
  - (G) ensure that it does not, directly or indirectly, cause either Issuer to breach any Rule or subject either Issuer to any requirement to obtain or make any filing, authorisation or consent in any jurisdiction;
  - (H) comply with any further requirements relevant to the Public Offer as specified in the applicable Final Terms;
  - (I) not convey or publish any information that is not contained in or entirely consistent with this Base Prospectus as completed by the applicable Final Terms; and
  - (J) if it conveys or publishes any communication (other than this Base Prospectus or any other materials provided to such financial intermediary by or on behalf of the relevant Issuer for the purposes of the relevant Public Offer) in connection with the relevant Public Offer, it will ensure that such communication (A) is fair, clear and not misleading and complies with the Rules, (B) states that such financial intermediary has provided such communication independently of the Issuers, that such financial intermediary is solely responsible for such communication and that neither of the Issuers accepts any responsibility for such communication and (C) does not, without the prior written consent of the Issuers, use the legal or publicity names of either of the Issuers or any other name, brand or logo registered by an entity within the Nordea Group, except to describe the relevant Issuer as issuer of the relevant Notes;
  - (K) co-operate with the Issuers in providing such information (including, without limitation, documents and records maintained pursuant to paragraph (F) above) upon written request from either Issuer as is available to such financial intermediary or which is within its power and control from time to time, together with such further assistance as is reasonably requested by the relevant Issuer:

- (1) in connection with any request or investigation by any regulator in relation to the Notes or either Issuer; and/or
- (2) in connection with any complaints received by either Issuer relating to the relevant Issuer or another Authorised Offeror including, without limitation, complaints as defined in rules published by any regulator of competent jurisdiction from time to time; and/or
- (3) which either Issuer may reasonably require from time to time in relation to the Notes and/or as to allow the relevant Issuer fully to comply with its own legal, tax and regulatory requirements,

in each case, as soon as is reasonably practicable and, in any event, within any time frame set by any such regulator or regulatory process; and

- (L) during the primary distribution period of the Notes: (i) only sell the Notes at the Issue Price specified in the applicable Final Terms (unless otherwise agreed with the relevant Issuer); (ii) only sell the Notes for settlement on the Issue Date specified in the relevant Final Terms; (iii) not appoint any sub-distributors (unless otherwise agreed with the relevant Issuer); (iv) not pay any fee or remuneration or commissions or benefits to any third parties in relation to the offering or sale of the Notes (unless otherwise agreed with the relevant Issuer); and (v) comply with such other rules of conduct as may be reasonably required and specified by the relevant Issuer; and
- (b) undertakes to indemnify each of the Issuers (in each case on behalf of such entity and its respective directors, officers, employees, agents, affiliates and controlling persons) against any losses, liabilities, costs, claims, charges, expenses, actions or demands which any of them may incur or which may be made against any of them arising out of or in relation to, or in connection with, any breach of any of the foregoing representations, warranties or undertakings by such financial intermediary, including (without limitation) any unauthorised action by such financial intermediary or failure by such financial intermediary to observe any of the above restrictions or requirements; and
- (c) agrees and accepts that:
  - (A) the contract between the Issuers and the financial intermediary formed upon acceptance by the financial intermediary of the Issuers' offer to use this Base Prospectus with its consent in connection with the relevant Public Offer (the "**Authorised Offeror Contract**"), and any non-contractual obligations arising out of or in connection with the Authorised Offeror Contract, shall be governed by, and construed in accordance with, English law;
  - (B) the courts of England are to have exclusive jurisdiction to settle any disputes which may arise out of or in connection with the Authorised Offeror Contract (including a dispute relating to any non-contractual obligations arising out of or in connection with the Authorised Offeror Contract) and accordingly submits to the exclusive jurisdiction of the English courts;
  - (C) for the purposes of (c)(B) and (D), the Issuers and the financial intermediary waive any objection to the English courts on the grounds that they are an inconvenient or inappropriate forum to settle any dispute; and
  - (D) this paragraph (D) is for the benefit of the Issuers. To the extent allowed by law, the Issuers may, in respect of any Dispute or Disputes, take (i) proceedings in any other court with jurisdiction; and (ii) concurrent proceedings in any number of jurisdictions;
- (b) by the financial intermediaries specified in the relevant Final Terms, in the Public Offer Jurisdictions specified in the relevant Final Terms and subject to the relevant conditions specified

in the relevant Final Terms, for so long as they are authorised to make such offers under the MiFID.

An Issuer may give consent to additional financial intermediaries after the date of the relevant Final Terms and, if it does so, such Issuer will publish the above information in relation to them on its website.

The consent referred to above relates to Public Offers occurring within 12 months from the date of this Base Prospectus.

**Any Authorised Offeror who wishes to use this Base Prospectus in connection with a Public Offer as set out in (a) above is required, for the duration of the relevant Offer Period, to publish on its website (if it has one), or otherwise disclose to potential investors, that it is using this Base Prospectus for such Public Offer in accordance with the consent of the relevant Issuer and the conditions attached thereto. Authorised Offerors may act through one or more agents or affiliates, provided that the Authorised Offeror shall at all times remain liable to the relevant Issuer for the acts or omissions of the relevant agent or affiliate, and any failure to comply with the Authorised Offeror Terms.**

To the extent specified in the relevant Final Terms, an offer may be made during the relevant Offer Period by any of the relevant Issuer or any relevant Authorised Offeror in any relevant Public Offer Jurisdiction(s) and subject to any relevant conditions, in each case all as specified in the relevant Final Terms.

None of the Issuers nor any of the Dealers has authorised the making of any Public Offer of any Notes by any person in any circumstances and such person is not permitted to use this Base Prospectus in connection with its offer of any Notes unless (1) the offer is made by an Authorised Offeror as described above or (2) the offer is otherwise made in circumstances falling within an exemption from the requirement to publish a prospectus under the Prospectus Directive. Any such unauthorised offers are not made by or on behalf of any Issuer, any Dealer or any Authorised Offeror and none of the Issuers, any Dealer or any Authorised Offeror has any responsibility or liability for the actions of any person making such offers.

**An Investor intending to acquire or acquiring any Notes from an Authorised Offeror will do so, and offers and sales of the Notes to an Investor by an Authorised Offeror will be made, in accordance with any terms and other arrangements in place between such Authorised Offeror and such Investor including as to price, allocation, settlement arrangements and any expenses or taxes to be charged to the Investor (the "Terms and Conditions of the Public Offer"). Neither of the Issuers will be a party to any such arrangements with Investors (other than Dealers) in connection with the offer or sale of the Notes and, accordingly, this Base Prospectus and any Final Terms will not contain such information. The Terms and Conditions of the Public Offer shall be provided to Investors by that Authorised Offeror at the relevant time. None of the Issuers, any of the Dealers or other Authorised Offerors has any responsibility or liability for such information.**

## RATINGS

As of the date of this Base Prospectus, the long term (senior) debt ratings of each of the Issuers are:

<b>Rating Agency</b>	<b>Rating</b>
Moody's Investors Service Limited	Aa3 <sup>(1)</sup>
Standard & Poor's Credit Market Services Europe Limited	AA- <sup>(1)</sup>
Fitch Ratings Limited	AA-
DBRS Ratings Limited	AA

<sup>(1)</sup> Negative Outlook.

Moody's Investors Service Limited, Standard & Poor's Credit Market Services Europe Limited, Fitch Ratings Limited and DBRS Ratings Limited are all established in the European Union (the "EU") and registered under Regulation (EC) No 1060/2009, as amended (the "CRA Regulation").

Tranches of Notes to be issued under the Programme will not be separately rated.

The European Securities and Markets Authority ("ESMA") is obliged to maintain on its website, at <http://www.esma.europa.eu/page/list-registered-and-certified-CRAs>, a list of credit rating agencies registered and certified in accordance with the CRA Regulation. This list must be updated within five working days of ESMA's adoption of any decision to withdraw the registration of a credit rating agency under the CRA Regulation. Therefore, such list is not conclusive evidence of the status of the relevant rating agency as there may be delays between certain supervisory measures being taken against a relevant rating agency and the publication of the updated ESMA list.

In general, European regulated investors are restricted from using a rating for regulatory purposes if such rating is not issued by a credit rating agency established in the EU and registered under the CRA Regulation unless (1) the rating is provided by a credit rating agency not established in the EU but is endorsed by a credit rating agency established in the EU and registered under the CRA Regulation or (2) the rating is provided by a credit rating agency not established in the EU, but which is certified under the CRA Regulation.

**A security rating is not a recommendation to buy, sell or hold securities and may be subject to suspension, reduction or withdrawal at any time by the assigning rating agency.**



## CONTENTS

	<b>Page</b>
SUMMARY OF THE BASE PROSPECTUS.....	2
RISK FACTORS.....	63
DOCUMENTS INCORPORATED BY REFERENCE.....	125
FORM OF THE NOTES.....	127
SUMMARY OF PROVISIONS RELATING TO THE NOTES WHILE IN GLOBAL FORM.....	135
CLEARING AND SETTLEMENT.....	137
NOTES – TERMS AND CONDITIONS AND STRUCTURE.....	140
TERMS AND CONDITIONS OF THE NOTES.....	170
FORMS OF FINAL TERMS FOR NOTES.....	410
THE NORDEA GROUP.....	529
NORDEA BANK AB (PUBL).....	539
NORDEA BANK FINLAND PLC.....	545
SELECTED FINANCIAL INFORMATION.....	567
USE OF PROCEEDS.....	580
TAXATION.....	581
SUBSCRIPTION AND SALE.....	597
GENERAL INFORMATION.....	603
ANNEX 1 AUDITED CONSOLIDATED FINANCIAL STATEMENTS OF NBAB FOR THE YEAR ENDED 31 DECEMBER 2013, INCLUDING THE AUDITOR'S REPORT AND NOTES RELATING THERETO.....	605
ANNEX 2 AUDITED CONSOLIDATED FINANCIAL STATEMENTS OF NBF FOR THE YEAR ENDED 31 DECEMBER 2013, INCLUDING THE AUDITOR'S REPORT AND NOTES RELATING THERETO.....	735
ANNEX 3 AUDITED CONSOLIDATED FINANCIAL STATEMENTS OF NBAB FOR THE YEAR ENDED 31 DECEMBER 2012, INCLUDING THE AUDITOR'S REPORT AND NOTES RELATING THERETO.....	843
ANNEX 4 AUDITED CONSOLIDATED FINANCIAL STATEMENTS OF NBF FOR THE YEAR ENDED 31 DECEMBER 2012, INCLUDING THE AUDITOR'S REPORT AND NOTES RELATING THERETO.....	966
ANNEX 5 UNAUDITED CONSOLIDATED INTERIM FINANCIAL STATEMENTS OF NBAB FOR THE NINE MONTHS ENDED 30 SEPTEMBER 2014.....	1063
ANNEX 6 UNAUDITED CONSOLIDATED INTERIM FINANCIAL STATEMENTS OF NBF FOR THE SIX MONTHS ENDED 30 JUNE 2014.....	1092

## SUMMARY OF THE BASE PROSPECTUS

Summaries are made up of disclosure requirements known as "Elements". These elements are numbered in Sections A – E (A.1 – E.7).

This summary contains all the Elements required to be included in a summary for this type of securities and these Issuers. Because some Elements are not required to be addressed, there may be gaps in the numbering sequence of the Elements.

Even though an Element may be required to be inserted in the summary because of the type of securities and relevant Issuer, it is possible that no relevant information can be given regarding the Element. In this case a short description of the Element is included in the summary with the mention of "Not Applicable".

In particular Elements in italics denote placeholders for completing the issue specific summary relating to a Tranche of Notes for which such issue specific summary is to be prepared.

Words and expressions defined in the sections entitled "Terms and Conditions of the Notes" or elsewhere in this Base Prospectus have the same meanings in this summary.

		<b>Section A – Introduction and Warnings</b>
<b>A.1</b>	<b>Introduction:</b>	<p><i>This summary should be read as an introduction to this Base Prospectus and any decision to invest in the Notes should be based on a consideration of the Base Prospectus as a whole by the investor. Where a claim relating to the information contained in this Base Prospectus is brought before a court in a Member State of the European Economic Area, the plaintiff may, under the national legislation of the Member States, be required to bear the costs of translating the Base Prospectus before the legal proceedings are initiated. No civil liability will attach to the Issuers in any such Member State solely on the basis of this summary, including any translation thereof, unless it is misleading, inaccurate or inconsistent when read together with the other parts of this Base Prospectus or it does not provide, when read together with the other parts of this Base Prospectus, key information in order to aid investors when considering whether to invest in the Notes.</i></p>
<b>A.2</b>	<b>Consent:</b>	<p>Certain Tranches of Notes with a denomination of less than €100,000 (or its equivalent in any other currency) may be offered in circumstances where there is no exemption from the obligation under the Prospectus Directive to publish a prospectus. Any such offer is referred to as a "<b>Public Offer</b>".</p> <p><i>Not applicable; the Notes are issued in denominations of at least €100,000 (or its equivalent in any other currency)./The Issuer consents to the use of this Base Prospectus in connection with a Public Offer of the Notes by any financial intermediary which is authorised to make such offers under the Markets in Financial Instruments Directive (Directive 2004/39/EC) (an "<b>Authorised Offeror</b>") on the following basis: (a) the relevant Public Offer must occur during the period from and including [•] to but excluding [ ] (the "<b>Offer Period</b>") in [•] [and [•]] (the "<b>Public Offer Jurisdiction(s)</b>") and (b) the relevant Authorised Offeror must have agreed to the Authorised Offeror Terms [and satisfy the following additional conditions: [•]]./The Issuer consents to the use of this Base Prospectus in connection with a Public Offer of the Notes by [•](an "<b>Authorised Offeror</b>") on the following basis: (a) the relevant Public Offer must occur during the period from and including [•] to but excluding [ ] (the "<b>Offer Period</b>") in [•] [and [•]] (the "<b>Public Offer Jurisdiction(s)</b>") and (b) the relevant Authorised Offeror must have agreed to the Authorised Offeror Terms [and satisfy the following additional conditions: [•]].</i></p>

		<b>Authorised Offerors will provide information to an Investor on the terms and conditions of the Public Offer of the relevant Notes at the time such Public Offer is made by the Authorised Offeror to the Investor.</b>
	<b>Section B – Issuers</b>	
<b>B.1</b>	<b>Legal names of the Issuers:</b>	Nordea Bank AB (publ) Nordea Bank Finland Plc
	<b>Commercial names of the Issuers:</b>	Nordea
<b>B.2</b>	<b>Domicile and legal forms of the Issuers:</b>	<p>NBAB is a public (publ) limited liability company with registration No. 516406-0120. The head office is located in Stockholm at the following address: Smålandsgatan 17, 105 71 Stockholm. The principal legislation under which NBAB operates is the Swedish Companies Act and the Swedish Banking and Financing Business Act.</p> <p>NBF is a company with limited liability pursuant to the Finnish Companies Act. NBF is registered in the trade register with business identity code 1680235-8. NBF has its head office in Helsinki at the following address: Aleksanterinkatu 36 B, 00100 Helsinki, Finland. The principal legislation under which NBF operates is the Finnish Companies Act and the Finnish Act on Commercial Banks and Other Credit Institutions in the form of a limited company.</p>
<b>B.4b</b>	<b>Trends:</b>	Not applicable. There are no clear trends affecting the Issuers or the markets in which they operate.
<b>B.5</b>	<b>The Group:</b>	<p>NBAB is the parent company of the Nordea Group. The Nordea Group is a large financial services group in the Nordic markets (Denmark, Finland, Norway and Sweden), with additional operations in Russia, the Baltic countries and Luxembourg, as well as branches in a number of other international locations. The three main subsidiaries of NBAB are Nordea Bank Danmark A/S in Denmark, NBF in Finland and Nordea Bank Norge ASA in Norway. The Nordea Group's organisational structure is built around three main business areas: Retail Banking, Wholesale Banking and Wealth Management. Group Corporate Centre and Group Risk Management are other central parts of the Nordea Group's organisation. Retail Banking is responsible for customer relations with household customers as well as large, medium-sized and small corporate customers in the Nordic and Baltic countries. Wholesale Banking provides services and financial solutions to Nordea Group's largest corporate and institutional customers. Wealth Management provides investment, savings and risk management products and solutions. It manages the Nordea Group's customers' assets, provides wealth planning and gives investment advice to affluent and high-net-worth individuals as well as institutional investors.</p> <p>As of 30 September 2014, the Nordea Group had total assets of EUR 669 billion and tier 1 capital of EUR 25.5 billion, and was the largest Nordic-based asset manager with EUR 254.5 billion in assets under management.</p>
<b>B.9</b>	<b>Profit Forecasts and Profit Estimates:</b>	Not Applicable. The Issuers do not make a profit forecast or profit estimate in the Base Prospectus.

<b>B.10</b>	<b>Audit Report Qualifications:</b>	Not Applicable. There are no qualifications in the audit reports for the Issuers.																																																																																																																																																																																																	
<b>B.12</b>	<b>Selected Key Financial Information:</b>	<p>The tables below show certain selected summarised financial information which, without material changes, is derived from, and must be read together with, the Issuers' audited consolidated financial statements for the year ended 31 December 2013 and unaudited consolidated financial statements for the nine months ended 30 September 2014 (in the case of NBAB) or the six months ending 30 June 2014 (in the case of NBF) set out in the annexes to this Base Prospectus and the auditors' reports and notes thereto.</p> <p>NBAB – selected key financial information:</p> <table border="1" data-bbox="526 577 1356 1209"> <thead> <tr> <th rowspan="2"></th> <th colspan="2">Year ended 31 December</th> <th colspan="2">Nine months ended 30 September</th> </tr> <tr> <th>2013</th> <th>2012</th> <th>2014</th> <th>2013</th> </tr> </thead> <tbody> <tr> <td colspan="5" style="text-align: center;"><i>(EUR millions)</i></td> </tr> <tr> <td colspan="5"><b>Income Statement</b></td> </tr> <tr> <td>Total operating income</td> <td>9,891</td> <td>9,998</td> <td>7,711</td> <td>7,422</td> </tr> <tr> <td>Net loan losses .....</td> <td>-735</td> <td>-895</td> <td>-405</td> <td>-555</td> </tr> <tr> <td>Net profit for the period.....</td> <td>3,116</td> <td>3,126</td> <td>2,455</td> <td>2,343</td> </tr> <tr> <td colspan="5"><b>Balance Sheet</b></td> </tr> <tr> <td>Total assets .....</td> <td>630,434</td> <td>668,178</td> <td>668,720</td> <td>625,826</td> </tr> <tr> <td>Total liabilities .....</td> <td>601,225</td> <td>640,173</td> <td>638,934</td> <td>597,194</td> </tr> <tr> <td>Total equity .....</td> <td>29,209</td> <td>28,005</td> <td>29,786</td> <td>28,632</td> </tr> <tr> <td>Total liabilities and equity .....</td> <td>630,434</td> <td>668,178</td> <td>668,720</td> <td>625,826</td> </tr> <tr> <td colspan="5"><b>Cash Flow Statement</b></td> </tr> <tr> <td colspan="5">Cash flow from operating activities before changes in operating assets and liabilities.....</td> </tr> <tr> <td></td> <td>7,607</td> <td>6,633</td> <td>8,899</td> <td>5,379</td> </tr> <tr> <td>Cash flow from operating activities .....</td> <td>6,315</td> <td>19,754</td> <td>-14,721</td> <td>-4,310</td> </tr> <tr> <td>Cash flow from investing activities.....</td> <td>572</td> <td>774</td> <td>2,950</td> <td>586</td> </tr> <tr> <td>Cash flow from financing activities .....</td> <td>-1,927</td> <td>-170</td> <td>-1,032</td> <td>-1,911</td> </tr> <tr> <td>Cash flow for the period .....</td> <td>4,960</td> <td>20,358</td> <td>-12,803</td> <td>-5,635</td> </tr> <tr> <td>Change .....</td> <td>4,960</td> <td>20,358</td> <td>-12,803</td> <td>-5,635</td> </tr> </tbody> </table> <p>NBF – selected key financial information:</p> <table border="1" data-bbox="526 1288 1356 1892"> <thead> <tr> <th rowspan="2"></th> <th colspan="2">Year ended 31 December</th> <th colspan="2">Six months ended 30 June</th> </tr> <tr> <th>2013</th> <th>2012</th> <th>2014</th> <th>2013</th> </tr> </thead> <tbody> <tr> <td colspan="5" style="text-align: center;"><i>(EUR Millions)</i></td> </tr> <tr> <td colspan="5"><b>Income Statement</b></td> </tr> <tr> <td>Total operating income .....</td> <td>2,224</td> <td>2,824</td> <td>1,219</td> <td>1,122</td> </tr> <tr> <td>Net profit for the period .....</td> <td>828</td> <td>1,181</td> <td>506</td> <td>418</td> </tr> <tr> <td colspan="5"><b>Balance Sheet</b></td> </tr> <tr> <td>Total assets .....</td> <td>304,761</td> <td>335,461</td> <td>317,523</td> <td>306,598</td> </tr> <tr> <td>Total liabilities .....</td> <td>295,247</td> <td>326,244</td> <td>308,308</td> <td>297,553</td> </tr> <tr> <td>Total equity .....</td> <td>9,514</td> <td>9,217</td> <td>9,215</td> <td>9,045</td> </tr> <tr> <td>Total liabilities and equity.....</td> <td>304,761</td> <td>335,461</td> <td>317,523</td> <td>306,598</td> </tr> <tr> <td colspan="5"><b>Cash Flow Statement</b></td> </tr> <tr> <td colspan="5">Cash flow from operating activities before changes in operating assets and liabilities .....</td> </tr> <tr> <td></td> <td>1,489</td> <td>-440</td> <td>1,217</td> <td>1,023</td> </tr> <tr> <td>Cash flow from operating activities.....</td> <td>5,686</td> <td>18,719</td> <td>-10,857</td> <td>-164</td> </tr> <tr> <td>Cash flow from investing activities .....</td> <td>85</td> <td>333</td> <td>1,603</td> <td>-2</td> </tr> <tr> <td>Cash flow from financing activities.....</td> <td>-615</td> <td>-3,526</td> <td>-767</td> <td>-678</td> </tr> <tr> <td>Cash flow for the period.....</td> <td>5,156</td> <td>15,526</td> <td>-10,021</td> <td>-844</td> </tr> <tr> <td>Change.....</td> <td>5,156</td> <td>15,526</td> <td>-10,021</td> <td>-844</td> </tr> </tbody> </table> <p>There has been no material adverse change in the ordinary course of business or in the prospects or condition of NBAB or NBF since 31 December 2013, being the date of its last published audited financial statements.</p>		Year ended 31 December		Nine months ended 30 September		2013	2012	2014	2013	<i>(EUR millions)</i>					<b>Income Statement</b>					Total operating income	9,891	9,998	7,711	7,422	Net loan losses .....	-735	-895	-405	-555	Net profit for the period.....	3,116	3,126	2,455	2,343	<b>Balance Sheet</b>					Total assets .....	630,434	668,178	668,720	625,826	Total liabilities .....	601,225	640,173	638,934	597,194	Total equity .....	29,209	28,005	29,786	28,632	Total liabilities and equity .....	630,434	668,178	668,720	625,826	<b>Cash Flow Statement</b>					Cash flow from operating activities before changes in operating assets and liabilities.....						7,607	6,633	8,899	5,379	Cash flow from operating activities .....	6,315	19,754	-14,721	-4,310	Cash flow from investing activities.....	572	774	2,950	586	Cash flow from financing activities .....	-1,927	-170	-1,032	-1,911	Cash flow for the period .....	4,960	20,358	-12,803	-5,635	Change .....	4,960	20,358	-12,803	-5,635		Year ended 31 December		Six months ended 30 June		2013	2012	2014	2013	<i>(EUR Millions)</i>					<b>Income Statement</b>					Total operating income .....	2,224	2,824	1,219	1,122	Net profit for the period .....	828	1,181	506	418	<b>Balance Sheet</b>					Total assets .....	304,761	335,461	317,523	306,598	Total liabilities .....	295,247	326,244	308,308	297,553	Total equity .....	9,514	9,217	9,215	9,045	Total liabilities and equity.....	304,761	335,461	317,523	306,598	<b>Cash Flow Statement</b>					Cash flow from operating activities before changes in operating assets and liabilities .....						1,489	-440	1,217	1,023	Cash flow from operating activities.....	5,686	18,719	-10,857	-164	Cash flow from investing activities .....	85	333	1,603	-2	Cash flow from financing activities.....	-615	-3,526	-767	-678	Cash flow for the period.....	5,156	15,526	-10,021	-844	Change.....	5,156	15,526	-10,021	-844
	Year ended 31 December			Nine months ended 30 September																																																																																																																																																																																															
	2013	2012	2014	2013																																																																																																																																																																																															
<i>(EUR millions)</i>																																																																																																																																																																																																			
<b>Income Statement</b>																																																																																																																																																																																																			
Total operating income	9,891	9,998	7,711	7,422																																																																																																																																																																																															
Net loan losses .....	-735	-895	-405	-555																																																																																																																																																																																															
Net profit for the period.....	3,116	3,126	2,455	2,343																																																																																																																																																																																															
<b>Balance Sheet</b>																																																																																																																																																																																																			
Total assets .....	630,434	668,178	668,720	625,826																																																																																																																																																																																															
Total liabilities .....	601,225	640,173	638,934	597,194																																																																																																																																																																																															
Total equity .....	29,209	28,005	29,786	28,632																																																																																																																																																																																															
Total liabilities and equity .....	630,434	668,178	668,720	625,826																																																																																																																																																																																															
<b>Cash Flow Statement</b>																																																																																																																																																																																																			
Cash flow from operating activities before changes in operating assets and liabilities.....																																																																																																																																																																																																			
	7,607	6,633	8,899	5,379																																																																																																																																																																																															
Cash flow from operating activities .....	6,315	19,754	-14,721	-4,310																																																																																																																																																																																															
Cash flow from investing activities.....	572	774	2,950	586																																																																																																																																																																																															
Cash flow from financing activities .....	-1,927	-170	-1,032	-1,911																																																																																																																																																																																															
Cash flow for the period .....	4,960	20,358	-12,803	-5,635																																																																																																																																																																																															
Change .....	4,960	20,358	-12,803	-5,635																																																																																																																																																																																															
	Year ended 31 December		Six months ended 30 June																																																																																																																																																																																																
	2013	2012	2014	2013																																																																																																																																																																																															
<i>(EUR Millions)</i>																																																																																																																																																																																																			
<b>Income Statement</b>																																																																																																																																																																																																			
Total operating income .....	2,224	2,824	1,219	1,122																																																																																																																																																																																															
Net profit for the period .....	828	1,181	506	418																																																																																																																																																																																															
<b>Balance Sheet</b>																																																																																																																																																																																																			
Total assets .....	304,761	335,461	317,523	306,598																																																																																																																																																																																															
Total liabilities .....	295,247	326,244	308,308	297,553																																																																																																																																																																																															
Total equity .....	9,514	9,217	9,215	9,045																																																																																																																																																																																															
Total liabilities and equity.....	304,761	335,461	317,523	306,598																																																																																																																																																																																															
<b>Cash Flow Statement</b>																																																																																																																																																																																																			
Cash flow from operating activities before changes in operating assets and liabilities .....																																																																																																																																																																																																			
	1,489	-440	1,217	1,023																																																																																																																																																																																															
Cash flow from operating activities.....	5,686	18,719	-10,857	-164																																																																																																																																																																																															
Cash flow from investing activities .....	85	333	1,603	-2																																																																																																																																																																																															
Cash flow from financing activities.....	-615	-3,526	-767	-678																																																																																																																																																																																															
Cash flow for the period.....	5,156	15,526	-10,021	-844																																																																																																																																																																																															
Change.....	5,156	15,526	-10,021	-844																																																																																																																																																																																															

		There has been no significant change in the financial or trading position of NBAB or NBF which has occurred since 30 September 2014 (in the case of NBAB) or 30 June 2014 (in the case of NBF), being the date of its last published financial statements.
<b>B.13</b>	<b>Recent Events:</b>	Not Applicable for either Issuer. There have been no recent events particular to either Issuer which are to a material extent relevant to the evaluation of such Issuer's solvency since the date of the relevant Issuer's last published audited or unaudited financial statements.
<b>B.14</b>	<b>Dependence upon other entities within the Group:</b>	Not Applicable. Neither NBAB nor NBF is dependent upon other entities within the Nordea Group.
<b>B.15</b>	<b>The Issuer's Principal Activities:</b>	<p>The Nordea Group's organisational structure is built around three main business areas: Retail Banking, Wholesale Banking and Wealth Management. In addition to these business areas, the Nordea Group's organisation includes the following two Group functions: Group Corporate Centre and Group Risk Management.</p> <p>NBAB conducts banking operations in Sweden within the scope of the Nordea Group's business organisation. NBAB develops and markets financial products and services to personal customers, corporate customers and the public sector.</p> <p>NBF conducts banking operations in Finland as a part of the Nordea Group and its operations are fully integrated into the Nordea Group's operations. NBF holds a licence to conduct banking operations in accordance with the Finnish Act on Credit Institutions.</p>
<b>B.16</b>	<b>Controlling Persons:</b>	Not Applicable. To the best of NBAB's knowledge, the Nordea Group is not directly or indirectly owned or controlled by any single person or group of persons acting together. NBF is a direct, wholly-owned subsidiary of NBAB.
<b>B.17</b>	<b>Ratings assigned to the Issuer or its Debt Securities:</b>	<p>As of the date of this Base Prospectus, the long term (senior) debt ratings of each of the Issuers are:</p> <p>Moody's Investors Service Limited: Aa3<sup>1</sup></p> <p>Standard &amp; Poor's Credit Market Services Europe Limited: AA-<sup>2</sup></p> <p>Fitch Ratings Limited: AA-</p> <p>DBRS Ratings Limited: AA</p> <p>The Issuers' credit ratings do not always mirror the risk related to individual Notes issued under the Programme.</p> <p><i>The Notes to be issued have not been rated</i></p>

<sup>1</sup> negative outlook

<sup>2</sup> negative outlook

<b>Section C – The Notes</b>		
<b>C.1</b>	<b>Description of Type and Class of Securities:</b>	<p><b>Issuance in Series:</b> Notes are issued in series (each a "<b>Series</b>") and Notes of each Series will all be subject to identical terms (except issue price, issue date and interest commencement date, which may or may not be identical) whether as to currency, denomination, interest or maturity or otherwise, save that a Series may comprise Notes in bearer form and in registered form. Further tranches of Notes (each a "<b>Tranche</b>") may be issued as part of an existing Series.</p>
		<p><i>The Series number of the Notes is [ ]. [The Tranche number is [ ].</i></p>
		<p><b>Forms of Notes:</b> Notes may be issued in bearer or in registered form. Notes in bearer form will not be exchangeable for Notes in registered form and Notes in registered form will not be exchangeable for Notes in bearer form.</p> <p><i>The Notes are in bearer form/The Notes are in registered Form.</i></p> <p>Notes may be specified in the applicable Final Terms as "<b>VP Notes</b>". VP Notes will be issued in uncertificated and dematerialised book entry form, with the legal title thereto being evidenced by book entries in the register for such VP Notes kept by VP Securities A/S on behalf of the relevant Issuer (the "<b>Danish Note Register</b>"). Title to VP Notes will not be evidenced by any physical note or document of title. Definitive Notes will not be issued in respect of any VP Notes. Nordea Bank Danmark A/S will act as the VP Issuing Agent in respect of VP Notes.</p> <p>Notes may be specified in the applicable Final Terms as "<b>VPS Notes</b>". VPS Notes will be issued pursuant to a registrar agreement with Nordea Bank Norge ASA as VPS Paying Agent and will be registered in uncertificated and dematerialised book entry form with the Norwegian Central Securities Depository (<i>Verdipapirsentralen ASA</i> and referred to herein as the "<b>VPS</b>").</p> <p>Notes may be specified in the applicable Final Terms as "<b>Swedish Notes</b>". Swedish Notes will be issued in uncertificated and dematerialised book entry form, with the legal title thereto being evidenced by book entries in the register for such Swedish Notes kept by Euroclear Sweden on behalf of the relevant Issuer. Title to Swedish Notes will not be evidenced by any physical note or document of title. Definitive Notes will not be issued in respect of any Swedish Notes. Nordea Bank AB (publ) will act as the Swedish Issuing Agent in respect of Swedish Notes.</p> <p>Notes may be specified in the applicable Final Terms as "<b>Finnish Notes</b>". Finnish Notes will be issued in uncertificated and dematerialised book entry form, with the legal title thereto being evidenced by book entries in the register for such Finnish Notes kept by Euroclear Finland on behalf of the relevant Issuer. Title to Finnish Notes will not be evidenced by any physical note or document of title. Definitive Notes will not be issued in respect of any Finnish Notes. Nordea Bank Finland Plc will act as the Finnish Issuing Agent in respect of Finnish Notes.</p> <p><b>Swiss Franc Notes:</b> Swiss Franc Notes will be denominated in Swiss francs, issued in bearer form and will be represented exclusively by a Permanent Global Note which shall be deposited with SIX SIS AG, Olten, Switzerland, or such other depositary as may be approved by the SIX Regulatory Board of the SIX Swiss Exchange. The Permanent Global Note will be exchangeable for definitive Notes only in certain limited circumstances.</p>

		<p><b>Security Identification Number(s):</b> In respect of each Tranche of Notes, the relevant security identification number(s) will be specified in the relevant Final Terms.</p> <p><i>The Notes will be [cleared/settled] through [ ]. The Notes have been assigned the following securities identifiers: [ ].</i></p>
<b>C.2</b>	<b>Currency of the Securities Issue:</b>	<p>U.S. dollars, euro, sterling, Swedish Krona, Swiss francs, Norwegian Krone, Danish Krone and Yen and/or such other currency or currencies as may be determined at the time of issuance, subject to compliance with all applicable legal and/or regulatory and/or central bank requirements. Notes may, subject to such compliance, be issued as dual currency Notes.</p>
		<p><i>The currency of the Notes is [ ].</i></p>
<b>C.5</b>	<b>Free Transferability:</b>	<p>This Base Prospectus contains a summary of certain selling restrictions in the United States, the European Economic Area, the United Kingdom, Denmark, Finland, The Netherlands, Norway, Sweden, Spain, and Japan.</p> <p>The Notes have not been and will not be registered under the United States Securities Act of 1933 (the "<b>Securities Act</b>") and may not be offered and sold within the United States or to, or for the account or benefit of U.S. persons except in certain transactions exempt from the registration requirements of the Securities Act.</p> <p>In relation to each Member State of the European Economic Area which has implemented the Prospectus Directive, including the Kingdom of Sweden (each, a "<b>Relevant Member State</b>"), each dealer appointed in relation to the Programme (each a "<b>Dealer</b>") has represented and agreed, and each further Dealer appointed under the Programme will be required to represent and agree, that with effect from and including the date on which the Prospectus Directive is implemented in that Relevant Member State (the "<b>Relevant Implementation Date</b>") it has not made and will not make an offer of Notes to the public in that Relevant Member State except with the consent of the relevant Issuer given in accordance with Element A.2 above.</p> <p>Each Dealer has represented and agreed and each further Dealer appointed under the Programme will be required to represent and agree that it has complied and will comply with all applicable provisions of the Financial Services and Markets Act 2000 (the "<b>FSMA</b>") with respect to anything done by it in relation to any Notes in, from or otherwise involving the United Kingdom.</p> <p>Each Dealer has represented and agreed, and each further Dealer appointed under the Programme will be required to represent and agree, that it has not offered or sold and will not offer, sell or deliver any of the Notes directly or indirectly in the Kingdom of Denmark by way of public offering, unless in compliance with the Danish Securities Trading Act (Consolidated Act No. 883 of 9 August 2011, as amended) (in Danish: <i>Værdipapirhandelsloven</i>) and Executive Orders issued thereunder.</p>

	<p>Each Dealer has represented and agreed, and each further Dealer appointed under the Programme will be required to represent and agree, in respect of any offers or sales of Notes in Ireland, that it will comply with: the provisions of the European Communities (Markets in Financial Instruments) Regulations 2007 (Nos. 1 to 3) (as amended), including, without limitation, Regulations 7 and 152 thereof or any codes of conduct used in connection therewith and the provisions of the Investor Compensation Act 1998; the provisions of the Companies Acts 1963 to 2012 (as amended), the Central Bank Acts 1942 to 2013 (as amended) and any codes of conduct rules made under Section 117(1) of the Central Bank Act 1989; and the provisions of the Market Abuse (Directive 2003/6/EC) Regulations 2005 (as amended) and any rules issued under Section 34 of the Investment Funds, Companies and Miscellaneous Provisions Act 2005 by the Central Bank.</p> <p>Each Dealer has represented and agreed and each further Dealer appointed under the Programme will be required to represent and agree that it has not offered or sold and will not offer or sell, directly or indirectly, Notes to the public in France and it has not distributed or caused to be distributed and will not distribute or cause to be distributed to the public in France, the Base Prospectus, the relevant Final Terms or any other offering material relating to the Notes and such offers, sales and distributions have been and will be made in France only to (a) providers of investment services relating to portfolio management for the account of third parties (<i>personnes fournissant le service d'investissement de gestion de portefeuille pour compte de tiers</i>), and/or (b) qualified investors (<i>investisseurs qualifiés</i>) all as defined in, and in accordance with, articles L.411-1, L.411-2 and D.411-1 of the French Code <i>monétaire et financier</i>.</p> <p>Notes which qualify as "derivative instruments" within the meaning of Section 2 of the SMA, Directive 2004/39/EC (MiFID Directive) and Commission Regulation No EC/1287/2006 (MiFID Implementation Regulation), all as amended from time to time, may only be offered in Estonia after assessment of the suitability and appropriateness of the relevant structured instrument to the investor in accordance with applicable Estonian and European Union law.</p> <p>Each Dealer has represented and agreed, and each further Dealer appointed under the Programme will be required to represent and agree, that the Notes have not been offered and will not be offered in Lithuania by way of a public offering, unless in compliance with all applicable provisions of the laws of Lithuania and in particular in compliance with the Law on Securities of the Republic of Lithuania of 18 January 2007 No X-1023 and any regulation or rule made thereunder, as supplemented and amended from time to time.</p> <p>The Notes have not been registered under the Financial Instruments Market Law of Latvia and may not be publicly offered or sold in Latvia. Neither the relevant Issuer nor any Dealer has authorised, nor do they authorise, the making of any offer of Notes in Latvia other than in accordance with the laws of the Republic of Latvia.</p> <p>Each Dealer has represented and agreed, and each further Dealer appointed under the Programme will be required to represent and agree, that it has not offered or sold and will not offer, sell or deliver any of the Notes directly or indirectly in the Kingdom of Denmark by way of public offering, unless in compliance with the Danish Securities Trading etc. Act (<i>Værdipapirhandelsloven</i>), as amended from time to time, and Executive Orders issued thereunder.</p>
--	--



		<p>Each Dealer has represented and agreed and each further Dealer appointed under the Programme will be required to represent and agree, that it will not publicly offer the Notes or bring the Notes into general circulation in Finland other than in compliance with all applicable provisions of the laws of Finland and especially in compliance with the Finnish Securities Market Act (495/1989) and any regulation or rule made thereunder, as supplemented and amended from time to time.</p> <p>Each Dealer has represented and agreed and each further Dealer appointed under the Programme will be required to represent and agree, that it will comply with all laws, regulations and guidelines applicable to the offering of Notes in Norway. Notes denominated in Norwegian Krone may not be offered or sold within Norway or to or for the account or benefit of persons domiciled in Norway, unless the regulation relating to the offer of VPS Notes and the registration in the VPS has been complied with.</p> <p>Each Dealer has represented and agreed, and each further Dealer appointed under the Programme will be required to represent and agree, that it has only made and will only make an offer of Notes to the public (<i>oferta pública</i>) in Spain in accordance with the Spanish Securities Market Act (<i>Ley 24/1988 de 28 de julio, del Mercado de Valores</i>) (the "LMV"), Royal Decree 1310/2005, of 4 November, developing partially the Spanish Securities Market Law as regards admission to listing on official secondary markets, public offers and the prospectus required thereto and the regulations made thereunder. The Notes may not be offered or sold in Spain other than by institutions authorised under the LMV and Royal Decree 217/2008, of 15 February, on the legal regime applicable to investment services companies, to provide investment services in Spain, and in compliance with the provisions of the LMV and any other applicable legislation.</p> <p>The Notes have not been and will not be registered under the Financial Instruments and Exchange Act of Japan (Act No. 25 of 1948, as amended; the "FIEA") and each Dealer has represented and agreed and each further Dealer appointed under the Programme will be required to represent and agree, that it will not offer or sell any Notes, directly or indirectly, in Japan or to, or for the benefit of, any resident of Japan, or to others for re-offering or resale, directly or indirectly, in Japan or to, or for the benefit of, a resident of Japan, except pursuant to an exemption from the registration requirements of, and otherwise in compliance with, the FIEA and any other applicable laws, regulations and ministerial guidelines of Japan.</p> <p>Zero Coupon Notes in definitive form may only be transferred and accepted, directly or indirectly, within, from or into the Netherlands through the mediation of either the relevant Issuer or a member firm of Euronext Amsterdam N.V. in full compliance with the Dutch Savings Certificates Act (<i>Wet inzake spaarbewijzen</i>) of 21 May 1985 (as amended) and its implementing regulations.</p>
C.8	<p><b>The Rights Attaching to the Securities, including Ranking and Limitations to those Rights:</b></p>	<p><b>Status of the Notes:</b> The Notes constitute unsecured and unsubordinated obligations of the relevant Issuer and rank <i>pari passu</i> without any preference among themselves and at least <i>pari passu</i> with all other outstanding unsecured and unsubordinated obligations of the relevant Issuer, present and future.</p> <p><b>Denominations:</b> Notes will be issued in such denominations as may be specified in the relevant Final Terms, subject to (i) a minimum denomination of €1,000 (or its equivalent in any other currency); and (ii) compliance with all applicable legal and/or regulatory and/or central bank requirements.</p> <p><i>The Notes are issued in denomination(s) of [ ].</i></p>

		<p><b>Negative Pledge:</b> None.</p> <p><b>Cross Default:</b> None.</p> <p><b>Taxation:</b> All payments in respect of the Notes will be made without withholding or deduction of taxes unless required by Swedish or Finnish laws, regulations or other rules, or decisions by Finnish or Swedish public authorities. In the event that any of the Issuers is obliged to effect deductions or withholdings of Finnish or Swedish tax for someone who is not subject to taxation in Sweden or Finland, such Issuer will pay additional amounts to ensure that, on the due date, the relevant holders of Notes receive a net amount equal to the amount which the holders would have received but for the deductions or withholdings, subject to customary exceptions.</p> <p><b>Governing Law:</b> One of English law, Finnish law, Swedish law, Danish law or Norwegian law governs the Notes and all non-contractual obligations arising out of or in connection with the Notes, except that (i) the registration of VP Notes in the VP are governed by Danish law; (ii) the registration of VPS Notes in the VPS are governed by Norwegian law; (iii) the registration of Swedish Notes in Euroclear Sweden are governed by Swedish law; and (iv) the registration on Finnish Notes in Euroclear Finland is governed by Finnish law.</p> <p><i>The Notes are governed by [English law/ Finnish law/ Danish law/ Swedish law/ Norwegian law].</i></p> <p><b>Enforcement of Notes in Global Form:</b> In the case of Global Notes, individual investors' rights against the relevant Issuer will be governed by a deed of covenant dated 20 December 2013 (the "<b>Deed of Covenant</b>"), a copy of which will be available for inspection at the specified office of Citibank, N.A., London Branch as fiscal agent (the "<b>Fiscal Agent</b>").</p>
C.9	<p><b>The Rights Attaching to the Securities (Continued), Including Information as to Interest, Maturity, Yield and the Representative of the Holders:</b></p>	<p><b>Interest:</b> Notes may be interest bearing or non-interest bearing. Interest (if any) may:</p> <ul style="list-style-type: none"> <li>• accrue at a fixed rate or a floating rate;</li> <li>• be inflation-protected, whereby the amount of interest payable is linked to a consumer price index or other measure of inflation;</li> <li>• be linked to whether or not a Credit Event occurs in respect of the debt obligations of one or more reference entities ("<b>Credit Linked Note</b>" or "<b>CLN</b>"). A Credit Event is a corporate event which typically makes a creditor of the Reference Entity suffer a loss (e.g. bankruptcy or failure to pay). If a Credit Event occurs in respect of a Reference Entity, the nominal amount used for calculation of the interest payable may be reduced. Please refer to Element C.10 for further details;</li> <li>• be cumulative provided certain performance thresholds are reached;</li> <li>• be linked to the performance of a specified reference rate (which may be an interest rate or an inflation measure) during a specified period, as compared to a number of pre-determined strike/barrier levels, with such interest amount also being subject (in certain cases) to caps/floors;</li> </ul>

		<ul style="list-style-type: none"> <li>• be linked to the performance of one or more baskets of underlying assets (each a "<b>Reference Asset</b>" and together a "<b>Basket</b>") or a specific Reference Asset within the relevant Basket (for example, the worst performing Reference Asset) as compared to a pre-determined strike level; and/or</li> <li>• be linked to the percentage of Reference Assets within the Basket that are above a pre-determined barrier level on each business day up to and including the relevant interest payment date (each an "<b>Interest Payment Date</b>").</li> </ul> <p>The applicable interest rate or its method of calculation may differ from time to time or be constant for any Series of Notes. Notes may have a maximum interest rate, a minimum interest rate, or both. The length of the interest periods for the Notes may also differ from time to time or be constant for any Series of Notes. Notes may also bear interest on the basis of a combination of different structures.</p> <p><i>Interest Deferral:</i> If Interest Deferral is specified as applicable to the Notes then all payments of interest that would otherwise fall due in accordance with the interest structure(s) applicable to the Notes, shall be deferred until the earlier of the Redemption Date or the Early Redemption Date on which the Notes are redeemed in full.</p> <p><i>FX Components:</i> If "FX Component (Interest)" is specified as applicable to one or more Interest Payment Dates then the amount of interest for the relevant Interest Payment Date(s), as otherwise determined in accordance with the interest rate structure applicable to the relevant Notes, will be further multiplied by a factor which reflects the variation in one or more foreign exchange rates during the relevant interest period, for the purposes of determining the actual amount of interest that will be payable to holders.</p> <p><i>[The FX Component (Interest) is [applicable to the following Interest Payment Dates: [ ]/Not Applicable] [The underlying foreign exchange rate is: [ ]]</i></p> <p><i>The Notes do not bear interest./The Notes are interest-bearing:</i></p> <p><i>Interest basis: [ ]</i></p> <p><i>Nominal interest rate: [ ].</i></p> <p><i>Interest Commencement Date: [ ].</i></p> <p><i>Interest Payment Date(s): [ ].</i></p> <p><i>Interest Deferral: [Applicable/Not Applicable]</i></p> <p><i>Description of underlying Reference Rate/Reference Asset(s): [ ].]</i></p> <p><i>Information about the past and further performance of the Reference Rate/Reference Asset(s) can be obtained from: [ ].</i></p> <p><i>[Margin: +/- [ ].]</i></p> <p><i>[Maximum Rate of Interest: [ ].]</i></p> <p><i>[Minimum Rate of Interest: [ ].]</i></p> <p><i>[Day Count Fraction: [ ].]</i></p>
--	--	--

	<p><b>Redemption:</b> The relevant Issuer will redeem the Notes at their redemption amount (the "<b>Redemption Amount</b>") and on the redemption date(s) (the "<b>Redemption Date</b>") specified in the Final Terms.</p> <p>The Redemption Amount may be a combination of a fixed amount (the "<b>Base Redemption Amount</b>") and one or more additional amounts (an "<b>Additional Amount</b>") determined in accordance with one or more of the performance structures specified in Element C.10. Alternatively, the Redemption Amount may be a fixed value, or determined directly in accordance with one or more of the performance structures specified in Element C.10.</p> <p>The Additional Amount may be added to, or subtracted from, the Base Redemption Amount for the purposes of calculating the Redemption Amount, and may be negative. As a result, a Noteholder may in certain circumstances receive less than the Principal Amount of the Notes upon their final redemption. The Final Terms will specify which of the performance structures is applicable to each Series of Notes.</p> <p>Early redemption of Notes may be permitted: (i) upon the request of the relevant Issuer or the holder of the Notes in accordance with the Conditions, <b>provided that</b> such early redemption is applicable pursuant to the Final Terms, (ii) if the relevant Issuer has or will become obliged to pay certain additional amounts in respect of the Notes as a result of any change in the tax laws of the relevant Issuer's jurisdiction of incorporation or (iii) on a partial basis, following the occurrence of a Credit Event in respect of one or more Reference Entities.</p> <p>Where one of the "Autocallable" performance structures applies, if the return generated by the Basket or particular Reference Asset(s) is at or above a pre-determined barrier level on any specified date, then the relevant Issuer will redeem the Notes early on the next following early redemption date at an amount equal to the Principal Amount of the Notes together with (if any) a pre-determined coupon.</p> <p>If expressed to be applicable in the Final Terms, the amount payable upon early redemption (the "<b>Early Redemption Amount</b>") may be reduced by an amount determined by the Calculation Agent which is equal to the sums of the costs, expenses, tax and duties incurred by the relevant Issuer in connection with the early redemption.</p> <p><i>Unless previously redeemed, or purchased and cancelled, the Notes will be redeemed at [par/their Redemption Amount of [ ] per Calculation Amount/an amount calculated in accordance with the performance structure[s] specified in Element C.10 below/an amount equal to the sum of the Base Redemption Amount of [ ] and the Additional Amount[s] calculated in accordance with the performance structure[s] specified in element C.10 below]. [The Notes may be redeemed prior to the scheduled Redemption Date at the option of the Issuer/Noteholders]/[The Notes are Autocallable]</i></p> <p><i>The Redemption Date is [ ]/The Notes are redeemable in Instalments on [ ].</i></p> <p><b>Issue Price:</b> The issue price of each Tranche of Notes to be issued under the Programme will be determined by the relevant Issuer at the time of issuance in accordance with prevailing market conditions.</p> <p><i>The Issue Price of the Notes is: [ ].</i></p>
	<p><b>Yield:</b> The yield of each Tranche of Notes will be calculated on the basis of the relevant issue price at the relevant issue date. It is not an indication of future yield.</p>

		<p><i>Based upon the Issue Price of [ ], at the Issue Date the anticipated yield of the Notes is [ ] per cent. per annum.</i></p> <p><b>Representative of the Noteholders:</b> Not Applicable. There is no representative appointed to act on behalf of the Noteholders.</p> <p><b>Replacement of Reference Asset, early calculation of the Redemption Amount or the amendment to the Conditions:</b> Where applicable in accordance with the Conditions, the relevant Issuer may replace a Reference Asset, perform an early calculation of the Redemption Amount or make any amendment to the Conditions as the relevant Issuer deems necessary, if certain events occur, including market disruption, hedging disruption, a change in law or market practice, price corrections and other material developments affecting one or more of the underlying Reference Asset(s) or any hedging transaction entered into by one or more members of the Nordea Group in order to hedge the relevant Issuer's obligations in relation to the Notes.</p>
<p><b>C.10</b></p>	<p><b>Derivative Components:</b></p>	<p>The performance structures described below determine the manner in which the performance of the relevant Reference Asset(s) or Reference Entities affects the Redemption Amount and/or the Additional Amount in respect of the Notes. The relevant Issuer may elect to combine two or more performance structures in any issue of Notes:</p> <p><i>"Basket Long" structure:</i> the Additional Amount is equal to the Principal Amount of the Notes multiplied by (i) an amount that reflects the performance of the Basket (the "<b>Basket Return</b>") and (ii) a ratio which is used to determine the holders' exposure to the performance of the respective Reference Assets (the "<b>Participation Ratio</b>"). The performance of a Reference Asset is determined by reference to the amount by which the final price (the "<b>Final Price</b>") exceeds the initial price of the Reference Asset (the "<b>Reference Asset Return</b>"). The Final Price may be determined on the basis of an average value of the Reference Asset during the term of the Notes (i.e. there are several valuation points during the term, each a "<b>Valuation Date</b>"), but it may also be determined on the basis of a single valuation. The Reference Asset Return or Basket Return may also be subject to a floor which acts as a minimum level of performance, or a cap which acts as a maximum level of performance.</p> <p><i>"Basket Short" structure:</i> the Additional Amount is equal to the Principal Amount of the Notes multiplied by (i) the Basket Return and (ii) the Participation Ratio. If the performance of the Reference Assets within the Basket is positive, this will have a negative impact on the aggregate return generated by the Basket and, therefore, the return that is payable to Noteholders. If the performance of the Reference Assets within the Basket is negative, this will have a positive impact on the aggregate return generated by the Basket and, therefore, the return that is payable to Noteholders. The Reference Asset Return and/or Basket Return may also be subject to a cap or floor as described above.</p> <p>Unless otherwise specified, the "Basket Return" used in any of the other performance structures may be calculated either on the "Basket Long" or "Basket Short" basis, as specified in the relevant Final Terms.</p>
		<p><i>[The Basket Return is determined on the ["Basket Long"/"Basket Short"] basis/The Basket Return is Not Applicable]</i></p>

*"Barrier outperformance" structure:* if the performance of the Basket exceeds a specified barrier level, the Additional Amount will be a pre-determined maximum Basket return. If the specified barrier level is not exceeded, the Additional Amount will be zero.

*"Barrier underperformance" structure:* the performance of the Basket falls below a specified barrier level, the Additional Amount will be a pre-determined maximum Basket return. If the specified barrier level is not breached, the Additional Amount will be zero.

*"Best of/Worst of" Barrier Outperformance" Structure:* This is the same as the "Barrier Outperformance" Structure, save that the observation of the barrier level and the calculation of the Additional Amount will be determined by reference to the performance of the Nth best performing Reference Asset rather than the Basket as a whole. The Nth best performing Reference Asset will be the Reference Asset with the Nth highest Reference Asset Return, and "N" shall be the numerical value specified in the relevant Final Terms.

*"Best of/Worst of" Barrier Underperformance" Structure:* This is the same as the "Barrier Underperformance" Structure, save that the observation of the barrier level and the calculation of the Additional Amount will be determined by reference to the performance of the Nth best performing Reference Asset rather than the Basket as a whole.

*"Autocallable Structure – Long":* if the Basket Return is below a pre-determined risk barrier level on any relevant observation date (a "**Risk Barrier Observation Date**"), the Additional Amount will be calculated by multiplying the Principal Amount of the Notes by the Participation Ratio and the lower of the Basket Return and the pre-determined maximum basket return. If the Basket Return is not below the pre-determined risk barrier level on any Risk Barrier Observation Date, the Additional Amount will be equal to the Principal Amount of the Notes multiplied by the Participation Ratio 2 and the higher of (i) Basket Return and (ii) a pre-determined minimum basket return. A Coupon may also be payable (please refer to Element C.9 for details regarding the Coupon). The Notes will also be subject to early redemption if the return generated by the Basket exceeds the relevant call barrier level on any observation date.

*"Autocallable Structure – Short":* this structure is similar to the "Autocallable Structure – Long", with the difference being that the positive performance of the Reference Assets within the Basket will have a negative impact on the return on the Notes.

*"Replacement Basket" structure:* the Additional Amount is calculated in a similar manner to the Basket Long structure, with the difference being that the returns generated by the best performing Reference Assets are replaced with a pre-determined value for the purposes of determining the overall performance of the Basket.

*"Locally Capped Basket" structure:* the Additional Amount is calculated in a similar manner to the Basket Long Structure or the Basket Short structure, with the difference being that the return generated by each Reference Asset is subject to a pre-determined maximum percentage value for the purposes of determining the overall performance of the Basket.

		<p><i>"Rainbow Basket" structure:</i> the Additional Amount is calculated in a similar manner to the Basket Long or Basket Short structure, with the difference being that the weightings of each Reference Asset within the Basket are determined by reference to the relative performance of each Reference Asset. The returns of each Reference Asset are measured separately at maturity and ranked based on the relative performance. The weightings for each Reference Asset will correspond to the weightings set out against the relative ranking in the applicable Final Terms.</p> <p><i>"Booster" structures:</i> Booster structures have an enhanced positive or negative return, based on the performance of the underlying Reference Asset(s). The investor's exposure to the performance of the Reference Assets may be increased or decreased through the application of different participation ratios. In a "Booster Long" Structure, the positive performance of the Reference Assets will have a positive effect on the return on the Notes. In a "Booster Short" Structure, the positive performance of the Reference Asset will have a negative effect on the return on the Notes.</p> <p><i>"Booster Risk Barrier Long" structure:</i> the Additional Amount will depend on the return generated by the Basket as compared to a pre-determined barrier level on any Valuation Date and the initial value of the Basket. If the Basket Return is at or above the initial basket level on the final Valuation Date, the Additional Amount will be calculated by multiplying the principal amount of the Notes by the Participation Ratio and the Basket Return on the final Valuation Date. If the Basket Return is at or above the barrier level on each Valuation Date but below the initial basket level on the final Valuation Date, the Additional Amount will be zero. If the Basket Return is below the barrier level on any Valuation Date and below the initial basket level on the final Valuation Date, the Additional Amount will be calculated by reference to the Basket Return and a different participation ratio, which may result in a Redemption Amount which is less than the Principal Amount. If the performance of a Reference Asset within the Basket is positive, this will have a positive impact on the overall return generated by the Basket. If the performance of a Reference Asset within the Basket is negative, this will have a negative impact on the overall return generated by the Basket and therefore on the Additional Amount.</p> <p><i>"Booster Risk Barrier Short" structure:</i> the Additional Amount is calculated in a similar matter to the "Booster Risk Barrier Long" structure. The difference is that where the performance of the Basket is positive, this will have a negative impact on the Additional Amount. If the performance of the Basket is negative, this will have a positive impact on the Additional Amount.</p>
--	--	---

*In respect of Notes issued on the basis of the terms and conditions of the contained in the base prospectus dated 20 December 2013, and the supplement to the base prospectus dated 14 February 2014 (the "December 2013 Conditions") which are incorporated by reference in this Base Prospectus, the Booster Risk Barrier structures shall be summarised as follows:*

- *"Booster Risk Barrier Short" structure:* the Additional Amount will depend on the return generated by the Basket as compared to a pre-determined barrier level on any Valuation Date and the initial value of the Basket. If the sum of the Basket Return and 1 is at or above the initial basket level on any Valuation Date, the Additional Amount will be calculated by multiplying the principal amount of the Notes by the Participation Ratio and the Basket Return. If the sum of the Basket Return and 1 is at or above the barrier level on all Valuation Dates but below the initial basket level on any Valuation Date, the Additional Amount will be zero. If the sum of the Basket Return and 1 is below the barrier level on any Valuation Date and below the initial basket level on any Valuation Date, the Additional Amount will be calculated by reference to the Basket Return and a different participation ratio, which will result in a Redemption Amount which is less than the Principal Amount. If the performance of a Reference Asset within the Basket is positive, this will have a negative impact on the overall return generated by the Basket. If the performance of a Reference Asset within the Basket is negative, this will have a positive impact on the overall return generated by the Basket and therefore on the amount payable in respect of the redemption of the Notes.
- *"Booster Risk Barrier Long" structure:* the Additional Amount is calculated in a similar matter to the "Booster Risk Barrier Short" structure. The difference is that where the performance of a Reference Asset within the Basket is positive, this will have a positive impact on the overall return generated by the Basket. If the performance of a Reference Asset within the Basket is negative, this will have a negative impact on the overall return generated by the Basket and therefore on the amount payable in respect of the redemption of the Notes.

*The Notes [are/are not] issued on the basis of the December 2013 Conditions*

*"Twin Win" structure:* The Additional Amount is calculated in a manner similar to the Basket Long Structure – if the performance of the Basket is positive the Additional Amount will also be positive. If the performance of the Basket is negative but above a predetermined Barrier Level, then the Additional Amount will also be positive. If the performance of the Basket is negative but below the relevant Barrier Level, then the Additional Amount will also be negative and the Redemption Amount may therefore be less than the Principal Amount of the Notes.

*"Bonus Booster Short" structure:* the Additional Amount is calculated in a similar manner to the "Booster Risk Barrier Short" structure, with the difference being that if the return generated by the Basket is not below the barrier level on the relevant Valuation Date(s), the Additional Amount will be the higher of (i) a pre-determined coupon level and (ii) an amount calculated by multiplying the Principal Amount of the Notes by the Participation Ratio and the Basket Return. The positive performance of the Reference Assets within the Basket will have a negative impact on the overall return generated by the Basket.



	<p><i>"Bonus Booster Long" structure:</i> the Additional Amount is calculated in a similar manner to the "Bonus Booster Short" structure. The difference is that where the performance of the Reference Assets within the Basket is positive, this will have a positive impact on the overall return generated by the Basket. If the performance of the Reference Assets within the Basket is negative, this will have a negative impact on the overall return generated by the Basket.</p> <p><i>"Cliquet" structure:</i> the Additional Amount will be based upon the accumulated sum of the relative percentage changes in the underlying Basket for a number of pre-determined valuation periods during the term of the Notes. The following features may also be used: (i) the relative changes in the underlying Basket can be locally capped/floored for each valuation period; (ii) the accumulated sum of the relative changes can be subject to a global cap/floor; and (iii) the product may have a lock-in feature which means that if the cumulative return on any valuation date has reached a pre-determined lock-in level, the additional return will be at least equal to the lock-in level.</p> <p><i>"Reverse Cliquet" structure:</i> this is very similar to the "Cliquet" structure but the additional return payable is calculated by subtracting the relative percentage changes in the underlying Basket (for a number of pre-determined valuation periods) from a pre-defined initial coupon.</p> <p><i>"Replacement Cliquet" structure:</i> this is very similar to the "Cliquet" structure, the difference being that the returns generated by a certain number of the best performing valuation periods are replaced by a pre-defined figure.</p> <p><i>"Reverse Replacement Cliquet" structure:</i> this is very similar to the "Reverse Cliquet" structure, the difference being that the returns generated by a certain number of the best performing valuation periods are replaced by a pre-defined figure.</p> <p><i>"Rainbow Replacement Cliquet" structure:</i> the performance of each individual Reference Asset is calculated on the same basis as the "Cliquet" structure. The difference here is that the weighting of each Reference Asset within the basket is determined after the performance of each Reference Asset is known, following the principle that the best performing underlying is given the highest weight and so forth.</p> <p><i>"Reverse Convertible" structure:</i> if the Basket Return is at or above the initial basket level, the Redemption Amount will be equal to the Principal Amount of the Notes. If the Basket Return is below the initial basket level, the Redemption Amount will be equal to the Principal Amount less an amount calculated by multiplying the Principal Amount by the Participation Ratio and the Basket Return, thereby producing a Redemption Amount which is less than the Principal Amount of the Notes. A positive performance of the Reference Assets within the Basket will have a positive effect on the overall return on the Notes, conversely the negative performance of the individual Reference Assets will have a negative effect on the overall return on the Notes.</p>
	<p><i>"Reverse Convertible Risk Barrier" structure:</i> if the Basket Return is below the Barrier Level on any Valuation Date, and on the final Valuation Date the Basket Return is below the Initial Basket Level, the Redemption Amount will be calculated by multiplying the Principal Amount of the Notes by the Participation Ratio and the Basket Return and adding the resulting amount to the Principal Amount of the Notes (in this case the Redemption Amount will be less than the Principal Amount of the Notes). Otherwise the Redemption Amount will be equal to the Principal Amount of the Notes.</p>

	<p><i>"Best of/Worst of Reverse Convertible" structure:</i> the Redemption Amount is calculated in the same manner as the "Reverse Convertible Risk Barrier" structure, except that the possible negative payout is determined by reference to the performance of the Nth best performing Reference Asset (as opposed to the aggregate performance of the Basket).</p> <p><i>Up and In Option:</i> The Additional Amount is calculated as the product of the Participation Ratio, the Principal Amount of the Notes, and the difference between the final value of the Basket and the Basket Strike Level, <b>provided that</b> the Basket has, on every Valuation Date during the lifetime of the Notes, performed at or above the predefined Barrier Level. If the Barrier Level is not reached on any Valuation Date, the Additional Amount will equal zero and the Redemption Amount will equal the Principal Amount of the Notes.</p> <p><i>Up and Out Option:</i> The Additional Amount is calculated as the product of the Participation Ratio, the Principal Amount of the Notes, and the difference between the final value of the Basket and the Basket Strike Level, or, if higher, a pre-specified coupon level, <b>provided that</b> the Basket has, on every Valuation Date during the lifetime of the Notes, performed at or above the predefined Barrier Level. If the Barrier Level is not reached on any Valuation Date, the Additional Amount will equal zero and the Redemption Amount will equal the Principal Amount of the Notes.</p> <p><i>Down and Out Basket Option:</i> The Additional Amount is calculated as the product of the Participation Ratio, the Principal Amount of the Notes, and the difference between the final value of the Basket and the Basket Strike Level, if the Basket has not, on any Valuation Date during the lifetime of the Notes, performed at or below a predefined Barrier Level. This means that if the Barrier Level is exceeded on any Valuation Date, the Additional Amount is zero.</p> <p><i>Worst of Down and Out Basket Option:</i> This is the same as the Down and Out Basket Option Structure save that the Additional Amount is calculated by reference to the lowest performing Reference Asset rather than the Basket as a whole.</p> <p><i>Worst of Call Option:</i> The Worst of Call Option Structure gives the Holder an exposure to the worst performing Reference Asset in the Basket. The Additional Amount payable to the Holder will be the greater of zero, and the Reference Asset Return of the worst performing Reference Asset.</p> <p><i>Outperformance Option:</i> Whereas the Additional Amount in relation to a normal Basket structure is dependent on the absolute performance of Basket consisting of one or more Reference Assets, the pay out of an outperformance structure is dependent on the relative performance of two Baskets, not on the absolute performance of either Basket. The structure may compare either two "Basket Long" structures, two "Basket Short" structures or one "Basket Long" structure and one "Basket Short" structure.</p>
	<p><i>"Non-Tranched CLN" and "Tranched CLN" structures:</i> the Redemption Amount and, if relevant, interest payments, are based on the weighted losses in the same or different portfolios of Reference Entities as a result of the occurrence of one or more Credit Events. For Tranched CLNs, the occurrence of a Credit Event may have no impact or a more proportional impact on the Redemption Amount and, if relevant, interest payments. The Tranche feature is used to determine the portion of losses to which a Holder will be exposed in the event of a Credit Event affecting one or more Reference Entities.</p>

	<p><i>"Nth to Default" and "Nth and Nth+1 to Default" structures:</i> the Redemption Amount and, if relevant, interest payments, are based on the number and the order of Credit Events in the same Reference Entity portfolio. For Nth to Default CLNs, while the occurrence of the N-1 Credit Events has no impact on the Redemption Amount and (if any) interest payments, the Nth Credit Event will have a more than proportional impact on these figures. Similarly, for the Nth and Nth+1 to Default CLNs, the impact of the Nth and Nth+1 Credit Events will have a more than proportional impact.</p> <p><i>Option CLN:</i> the purpose of the structure is to provide exposure to the development of credit risk (i.e. the risk of Credit Events occurring) in a specific market, such as European or US investment grade entities, or high yield borrowers). The exposure is provided through the issuance of Notes which are linked to index CDS spreads (which represent the cost of buying protection against Credit Events affecting the entities comprising the relevant index). Using a single option payout, the Issuers may offer structures whereby the investor will benefit from a directional movement in credit spreads, e.g. either if credit spreads increase above a specified level or decrease below a specified level over the lifetime of the CLN. By combining two option payouts, the Issuers may offer structures where the investor would benefit both if credit spreads increase above a specified level and decrease below a specified level. The Issuers may also offer structures where the investor would benefit from a directional move in credit spreads, but where the potential benefit is limited. e.g. where the investor would benefit if credit spreads decrease down to a certain level, but where a further decrease below that level will not generate any incremental return. By combining three or four option payouts, the Issuers may offer additional structures.</p> <p><i>Digital Long:</i> If the Basket Return on the final Valuation Date exceeds the Basket Strike Level, the Additional Amount will be equal to the Principal Amount of the Notes multiplied by the Coupon. If the Basket Return does not exceed the Basket Strike Level on the final Valuation Date, the Additional Amount will be zero. The positive performance of the Reference Assets will have a positive effect on the return on the Notes.</p> <p><i>Digital Short:</i> If the Basket Return on the final Valuation Date is below the Basket Strike Level, the Additional Amount will be equal to the Principal Amount of the Notes multiplied by the Coupon. If the Basket Return on the final Valuation Date is equal to or above the Basket Strike Level, the Additional Amount will be zero. The positive performance of the Reference Assets will have a negative effect on the return on the Notes.</p> <p><i>"Best of/Worst" of digitals:</i> The Digital Long and Digital Short structures may also be combined with a "Best of/Worst of" feature, whereby the Additional Amount is calculated by reference to the performance of the N<sup>th</sup> best performing Reference Asset rather than the Basket as a whole.</p>
	<p><i>Worst of Digital Memory Coupon 1:</i> The Worst of Digital Memory Coupon option is a dependent strip of worst of digital options. An Additional Amount equal to the Principal Amount of the Notes multiplied by the Coupon and N will be paid on the Redemption Date. N is the greatest Valuation Date number on which the Reference Asset Return of the worst performing Reference Asset within the Basket is greater than or equal to the relevant barrier level on each Valuation Date up to and including the then current Valuation Date (first valuation date = 1, second = 2 etc).</p> <p><i>"Series of Digitals":</i> the Redemption Amount is determined by the percentage of Reference Assets within the Basket that are above a pre-determined barrier level on each Valuation Date.</p>

	<p><i>"Delta 1 Structure"</i>: the Redemption Amount will be equal to the redemption proceeds received by the relevant Issuer (or another entity within the Nordea Group) from unwinding a hedge position designed to replicate the risks and returns of a direct investment in the relevant Reference Assets; less (i) a structuring fee payable to the relevant Issuer and (ii) any applicable taxes. A Delta 1 Structure effectively replicates the gains or losses that an investor would realise through a direct holding of the relevant Reference Assets. If it is not possible for the hedging entity to redeem the Reference Assets before the scheduled maturity date or if the hedging entity determines that it will not receive the full amount of the redemption proceeds before the scheduled maturity date, a deferred redemption will occur and the relevant Issuer may make a partial redemption of the Notes as and when the relevant hedging party receives a material part of the redemption proceeds, or cancel the Notes without making any payment to the holders if the relevant Issuer determines that the redemption proceeds will not be received prior to the specified long-stop date.</p> <p><i>"Inflation Linker"</i>: the Redemption Amount will be the Principal Amount of the Notes, multiplied by the higher of a minimum redemption percentage (expressed as a percentage of the principal amount of the Notes) and the result obtained by dividing the Inflation Rate on the final Valuation Date by the Inflation Rate on the initial Valuation Date.</p> <p><i>"Barrier outperformance" structure 2</i>: if the Basket Return on any Valuation Date exceeds the Barrier Level, the Additional Amount will be calculated as the Principal Amount of the Notes multiplied by the Participation Ratio and multiplied by the higher of the Coupon and the Basket Return. If the sum of the Basket Return and 1 does not exceed the Barrier Level on any Valuation Date, the Additional Amount will be zero.</p> <p><i>"Barrier Underperformance" structure 2</i>: if the Basket Return on any Valuation Date falls below the Barrier Level, the Additional Amount will be calculated as the Principal Amount of the Notes multiplied by the Participation Ratio and multiplied by the higher of the Coupon and the Basket Return. If the Basket Return does not fall below the Barrier Level on any Valuation Date, the Additional Amount will be zero.</p>
	<p><i>Target Volatility Structure</i>: If the Target Volatility Structure is applicable to the Notes, the deemed exposure to the underlying Reference Asset(s) or Basket (the "<b>Exposure</b>") is determined by comparing:</p> <ul style="list-style-type: none"> <li>(i) the short term historical volatility of the underlying Basket; and</li> <li>(ii) a target volatility level (the "<b>Target Volatility</b>"),</li> </ul> <p>subject to a pre-determined cap or floor.</p> <p>When the short-term historical volatility of the underlying Reference Asset(s) or Basket increases, the deemed Exposure to the underlying Reference Asset(s) or Basket decreases, and when the short-term historical volatility of the underlying Reference Asset(s) or Basket decreases, the deemed exposure to the underlying Reference Asset(s) or Basket increases.</p>

	<p><i>Down and in Option:</i> A down and in option is a form of barrier option that generates a positive return only if the price of the underlying Reference Asset or Basket falls below a pre-determined barrier level during the lifetime of the Notes. The barrier level is set at a level below the prevailing price of the Reference Asset or Basket as at the issue date of the relevant Notes. If the value of the Reference Asset or Basket falls below the barrier level, the Additional Amount will be positive; if the value of the Reference Asset or Basket does not fall below the barrier level, the Additional Amount will be zero.</p> <p><i>Booster Risk Barrier 2:</i> The Booster Risk Barrier 2 structure is a combination of an "at the money" call option, and an "out of the money" put option. The strike price for the call option is set at the prevailing price of the Reference Asset or Basket as at the issue date of the relevant Notes. If the value of the Reference Assets or Basket exceeds a pre-determined barrier level, the Additional Amount will be calculated by multiplying the Principal Amount of the Notes by the Participation Ratio and by the Basket Return (calculated on the "Basket Long" basis described above). The strike price for the put option is set below the prevailing price of the Reference Asset or Basket at the issue date of the relevant Notes, and so if the value of the Reference Asset or Basket depreciates below the specified barrier level, the Additional Amount will be calculated by multiplying the Principal Amount of the Notes by the Participation Ratio 2 and the Basket Return (calculated on the "Basket Short" basis described above).</p> <p><i>Autocallable Rate Structure:</i> If the value of an underlying Reference Rate either out-performs or under-performs a pre-determined barrier level, as specified in the relevant Final Terms (the "<b>Autocall Condition</b>"), the Notes will be subject to early redemption. If the Autocall Condition is not satisfied prior to the final Valuation Date, the Notes will be redeemed on the Redemption Date.</p> <p><i>The applicable performance structure(s) is/are:</i> [ ].</p> <p>[The underlying Basket Return Structure is the Basket Long/Basket Short Structure]/[Not applicable]</p> <p><i>FX Components:</i> if FX components are applied to one or more performance structures set out above, the Basket Return or the Reference Asset Return may be adjusted by multiplying them by a factor which reflects the variation in one or more foreign exchange rates during the relevant time periods being measured or observed.</p> <p>[The FX Component is applicable to the Basket Return/Reference Asset Return] [The FX Component is Not Applicable]</p>
	<p><i>Best of/Worst of Modifier:</i> if the Best Of/Worst Of Modifier is applied to one or more performance structures set out above, then the relevant observations, valuations and calculations of the Additional Amount shall be determined by reference to the performance of the Nth best performing Reference Asset, rather than the Basket as whole. N will be a pre-determined value that is specified in the Final Terms.</p> <p>[The Best of/Worst of Modifier is Applicable and the value of N is: [ ]/Not Applicable]</p>

	<p><i>Lookback Initial Price Modifier:</i> if the Lookback Initial Price Modifier is applicable to the Notes, the Additional Amount in relation to the Notes will be calculated by reference to either the highest or the lowest initial price (at the start of any Valuation Period) in respect of the relevant Basket or Reference Asset, as specified in the Final Terms.</p> <p><i>[The Lookback Initial Price Modifier is Applicable/Not Applicable]</i></p> <p><i>Lookback Final Price Modifier:</i> if the Lookback Final Price Modifier is applicable to the Notes, the Additional Amount in relation to the Notes will be calculated by reference to either the highest or the lowest Final Price (at the end of any Valuation Period) in respect of the relevant Basket or Reference Asset, as specified in the Final Terms.</p> <p><i>[The Lookback Final Price Modifier is Applicable/Not Applicable]</i></p> <p><i>Lock-in Modifier:</i> if the Lock-in Modifier is applicable to the Notes, the Basket Return shall be replaced by the Lock-in Basket Return for the purposes of calculating the Additional Amount in accordance with one or more of the foregoing performance structure(s). The "Lock-in Basket Return" will be the pre-determined percentage which corresponds to the highest lock in level which is reached or exceeded by the Basket Return on any Valuation Date.</p> <p><i>[The Lock-in Modifier is Applicable/Not Applicable]</i></p> <p><i>Combination of Structures:</i> the relevant Issuer may elect to combine one or more of the performance structures described above in relation to a particular issue of Notes. If "Addition" is specified in the Final Terms, the total Additional Amount payable will be equal to the sum of the various Additional Amounts that are applicable, multiplied in each case by a fraction which represents the overall share of the total return which the relevant Issuer intends each performance structure to contribute. If "Subtraction" is specified in the Final Terms, one Additional Amount will be subtracted from another. If "Alternative Calculation" is specified in the Final Terms, the applicable performance structure used to determine the Additional Amount will differ depending on whether or not the Basket Return on a particular Valuation Date has exceeded one or more pre-specified Barrier Levels, as set out in the relevant Final Terms.</p> <p><i>[Not Applicable/Combination of Structures is Applicable and the relevant Performance Structures are listed above. The method of combination is Addition/Subtraction/Alternative Calculation.]</i></p> <p><i>Maximum Redemption Amount:</i> If a maximum Redemption Amount is applicable, the Redemption Amount will be the lesser of: (i) the amount calculated on the basis of one or more of the performance structures outlined above, and (ii) a pre-determined maximum redemption amount as specified in the Final Terms.</p> <p><i>Not Applicable/the Maximum Redemption Amount is [ ]</i></p>
	<p><i>"Minimum Redemption Amount":</i> if a minimum redemption amount is applicable, the Redemption Amount will be the greater of (i) the amount calculated in accordance with one of the performance structures outlined above and (ii) a pre-determined minimum redemption amount as specified in the Final Terms.</p> <p><i>Not Applicable/the Minimum Redemption Amount is [ ]</i></p>

		<p><i>"Inflation-Protected Principal"</i>: if specified as applicable, the Redemption Amount determined in accordance with the performance structures and/or Additional Amount(s) outlined above will be multiplied by the performance of a specified inflation measure, such as the consumer price index, during the term of the Notes.</p> <p><i>Inflation-Protected Principal is Applicable/Not Applicable</i></p> <p><i>TOM Cumulative Strategy</i>: The TOM Cumulative Strategy replicates an investment in particular Reference Assets (the "<b>Risky Assets</b>") that is only made for a limited time period in each calendar month. At other times the Notes replicate an investment in a time deposit or other fixed income investment. The Final Terms will specify which days in any calendar month will be treated as an investment in the Risky Assets, and which days will be treated as an investment in a fixed income investment (the "<b>Non Risky Assets</b>"), for the purposes of calculating the overall Additional Amount payable in relation to the Notes.</p> <p>The performance of the Risky Assets only, or the performance of both the Risky Assets and the Non Risky Assets (as applicable), may also be averaged across a pre-specified number of calendar months leading up to the Redemption Date in respect of the Notes, in order to reduce the Notes' exposure to volatility in the performance of the underlying Reference Assets towards the end of the Notes' term.</p> <p><i>The TOM Cumulative Strategy is [Applicable/Not Applicable]</i></p> <p><i>Lock-in Basket Floor</i>: if the Lock-in Basket Floor is applicable to the Notes, then if the Basket Return exceeds the Barrier Level on any Valuation Date, the Basket Return will be replaced with the higher of the Basket Return and a pre-determined minimum Basket Return for the purposes of determining the Additional Amount in accordance with the relevant performance structure.</p> <p><i>The Lock-in Basket Floor is [Applicable/Not Applicable]</i></p>
<b>C.11</b> <b>C.21</b>	<b>Listing and Trading:</b>	<p>Applications have been made for Notes to be admitted during the period of twelve months after the date hereof to listing on the official list and to trading on the regulated market of the Irish Stock Exchange. The Programme also permits Notes to be issued on the basis that they will not be admitted to listing, trading and/or quotation by any competent authority, stock exchange and/or quotation system or to be admitted to listing, trading and/or quotation by such other or further competent authorities, stock exchanges and/or quotation systems as may be agreed with the relevant Issuer.</p> <p><i>The Notes are unlisted Notes/Application will be made for the Notes to be admitted to listing on [ ] and to trading on [ ] effective as of [ ].</i></p>
<b>C.15<sup>3</sup></b>	<b>Value of the Notes and Value of the Underlying:</b>	<p>The value of the Notes will be determined by reference to the value of the underlying Reference Asset(s) and the performance structure(s) applicable to the Notes. Details on the various performance structures and the relationship between the value of the Notes and the value of the underlying in each case are set out in Element C.10.</p> <p><i>Details of the applicable performance structure(s) and the return on the Notes are set out in Element C.10.</i></p>

<sup>3</sup> Elements c.15-20 (inclusive) should be deleted in the case of a straight debt issuance.

		<p>The structure of the Notes may contain a Participation Ratio or other leverage or gearing factor which is used to determine the exposure to the respective Reference Asset(s), i.e. the proportion of the change in value which accrues to the investor in each individual Note. (The exposure to the relevant Reference Asset(s) may also be affected by the application of the Target Volatility Strategy, as described in element C.10 above). The Participation Ratio is set by the relevant Issuer and is determined by, among other things, the term, volatility, market interest rate and expected return on the Reference Asset.</p> <p><i>The [indicative] Participation Ratio is: [ ]</i></p>
<b>C.16</b>	<b>Exercise Date or Final Reference Date:</b>	<p>Subject to early redemption, the exercise date (or the final Redemption Date) will be the maturity date of the Notes.</p> <p><i>The maturity date of the Notes is: [ ]</i></p>
<b>C.17</b>	<b>Settlement Procedure:</b>	<p>The date(s) upon which the performance of a Reference Asset is measured or observed ("<b>Valuation Date(s)</b>" or the "<b>Observation Date(s)</b>") will be set out in the relevant Final Terms, and may consist of multiple dates ("<b>Averaging Dates</b>") on which the performance is observed and averaged for the purchase of calculating the return on the Notes.</p> <p><i>[The Valuation Date(s) [and the related Averaging Dates] are: [ ]]</i></p> <p><i>[The Observation Date(s) [and the related Averaging Dates] are: [ ]]</i></p> <p>Settlement of any Notes that are represented by a Global Note shall take place on the relevant redemption date and will be effected by the relevant Issuer paying the Redemption Amount (or Early Redemption Amount, if applicable) to the relevant Paying Agents for onward transmission to Euroclear and Clearstream, Luxembourg. Investors will receive their redemption monies through their accounts in Euroclear and Clearstream, Luxembourg in accordance with the standard settlement procedures of Euroclear and Clearstream, Luxembourg.</p> <p>In respect of Notes that are in definitive form, payment of the Redemption Amount (or Early Redemption Amount, if applicable) will be made against presentation and surrender of the individual Note at the specified office of any paying agent or registrar.</p> <p>Settlement of VP Notes shall take place in accordance with the VP Rules, settlement of VPS Notes shall take place in accordance with the VPS Rules, settlement of Swedish Notes shall take place in accordance with the Euroclear Sweden Rules and settlement of Finnish Notes shall take place in accordance with the Euroclear Finland Rules.</p> <p><i>Settlement of the Notes shall take place: [ ]</i></p>
<b>C.18</b>	<b>The Return:</b>	<p>The return or Redemption Amount that is payable to investors will be determined by reference to the performance of the underlying Reference Assets/Entities within a particular interest structure or performance structure that is applicable to the Notes. Details on the various interest and performance structures are set out in elements C.9 and C.10.</p> <p><i>Details of the applicable interest and performance structure(s) and the return on the Notes are set out in Elements C.9 and C.10.</i></p>



<b>C.19</b>	<b>Exercise Price or Final Reference Price:</b>	<p>The final reference price of the relevant Reference Asset(s) will have an impact on the Redemption Amount that is payable to investors. The final reference price will be determined on the applicable Valuation Date(s) set out in the relevant Final Terms.</p> <p><i>The final reference price of the Reference Assets will be calculated as the [closing price]/[average of the closing prices] as published by [•] on each of the [•], [•] and [•].</i></p>
<b>C.20</b>	<b>Type of Underlying:</b>	<p>The underlying may constitute one or a combination of the following: equities, indices, reference entities, interest rates, funds, commodities or currencies.</p> <p><i>The type of underlying is: [ ].</i></p>

<b>Section D - Risks</b>	
<b>D.2</b>	<p><b>Risks Specific to the Issuers:</b></p> <p>In purchasing Notes, investors assume the risk that the relevant Issuer may become insolvent or otherwise be unable to make all payments due in respect of the Notes. There is a wide range of factors which individually or together could result in the relevant Issuer becoming unable to make all payments due in respect of the Notes. It is not possible to identify all such factors or to determine which factors are most likely to occur, as the relevant Issuer may not be aware of all relevant factors and certain factors which it currently deems not to be material may become material as a result of the occurrence of events outside the relevant Issuer's control. The Issuers have identified in the Base Prospectus a number of factors which could materially adversely affect its respective business and ability to make payments due under the Notes. These factors include:</p> <p><b><i>Risks relating to current macroeconomic conditions</i></b></p> <p>Risks related to the European economic crisis have had and, despite the recent period of moderate stabilisation, may continue to have, a negative impact on global economic activity and the financial markets. If these conditions continue to persist, or should there be any further turbulence in these or other markets, this could have a material adverse effect on the Nordea Group's ability to access capital and liquidity on financial terms acceptable to the Nordea Group.</p> <p>Furthermore, the Nordea Group's performance is significantly influenced by the general economic condition in the countries in which it operates, in particular the Nordic markets (Denmark, Finland, Norway and Sweden). Negative economic developments and conditions in the markets in which it operates can adversely affect its business, financial condition and results of operations, and measures implemented by the Nordea Group might not be satisfactory to reduce any credit, market and liquidity risks.</p> <p><b><i>Risks relating to the Nordea Group's credit portfolio</i></b></p> <p>Adverse changes in the credit quality of the Nordea Group's borrowers and counterparties or a decrease in collateral values are likely to affect the recoverability and value of the Nordea Group's assets and require an increase in its individual provisions and potentially in collective provisions for impaired loans. A significant increase in the size of the Nordea Group's allowance for loan losses and loan losses not covered by allowances would have a material adverse effect on the Nordea Group's business, financial condition and results of operations.</p> <p>The Nordea Group is exposed to counterparty credit risk, settlement risk and transfer risk on transactions executed in the financial services industry and its transactions in financial instruments. If counterparties default on their obligations, this could have a material adverse effect on the Nordea Group's business, financial condition and results of operations.</p> <p><b><i>Risks relating to market exposure</i></b></p> <p>The value of financial instruments held by Nordea Group are sensitive to volatility of and correlations between various market variables, including interest rates, credit spreads, equity prices and foreign exchange rates. Write-downs or realise impairment charges may have a material adverse effect on the Nordea Group's business, financial condition and results of operations, while the performance of financial markets and volatile market conditions could result in a significant decline in the Nordea Group's trading and investment income, or result in a trading loss.</p>

		<p><b><i>The Nordea Group is exposed to structural market risk</i></b></p> <p>The Nordea Group is exposed to structural interest income risk when there is a mismatch between the interest rate re-pricing periods, volumes or reference rates of its assets, liabilities and derivatives. It is also exposed to currency translation risk primarily as a result of its Swedish and Norwegian banking businesses, as it prepares its consolidated financial statements in its functional currency, the euro. Any mismatch in any given period in the event of changes in interest rates, or failure to successfully hedge currency risk exposure, could have a material adverse effect on the Nordea Group's financial condition and results of operations.</p> <p><b><i>Risks relating to liquidity and capital requirements</i></b></p> <p>A substantial part of the Nordea Group's liquidity and funding requirements is met through reliance on customer deposits, as well as ongoing access to wholesale lending markets, including issuance of long-term debt market instruments such as covered bonds. Turbulence in the global financial markets and economy may adversely affect the Nordea Group's liquidity and the willingness of certain counterparties and customers to do business with the Nordea Group.</p> <p>The Nordea Group's business performance could be affected if the capital adequacy ratios it is required to maintain under the legislative package comprising Directive 2013/36/EU, Regulation (EU) No. 575/2013 and any regulatory capital rules or regulations, or other requirements, which are applicable to the Issuers or the Nordea Group and which prescribe (alone or in conjunction with any other rules or regulations) the requirements to be fulfilled by financial instruments for their inclusion in the regulatory capital of the Issuers or the Nordea Group (on a solo or consolidated basis, as the case may be) to the extent required by Directive 2013/36/EU or Regulation (EU) No. 575/2013, including for the avoidance of doubt any regulatory technical standards released by the European Banking Authority (or any successor or replacement thereof) ("<b>CRD IV</b>") are reduced or perceived to be inadequate.</p> <p>The Nordea Group's funding costs and its access to the debt capital markets depend significantly on its credit ratings. A reduction in credit ratings could adversely affect the Nordea Group's access to liquidity and its competitive position, and therefore, have a material adverse effect on its business, financial condition and results of operations.</p> <p><b><i>Other risks relating to the Nordea Group's business</i></b></p> <p>The Nordea Group's business operations are dependent on the ability to process a large number of complex transactions across different markets in many currencies and operations are carried out through a number of entities. Although the Nordea Group has implemented risk controls and taken other actions to mitigate exposures and/or losses, there can be no assurances that such procedures will be effective in controlling each of the operational risks faced by the Nordea Group, or that the Nordea Group's reputation will not be damaged by the occurrence of any operational risks.</p> <p>The Nordea Group's operations in Russia and the Baltic countries which are typically more volatile and less developed economically and politically than markets in Western Europe and North America – present various risks that do not apply, or apply to a lesser degree, to its businesses in the Nordic markets. Additionally, some of these markets are typically more volatile and less developed economically and politically than markets in Western Europe and North America.</p>
--	--	---

		<p>The Nordea Group's performance is, to a large extent, dependent on the talents and efforts of highly skilled individuals, and the continued ability of the Nordea Group to compete effectively and implement its strategy depends on its ability to attract new employees and retain and motivate existing employees. New regulatory restrictions, such as the recently introduced limits on certain types of remuneration paid by credit institutions and investment firms set forth in CRD IV, could adversely affect the Nordea Group's ability to attract new employees and retain and motivate existing employees. Any loss of the services of key employees, particularly to competitors, or the inability to attract and retain highly skilled personnel in the future could have an adverse effect on the Nordea Group's business.</p> <p>There is competition for the types of banking and other products and services that the Nordea Group provides and there can be no assurances that the Nordea Group can maintain its competitive position.</p> <p><b><i>Risks relating to the legal and regulatory environments in which the Nordea Group operates</i></b></p> <p>The Nordea Group is subject to substantial regulation and oversight by a number of different regulators as well as laws and regulations, administrative actions and policies in each of the jurisdictions in which it operates, all of which are subject to change, and compliance with which may from time to time require significant costs.</p> <p>The Nordea Group may incur substantial costs in monitoring and complying with new capital adequacy and recovery and resolution framework requirements, which may also impact existing business models. In addition, there can also be no assurances that breaches of legislation or regulations by the Nordea Group will not occur and, to the extent that such a breach does occur, that significant liability or penalties will not be incurred.</p> <p>In the ordinary course of its business, the Nordea Group is subject to regulatory oversight and liability risk and is involved in a variety of claims, disputes, legal proceedings and governmental investigations in jurisdictions where it is active. These types of claims and proceedings expose the Nordea Group to monetary damages, direct or indirect costs (including legal costs), direct or indirect financial loss, civil and criminal penalties, loss of licences or authorisations, or loss of reputation, as well as the potential for regulatory restrictions on its businesses.</p> <p>The Nordea Group's activities are subject to tax at various rates around the world computed in accordance with local legislation and practice. Legislative changes or decisions by tax authorities may impair the present or previous tax position of the Nordea Group.</p>
<b>D.3</b>	<b>Risks Specific to the Notes:</b>	<p>There are also risks related to any issue of Notes under the Programme and specific types of Notes, which prospective investors should carefully consider and make sure they understand prior to making any investment decision with respect to the Notes, including:</p> <ul style="list-style-type: none"> <li>• <i>Complexity of the product</i> – the performance structure for structured Notes is sometimes complex and may contain mathematical formulae or relationships which, for an investor, may be difficult to understand and compare with other investment alternatives. In addition, the relationship between yield and risk may be difficult to assess.</li> </ul>

		<ul style="list-style-type: none"> <li>• <i>Notes which are not principal protected</i> – Notes that are not principal protected may be issued under the Programme. If the Note is not principal protected, there is no guarantee that the return that an investor receives on the Notes upon their redemption will be greater than or equal to the principal amount.</li> <li>• <i>Pricing of structured Notes</i> – the pricing of structured notes is normally decided by the relevant Issuer rather than being determined on the basis of negotiated terms. There may, therefore, be a conflict of interest between the relevant Issuer and the investors, to the extent that the relevant Issuer is able to influence pricing and is looking to make a gain or avoid a loss in relation to the underlying Reference Assets. The relevant Issuer does not have a fiduciary duty to act in the best interests of Noteholders.</li> <li>• <i>Performance of the Reference Assets</i> – with structured Notes, the Noteholder's right to yield and sometimes the repayment of principal depends on the performance of one or more Reference Assets and the applicable performance structure. The value of a structured Note will be affected by the value of the Reference Assets at specific points during the term of the relevant Notes, the intensity of the price fluctuations of the Reference Asset(s), expectations regarding future volatility, market interests rates and expected distributions on the Reference Asset(s).</li> <li>• <i>Currency fluctuations.</i> Foreign exchange rates may be affected by complex political and economic factors, including relative rates of inflation, interest rate levels, the balance of payments between countries, the extent of any governmental surplus or deficit and the monetary, fiscal and/or trade policies pursued by the governments of the relevant currencies. Currency fluctuations may affect the value or level of the Reference Assets in complex ways. If such currency fluctuations cause the value or level of the Reference Assets to vary, the value or level of the Notes may fall. If the value or level of one or more Reference Asset(s) is denominated in a currency that is different from the currency of the Notes, investors in the Notes may be subject to increased foreign exchange risk. Previous foreign exchange rates are not necessarily indicative of future foreign exchange rates.</li> <li>• <i>Equities as Reference Assets</i> – equity-linked Notes are not sponsored or promoted by the issuer of the equities. The equity issuer does not, therefore, have an obligation to take into account the interests of the investors in the Notes and so the actions of such equity issuer could adversely affect the market value of the Notes. The investor in the Notes is not entitled to receive any dividend payments or other distributions to which a direct holder of the underlying equities would otherwise be entitled.</li> </ul>
--	--	--

		<ul style="list-style-type: none"> <li>• <i>Indices as Reference Assets</i> – Notes that reference indices as Reference Assets may receive a lower payment upon redemption of such Notes than an investor would have received if he or she had invested directly in the equities/assets that comprise the index. The sponsor of any index can add, delete, substitute components or make methodological changes that could affect the level of such index and hence the return that is payable to investors in the Notes. The Nordea Group may also participate in creating, structuring and maintaining index portfolios or strategies and for which it may act as index sponsor (collectively, "<b>Proprietary Indices</b>"). The Issuers may therefore face conflicts of interest between their obligations as the Issuer of such Notes and their role (or the role of their affiliates) as the composers, promoters, designers or administrators of such indices.</li> </ul>
		<ul style="list-style-type: none"> <li>• <i>Commodities as Reference Assets</i> – trading in commodities is speculative and may be extremely volatile as commodity prices are affected by factors that are unpredictable, such as changes in supply and demand relationships, weather patterns and government policies. Commodity contracts may also be traded directly between market participants "over-the-counter" in trading facilities that are subject to minimal or no substantive regulation. This increases the risks relating to the liquidity and price histories of the relevant contracts. Notes that are linked to commodity future contracts may provide a different return than Notes linked to the relevant physical commodity, as the price of a futures contract on a commodity will generally be at a premium or at a discount to the spot price of the underlying commodity.</li> <li>• <i>Exposure to a basket of Reference Assets</i> – where the underlying is to one or more baskets of Reference Assets, the investors bear the risk of the performance of each of the basket constituents. Where there is a high level of interdependence between the individual basket constituents, any move in the performance of the basket constituents will exaggerate the performance of the Notes. Moreover, a small basket or an unequally weighted basket will generally leave the basket more vulnerable to changes in the value of any particular basket constituent. Any calculation or value that involves a basket with "best of" or "worst of" features may produce results that are very different to those that take into account the performance of the basket as a whole.</li> <li>• <i>Credit-Linked Notes</i> – an investment in credit-linked Notes entails exposure to the credit risk of a particular Reference Entity or basket of Reference Entities in addition to that of the relevant Issuer. A fall in the creditworthiness of a Reference Entity can have a significant adverse impact on the market value of the related Notes and any payments of principal/interest due. Upon the occurrence of a Credit Event, the relevant Issuer's obligation to pay principal may be replaced by an obligation to pay other amounts calculated by reference to the value of the Reference Entity. As none of the Reference Entities contributed to the preparation of the Base Prospectus, there can be no assurance that all material events or information regarding the financial performance and creditworthiness of Reference Entities have been disclosed at the time the Notes are issued.</li> </ul>
		<ul style="list-style-type: none"> <li>• <i>Automatic early redemption</i> – certain types of Notes will be automatically redeemed prior to their scheduled maturity date if certain conditions are met. In some circumstances, this may result in a loss of part or all an investor's investment.</li> <li>• <i>Notes subject to optional redemption by the Issuer</i> – an optional</li> </ul>

		<p>redemption feature is likely to limit the market value of the Notes.</p> <ul style="list-style-type: none"> <li>• <i>Notes issued at a substantial discount or premium</i> – the market value of Notes of this type tends to fluctuate more in relation to general changes in interest rates than do prices for conventional interest-bearing securities.</li> </ul>
		<p>There are also certain risks relating to the Notes generally, such as modification and waivers, the risk of withholding pursuant to the EU Savings Directive and change of law.</p>
<b>D.6</b>	<b>Risk Warning:</b> <sup>4</sup>	<p>An investment in relatively complex securities such as the Notes involves a greater degree of risk than investing in less complex securities. In particular, in some cases, investors may stand to lose the value of their entire investment or part of it, as the case may be.</p>

<b>Section E - Offer</b>		
<b>E.2b</b>	<b>Reasons for the Offer and Use of Proceeds:</b>	<p>Unless otherwise specified, the net proceeds of any issue of Notes will be used for the general banking and other corporate purposes of the Issuers and the Nordea Group.</p> <p><i>[The net proceeds of the issue will be used for: [ ]]</i></p>
<b>E.3</b>	<b>Terms and Conditions of the Offer:</b>	<p>Any investor intending to acquire or acquiring any Notes from an Authorised Offeror will do so, and offers and sales of the Notes to an investor by an Authorised Offeror will be made, in accordance with any terms and other arrangements in place between such Authorised Offeror and such Investor including as to price, allocation and settlement arrangements. <i>Not applicable; the Notes are issued in denominations of at least €100,000 (or its equivalent in any other currency). A Public Offer of the Notes will take place in the Public Offer Jurisdiction(s) during the Offer Period. [Summarise details of the Public Offer included in the "Distribution–Public Offer" and "Terms and Conditions of the Offer" items in Part B of the Final Terms.]</i></p>
<b>E.4</b>	<b>Interests Material to the Issue:</b>	<p>Dealers or Authorised Offerors may be paid fees in relation to the issue of the Notes under the Programme.</p> <p><i>So far as the Issuer is aware, no person involved in the issue of the Notes has an interest material to the offer./[ ]</i></p>
<b>E.7</b>	<b>Estimated Expenses:</b>	<p>It is not anticipated that the relevant Issuer will charge any expenses to investors in connection with any issue of Notes. Other Authorised Offerors may, however, charge expenses to investors. Any expenses chargeable by an Authorised Offeror to an investor shall be charged in accordance with any contractual arrangements agreed between the Investor and such Authorised Offeror at the time of the relevant offer. Such expenses (if any) will be determined on a case by case basis.</p> <p><i>No expenses are being charged to an investor in the Notes by the Issuer [or any Authorised Offeror]./The Authorised Offeror(s) will charge expenses to investors. The estimated expenses chargeable to investors by the Authorised Offeror(s) are [ ]</i></p>

<sup>4</sup> To be deleted in the case of a straight debt issuance.

*Denna sammanfattning är en inofficiell översättning av den sammanfattning som återfinns omedelbart före detta avsnitt och investerare skall läsa och ta till sig den engelska versionen av sammanfattningen då denna kan avvika från den svenska översättningen.*

## SAMMANFATTNING AV GRUNDPROSPEKTET

Sammanfattningar består av informationskrav vilka redogörs för i ett antal punkter. Punkterna är numrerade i avsnitt A–E (A.1–E.7).

Denna sammanfattning innehåller alla de punkter som krävs i en sammanfattning för aktuella typer av värdepapper och emittenter. Eftersom vissa punkter inte är tillämpliga för denna typ av värdepapper och emittenter, kan det finnas luckor i punkternas numrering.

Även om det krävs att en punkt inkluderas i en sammanfattning för aktuella typer av värdepapper och för den relevanta emittenten, är det möjligt att ingen relevant information kan ges rörande punkten. Informationen har då ersatts med angivelsen ”Ej tillämpligt”.

Särskilt punkter i kursiv stil betecknar utrymmen för att färdigställa den emissionsspecifika sammanfattningen för en Tranch av Lån för vilka en sådan emissionsspecifik sammanfattning ska förberedas.

Ord och uttryck som definieras i avsnitten som kallas ”Allmänna Villkor” eller på andra ställen i detta Grundprospekt har samma betydelse i denna sammanfattning.

		Avsnitt A – Inledning och varningar
A.1	<b>Inledning</b>	<i>Denna sammanfattning ska läsas som en inledning till detta Grundprospekt och varje beslut om att en placering i dessa Lån ska baseras på en bedömning av Grundprospektet i dess helhet av investeraren. Om ett yrkande gällande informationen i detta Grundprospekt framförs inför domstol i en Medlemsstat i det Europeiska Ekonomiska Samarbetsområdet kan käranden enligt den nationella lagstiftningen i Medlemsstaterna bli skyldig att stå för kostnaderna för att översätta Grundprospektet innan de rättsliga förfarandena inleds. Inget civilrättsligt ansvar kommer kunna göras gällande mot Emittenterna i någon sådan Medlemsstat enbart på grund av denna sammanfattning, inklusive alla översättningar av den, såvida den inte är vilseledande, felaktig eller oförenlig när den läses tillsammans med de andra avsnitten av detta Grundprospekt eller om den inte innehåller, när den läses tillsammans med de andra avsnitten i detta Grundprospekt, relevant information för att hjälpa investerare att fatta beslut om att investera i Lånen.</i>
A.2	<b>Samtycke:</b>	Vissa Trancher av Lån med valörer om mindre än € 100 000 (eller ett motsvarande värde i någon annan valuta) kan komma att erbjudas under omständigheter där det inte finns något undantag från förpliktelsen enligt Prospektdirektivet att publicera ett prospekt. Alla sådana erbjudanden kallas ett <b>“Erbjudande till Allmänheten”</b> .  <i>Ej tillämpligt; Lånen upptas i valörer om minst € 100 000 (eller ett motsvarande värde i annan valuta)./Emittenten samtycker till användning av detta Grundprospekt i samband med ett Erbjudanden till Allmänheten av Lånen av en finansiell mellanhand som är behörig att lämna sådana erbjudanden enligt direktivet om Marknader för Finansiella Instrument (direktiv 2004/39/EG) (en <b>“Behörig Säljare”</b>) på följande förutsättningar: (a) det relevanta Erbjudandet till Allmänheten måste inträffa under perioden från och med [•] till men inte inklusive [ ] (<b>“Erbjudandeperioden”</b>) i [•] [och [•]] (<b>“Erbjudanden till Allmänheten - Jurisdiktioner”</b>) och (b) den relevanta Behöriga Säljaren måste ha godkänt Villkoren för Behöriga Säljare [och uppfylla följande ytterligare villkor: [•]]./Emittenten samtycker till användning av detta Grundprospekt i samband med ett Erbjudande till Allmänheten av Lånen av [•] (en <b>“Behörig</b></i>



	<p><i>Säljare</i>) på följande förutsättningar: (a) det relevanta Erbjudandet till Allmänheten måste inträffa under perioden från och med [•] till men inte inklusive [ ] (<i>"Erbjudandeperioden"</i>) i [•] [och [•]] (<i>Erbjudanden till Allmänheten - Jurisdiktioner</i>) och (b) den relevanta Behöriga Säljaren måste ha godkänt Villkoren för Behöriga Säljare [och uppfylla följande ytterligare villkor: [•]]</p>
	<p><b>Behöriga Säljare kommer lämna information till en Investering i enlighet med villkoren för Erbjudandet till Allmänheten för de relevanta Lånen vid tidpunkten för när ett sådant Erbjudande till Allmänheten lämnas från den Behöriga Säljaren till Investeringen.</b></p>

Avsnitt B – Emittenter		
<b>B.1</b>	<b>Registrerad firma för Emittenterna:</b>	Nordea Bank AB (publ) Nordea Bank Finland Plc
	<b>Handelsbeteckning för Emittenterna:</b>	Nordea
<b>B.2</b>	<b>Säte och bolagsform för Emittenterna:</b>	<p>NBAB är ett publikt aktiebolag med organisationsnummer 516406-0120. Sätet är i Stockholm på följande adress: Smålandsgatan 17, 105 71 Stockholm. Den huvudsakliga lagstiftningen som reglerar NBAB:s verksamhet är aktiebolagslagen och lagen om bank- och finansieringsrörelse.</p> <p>NBF är ett aktiebolag enligt den finska aktiebolagslagen. NBF är registrerat i handelsregistret med registreringsnummer 1680235-8. NBF har sitt säte i Helsingfors på följande adress: Aleksanterinkatu 36 B, SF-00100 Helsingfors, Finland. Den huvudsakliga lagstiftningen som reglerar NBF:s verksamhet är den finska aktiebolagslagen och den finska lagen om affärsbanker och andra kreditinstitut i aktiebolagsform.</p>
<b>B.4b</b>	<b>Kända trender:</b>	Ej tillämpligt. Det finns inte några tydliga trender som påverkar Emittenterna eller de marknader de verkar på.
<b>B.5</b>	<b>Koncernbeskrivning:</b>	<p>NBAB är moderbolaget i Nordea-koncernen. Nordea-koncernen är en stor koncern som erbjuder finansiella tjänster på den nordiska marknaden (Danmark, Finland, Norge och Sverige), med ytterligare verksamhet i Ryssland, de baltiska länderna och Luxemburg, samt filialer på ett antal andra internationella platser. NBAB:s tre största dotterbolag är Nordea Bank Danmark A/S i Danmark, NBF i Finland och Nordea Bank Norge ASA i Norge. Nordea-koncernens organisationsstruktur är byggd kring tre huvudaffärsområden: Retail Banking, Wholesale Banking och Wealth Management. Utöver dessa affärsområden finns Group Corporate Centre och Group Risk Management som är de andra centrala delarna av Nordea-koncernens organisation. Retail Banking ansvarar för kundförhållanden med privatpersoner liksom större, mellanstora och små företag inom Norden och Baltikum. Wholesale Banking ansvarar för finansiella tjänster till Nordea-koncernens största företagskunder och institutionella kunder. Wealth Management tillhandahåller produkter och tjänster inom investeringsrådgivning, sparande och riskhantering, samt hanterar Nordea-koncernens kunders tillgångar och tillhandahåller tjänster inom förmögenhetsförvaltning och lämnar investeringsråd till institutionella investerare och förmögna privatpersoner.</p>

		Per 30 september 2014 uppgick Nordea-koncernens totala tillgångar till totalt EUR 669 miljarder och primärkapitalet uppgick till EUR 25,5 miljarder. Per samma datum var Nordea-koncernen den största kapitalförvaltaren med bas i Norden med EUR 254,5 miljarder i förvaltade tillgångar.																																																																																									
<b>B.9</b>	<b>Resultatprognoser och resultatuppskattningar:</b>	Ej tillämpligt. Emittenterna gör inte någon resultatprognos eller resultatuppskattning i Grundprospektet.																																																																																									
<b>B.10</b>	<b>Eventuella anmärkningar i revisionsberättelsen:</b>	Ej tillämpligt. Det finns inte några anmärkningar för Emittenterna i deras revisionsberättelser.																																																																																									
<b>B.12</b>	<b>Utvald central finansiell information:</b>	<p>Tabellerna nedan visar viss utvald finansiell information i sammandrag som, utan väsentliga ändringar har hämtats från och måste läsas tillsammans med Emittenternas respektive reviderade koncernredovisning för det år som slutar den 31 december 2013 och oreviderad koncernredovisning för niomånadersperioden som slutar den 30 september 2014 (för NBAB) respektive sexmånadersperioden som slutar den 30 juni 2014 (för NBF), som finns bilagda till detta Grundprospekt, och revisorernas rapporter och kommentarer därtill.</p>																																																																																									
		<p>NBAB – utvald central finansiell information:</p> <table border="1"> <thead> <tr> <th rowspan="2"></th> <th colspan="2">Årsslut per 31 december</th> <th colspan="2">Nio månader per 30 september</th> </tr> <tr> <th>2013</th> <th>2012</th> <th>2014</th> <th>2013</th> </tr> </thead> <tbody> <tr> <td></td> <td colspan="4" style="text-align: center;"><i>(Miljoner EUR)</i></td> </tr> <tr> <td><b>Resultaträkning</b></td> <td>9 891</td> <td>9 998</td> <td>7 711</td> <td>7 422</td> </tr> <tr> <td>Summa rörelseintäkter</td> <td>-735</td> <td>-895</td> <td>-405</td> <td>-555</td> </tr> <tr> <td>Kreditförluster</td> <td>3 116</td> <td>3 126</td> <td>2 455</td> <td>2 343</td> </tr> <tr> <td>Årets resultat</td> <td></td> <td></td> <td></td> <td></td> </tr> <tr> <td>Summa tillgångar</td> <td>630 434</td> <td>668 178</td> <td>668 720</td> <td>625 826</td> </tr> <tr> <td>Summa skulder</td> <td>601 225</td> <td>640 173</td> <td>638 934</td> <td>597 194</td> </tr> <tr> <td>Summa eget kapital</td> <td>29 209</td> <td>28 005</td> <td>29 786</td> <td>28 632</td> </tr> <tr> <td>Summa skulder och eget kapital</td> <td>630 434</td> <td>668 178</td> <td>668 720</td> <td>625 826</td> </tr> <tr> <td><b>Kassaflödesanalys</b></td> <td></td> <td></td> <td></td> <td></td> </tr> <tr> <td>Kassaflöde från den löpande verksamheten före förändringar av den löpande verksamhetens tillgångar och skulder .....</td> <td>7 607</td> <td>6 633</td> <td>8 899</td> <td>5 379</td> </tr> <tr> <td>Kassaflöde från den löpande verksamheten .....</td> <td>6 315</td> <td>19 754</td> <td>-14 721</td> <td>-4 310</td> </tr> <tr> <td>Kassaflöde från investeringsverksamheten .....</td> <td>572</td> <td>774</td> <td>2 950</td> <td>586</td> </tr> <tr> <td>Kassaflöde från finansieringsverksamheten .....</td> <td>-1 927</td> <td>-170</td> <td>-1 032</td> <td>-1 911</td> </tr> <tr> <td>Årets kassaflöde .....</td> <td>4 960</td> <td>20 358</td> <td>-12 803</td> <td>-5 635</td> </tr> <tr> <td>Förändring .....</td> <td>4 960</td> <td>20 358</td> <td>-12 803</td> <td>-5 635</td> </tr> </tbody> </table> <p>NBF – utvald central finansiell information:</p>		Årsslut per 31 december		Nio månader per 30 september		2013	2012	2014	2013		<i>(Miljoner EUR)</i>				<b>Resultaträkning</b>	9 891	9 998	7 711	7 422	Summa rörelseintäkter	-735	-895	-405	-555	Kreditförluster	3 116	3 126	2 455	2 343	Årets resultat					Summa tillgångar	630 434	668 178	668 720	625 826	Summa skulder	601 225	640 173	638 934	597 194	Summa eget kapital	29 209	28 005	29 786	28 632	Summa skulder och eget kapital	630 434	668 178	668 720	625 826	<b>Kassaflödesanalys</b>					Kassaflöde från den löpande verksamheten före förändringar av den löpande verksamhetens tillgångar och skulder .....	7 607	6 633	8 899	5 379	Kassaflöde från den löpande verksamheten .....	6 315	19 754	-14 721	-4 310	Kassaflöde från investeringsverksamheten .....	572	774	2 950	586	Kassaflöde från finansieringsverksamheten .....	-1 927	-170	-1 032	-1 911	Årets kassaflöde .....	4 960	20 358	-12 803	-5 635	Förändring .....	4 960	20 358	-12 803	-5 635
	Årsslut per 31 december			Nio månader per 30 september																																																																																							
	2013	2012	2014	2013																																																																																							
	<i>(Miljoner EUR)</i>																																																																																										
<b>Resultaträkning</b>	9 891	9 998	7 711	7 422																																																																																							
Summa rörelseintäkter	-735	-895	-405	-555																																																																																							
Kreditförluster	3 116	3 126	2 455	2 343																																																																																							
Årets resultat																																																																																											
Summa tillgångar	630 434	668 178	668 720	625 826																																																																																							
Summa skulder	601 225	640 173	638 934	597 194																																																																																							
Summa eget kapital	29 209	28 005	29 786	28 632																																																																																							
Summa skulder och eget kapital	630 434	668 178	668 720	625 826																																																																																							
<b>Kassaflödesanalys</b>																																																																																											
Kassaflöde från den löpande verksamheten före förändringar av den löpande verksamhetens tillgångar och skulder .....	7 607	6 633	8 899	5 379																																																																																							
Kassaflöde från den löpande verksamheten .....	6 315	19 754	-14 721	-4 310																																																																																							
Kassaflöde från investeringsverksamheten .....	572	774	2 950	586																																																																																							
Kassaflöde från finansieringsverksamheten .....	-1 927	-170	-1 032	-1 911																																																																																							
Årets kassaflöde .....	4 960	20 358	-12 803	-5 635																																																																																							
Förändring .....	4 960	20 358	-12 803	-5 635																																																																																							

		Årsslut per 31 december		Sex månader per 30 juni	
		2013	2012	2014	2013
<i>(Miljoner EUR)</i>					
<b>Resultaträkning</b>					
Summa rörelseintäkter.....		2 224	2 824	1 219	1 122
Periodens resultat.....		828	1 181	506	418
<b>Balansräkning</b>					
Summa tillgångar.....		304 761	335 461	317 523	306 598
Summa skulder.....		295 247	326 244	308 308	297 553
Summa eget kapital.....		9 514	9 217	9 215	9 045
Summa skulder och eget kapital.....		304 761	335 461	317 523	306 598
<b>Kassaflödesanalys</b>					
Kassaflöde från den löpande verksamheten före förändring av den löpande verksamhetens tillgångar och skulder.....		1 489	-440	1 217	1 023
Kassaflöde från den löpande verksamheten.....		5 686	18 719	-10 857	-164
Kassaflöde från investeringsverksamheten.....		85	333	1 603	-2
Kassaflöde från finansieringsverksamheten.....		-615	-3 526	-767	-678
Periodens kassaflöde.....		5 156	15 526	-10 021	-844
Förändring.....		5 156	15 526	-10 021	-844
<p>Det har inte inträffat några väsentliga negativa förändringar i den normala affärsverksamheten eller i utsikterna eller i tillståndet för NBAB eller NBF sedan den 31 december 2013, vilket är datumet för deras senast publicerade reviderade årsredovisning.</p> <p>Det har inte inträffat någon betydande förändring av NBAB:s eller NBF:s handels- eller finansiella position sedan den 30 september 2014 (för NBAB) respektive 30 juni 2014 (för NBF), vilket är datumen för deras senaste publicerade delårsrapporter.</p>					
<b>B.13</b>	<b>Nyligen inträffade händelser:</b>	Ej tillämpligt för någon av Emittenterna. Det har inte förekommit några särskilda händelser för någon av Emittenterna som väsentligen påverkar bedömningen av respektive Emittents solvens sedan datumet för publiceringen av respektive Emittents reviderade årsredovisning och oreviderade rapporter.			
<b>B.14</b>	<b>Koncernberoende:</b>	Ej tillämpligt. Vare sig NBAB eller NBF är beroende av andra enheter inom Nordea-koncernen.			
<b>B.15</b>	<b>Emittenternas huvudsakliga verksamhet:</b>	<p>Nordea-koncernens organisationsstruktur är byggd kring tre huvudaffärsområden: Retail Banking, Wholesale Banking och Wealth Management. Utöver dessa affärsområden finns Group Corporate Centre och Group Risk Management som är de andra centrala delarna av Nordea-koncernens organisation.</p> <p>NBAB utför bankverksamhet i Sverige inom ramen för Nordea-koncernens affärsorganisation. NBAB utvecklar och marknadsför finansiella produkter och tjänster till privatkunder, företagskunder och den offentliga sektorn.</p> <p>NBF utför bankverksamhet i Finland som en del av Nordea-koncernen och dess verksamhet är helt integrerad i Nordea-koncernens verksamhet. NBF har tillstånd att bedriva bankverksamhet enligt den finska kreditinstitutionslagen.</p>			

<b>B.16</b>	<b>Personer med direkt eller indirekt ägande/kontroll:</b>	Ej tillämpligt. Såvitt NBAB känner till är inte Nordea-koncernen direkt eller indirekt ägd eller kontrollerad av någon enstaka person eller grupp av personer som agerar tillsammans. NBF är ett helägt dotterbolag till NBAB.
<b>B.17</b>	<b>Kreditvärdighetsbetyg som har tilldelats Emittenten eller dess skuld-instrument:</b>	<p>Per datumet för detta Grundprospekt är kreditvärderingen för långfristig skuld för var och en av Emittenterna följande:</p> <p>Moody's Investors Service Limited: Aa3<sup>5</sup></p> <p>Standard &amp; Poor's Credit Market Services Europe Limited: AA-<sup>6</sup></p> <p>Fitch Ratings Limited: AA-</p> <p>DBRS Ratings Limited: AA</p> <p>Emittenternas kreditvärderingar återger inte alltid risken som är förknippad med enskilda Lån under Programmet.</p> <p><i>Lånen som ska emitteras har inte kreditvärderats.</i></p>

<b>Avsnitt C – Lånen</b>		
<b>C.1</b>	<b>Beskrivning av värdepapperens typ och klass:</b>	<p><b>Emission i serier:</b> Lånen utfärdas i serier (var och en benämnd som en "Serie") och Lånen i varje Serie kommer att få identiska villkor (utom pris, lånedatum och räntestartdatum, som kan men inte behöver vara identiska) vad gäller valuta, valörer, ränta eller förfalldag eller annat, förutom att en Serie kan bestå av Lån i innehavarform och i registrerad form. Ytterligare trancher av Lån (var och en benämnd som en "Tranch") kan emitteras som en del av en befintlig Serie.</p>
		<p><i>Serienumret för Lånen är [ ]. [Tranchnumret är [ ].</i></p> <p><b>Former för Lånen:</b> Lånen kan ges ut i innehavarform eller i registrerad form. Lån i innehavarform kommer inte att kunna bytas ut till Lån i registrerad form och Lån i registrerad form kommer inte att kunna bytas ut till Lån i innehavarform.</p> <p><i>Lånen är i innehavarform/Lånen är i registrerad form.</i></p> <p>Lån kan i de tillämpliga Slutliga Villkoren specificeras som "VP-Lån". VP-Lån kommer att ges ut i kontoförd och dematerialiserad form, med äganderätten bestyrkt genom införandet i registret för sådana VP-Lån vilka förs av VP Securities A/S för den relevanta Emittentens räkning (det "Danska Värdepappersregistret"). Äganderätten till VP-Lån kommer inte bestyrkas av något fysiskt papper eller dokument. Definitiva Lån kommer inte att ges ut avseende några VP-Lån. Nordea Bank Danmark A/S kommer att agera som VP-Administrerande Institut när det gäller VP-Lån.</p> <p>Lån kan specificeras i de tillämpliga Slutliga Villkoren som "VPS-Lån". VPS-Lån ges ut enligt ett registratoravtal med Nordea Bank Norge ASA som VPS-Betalningsagent och kommer att registreras i kontoförd och dematerialiserad form hos norska värdepapperscentralen (<i>Verdipapirsentralen</i> ASA och kallas här "VPS").</p>

<sup>5</sup> Negativ utsikt.

<sup>6</sup> Negativ utsikt.

		<p>Lån kan specificeras i de tillämpliga Slutliga Villkoren som ”<b>Svenska Lån</b>”. Svenska Lån kommer att ges ut i kontoförd och dematerialiserad form, med äganderätten bestyrkt genom införande i registret för sådana Svenska Lån som förs av Euroclear Sweden för den relevanta Emittentens räkning. Äganderätten till Svenska Lån bestyrks inte av något fysiskt värdepapper eller dokument. Definitiva Lån kommer inte att ges ut avseende några Svenska Lån. Nordea Bank AB (publ) kommer att agera som Svenskt Administrerande Institut när det gäller Svenska Lån.</p> <p>Lån kan specificeras i de tillämpliga Slutliga Villkoren som ”<b>Finska Lån</b>”. Finska Lån kommer att ges ut i kontoförd och dematerialiserad form, med äganderätten bestyrkt genom införande i registret för sådana Finska Lån som förs av Euroclear Finland för den relevanta Emittentens räkning. Äganderätten till Finska Lån bestyrks inte av något fysiskt värdepapper eller dokument. Definitiva Lån kommer inte att ges ut avseende några Finska Lån. Nordea Bank Finland Plc kommer att agera som Finskt Administrerande Institut när det gäller Finska Lån.</p> <p><i>Lån i Schweiziska Franc:</i> Lån kommer vara ges ut i Schweiziska Franc, ges ut i innehavarform och representeras exklusivt av ett Permanent Globalt Lån som deponeras hos SIX SIS AG, Olten, Schweiz, eller annan sådan depositarie enligt vad som godkänns av SIX Regulatory Board vid SIX Swiss Exchange. Det Permanenta Globala Lånet kommer endast att vara utbytbart mot definitiva Lån under vissa begränsade omständigheter.</p> <p><b>ISIN-nummer:</b> Avseende varje Tranch av Lån kommer relevanta ISIN-nummer att anges i de tillämpliga Slutliga Villkoren.</p> <p><i>Lånen kommer att [clearas/avvecklas] via [ ]. Lånen har tilldelats följande ISIN: [ ].</i></p>
C.2	<b>Valuta för emissionen av Lån:</b>	<p>US dollar, euro, brittiska pund, svenska kronor, schweizerfranc, norska kronor, danska kronor och yen och/eller annan sådan valuta eller andra valutor enligt beslut som fattas vid tidpunkten för emissionen, i enlighet med alla rättsliga och/eller regulatoriska och/eller centralbankskrav. Lånen kan, i enlighet med efterlevnaden av sådana krav, ges ut som Lån i dubbla valutor.</p> <p><i>Valutan för Lånen är [ ].</i></p>
C.5	<b>Fri rätt till överlåtelse:</b>	<p>Detta Grundprospekt innehåller en sammanfattning av vissa säljrestriktioner inom USA, det Europeiska Ekonomiska Samarbetsområdet, Storbritannien, Danmark, Finland, Nederländerna, Norge, Sverige, Spanien och Japan.</p> <p>Lånen har inte och kommer inte att registreras under United States Securities Act of 1933 (”<b>Securities Act</b>”) och får inte erbjudas eller säljas inom USA eller till, eller för amerikanska medborgares räkning förutom i vissa transaktioner som är undantagna från registreringskraven i Securities Act.</p> <p>För varje medlemsstat i det Europeiska Ekonomiska Samarbetsområdet som har genomfört prospektdirektivet, inklusive konungariket Sverige (envar en ”<b>Relevant Medlemsstat</b>”), har varje emissionsinstitut som utsetts under Programmet (envar ett ”<b>Emissionsinstitut</b>”) utfäst och godkänt, och varje ytterligare Emissionsinstitut som utses under Programmet kommer att behöva utfästa och godkänna, att från och med det datum då Prospektdirektivet genomförs i den Relevanta Medlemsstaten (”<b>Relevanta Implementeringsdatumet</b>”), har Emissionsinstitutet inte gjort och kommer inte att göra något erbjudande om Lån till allmänheten i den Relevanta Medlemsstaten utom med relevant Emittents samtycke lämnat i enlighet med avsnitt A.2 ovan.</p>

	<p>Varje Emissionsinstitut har utfäst och godkänt, och varje ytterligare Emissionsinstitut som utses under Programmet kommer att behöva utfästa och godkänna, att det har uppfyllt och kommer att uppfylla alla tillämpliga bestämmelser Financial Services and Markets Act 2000 ("FSMA") avseende alla handlingar som utförs gällande Lån i, från eller på annat sätt involverande Storbritannien.</p> <p>Varje Emissionsinstitut har utfäst och godkänt, och alla ytterligare Emissionsinstitut som utses under Programmet kommer att behöva utfästa och godkänna, att det inte har erbjudit eller sålt och inte kommer att erbjuda, sälja eller leverera några Lån direkt eller indirekt till konungariket Danmark genom ett erbjudande till allmänheten, förutom om det sker i enlighet med den danska värdepappershandelslagen (konsoliderad lag nr 883 av den 9 augusti 2011, såsom ändrad) (på danska: <i>Værdipapirhandelsloven</i>) och andra bestämmelser utfärdade därunder.</p> <p>Varje Emissionsinstitut har utfäst och godkänt, och varje ytterligare Emissionsinstitut som utses under Programmet kommer att behöva utfästa och godkänna, avseende erbjudanden eller försäljning av Lån i Irland, att det kommer att uppfylla: villkoren i Europeiska Gemenskapernas (Marknader för Finansiella Instrument) Förordning 2007 (nr 1 till 3) (såsom ändrad), inklusive, utan begränsning, Förordning 7 och 152 därav eller andra förhållningsregler som används i samband därmed och villkoren i Investor Compensation Act 1998; villkoren i Companies Acts 1963 to 2012 (såsom ändrad), Central Bank Acts 1942 to 2013 (såsom ändrad) och varje annan förhållningsregel som utfärdats under avsnitt 117(1) i Central Bank Act 1989; och villkoren i Market Abuse (Direktiv 2003/6/EG) Direktivet 2005 (såsom ändrad) och varje regel som utfärdats enligt avsnitt 34 i Investment Funds, Companies and Miscellaneous Provisions Act 2005 av Central Bank.</p>
	<p>Varje Emissionsinstitut har utfäst och godkänt, och varje ytterligare Emissionsinstitut som utses under Programmet kommer behöva utfästa och godkänna, att de inte har erbjudit eller sålt, eller kommer erbjuda eller sälja, direkt eller indirekt, Lån till allmänheten i Frankrike och att det inte har distribuerat eller orsakat distribution, och att det inte kommer att distribuera eller orsaka distribution av Grundprospektet, de relevanta Slutliga Villkoren eller någon annan typ av erbjudandematerial relaterat till Lånen, till allmänheten i Frankrike, och att sådant erbjudande och sådan försäljning och distribution i Frankrike har och endast kommer göras till (a) leverantörer av investeringstjänster relaterade till portföljhantering för tredjeparts konton (<i>personnes fournissant le service d'investissement de gestion de portefeuille pour compte de tiers</i>), och/eller (b) kvalificerade investerare (<i>investisseurs qualifiés</i>), samtliga såsom definierade, och i enlighet med, artiklarna L.411-1, L.411-2 och D.411-1 i den franska lagen <i>monétaire et financier</i>.</p> <p>Lån som faller in under begreppet "derivatinstrument" enligt Avsnitt 2 i SMA, Direktivet 2004/39/EC (MiFID-direktivet) och Kommissionens förordning Nr. EC/1287/2006 (Implementeringsföreskrifter för MiFID), samtliga såsom ändrade från tid till annan, får endast erbjudas i Estland efter lämplighets- och vederbörlighetsbedömning av det relevanta strukturerade instrumentet för investeraren i enlighet med tillämplig estnisk och europeisk lagstiftning.</p>

		<p>Varje Emissionsinstitut har utfäst och godkänt, och varje ytterligare Emissionsinstitut som utses under Programmet kommer behöva utfästa och godkänna, att Lånen inte har erbjudits eller kommer erbjudas i Litauen genom erbjudande till allmänheten såvida detta inte är i enlighet med alla tillämpliga bestämmelser under Litauens lagar och i synnerhet i enlighet med Lagen om Värdepapper i Republiken Litauen från 18 januari 2007 Nr. X-1023 och alla föreskrifter eller regler som gjorts därunder, såsom ändrad från tid till annan.</p> <p>Lånen har inte registrerats under Lagen om Marknaden för Finansiella Instrument i Lettland och kan således inte erbjudas eller säljas till allmänheten i Lettland. Varken någon Emittent eller något av Emissionsinstituten har godkänt, eller får godkänna, att Lån erbjuds i Lettland annat än i enlighet med lagarna i Republiken Lettland.</p> <p>Varje Emissionsinstitut har utfäst och godkänt, och varje ytterligare Emissionsinstitut som utses under Programmet kommer behöva utfästa och godkänna, att det inte har erbjudit eller sålt och ej heller kommer erbjuda, sälja eller leverera något av Lånen direkt eller indirekt i Danmark genom erbjudande till allmänheten, såvida detta ej sker i enlighet med den danska Lagen om Värdepappershandel (<i>Værdipapirhandelsloven</i>), såsom ändrad från tid till annan, och verkställande beslut som utfärdats därunder.</p>
		<p>Varje Emissionsinstitut har utfäst och godkänt, och varje ytterligare Emissionsinstitut som utses under Programmet kommer behöva utfästa och godkänna, att det inte kommer erbjuda Lånen till allmänheten i Finland, såvida detta inte sker i enlighet med alla tillämpliga Finska lagbestämmelser och särskilt i enlighet med den Finska Värdepapperslagen (495/1989) och varje bestämmelse därunder, såsom ändrad från tid till annan.</p> <p>Varje Emissionsinstitut har utfäst och godkänt, och varje ytterligare Emissionsinstitut som utses under Programmet kommer behöva utfästa och godkänna, att det kommer lyda alla tillämpliga lagar, bestämmelser och riktlinjer för erbjudande av Lånen i Norge. Lån i norska Krone kan inte erbjudas eller säljas inom Norge eller till personer med hemvist i Norge, eller för deras vägnar, såvida inte föreskriften relaterad till erbjudandet av VPS-Lån och registrering i VPS har åttlytts.</p>
		<p>Varje Emissionsinstitut har utfäst och godkänt, och varje ytterligare Emissionsinstitut som utses under Programmet kommer behöva utfästa och godkänna, att det enbart har erbjudit och enbart kommer att erbjuda Lån till allmänheten (<i>oferta pública</i>) i Spanien i enlighet med den spanska lagen om värdepappersmarknaden (<i>Ley 24/1988 de 28 de julio, del Mercado de Valores</i>) ("<b>LMV</b>"), kungligt dekret 1310/2005, av den 4 november, vilken delvis ändrar spansk värdepappersmarknadsrätt avseende notering på allmänna andrahandsmarknader, erbjudanden till allmänheten och prospektet som krävs därtill och regelverken som upprättas därunder. Lånen får inte erbjudas eller säljas i Spanien förutom av institut som är auktoriserade i enlighet med LMV och kungligt dekret 217/2008 av den 15 februari, om den rättsordning som är tillämplig på företag som utför investeringstjänster, att erbjuda investeringstjänster i Spanien, och med åttlydande av bestämmelserna i LMV och alla andra tillämpliga lagar.</p>

		<p>Lånen har inte och kommer inte att registreras under Lagen om Finansiella Instrument och Handel i Japan (Lag Nr. 25 från 1948, såsom ändrad, ”FIEA”) och varje Emissionsinstitut har utfäst och godkänt, och varje ytterligare Emissionsinstitut som utses under Programmet kommer behöva utfästa och godkänna, att de inte kommer erbjuda eller sälja några Lån, direkt eller indirekt, i Japan eller till, eller till fördel för, bofasta personer i Japan, eller till andra för att återerbjudanden eller återsäljning, direkt eller indirekt, i Japan eller till, eller till förmån för, bofasta personer i Japan, förutom i enlighet med ett undantag från registreringskraven i, och även i övrigt i enlighet med FIEA och varje annan tillämplig lag, föreskrift och riktlinje från myndigheterna i Japan.</p> <p>Nollkupongslån av definitiv form kan endast överlåtas och accepteras, direkt eller indirekt, inom, från eller till Nederländerna genom försorgen av antingen någon av Emittenterna eller ett medlemsföretag i Euronext Amsterdam by N.V. Euronext i full överensstämmelse med den Nederländska lagen om Besparingscertifikat (<i>Wet inzake spaarbewijzen</i>) från 21 maj 1985 (såsom ändrad) och dess implementeringsföreskrifter.</p>
C.8	<p><b>Rättigheter kopplade till Lånen, inklusive rangordning och begränsningar av sådana rättigheter</b></p>	<p><b>Lånens status:</b> Lånen utgör icke-säkerställda och icke-efterställda förpliktelser för den relevanta Emittenten och rangordnas <i>pari passu</i> utan någon preferens mellan sig själva och minst <i>pari passu</i> gentemot alla övriga av den relevanta Emittentens nuvarande och framtida utestående icke-säkerställda och icke-efterställda förpliktelser.</p> <p><b>Valörer:</b> Lån kommer ges ut i sådana valörer som kan finnas angivna i de relevanta Slutliga Villkoren, föremål för (i) en lägsta valör om €1 000 (eller dess motsvarighet i andra valutor), och (ii) i enlighet med alla tillämpliga juridiska och/eller regulatoriska och/eller centralbankskrav.</p> <p><i>Lånen är utställda i valör(erna) [ ].</i></p> <p><b>Åtagande att inte ställa säkerhet:</b> Ingen.</p> <p><b>Korsvisa uppsägningsgrunder:</b> Ingen.</p>
		<p><b>Beskattning:</b> Alla betalningar med hänsyn till Lånen kommer göras utan källskatt eller avdrag för skatt såvida inte detta fordras av svensk eller finsk lag, föreskrifter eller andra regler, eller beslut från finska eller svenska myndigheter. I händelse av att någon av Emittenterna måste göra avdrag för eller undanhållande av finsk eller svensk skatt för någon som inte omfattas av beskattning i Sverige eller Finland kommer Emittenten betala ett tilläggsbelopp för att säkerställa att de relevanta innehavarna av Lån, vid förfallodagen, kommer erhålla ett nettobelopp som är lika med det belopp som innehavarna skulle ha erhållit om det inte vore för avdragen eller de undanhållna beloppen, förutom i enlighet med vissa sedvanlig undantag.</p> <p><b>Gällande lag:</b> Lånen och alla icke-avtalsenliga förpliktelser som uppstår ur eller i samband med Lånen styrs av antingen brittisk lagstiftning, finsk lagstiftning, svensk lagstiftning, dansk lagstiftning eller norsk lagstiftning, förutom att (i) registreringen av VP-Lån i VP styrs av dansk lagstiftning, (ii) registreringen av VPS-Lån i VPS styrs av norsk lagstiftning, (iii) registreringen av Svenska Lån i Euroclear Sweden styrs av svensk lagstiftning, och (iv) registreringen av Finska Lån i Euroclear Finland styrs av finsk lagstiftning.</p> <p><i>Lånen styrs av [brittisk lagstiftning / finsk lagstiftning / dansk lagstiftning / svensk lagstiftning / norsk lagstiftning].</i></p> <p><b>Verkställighet av Lån i Global Form:</b> Gällande Globala Lån kommer den individuella investerarens rättigheter mot den relevanta Emittenten att styras</p>



	av ett sidoavtal daterad till 20 december 2013 ("Sidoavtalet") av vilket det kommer finnas en kopia tillgängligt för inspektion på det angivna kontoret för Citibank, N.A., London Branch som fiscal agent ("Fiscal Agent").
--	--

C.9	Rättigheter kopplade till Lånen (fortsättning), inklusive information angående Ränta, Förfallodag, Avkastning och Representant för Innehavarna:	<p><b>Ränta:</b> Lån kan vara räntebärande eller icke-räntebärande. Ränta (om så förekommer) kan:</p> <ul style="list-style-type: none"> <li>- utgå baserad på fast kurs eller rörlig kurs;</li> <li>- vara inflationsskyddad, varigenom det räntebelopp som ska betalas är kopplat till ett konsumentprisindex eller annat inflationsmått;</li> <li>- vara länkade till huruvida en Kredithändelse inträffar eller ej med avseende på skuldförpliktelsena för en eller flera referensenheter ("Kreditlänkade Lån" eller "CLN"). En Kredithändelse är en bolagshändelse som vanligtvis gör att en fordringsägare för Referensenheten drabbas av en förlust (t.ex. konkurs eller underlåtenhet att betala). Om en Kredithändelse inträffar för en Referensenhet, kan det nominella belopp som används för beräkning av ränta som ska betalas minskas. Se avsnitt C.10 för ytterligare information;</li> <li>- vara kumulativa, förutsatt att vissa värdeutvecklingströsklar har uppnåtts;</li> <li>- vara länkade till utvecklingen för en specificerad referenskurs (som skulle kunna vara en räntekurs eller en inflationsåtgärd) under en specificerad period jämfört med ett antal förbestämda lösenpris/barriärnivåer, där ett sådant räntebelopp också kan vara föremål (i vissa fall) för tak/golv;</li> </ul>
		<ul style="list-style-type: none"> <li>- vara länkade till prestationen hos en eller flera korgar med underliggande tillgångar (envar en "Referenstillgång" och tillsammans en "Korg") eller en specifik Referenstillgång i relevant Korg (till exempel Referenstillgången med sämst värdeutveckling) jämfört med en förbestämd lösenprisnivå; och/eller</li> <li>- vara länkade till den procentandel av Referenstillgångarna i Korgen som är över en förbestämd barriärnivå vid varje arbetsdag, upp till och inkluderande det relevanta räntebetaldningsdatumet (vart och ett utgörande en "Räntebetaldningsdag").</li> </ul> <p>Den tillämpliga räntesatsen eller dess beräkningsmetod kan variera vid olika tidpunkter eller vara konstant för en Serie av Lån. Lån kan ha en maxränta, minimiränta eller både och. Ränteperiodernas längd för Lånen kan också variera vid olika tidpunkter eller vara konstant för en Serie Lån. Ränta på Lånen kan också utgå på grundval av en kombination av olika strukturer.</p> <p><i>Uppskjuten Ränta:</i> om Uppskjuten Ränta tillämpas på Lånen ska alla betalningar av ränta som annars hade förfallit till betalning enligt tillämplig räntestruktur eller tillämpliga räntestrukturer uppskjutas till det tidigare av Återbetalningsdagen eller den dag som förtida återbetalning av hela Lånen görs.</p>

*Valutakomponenter:* om Valuta-komponenter tillämpas på en eller flera Räntebetalningsdagar ska det räntebelopp för den relevanta Räntebetalningsdagen eller de relevanta Räntebetalningsdagarna, bestämt i enlighet med de räntenivåstrukturer som är tillämpliga på de specifika Lånen, multipliceras med en faktor som återspeglar variationen i en eller flera utländska valutakurser för den tillämpliga ränteperioden, för att avgöra den faktiska räntan som ska betalas.

[Valutakomponenten (Ränta) är [tillämplig på följande Räntebetalningsdagar: [ ]/Ej tillämplig] [Underliggande utländska valutakursen är: [ ]]

*Lånen har ingen ränta./Lånen är räntebärande:*

*Räntebas:* [ ].

*Nominell räntesats:* [ ].

*Räntans startdatum:* [ ].

*Räntebetalningsdag(ar):* [ ].

*Uppskuten Ränta:* [Tillämplig/Ej tillämplig]

*Beskrivning av underliggande Referenskurs/Referenstillgång(ar):* [ ].]

*Information om historisk och framtida utveckling av Referenskursen och Referenstillgångar kan inhämtas från:* [ ].

[Marginal: +/- [ ].]

[Högsta Räntesats: [ ].]

[Lägsta Räntesats: [ ].]

[Dagberäkningsmetod: [ ].]

**Återbetalning:** Den relevanta Emittenten återbetalar Lånen med deras återbetalningsbelopp ("**Återbetalningsbelopp**") och på den/de återbetalningsdag(ar) ("**Återbetalningsdag**") som specificeras i de Slutliga Villkoren.

Återbetalningsbeloppet kan vara en kombination av ett fast belopp ("**Basåterbetalningsbelopp**") och ett eller flera tilläggsbelopp ("**Tilläggsbelopp**") vilka fastställs i enlighet med en eller flera av de värdeutvecklingsstrukturer som specificeras i avsnitt C.10 nedan. Återbetalningsbeloppet kan också vara ett bestämt belopp, eller bestämmas direkt i enlighet med en eller flera av de värdeutvecklingsstrukturerna specificerade i avsnitt C.10 nedan.

Tilläggsbeloppet kan komma att adderas till, eller subtraheras från, Basåterbetalningsbeloppet i syfte att beräkna Återbetalningsbeloppet som ska betalas vid förfallodagen, och kan vara negativt. Som en följd kan en Innehavare under vissa förhållanden erhålla ett belopp lägre än Lånens Kapitalbelopp vid dess slutliga återbetalning. De Slutliga Villkoren specificerar vilken av värdeutvecklingsstrukturerna som är tillämplig på respektive Serie av Lån.

	<p>Förtida återbetalning av Lån kan eventuellt bli tillåtet (i) på begäran av den relevanta Emittenten eller innehavaren av Lån, i enlighet med Villkoren, <b>förutsatt att</b> sådan förtida återbetalning tillåts enligt med de Slutliga Villkoren, (ii) om den relevanta Emittenten har eller kommer att bli tvungen att betala vissa tillkommande belopp med avseende på Lånen som ett resultat av någon eventuell ändring av skattelagarna i jurisdiktionen där den relevanta Emittenten har sitt säte eller (iii) till viss del, efter att någon Kredithändelse inträffat i förhållande till en eller flera Referensenheter</p> <p>Där en av värdeutvecklingsstrukturerna ”Autocall” gäller kommer, om den avkastning som skapas av Korgen eller viss(a) Referenstillgång(ar) är lika med eller över en förbestämd barriärnivå vid något specificerat datum, den relevanta Emittenten att återbetala Lånen i förtid på nästkommande förtida återbetalningsdag med ett belopp som är lika med Lånens Kapitalbelopp, tillsammans med en förbestämd kupong (om sådan finns).</p> <p>Om så angivits i de Slutliga Villkoren, kan det belopp som ska betalas vid förtida återbetalning (<b>”Förtida Återbetalningsbelopp”</b>) reduceras med ett belopp som fastställs av Beräkningsagenten, som är lika med summorna av de kostnader, utgifter, skatter och tullavgifter som den relevanta Emittenten ådragit sig i samband med den förtida Återbetalningen.</p> <p><i>Såvida inte dessförinnan återbetalda, eller köpta och upphävda, kommer Lånen att bli återbetalade med [par/deras Återbetalningsbelopp om [ ] per Beräkningsbelopp/ett belopp beräknat i enlighet med värdeutvecklingsstrukturen[/erna] som finns specificerad i avsnitt C.10 nedan/ett belopp uppgående till summan av Basåterbetalningsbeloppet om [ ] och Tilläggsbeloppet[/en] beräknat i enlighet med värdeutvecklingsstrukturen(-erna) som specificeras i avsnitt C.10 nedan]. [Lån kan inlösas före den planerade Återbetalningsdagen efter val av Emittenten/Innehavarna]/[Lånen har Autocallstruktur]</i></p> <p><i>Återbetalningsdagen är [ ]/Lånen är återbetalningsbara genom Avbetalningar på [ ].</i></p> <p><b>Pris:</b> Priset för varje Tranch av Lån som ska ges ut under Programmet kommer att fastställas av den relevanta Emittenten vid tiden för när Lånen ges ut, i enlighet med rådande marknadsförhållanden.</p>
	<p><i>Priset för Lånen är: [•].</i></p> <p><b>Avkastning:</b> Avkastningen på varje Tranch av Lån kommer att beräknas på grundval av det relevanta priset på det relevanta lånedatumet. Det är inte en indikation om framtida avkastning.</p> <p><i>Baserat på Priset på [ ] på Lånedatumet, är den förväntade avkastningen från Lånen [ ] procent per år.</i></p> <p><b>Representant för Innehavarna:</b> Ej tillämpligt. Det finns ingen representant utsedd som ska agera på uppdrag av Innehavarna.</p>

		<p><b>Ersättning av Referenstillgång, förtida beräkning av Återbetalningsbeloppet eller tillägg till Villkoren:</b> Där så är tillämpligt i enlighet med Villkoren får den relevanta utgivaren byta ut en Referenstillgång, utföra en förtida beräkning av Återbetalningsbeloppet eller göra eventuellt tillägg till Villkoren i den mån relevant Emittent bedömer detta som nödvändigt, om vissa händelser inträffar, inklusive marknadsavbrott, avbrott i riskhantering, förändring i lagstiftning eller marknadspraxis, priskorrigeringar och andra relevanta utvecklingar som påverkar en eller fler av den/de underliggande Referenstillgången(-arna) eller några hedging-arrangemang ingångna av en eller flera entiteter inom Nordea-koncernen för att säkra den relevanta Emittentens förpliktelser i förhållande till Lånen.</p>
<b>C.10</b>	<b>Derivat-komponenter:</b>	<p>De värdeutvecklingsstrukturer som beskrivs nedan bestämmer på vilket sätt värdeutvecklingen hos den/de relevanta Referenstillgången(-arna) eller Referensenheterna påverkar Återbetalningsbeloppet och/eller Tilläggsbeloppet för Lånen. Den relevanta Emittenten kan välja att kombinera två eller fler värdeutvecklingsstrukturer när Lån ges ut:</p> <p><i>"Basket Long" struktur:</i> Tilläggsbeloppet är lika med Lånens Kapitalbelopp multiplicerat med (i) ett belopp som återspeglar Korgens avkastning ("<b>Korgavkastningen</b>") och (ii) en ratio som används för att bestämma innehavarens exponering mot utvecklingen för de olika Referenstillgångarna ("<b>Deltagandegrad</b>"). Utvecklingen för en Referenstillgång bestäms med hänvisning till det belopp med vilket slutkursen ("<b>Slutkursen</b>") överstiger Referenstillgångens startkurs ("<b>Referenstillgångsavkastning</b>"). Slutkursen kan bestämmas på grundval av ett genomsnittsvärde på Referenstillgången under Lånens giltighetstid (dvs. det finns flera värderingstidpunkter under giltighetstiden, varje sådan ett "<b>Värderingsdatum</b>"), men det kan även bestämmas på grundval av en enda värdering. Referenstillgångsavkastningen eller Korgavkastningen kan dessutom bli föremål för ett golv, vilket agerar som en lägsta nivå för utveckling, eller ett tak, vilket agerar som en högsta nivå för utveckling.</p>
		<p><i>"Basket Short" struktur:</i> Tilläggsbeloppet är lika med Lånens Kapitalbelopp multiplicerat med (i) Korgavkastningen och (ii) Deltagandegraden. Om Referenstillgångarnas utveckling inom Korgen är positiv kommer detta att få en negativ inverkan på den sammantagna avkastning som skapats av Korgen och därför den avkastning som ska betalas till Innehavarna. Om Referenstillgångarnas prestation inom Korgen är negativ kommer detta att få en positiv inverkan på den sammantagna avkastning som skapats av Korgen och därför den avkastning som ska betalas till Innehavarna. Referenstillgångsavkastningen och/eller Korgavkastningen kan också vara föremål för ett golv eller ett tak, såsom beskrivet ovan.</p>
		<p>Om inte annat stadgas kan Korgavkastningen som används i någon av värdeutvecklingsstrukturerna beräknas antingen med utgångspunkt från "Basket Long" eller "Basket Short"-strukturerna, såsom framgår i de tillämpliga Slutliga Villkoren.</p> <p><i>[Korgavkastningen bestäms i enlighet med "Basket Long"/"Basket Short"-strukturen]/[Korgavkastning ej tillämpligt]</i></p> <p><i>"Barriär Outperformance" struktur:</i> om Korgens utveckling överstiger en specificerad barriärnivå, kommer Tilläggsbeloppet att utgöra en förbestämd maximal Korgavkastning. Om den specificerade barriärnivån inte överskrids kommer Tilläggsbeloppet att vara noll.</p>

	<p><i>"Barriär Underperformance" struktur:</i> om Korgens utveckling faller under en specificerad barriärnivå, kommer Tilläggsbeloppet att utgöra en förbestämd maximal Korgavkastning. Om den specificerade barriärnivån inte överskrids kommer Tilläggsbeloppet att vara noll.</p> <p><i>"Best of/Worst of" Barriär" struktur:</i> Detta är detsamma som "Barriär Outperformance" strukturen, förutom att observationen av barriärnivån och beräkningen av Tilläggsbeloppet kommer att bestämmas med hänvisning till värdeutvecklingen hos Referenstillgången med den Nth bästa värdeutvecklingen snarare än Korgen som helhet.</p> <p>Referenstillgången med den Nth bästa värdeutvecklingen kommer vara Referenstillgången med den Nth högsta Referenstillgångsavkastningen, där "N" ska vara den siffra som anges i Slutliga Villkor.</p> <p><i>"Best of/Worst of" Barriär Underperformance" struktur:</i> Detta är detsamma som "Barriär Underperformance" strukturen, förutom att observationen av barriärnivån och beräkningen av Tilläggsbeloppet kommer att bestämmas med hänvisning till värdeutvecklingen hos den Referenstillgång med den Nth bästa värdeutvecklingen snarare än Korgen som helhet.</p> <p><i>"Autocallstruktur Long":</i> Om Korgavkastningen understiger en förbestämd riskbarriärnivå på en relevant observationsdag ("<b>Riskbarriärobservationsdag</b>"), kommer Tilläggsbeloppet beräknas genom att multiplicera Lånens Kapitalbelopp med Deltagandegraden och det lägre av Korgavkastningen och den på förhand bestämda högsta Korgavkastningen. Om Korgavkastningen på en Riskbarriärobservationsdag inte understiger den förbestämda riskbarriärnivån, kommer Tilläggsbeloppet att vara lika med Lånens Kapitalbelopp multiplicerat med Deltagandegraden 2 och det högre av (i) Korgavkastningen och (ii) en förbestämd lägsta Korgavkastning. En Kupong kan också vara förfallen till betalning (se avsnitt C.9 för detaljerad information angående Kupongen). Lånen kommer dessutom att vara föremål för förtida återbetalning om den avkastning som genereras av Korgen överstiger den relevanta inlösenbarriärnivån på någon observationsdag.</p> <p><i>"Autocallstruktur Kort":</i> denna struktur liknar "Autocallstruktur Long" med den skillnaden att den positiva utvecklingen för Referenstillgångarna inom Korgen kommer att ha en negativ inverkan på Lånens avkastning.</p> <p><i>"Replacement Basket" struktur:</i> Tilläggsbeloppet beräknas på liknande sätt som för Basket Long-strukturen, med skillnaden att de avkastningar som genereras av Referenstillgångarna med bäst värdeutveckling ersätts med ett förbestämt värde för syftet att bestämma Korgens totala värdeutveckling.</p>
	<p><i>"Locally Capped Basket" struktur:</i> Tilläggsbeloppet beräknas på liknande sätt som för Basket Long-strukturen eller Basket Short-strukturen, med skillnaden att den avkastning som genereras av varje Referenstillgång är föremål för ett förbestämt maximalt procentvärde för syftet att bestämma Korgens totala värdeutveckling.</p> <p><i>"Rainbow" struktur:</i> Tilläggsbeloppet beräknas på liknande sätt som Basket Long eller Basket Short-strukturen, med skillnaden att Referenstillgångarnas viktning inom Korgen bestäms med hänvisning till tillgångarnas relativa värdeutveckling. Varje Referenstillgång mäts separat på förfalldagen och rangordnas beroende på respektive enskild tillgångs värdeutveckling. Referenstillgångens vikt i Korgen bestäms av vad som framgår i Slutliga Villkor.</p>

*”Booster”* strukturer: Boosterstrukturer har en förbättrad positiv eller negativ avkastning som baseras på utvecklingen i den underliggande Referenstillgången eller de underliggande Referenstillgångarna. Investerarens exponering mot utvecklingen i Referenstillgången kan öka eller minska genom tillämpning av olika deltagandegrader. Inom en *”Booster Long”*-struktur kommer den positiva utvecklingen för Referenstillgångarna ha en positiv effekt på avkastningen på Lånen. I en *”Booster Short”*-struktur kommer en positiv utveckling i för Referenstillgångarna ha en negativ effekt på avkastningen på Lånen.

*”Booster Riskbarriär Long”* struktur: Tilläggsbeloppet kommer bero på den avkastning som genereras av Korgen i jämförelse med en förbestämd barriärnivå för en Värderingsdag och Korgens startvärde. Om Korgavkastningen motsvarar eller överstiger Korgens startvärde på den slutliga Värderingsdagen kommer Tilläggsbeloppet beräknas genom att multiplicera Lånens Kapitalbelopp med Deltagandegraden och Korgavkastningen på den slutliga Värderingsdagen. Om Korgavkastningen motsvarar eller överstiger barriärnivån på alla Värderingsdagar men under Korgens startvärde på den slutliga Värderingsdagen kommer Tilläggsbeloppet vara noll. Om Korgavkastningen understiger barriärnivån på någon Värderingsdag och under Korgens startvärde på den slutliga Värderingsdagen kommer Tilläggsbeloppet beräknas med referens till Korgavkastningen och en annan deltagandegrad, vilket kan resultera i ett Återbetalningsbelopp som är lägre än Kapitalbeloppet. Om utvecklingen för en Referenstillgång inom Korgen är positiv kommer detta ha en positiv inverkan på den totala avkastningen som genereras av Korgen. Om utvecklingen i en Referenstillgång inom Korgen är negativ kommer detta ha en negativ inverkan på den totala avkastningen som genereras av Korgen och således på Tilläggsbeloppet.

*”Booster Riskbarriär Short” struktur:* Tilläggsbeloppet beräknas på ett liknande sätt som för “Booster Riskbarriär Long”-strukturen. Skillnaden är att när utvecklingen för Korgen är positiv kommer detta ha en negativ inverkan på Tilläggsbeloppet. Om utvecklingen för Korgen är negativ kommer detta ha en positiv inverkan på Tilläggsbeloppet.

***I förhållande till Lån som emitteras i enlighet med villkoren för grundprospektet daterat 20 december 2013 och tilläggsprospektet daterat 14 februari 2014 (”December 2013-villkoren”), som inkorporeras genom hänvisning till detta Grundprospektet, kan ”Booster Riskbarriär”-strukturerna sammanfattas enligt följande:***

- *”Booster Riskbarriär Short” struktur:* Tilläggsbeloppet kommer bero på den avkastning som genererats av Korgen i jämförelse med en förbestämd barriärnivå för en Värderingsdag och Korgens startvärde. Om summan av Korgavkastningen och 1 ligger på eller över Korgens startvärde på någon Värderingsdag kommer Tilläggsbeloppet beräknas genom att multiplicera Lånens Kapitalbelopp med Deltagandegraden och Korgavkastningen. Om summan av Korgavkastningen och 1 är på eller över barriärnivån på alla Värderingsdagar men under Korgens startvärde på någon Värderingsdag kommer Tilläggsbeloppet vara noll. Om summan av Korgavkastningen och 1 ligger under barriärnivån på någon Värderingsdag och under Korgens startvärde på någon Värderingsdag kommer Tilläggsbeloppet beräknas med referens till Korgavkastningen och en annan deltagandegrad, vilket kommer resultera i ett Återbetalningsbelopp som är lägre än Kapitalbeloppet. Om utvecklingen för en Referenstillgång inom Korgen är positiv kommer detta ha en negativ inverkan på den totala avkastningen som genereras av Korgen. Om utvecklingen i en Referenstillgång inom Korgen är negativ kommer detta ha en positiv inverkan på den totala avkastningen som genereras av Korgen och således på det belopp som ska betalas vid återbetalning av Lånen.
- *”Booster Riskbarriär Long” struktur:* Tilläggsbeloppet beräknas på ett liknande sätt som för “Booster Riskbarriär Short”-strukturen. Skillnaden är att när utvecklingen för en Referenstillgång inom Korgen är positiv kommer detta ha en positiv inverkan på den totala avkastningen som genereras av Korgen. Om utvecklingen för en Referenstillgång inom Korgen är negativ kommer detta ha en negativ inverkan på den totala avkastningen som genereras av Korgen och således på beloppet som ska betalas vid återbetalning av Lånen.

Lånen [är/är inte] utgivna i enlighet med December 2013-villkoren.

*”Twin Win”-struktur:* Tilläggsbeloppet beräknas på ett liknande sätt som för “Basket Long”-strukturen – om utvecklingen av Korgen är positiv så kommer Tilläggsbeloppet också att vara positivt. Om utvecklingen av Korgen är negativ men över en förutbestämd Barriärnivå kommer Tilläggsbeloppet också att vara positivt. Om utvecklingen för Korgen är negativ men under den relevanta Barriärnivån kommer Tilläggsbeloppet också att vara negativt och Återbetalningsbeloppet kan därför komma att understiga Lånens Kapitalbelopp.

	<p><i>"Bonus Booster Short" struktur:</i> Tilläggsbeloppet beräknas på ett liknande sätt som för "Booster Riskbarriär Short"-strukturen med skillnaden att om avkastningen som genereras av Korgen inte ligger under barriärnivån på de(n) relevanta Värderingsdagen(/arna), kommer Tilläggsbeloppet vara det högre av (i) en förbestämd kupongnivå och (ii) ett belopp som beräknas genom att multiplicera Kapitalbeloppet med Deltagandegraden och Korgavkastningen. En positiv utveckling för Referenstillgångarna inom Korgen kommer ha en negativ inverkan på den totala avkastningen som genereras av Korgen.</p> <p><i>"Bonus Booster Long" struktur:</i> Tilläggsbeloppet beräknas på ett liknande sätt som för "Bonus Booster Short"-strukturen. Skillnaden är att när utvecklingen för Referenstillgångarna inom Korgen är positiv kommer detta ha en positiv inverkan på den totala avkastningen som genereras av Korgen. Om utvecklingen i Referenstillgångarna inom Korgen är negativ kommer detta ha en negativ inverkan på den totala avkastningen som genereras av Korgen.</p> <p><i>"Periodsumme"-struktur</i> Tilläggsbeloppet kommer baseras på den ackumulerade summan av de relativa procentuella ändringarna i den underliggande Korgen för ett antal förbestämda värderingsperioder under löptiden för Lånen. Följande funktioner kan även användas: (i) de relativa ändringarna i den underliggande Korgen kan lokalt tilldelas tak/golv-nivåer för varje värderingsperiod, (ii) den ackumulerade summan av de relativa ändringarna kan bli föremål för ett globalt tak/golv, och (iii) produkten kan ha en lock-in-funktion som innebär att den ytterligare avkastningen minst kommer vara lika med lock-in-nivån om den ackumulerade avkastningen på någon värderingsdag har nått en förbestämd lock-in-nivå.</p> <p><i>"Omvänd Periodsumme" struktur:</i> denna är väldigt lik "Periodsumme"-strukturen, men den ytterligare avkastningen beräknas genom att subtrahera de relativa procentuella ändringarna i den underliggande Korgen (för ett antal förbestämda värderingsperioder) från en förbestämd startkupong.</p> <p><i>"Ersättande Periodsumme" struktur:</i> denna är väldigt lik "Periodsumme"-strukturen där skillnaden ligger i att avkastningarna som genereras av ett visst antal av värderingsperioderna med bäst utveckling byts ut mot ett förbestämt belopp.</p> <p><i>"Omvänd Ersättande Periodsumme" struktur:</i> denna är väldigt lik "Omvänd Periodsumme"-strukturen där skillnaden är att avkastningarna som genereras av ett visst antal av värderingsperioderna med bäst utveckling byts ut mot ett förbestämt belopp.</p> <p><i>"Rainbow Ersättande Periodsumme" struktur:</i> utvecklingen i varje individuell Referenstillgång beräknas på samma grund som "Periodsumme"-strukturen. Skillnaden här är att vägningen av varje Referenstillgång inom Korgen bestäms efter det att utvecklingen i varje Referenstillgång är känd, enligt principen att den bäst presterande underliggande ges högst vikt och så vidare.</p>
--	---



	<p><i>"Omvänd konvertibel" struktur:</i> om Korgavkastningen ligger på eller över Korgens startnivå, kommer Återbetalningsbeloppet vara lika med Lånens Kapitalbelopp. Om Korgens avkastning ligger under Korgens startnivå kommer Återbetalningsbeloppet att vara lika med Kapitalbeloppet minus ett belopp som beräknas genom att multiplicera Kapitalbeloppet med Deltagandegraden och Korgavkastningen och därmed få fram ett Återbetalningsbelopp som är lägre än Lånens Kapitalbelopp. En positiv utveckling i Referenstillgångarna inom Korgen kommer ha en positiv inverkan på den totala avkastningen på Lånen och tvärtom kommer en negativ utveckling i de individuella Referenstillgångarna ha en negativ inverkan på den totala avkastningen på Lånen.</p> <p><i>"Omvänd Konvertibel Riskbarriär" struktur:</i> om Korgens avkastning ligger under Barriärnivån på någon Värderingsdag, och om Korgavkastningen vid den slutliga Värderingsdagen ligger under Korgens Startnivå kommer Återbetalningsbeloppet beräknas genom att multiplicera Lånens Kapitalbelopp med Deltagandegraden och Korgavkastningen och beloppet som ges kommer att adderas till Lånens Kapitalbelopp (i det här fallet kommer Återbetalningsbeloppet vara lägre än Kapitalbeloppet). Annars är Återbetalningsbeloppet lika med Lånens Kapitalbelopp.</p> <p><i>"Best of/Worst of Omvänd Konvertibel"-struktur:</i> Återbetalningsbeloppet beräknas på samma sätt som i "Omvänd Konvertibel Riskbarriär"-strukturen, förutom att den möjliga negativa utbetalningen bestäms med referens till utvecklingen för Referenstillgången med Nth bäst värdeutveckling (i motsats till den totala utvecklingen i Korgen).</p> <p><i>Up and In Option:</i> Tilläggsbeloppet beräknas som produkten av Deltagandegraden, Lånens Kapitalbelopp och differensen mellan Korgens slutliga värde och Korglösenivån under förutsättning att Korgen, på varje Värderingsdag under Lånens löptid, har utvecklats på eller över den förbestämda Barriärnivån. Om Barriärnivån inte har nåtts vid någon Värderingsdag kommer Tilläggsbeloppet vara lika med noll och Återbetalningsbeloppet kommer vara lika med Lånens Kapitalbelopp.</p> <p><i>Up and out Option:</i> Tilläggsbeloppet beräknas som produkten av Deltagandegraden, Kapitalbeloppet och differensen mellan Korgens slutliga värde och Korglösenivån, eller, om det är högre, en förbestämd kupongnivå under förutsättning att Korgen, vid varje Värderingsdag under Lånens löptid, har utvecklats på eller över den förbestämda Barriärnivån. Om Barriärnivån inte har nåtts vid någon Värderingsdag kommer Tilläggsbeloppet vara lika med noll och Återbetalningsbeloppet kommer vara lika med Lånens Kapitalbelopp.</p> <p><i>Down and Out Basket Option:</i> Tilläggsbeloppet beräknas som produkten av Deltagandegraden, Lånens Kapitalbelopp och differensen mellan Korgens slutliga värde och Korglösenivån, om Korgen inte, vid någon Värderingsdag under Lånens löptid, har utvecklats upp till eller över en förbestämd Barriärnivå. Detta innebär att om Barriärnivån överskrids på någon Värderingsdag, är Tilläggsbeloppet noll.</p> <p><i>Worst of Down and Out Basket Option:</i> Denna struktur är identisk med Down and Out Basket Option-strukturen förutom att Tilläggsbeloppet beräknas med hänvisning till Referenstillgången med sämst värdeutveckling istället för hela Korgen.</p>
--	--

*Worst of Calloption:* Worst of Calloption-strukturen ger Innehavaren en exponering mot Referenstillgången med sämst värdeutveckling i Korgen. Tilläggsbeloppet som ska betalas till Innehavaren kommer vara det högre av noll och Referenstillgångsavkastningen för Referenstillgången med sämst värdeutveckling.

*Outperformance Option:* Medan Tilläggsbeloppet avseende en vanlig Korgstruktur är beroende av den absoluta utvecklingen för en Korg som består av en eller flera Referenstillgångar beror utbetalningen i en Outperformancesstruktur på den relativa utvecklingen för två Korgar, inte på den absoluta utvecklingen för varje Korg. Strukturen kan baseras på antingen två "Basket Long"-strukturer, två "Basket Short"-strukturer eller en "Basket Long"-struktur och en "Basket Short"-struktur.

*"Non-Tranched CLN" och "Tranched CLN" strukturer:* Återbetalningsbeloppet och, om tillämpligt, ränteutbetalningarna, baseras på de viktade förlusterna i samma eller olika portföljer av Referensenheter som ett resultat av att en eller flera Kredithändelser inträffar. För Tranched CLN:er kan det förekomma att en Kredithändelse inte har någon inverkan eller en mer proportionerlig inverkan på Återbetalningsbeloppet och, om relevant, ränteutbetalningar. Tranchfunktionen används för att bestämma andelen av förluster som en Innehavare kommer vara exponerad mot i händelse av att en Kredithändelse som påverkar en eller flera Referensenheter.

*"Nth to Default" och "Nth och N:te+1 to Default"-strukturer:* Återbetalningsbeloppet och, om tillämpligt, ränteutbetalningarna, baseras på antalet och ordningsföljden av Kredithändelser i samma Referensenhetsportfölj. Gällande Nth to Default-CLN:er, har inträffandet av N-1 Kredithändelser inte någon inverkan på Återbetalningsbeloppet och (om några) ränteutbetalningar, samtidigt som Nth Kredithändelsen kommer ha en mer än proportionerlig inverkan på dessa siffror. På samma sätt gällande Nth och Nth+1 to Default-CLN:erna kommer inverkan från den Nth och Nth+1 Kredithändelsen ha en mer än proportionerlig inverkan.

*Option CLN:* syftet med strukturen är att ge en investerare exponering mot kreditrisker (d.v.s. risken för att en Kredithändelse ska inträffa) inom en specifik marknad såsom europeiska eller amerikanska "investment grade"-bolag, eller högavkastande låntagare. Exponeringen uppstår genom utgivandet av Lån kopplade till index CDS-spreadar som motsvarar kostnaden för riskhantering avseende Kredithändelser som påverkar de bolag som ingår i ett index. Genom att använda en single option-värdeutvecklingsstruktur kan Emittenterna erbjuda strukturer varigenom investerare får fördelar av förändringar i kredit-spreadar, t.ex. om kredit-spreadar ökar till att överstiga eller sjunker till att understiga givna nivåer. Emittenterna kan också erbjuda strukturer där en investerare får fördelar av förändringar i kredit-spreadar men där den potentiella intjäningen är begränsad, t.ex. där en investerare får fördelar om kredit-spreadar sjunker till att understiga en viss given nivå, men inte ytterligare genom att spreadarna sjunker ytterligare under denna nivå. Genom att kombinera tre eller fyra utbetalningar kan Emittenterna erbjuda ytterligare strukturer.

*Digital Long*

Om Korgavkastningen vid den slutliga Värderingsdagen överstiger Korgenlösnivån kommer Tilläggsbeloppet vara lika med Lånets Kapitalbelopp multiplicerat med Kupongen.

	<p>Om Korgavkastningen inte överstiger Korgenlösenivån vid den slutliga Värderingsdagen kommer Tilläggsbeloppet vara noll. Positiv utveckling i Referenstillgångarna kommer ha en positiv inverkan på avkastningen på Lånen.</p>
	<p><i>Digital Short</i></p> <p>Om Korgavkastningen vid den slutliga Värderingsdagen understiger Korglösenivån kommer Tilläggsbeloppet vara lika med Lånens Kapitalbelopp multiplicerat med Kupongen.</p> <p>Om Korgavkastningen är lika med eller överstiger Korglösenivån vid den slutliga Värderingsdagen kommer Tilläggsbeloppet vara noll. Positiv utveckling i Referenstillgångarna kommer ha en negativ inverkan på avkastningen på Lånen.</p> <p><i>"Best of/Worst of" Digitals:</i> Digital Long- och Digital Short-strukturerna kan också kombineras med ett "Best of/Worst of"-inslag, varvid Tilläggsbeloppet beräknas med hänvisning till värdeutvecklingen hos Referenstillgången med den Nth bästa värdeutvecklingen snarare än Korgen som helhet.</p> <p><i>Worst of Digital Memory Coupon 1:</i> Worst of Digital Memory Coupon-optionen är en remsa av villkorade "sämsta av" digitala val. Ett Tilläggsbelopp motsvarande Lånens Kapitalbelopp multiplicerat med Kupongerna och K betalas på Återbetalningsdagen. K är numret i ordningen av Värderingsdagar som Referenstillgångsavkastningen för den Referenstillgång med sämst utveckling är lika med eller överstiger den relevanta barriärnivån på varje Värderingsdag, upp till och med den aktuella Värderingsdagen (första värderingsdagen = 1, andra = 2 etc).</p> <p><i>"Series of Digitala":</i> Återbetalningsbeloppet avgörs av den procentandel av Referenstillgångarna inom Korgen som ligger över en förbestämd barriärnivå på varje Värderingsdag.</p> <p><i>"Delta 1 struktur":</i> Återbetalningsbeloppet kommer vara lika med det återbetalningsbelopp som mottagits av den relevanta Emittenten (eller annan entitet inom Nordea-koncernen) genom att sådan Emittent eller entitet avvecklar ett hedging-arrangemang satt i plats för att efterlikna riskerna och fördelarna av en direktinvestering i Referenstillgångarna, minus (i) en betalbar struktureringsavgift till relevant Emittent och (ii) alla tillämpliga skatter. En Delta 1-struktur speglar i praktiken vinsterna eller förlusterna som en investerare skulle göra genom ett direkt ägande av de relevanta Referenstillgångarna. Om hedgingparten inte kan inlösa Referenstillgångarna innan det planerliga förfalldatumet, eller om hedgingparten fastställer att den inte kommer motta det totala beloppet av återbetalningsbeloppen innan det planerliga förfalldatumet, kommer en uppskjuten återbetalning ske och den relevanta Emittenten kan göra en delvis inlösen av Lånen när och som den relevanta hedgingparten mottar en väsentlig del av återbetalningsbeloppen, eller upphäva Lånen utan att göra någon betalning till innehavarna om den relevanta Emittenten fastställer att återbetalningsbeloppen inte kommer mottagas tidigare än det specificerade long stop-datumet.</p> <p><i>"Inflation Linker":</i> Återbetalningsbeloppet är Lånens Kapitalbelopp multiplicerat med det högsta av en lägsta återbetalningsprocent (angiven som en procentsats av Lånens kapitalbelopp) och kvoten som erhålls genom att dividera Inflationstakten på den slutliga Värderingsdagen med Inflationstakten på Startdagen.</p>

		<p><i>"Barriär Outperformance"-struktur 2:</i> om Korgavkastningen på någon Värderingsdag överstiger Barriärnivån kommer Tilläggsbeloppet beräknas som Lånens Kapitalbelopp multiplicerat med Deltagandegraden och multiplicerat med det högre av Kupongen och Korgavkastningen. Om summan av Korgavkastningen och 1 inte överstiger Barriärnivån på någon Värderingsdag kommer Tilläggsbeloppet vara noll.</p>
		<p><i>"Barriär Underperformance"-struktur 2:</i> om Korgavkastningen på någon Värderingsdag understiger Barriärnivån kommer Tilläggsbeloppet beräknas som Lånens Kapitalbelopp multiplicerat med Deltagandegraden och multiplicerat med det högre av Kupongen och Korgavkastningen. Om Korgavkastningen inte understiger Barriärnivån på någon Värderingsdag kommer Tilläggsbeloppet vara noll.</p>
		<p><i>Eftersträvad Volatilitetsstrategi:</i> Om Eftersträvad Volatilitetsstrategi är tillämplig på Lånen, fastställs den avsedda exponeringen mot underliggande Referenstillgång(ar) eller Korg ("<b>Exponeringen</b>") genom att jämföra:</p> <ul style="list-style-type: none"> <li>(i) den kortfristiga historiska volatiliteten för underliggande Korg, och</li> <li>(ii) en eftersträvad volatilitetsnivå ("<b>Eftersträvad Volatilitet</b>"),</li> </ul> <p>med förbehåll för ett på förhand bestämt tak eller golv.</p> <p>När underliggande Referenstillgång(ar) eller Korgs kortfristiga historiska volatilitet ökar, minskar den avsedda Exponeringen mot underliggande Referenstillgång(ar) eller Korg och när underliggande Referenstillgång(ar) eller Korgs kortfristiga historiska volatilitet minskar, ökar den avsedda exponeringen mot underliggande Referenstillgång(ar) eller Korg.</p>
		<p><i>"Down and in Option":</i> En "Down and in Option" är en slags barriär-option som ger en positiv avkastning endast om priset på underliggande Referenstillgång eller Korg faller under en förutbestämd barriärnivå under Lånens löptid. Barriärnivån är satt till en nivå som understiger gällande pris för en Referenstillgång eller Korg vid datumet för utgivande av de relevanta Lånen. Om Referenstillgången eller Korgens värde faller under barriärnivån kommer Tilläggsbeloppet att vara positivt och om Referenstillgången eller Korgens värde inte faller under barriärnivån kommer Tilläggsbeloppet att vara noll.</p>
		<p><i>Booster Risk Barrier 2:</i> Booster Risk Barriär 2-strukturen är en kombination av en "at the money" call-option och en "out of the money" put-option. Lösenprisnivån för call-optionen sätts till det gällande priset för en Referenstillgång eller Korg vid datumet för utgivande av de relevanta Lånen. Om Referenstillgången eller Korgens värde överstiger en förutbestämd barriärnivå bestäms Tilläggsbeloppet genom att multiplicera Lånens Kapitalbelopp med Deltagandegraden och Korgavkastningen (beräknat enligt metoden för att beräkna "Basket Long" enligt ovan). Lösenprisnivån för put-optionen sätts till ett belopp understigande gällande pris för en Referenstillgång eller Korg vid datumet för utgivande av relevant Lån. Om värdet på sådan Referenstillgång eller Korg sjunker till att understiga den specificerade barriärnivån bestäms Tilläggsbeloppet genom att multiplicera Lånens Kapitalbelopp med Deltagandegraden 2 och Korgavkastningen (beräknat enligt metoden för att beräkna "Basket Short" enligt ovan)</p>
		<p><i>"Autocall"-struktur:</i> Om värdet på en underliggande Referenskurs antingen överstiger eller understiger en förutbestämd barriärnivå bestämd i de relevanta Slutliga Villkoren ("<b>Autocall-händelsen</b>") kommer Lånen att inlösas i förtid. Om Autocall-händelsen inte inträffar före den slutliga Värderingsdagen kommer Lånen att inlösas på Återbetalningsdagen.</p>

		<p><i>Tillämpliga värdeutvecklingsstruktur(er) är: [ ]</i></p> <p><i>[Underliggande Korgavkastningsstruktur är Basket Long/Basket Shortstrukturerna]/[Ej tillämpligt]</i></p>
		<p><i>Valutakomponenter:</i> om Valuta-komponenterna tillämpas på en eller flera värdeutvecklingsstrukturer angivna ovan kan Korgavkastningen eller Referenstillgångsavkastningen justeras genom att de multipliceras med en faktor som återspeglar variationen i en eller flera utländska valutakurser under de relevanta tidsperioderna som mäts eller observeras.</p> <p><i>[Valutakomponenten är tillämplig på Korgavkastningen/Referenstillgångsavkastningen] [Valutakomponenten är ej tillämplig]</i></p> <p><i>Best of/Worst of Modifier:</i> om Best of/Worst of Modifier tillämpas på en eller flera värdeutvecklingsstrukturer angivna ovan ska de relevanta iakttagelserna, värderingarna och beräkningarna av Tilläggsbeloppet fastställas med referens till utvecklingen av den Nth bäst presterande Referenstillgången, istället för till Korgen som helhet. N kommer att vara ett förbestämt värde som finns angivet i de Slutliga Villkoren.</p> <p><i>[Best of/Worst of Modifierare är tillämpligt och värdet av N är: [ ]/Ej tillämpligt]</i></p> <p><i>Lookback Startkurs Modifierare:</i> om Lookback Startkurs Modifierare är tillämpligt beräknas Lånens Tilläggsbelopp baserat på antingen den högsta eller den lägsta Startkursen (vid ingången till en Värderingsperiod) för relevant Korg eller Referenstillgång, såsom närmare anges i Slutliga Villkor.</p> <p><i>[Lookback Startkurs Modifierare är Tillämpligt/ej Tillämpligt]</i></p> <p><i>Lookback Slutkurs Modifierare:</i> om Lookback Slutkurs Modifierare är tillämpligt beräknas Lånens Tilläggsbelopp baserat på antingen den högsta eller den lägsta Slutkursen (vid utgången av en Värderingsperiod) för relevant Korg eller Referenstillgång, såsom närmare anges i Slutliga Villkor.</p> <p><i>[Lookback Slutkurs Modifierare är Tillämpligt/ej Tillämpligt]</i></p> <p><i>Lock-In Modifier:</i> om Lock-In Modifier tillämpas på Lånen ska Korgavkastningen ersättas med Lock-In Korgavkastningen för att beräkna Tilläggsbeloppet i enlighet med en eller flera av de ovanstående värdeutvecklingsstrukturerna. ”Lock-In-Korgavkastningen” är den förutbestämda procentsats vilken korresponderar mot den högsta lock-in-nivån som uppnås eller eller överskrids av Korgavkastningen på en Värderingsdag.</p> <p><i>[Lock-In Modifierare är Tillämplig/ej Tillämplig]</i></p>

	<p><i>Kombination av Strukturer</i>: Relevant Emittent kan välja att kombinera en eller flera av värdeutvecklingsstrukturerna som beskrivs ovan i samband med ett utgivande av Lån. Om ”Sammanslagning” är specificerat i Slutliga Villkor kommer det totala betalbara Tilläggsbeloppet vara lika med summan av de olika tillämpliga Tilläggsbeloppen i varje fall multiplicerat med en andel som motsvarar den totala andelen av den sammanlagda avkastningen som den relevanta Emittenten avser att varje värdeutvecklingsstruktur bidrar. Om ”Subtraktion” är angivet i Slutliga Villkor kommer ett Tilläggsbelopp subtraheras från ett annat. Om ”Alternativ Uträkning” är angiven i Slutliga Villkor kommer den värdeutvecklingsstruktur som används för att bestämma Tilläggsbeloppet avvika beroende på huruvida Korgavkastningen på en viss Värderingsdag har överstigit en eller flera förutbestämda Barriärnivåer eller ej, såsom framgår av relevanta Slutliga Villkor.</p> <p><i>[Ej Tillämpligt/Kombination av Strukturer är tillämpligt och de relevanta Värdeutvecklingsstrukturerna finns angivna ovan. Kombinationsmetoden är Sammanslagning/Subtraktion/Alternativ Uträkning]</i></p> <p><i>”Högsta Återbetalningsbelopp”</i>: om ett högsta Återbetalningsbelopp är tillämpligt kommer Återbetalningsbeloppet vara det lägre av (i) det beräknade beloppet i enlighet med en av värdeutvecklingsstrukturerna angivna ovan, och (ii) ett förutbestämt högsta återbetalningsbelopp såsom specificerat i relevanta Slutliga Villkor.</p> <p><i>Ej Tillämpligt/Högsta Återbetalningsbeloppet är [ ]</i></p> <p><i>”Lägsta Återbetalningsbelopp”</i>: om ett lägsta Återbetalningsbelopp är tillämpligt kommer Återbetalningsbeloppet vara det högre av (i) det beräknade beloppet i enlighet med en av värdeutvecklingsstrukturerna angivna ovan och (ii) ett förutbestämt lägsta återbetalningsbelopp såsom specificerat i relevanta Slutliga Villkor.</p> <p><i>Ej Tillämpligt/Lägsta Återbetalningsbeloppet är [ ]</i></p> <p><i>”Inflationsskyddat Kapitalbelopp”</i>: om detta är tillämpligt kommer Återbetalningsbeloppet som fastställts i enlighet med de angivna värdeutvecklingsstrukturerna och/eller Tilläggsbeloppet/Tilläggsbeloppen ovan att multipliceras med utvecklingen i ett angivet inflationsmått, såsom konsumentprisindex, under Lånens löptid.</p> <p><i>Inflationsskyddat Kapitalbelopp är [Tillämpligt/ej Tillämpligt]</i></p> <p><i>TOM Ackumulerande Strategi</i>: TOM Ackumulerande Strategi speglar att en investering görs i särskilda Referenstillgångar (<b>”Risktillgångar”</b>) men enbart för en begränsad period varje månad. Vid övriga tidpunkter speglar Lånen ett bundet sparande eller annan investering med fast avkastning. I Slutliga Villkoren anges vilka dagar i vilken månad som helst där dagar behandlas såsom en investering i en bestämd inkomst-investering (<b>”Övriga Tillgångar”</b>), i syfte att beräkna Lånens totala betalbara Tilläggsbelopp.</p> <p>Endast Risktillgångarnas utveckling, eller de Övriga Tillgångarnas utveckling sammanräknat med Risktillgångarnas utveckling (som tillämpligt) kan också beräknas som ett genomsnitt av ett förutbestämt antal kalendermånader som föregår Lånens Återbetalningsdag, i syfte att begränsa Lånens utsatthet för volatilitet i förhållande till Referenstillgångarnas utveckling vid slutet av Lånens löptid.</p> <p><i>TOM Ackumulerande Strategi är [Tillämplig/ej Tillämplig]</i></p>
--	---

<p><b>C.11</b></p> <p><b>C.21</b></p>	<p><b>Upptagande till handel på en reglerad marknad:</b></p>	<p><i>”Lock-in Korggolvs: Om Lock-in Korggolvs är tillämpligt i förhållande till Lånen, och om Korggavkastningen överstiger Barriärnivån på en Värderingsdag, ska Korggavkastningen ersättas med det högre av Korggavkastningen och en förutbestämd lägsta Korggavkastningsnivå för att bestämma Tilläggsbeloppet i enlighet med relevant värdeutvecklingsstruktur.</i></p> <p><i>Lock-in Korggolvs är [Tillämplig/ej Tillämplig]</i></p> <p>Ansökningar har gjorts för att Lånen inom en period av tolv månader från detta datum ska bli godkända för notering på den officiella listan och för handel på den reglerade marknaden Irish Stock Market Exchange. Programmet tillåter även att Lån utfärdas på förutsättningen att de inte kommer bli godkända för notering, handel och/eller notering av någon behörig myndighet, aktiebörs och/eller marknadssystem eller godkännas för notering, handel och/eller notering på sådan annan eller ytterligare behörig myndighet, aktiebörs och/eller marknadssystem som kan avtalas om med den relevanta Emittenten.</p> <p><i>Lånen är icke-noterade Lån/Ansökan kommer göras för Lånen för att godkännas för notering på [ ] och för handel på [ ] med verkan från [ ].</i></p>
<p><b>C.15<sup>7</sup></b></p>	<p><b>Lånens värde och värdet för det underliggande:</b></p>	<p>Värdet på Lånen kommer att bestämmas genom hänvisning till värdet av de(n) underliggande Referenstillgång(-ar) och de(n) värdeutvecklingsstruktur(er) som tillämpas på Lånen. Uppgifter om de olika värdeutvecklingsstrukturerna och förhållandet mellan Lånens värde och värdet av det underliggande finns angivet i avsnitt C.10.</p> <p><i>Detaljer om de(n) tillämpliga värdeutvecklingsstrukturen(-erna) och avkastningen på Lånen finns angivet i avsnitt C.10.</i></p> <p>Lånens struktur kan innehålla en deltagandegrad eller annan hävstångs- eller gearingfaktor som används för att fastställa exponeringen mot respektive Referenstillgång(ar), dvs. proportionen av ändring i värdet som tillfaller investeraren i varje individuellt Lån. (Exponeringen mot relevant(a) Referenstillgång(ar) kan dessutom påverkas vid tillämpning av Eftersträvad Volatilitetsstrategi som beskrivs i avsnitt C.10 ovan). Deltagandegraden bestäms av den relevanta Emittenten och fastställs genom, bland annat, löptiden, volatiliteten, marknadsräntan och den förväntade Referenstillgångsavkastningen.</p> <p><i>Den [indikativa] Deltagandegraden är: [ ]</i></p>
<p><b>C.16</b></p>	<p><b>Inlösen- eller förfallodag:</b></p>	<p>Med förbehåll för en förtida återbetalning, kommer inlösendagen (eller den slutliga Återbetalningsdagen) vara Lånens förfallodag.</p> <p><i>Lånens återbetalningsdag är: [ ]</i></p>
<p><b>C.17</b></p>	<p><b>Avräkningsförfarande:</b></p>	<p>Dagen eller dagarna då värdeutvecklingen i en Referenstillgång mäts eller observeras (<b>”Värderingsdag(ar)”</b> eller <b>”Observationsdag(ar)”</b>) kommer anges i de relevanta Slutliga Villkoren, och kan bestå av flera datum (<b>”Medelvärdesberäkningsdagar”</b>) på vilka genomsnittet av värdeutvecklingen beräknas och ligger till grund för avkastningen på Lånen.</p> <p><i>[Värderingsdagen(-arna) [och de relaterade Medelvärdesberäkningsdagarna] är: [ ]]</i></p> <p><i>[Observationsdagen(-arna) [och de relaterade Medelvärdesberäkningsdagarna] är: [ ]]</i></p>

<sup>7</sup> Avsnitt c.15 till och med 20 bör avlägsnas när det gäller utgivande av enkelt lån.

		<p>Avräkning av Lån som representeras av ett Globalt Lån ska ske på den relevanta återbetalningsdagen och kommer att genomföras genom att den relevanta Emittenten betalar Återbetalningsbeloppet (eller Förtida Återbetalningsbelopp, om tillämpligt) till de relevanta Betalningsagenterna för vidare överföring till Euroclear och Clearstream, Luxemburg. Investerare kommer motta sina återbetalningssummor till sina konton i Euroclear och Clearstream, Luxemburg, i enlighet med sedvanliga avräkningsförfaranden hos Euroclear och Clearstream, Luxemburg.</p> <p>Med hänsyn till Lån av definitiv typ kommer betalning av Återbetalningsbeloppet (eller Förtida Återbetalningsbelopp, om tillämpligt) göras mot presentation och överlämnande det individuella Lånet vid det angivna betalningsagent- eller registratorkontoret.</p> <p>Avräkning av VP-Lån ska ske i enlighet med VP-reglerna, avräkning av VPS-Lån ska ge i enlighet med VPS-reglerna, avräkning av Svenska Lån ska ske i enlighet med Euroclear Swedens regler och avräkning av Finska Lån ska ske i enlighet med Euroclear Finlands regler.</p> <p><i>Avräkning av Lån ska ske: [ ]</i></p>
<b>C.18</b>	<b>Avkastning:</b>	<p>Avkastningen eller Återbetalningsbeloppet som ska betalas till Investerarna kommer fastställas med referens till värdeutvecklingen för de underliggande Referenstillgångarna/-enheterna inom en specifik räntestruktur eller värdeutvecklingsstruktur som är tillämplig för Lånen. Detaljer om olika ränte- och värdeutvecklingsstrukturer finns angivna i avsnitt C.9 och C.10.</p> <p><i>Detaljer kring de(n) tillämpliga ränte- och utvecklingsstrukturen(-erna) och avkastningen på Lånen finns angivna i avsnitt C.9 och C.10.</i></p>
<b>C.19</b>	<b>Optionskurs eller Slutligt Referenspris:</b>	<p>Det slutliga referenspriset på de(n) relevanta Referenstillgången(-arna) kommer ha en inverkan på Återbetalningsbeloppet som ska betalas till Investerare. Det slutliga referenspriset kommer fastställas på de(n) tillämpliga Värderingsdagen(-arna) som anges i de relevanta Slutliga Villkoren.</p> <p><i>Det slutliga referenspriset på Referenstillgångarna kommer att beräknas som [stängningskurs]/[genomsnittliga slutkurser] som publicerats av [•] på vardera av [•], [•] och [•].</i></p>
<b>C.20</b>	<b>Typ av underliggande:</b>	<p>Det underliggande kan utgöra en, eller en kombination, av följande: aktier, tillgångar, index, referensenheter, räntesatser, fonder, råvaror eller valutor.</p> <p><i>Typ av underliggande är: [ ].</i></p>

<b>Avsnitt D - Risker</b>		
<b>D.2</b>	<b>Risker specifika för Emittenterna:</b>	<p>Vid förvärv av Lån påtar sig investerarna risken att den relevanta Emittenten kan bli insolvent eller på annat sätt bli oförmögen att betala förfallna belopp hänförliga till Lånen. Det finns ett stort antal faktorer som var för sig eller tillsammans kan leda till att den relevanta Emittenten blir oförmögen att betala förfallna belopp hänförliga till Lånen. Det är inte möjligt att identifiera alla sådana faktorer eller fastställa vilka faktorer som är mest troliga att inträffa, eftersom den relevanta Emittenten kan vara ovetande om alla relevanta faktorer sant att vissa faktorer som denne för närvarande inte anser vara relevanta kan komma att bli relevanta till följd av händelser som inträffar och som befinner sig utanför den relevanta Emittentens kontroll. Emittenterna har i Grundprospektet identifierat ett antal faktorer som avsevärt skulle kunna inverka negativt på dess respektive verksamhet och</p>



	<p>förmåga att under Lånen betala förfallna belopp. Dessa faktorer innefattar:</p> <p><b><i>Risker med anknytning till aktuella makroekonomiska förhållanden</i></b></p> <p>Risker med anknytning till den europeiska ekonomiska krisen har haft och kan, trots den senaste periodens stabilisering, även i fortsättningen komma att ha, en negativ påverkan på den globala ekonomin och finansmarknaderna. Om förhållandena kvarstår, eller om turbulens uppstår på dessa eller andra marknader, kan det på ett betydande sätt negativt påverka Nordea-koncernens förmåga att få tillgång till kapital och likviditet på ekonomiska villkor som Nordea-koncernen kan acceptera.</p> <p>Vidare påverkas Nordea-koncernens resultat på ett betydande sätt av det allmänna ekonomiska läget i de länder där den bedriver verksamhet, i synnerhet på de nordiska marknaderna (Danmark, Finland, Norge och Sverige). En negativ utveckling för ekonomin och marknadsförhållanden där koncernen bedriver verksamhet, kan negativt påverka koncernens verksamhet, finansiella tillstånd och verksamhetsresultat och det åtgärder som Nordea-koncernen vidtar kan visa sig otillräckliga för att minska kredit-, marknads- och likviditetsrisker.</p> <p><b><i>Risker med anknytning till Nordea-koncernens kreditportfölj</i></b></p> <p>Negativa ändringar i kreditvärdigheten hos Nordea-koncernens låntagare och motparter, eller en minskning i värdet för säkerheter, kommer sannolikt påverka Nordea-koncernens återhämtningsmöjligheter och värdet av dess tillgångar, vilket kan kräva en ökning av företagets enskilda regler och eventuellt i de kollektiva reglerna för dåliga lån. En betydande ökning i storleken på Nordeas avsättningar för låneförluster och låneförluster som inte täcks av avsättningar, skulle på ett betydande sätt negativt påverka Nordea-koncernens verksamhet, finansiella läge och verksamhetsresultat.</p> <p>Nordea-koncernen är exponerad för motparters kreditrisker, förlikningsrisker och överlåtelsrisker i förhållande till transaktioner som genomförs inom sektorn för finansiella tjänster och denna sektors handel med finansiella instrument. Om motparterna inte klarar att fullgöra sina åtaganden kan detta på ett betydande sätt negativt påverka Nordea-koncernens verksamhet, ekonomiska läge och verksamhetsresultat.</p>
	<p><b><i>Risker med anknytning till marknadsexponering</i></b></p> <p>Värdet på finansiella instrument som ägs av Nordea-koncernen är känsliga för volatiliteten i, och korrelationer mellan, olika marknadsvariabler, bland annat räntor, kreditspridningar, aktiepriser och utländska valutakurser. Nedskrivningar eller avskrivningar som kostnadsförts kan på ett betydande sätt negativt påverka Nordea-koncernens verksamhet, ekonomiska läge och verksamhetsresultat, medan finansmarknadens resultat och volatila marknadsförhållanden kan resultera i en betydande minskning i Nordea-koncernens handels- och investeringsinkomster, eller leda till en handelsförlust.</p> <p><b><i>Nordea-koncernen är utsatt för strukturella marknadsrisker</i></b></p> <p>Nordea-koncernen är utsatt för strukturell ränteinkomstrisk när det råder ett missförhållande mellan perioder då räntesatser förändras, volymer eller referensräntor för sina tillgångar, skulder och derivat. Nordea-koncernen är även utsatt för valutakonverteringsrisk som uppstår genom företagets svenska och norska bankverksamheter när den sammanställer koncernens konsoliderade årsredovisning i sin funktionella valuta, euron. Om ett missförhållande råder under en viss period, vid ändringar i räntan, eller om valutariskexponeringen inte hedgas tillräckligt, kan det på ett betydande sätt</p>

få en negativ påverkan för Nordea-koncernens ekonomiska läge och verksamhetsresultat.

***Risker med anknytning till likviditets- och kapitalkrav***

En betydande andel av Nordea-koncernens likviditets- och finansieringskrav uppfylls genom insättningar från kunder, samt även en kontinuerlig tillgång till marknader för storskaliga lån, bland annat utfärdandet av långfristiga skuldebrev, t.ex. säkerställda obligationer. Turbulens på de globala finansmarknaderna och ekonomin kan negativt påverka Nordea-koncernens likviditet och villigheten hos vissa motparter och kunder att göra affärer med Nordea-koncernen.

Nordea-koncernens verksamhetsresultat kan påverkas om de kapitaltäckningsnivåer som måste upprätthållas enligt tillämpligt regelverk, innefattandes europaparlamentets och rådets direktiv 2013/36/EU, europaparlamentets och rådets förordning nr. 575/2013 och de andra regler som reglerar kapitaltäckning, eller andra krav som är tillämpliga på någon Emittent eller Nordea-koncernen och som medför (ensamt eller tillsammans med andra regler och förordningar) krav för att finansiella instrument ska kunna inräknas i någon Emittents eller Nordea-koncernens regulatoriska kapital (var för sig eller på konsoliderad basis, som tillämpligt) i den utsträckning som krävs enligt direktiv 2013/36/EU, förordning nr. 575/2013, inklusive de tekniska standarder släppta av europeiska bankmyndigheten (EBA) (eller dess efterträdare eller ersättare) ("CRD IV"), minskar eller anses otillräckliga.

Nordea-koncernens finansieringskostnader och företags tillgång till skuldkapitalmarknader påverkas på ett betydande sätt av dess kreditbetyg. En sänkning av kreditbetyget kan negativt påverka Nordea-koncernens tillgång till likviditet och dess konkurrensläge, och därför på ett betydande sätt negativt påverka företags verksamhet, ekonomiska tillstånd och verksamhetsresultat.

***Andra risker med anknytning till Nordea-koncernens verksamhet***

För att Nordea-koncernens verksamhet ska fungera måste företaget kunna genomföra ett stort antal komplexa transaktioner på olika marknader i många valutor. Transaktioner genomförs genom många olika enheter. Trots att Nordea-koncernen har implementerat riskkontroller och vidtagit andra åtgärder för att minska exponeringen och/eller förlusterna, finns inga garantier för att sådana procedurer kommer att vara effektiva i att hantera de olika verksamhetsrisker som Nordea-koncernen står inför, eller att Nordea-koncernens rykte inte skadas genom förekomsten av operationell risk.

Nordea-koncernens verksamheter i Ryssland och Baltikum – marknader som vanligen är mer volatila och mindre ekonomiskt och politiskt utvecklade än marknaderna i Västeuropa och Nordamerika – innebär olika risker som inte gäller, eller gäller i mindre grad, för företags verksamheter i Norden. Vidare är vissa av dessa marknader vanligtvis mer volatila och mindre utvecklade rent ekonomiskt och politisk än marknader i Västeuropa och Nordamerika.

Nordea-koncernens resultat bygger till stor del på dess anställdas höga kompetens och yrkesskicklighet. Nordea-koncernens fortsatta förmåga att konkurrera effektivt och implementera sin strategi är beroende av förmågan att dra till sig nya anställda och att behålla och motivera befintliga anställda. Nya regulatoriska begränsningar, såsom nyligen införda begränsningar på vissa typer av ersättningar som får betalas av kreditinstitut och värdepappersbolag som följer av CRD IV, kan negativt inverka på Nordea-koncernens förmåga att attrahera ny personal och att behålla och motivera

		<p>nuvarande personal. Förluster av vissa nyckelpersoner, särskilt om de går över till konkurrenter, eller en oförmåga att dra till sig och behålla högkompetent personal i framtiden, kan få en negativ effekt på Nordea-koncernens verksamhet.</p> <p>Det råder konkurrens om de olika typer av banktjänster och produkter som Nordea-koncernen erbjuder. Det finns inga garantier för att Nordea-koncernen kommer att behålla sin konkurrensposition.</p> <p><b><i>Risker med anknytning till lagar och regulatoriska krav på området där Nordea-koncernen bedriver sin verksamhet</i></b></p> <p>Nordea Group måste följa ett stort antal regler och kontrolleras av olika myndigheter, såväl som lagar och bestämmelser, administrativa påbud och policyer i de olika jurisdiktioner som företaget verkar, vilka alla kan ändras. Detta kan vid var tid för förändring innebära betydande utgifter.</p> <p>Nordea-koncernen kan ådra sig betydande kostnader för kontroller och uppfyllandet av nya kapitalkrav, samt krav på återvinning och upplösning, vilket även kan påverka befintliga affärsmodeller. Vidare finns inga garantier om att brott mot lagar och bestämmelser av Nordea-koncernen inte sker eller att, om ett sådant brott sker, företaget inte får betala stora skadestånd eller böter.</p> <p>Under normal drift av verksamheten gäller för Nordea-koncernen att det förekommer risker med anknytning till myndigheters kontroller och skadestånd. Nordea-koncernen är föremål för många olika anspråk, tvister, processer och statliga utredningar i jurisdiktioner där företaget är aktivt. Dessa slags anspråk och processer utsätter Nordea-koncernen för risker för monetära skadestånd, direkta eller indirekta förluster (bl.a. rättskostnader), direkt eller indirekt ekonomisk förlust, civilrättsliga och straffrättsliga sanktioner, förlust av licenser eller goodwill-skada, samt även risken för restriktioner för verksamhetens fortsatta drift.</p>
		<p>Nordea-koncernens verksamhet beskattas olika runt om i världen i enlighet med lokala lagar och praxis. Lagändringar eller beslut av skattemyndigheterna kan skada Nordea-koncernens nuvarande eller tidigare skatteläge.</p>
<b>D.3</b>	<b>Risker specifika för Lånen:</b>	<p>Risker finns även i samband med emission av Lånen under Programmet och särskilda typer av Lån, vilka potentiella investerare nog ska beakta, så att de är införstådda i dessa risker innan ett investeringsbeslut fattas avseende Lånen, bland annat följande:</p> <ul style="list-style-type: none"> <li>• <i>Produktens komplexitet</i> – avkastningsstrukturen för strukturerade Lån är ibland komplex och kan innehålla matematiska formler eller samband som, för en investerare, kan vara svåra att förstå och jämföra med andra investeringsalternativ. Noteras bör att relationen mellan avkastning och risk kan vara svår att utvärdera.</li> <li>• <i>Lån vars kapitalbelopp inte är garanterat</i> – Lån vars kapitalbelopp inte är garanterade får emitteras enligt Programmet. Om Lånen kapitalbelopp inte är garanterade, finns ingen garanti för att avkastningen som en investerare får på Lånen vid inlösen kommer att överstiga eller vara lika med kapitalbeloppet.</li> </ul>

	<ul style="list-style-type: none"> <li>• <i>Prissättning av strukturerade Lån</i> – Prissättningen av strukturerade Lån bestäms vanligen av Emittenten ifråga, och inte utifrån förhandlade villkor. Det kan därför uppstå en intressekonflikt mellan Emittenten ifråga och investerarna, i det att Emittenten ifråga kan påverka prissättningen och försöker generera en vinst eller undvika en förlust i relation till de underliggande referenstillgångarna. Emittenterna har ingen skyldighet att agera i Innehavarnas intresse.</li> <li>• <i>Referenstillgångarnas värdeutveckling</i> – Med strukturerade Lån är Innehavarnas rätt till avkastning och ibland återbetalningen av kapitalbeloppet, beroende av hur bra värdeutvecklingen är för en eller flera referenstillgångar och den gällande avkastningsstrukturen. Värdet på strukturerade tillgångar påverkas av värdet på referenstillgångarna vid vissa tidpunkter under värdepapprens löptid, hur starkt priserna hos referenstillgångarna varierar, förväntningarna angående den framtida volatiliteten, marknadsräntorna och förväntade utdelningar på referenstillgångarna.</li> <li>• <i>Valutafluktuationer</i>. Växelkurserna för utländska valutor kan påverkas av komplexa politiska och ekonomiska faktorer, inklusive relativa inflationstakter, betalningsbalansen mellan länder, storleken på regeringars budgetöverskott eller budgetunderskott och den monetära, skatte- och/eller handelspolitiska policy som följs av de relevanta valutornas regeringar. Valutafluktuationer kan påverka värdet eller nivån hos Referenstillgångarna på komplexa sätt. Om sådana valutafluktuationer får värdet eller nivån hos Referenstillgångarna att variera, så kan värdet eller nivån på Lånen falla. Om värdet eller nivån hos en eller flera Referenstillgång(ar) är utfärdad(e) i en valuta som är annan än valutan i vilken Lånen är utfärdade, så kan investerarna vara utsatta för en ökad risk som kommer från växelkurser för främmande valutor. Tidigare växelkurser för utländska valutor är inte nödvändigtvis indikationer beträffande framtida växelkurser för utländska valutor.</li> </ul>
	<ul style="list-style-type: none"> <li>• <i>Aktier som Referenstillgångar</i> – aktielänkade Lån är inte sponsrade eller främjade av Emittenten av aktierna. Emittenten av aktierna har därför inte någon skyldighet att beakta intresset för dem som investerat i Lånen varför åtgärder tagna av en sådan emittent av aktier skulle kunna negativt påverka Lånens marknadsvärde. Den som investerat i Lånen har inte rätt att få några utbetalningar eller andra utdelningar till vilka en direkt ägare av de underliggande aktierna annars skulle ha rätt.</li> <li>• <i>Index som Referenstillgångar</i> – Lån som baserar sig på index som Referenstillgångar kan få lägre betalning vid inlösen av sådana Lån än om han eller hon hade investerat direkt i de aktier/tillgångar som utgör indexet. Sponsorn av vilket som helst index kan lägga till, ta bort eller ersätta komponenter eller göra metodändringar som kan påverka nivån på sådant index och därmed den avkastning som skall betalas till investerare i Lånen. Nordea-koncernen kan också ta del i att skapa, strukturera och underhålla indexportföljer och indexstrategier (och kan även agera indexsponsor i förhållande därtill) (gemensamt ”<b>Egna Sammansatta Index</b>”). Det kan därför uppstå intressekonflikter för Emittenterna i deras roll som Emittent av sådana Lån och i deras ställning i att upprätta, marknadsföra, främja eller administrera sådana index.</li> <li>• <i>Råvaror som Referenstillgångar</i> – att handla i råvaror är spekulativt</li> </ul>

		<p>och kan vara extremt volatilt eftersom råvarupriser påverkas av faktorer som är oförutsägbara, såsom ändringar i relationerna mellan tillgång och efterfrågan, vädermönster och regeringars politik. Råvarukontrakt kan även handlas direkt mellan marknadsaktörer ”over-the-counter” på handelsplatser som är föremål för minimal eller ingen substantiell reglering. Detta ökar riskerna som sammanhänger med likviditets- och prishistorik för de relevanta kontrakten. Lån som är länkade till terminskontrakt för råvaror kan ge en annan avkastning än Lån som är länkade till den relevanta fysiska råvaran, eftersom priset på ett terminskontrakt för en råvara allmänt innefattar en premie eller en rabatt jämfört med dagspriset för den underliggande råvaran.</p> <ul style="list-style-type: none"> <li>• <i>Exponering mot en korg av Referenstillgångar</i> – där det underliggande är en eller flera korgar av Referenstillgångar, bär investerarna risken för värdeutvecklingen för var och en av delarna som korgen innehåller. Där det är en hög nivå av ömsesidigt beroende mellan de individuella delarna av korgens innehåll, så kan en ändring i värdeutvecklingen hos korgens delar överdriva värdeutvecklingen i Lånen. Dessutom kan en liten korg eller en olikartad viktad korg göra korgen sårbar för ändringar i värdet hos vilken som helst av de specifika korgkomponenterna. Varje beräkning eller värde som berör en korg med ”bästa av” eller ”sämsta av”-inslag kan producera resultat som skiljer sig mycket från dem som tar hänsyn till korgens värdeutveckling i dess helhet.</li> </ul>
		<ul style="list-style-type: none"> <li>• <i>Kreditlänkade Lån</i> – en investering i kreditlänkade Lån för med sig en exponering mot kreditrisken hos en specifik Referenstillgång eller korg av Referensenheter utöver i förhållande till den relevanta Emittenten. En reduktion av kreditvärdigheten hos en Referensenhet kan ha en väsentlig negativ effekt på marknadsvärdet för de relevanta Lånen och betalningarna av kapitalbeloppet och upplupen ränta. När en Kredithändelse inträffar, så kan den relevanta Emittentens skyldighet att betala kapitalbeloppet ersättas av en skyldighet att betala andra belopp beräknade med referens till värdet hos Referensenheten. Eftersom inga av Referensenheter bidrog till framställandet av Grundprospektet, så finns ingen garanti för att alla väsentliga händelser eller informationer som relaterar till finansiell värdeutveckling eller kreditvärdigheten hos Referensenheter har offentliggjorts vid den tidpunkt då Lånen emitterades.</li> <li>• <i>Automatisk Förtida Återbetalning</i> – vissa typer av Lån kan automatiskt återbetalas före deras planerade förfallodatum om vissa villkor är uppfyllda. I en del fall kan detta resultera i en förlust av en del eller hela investerarens investering.</li> <li>• <i>Lån som är föremål för valfri återbetalning av Emittenten</i> – en valfri återbetalning kan sannolikt minska Lånens marknadsvärde.</li> <li>• <i>Lån emitterade med väsentlig rabatt eller premie</i> – marknadsvärdet av Lånen av denna typ tenderar att fluktuera mer i relation till allmänna ändringar i räntesatser än priser för konventionella räntebärande värdepapper.</li> </ul> <p>Det finns också vissa risker rörande Lånen i allmänhet, såsom modifieringar och undantag, risken för kvarhållande i enlighet med Rådets Sparanddirektiv (2003/48/EG) och lagändringar.</p>

<b>D.6</b>	<b>Riskvarning:</b> <sup>8</sup>	En investering i relativt komplexa värdepapper, såsom Lånen, för med sig en högre risk än att investera i mindre komplexa värdepapper. Speciellt, i en del fall, kan investerare förlora värdet av hela sin investering eller delar därav, från fall till fall.
------------	----------------------------------	---

<b>Sektion E - Erbjudande</b>		
<b>E.2b</b>	<b>Motiv till Erbjudandet och användning av intäkterna:</b>	Om ej annat anges, kommer nettointäkterna från Lånen att användas för allmänna bank- och företagsändamål hos Emittenten och Nordea-koncernen.  <i>[Nettointäkterna kommer att användas till: [ ]]</i>
<b>E.3</b>	<b>Villkor för Erbjudandet:</b>	En Investering som avser att förvärva eller förvärvar något Lån från en Auktoriserad Säljare kommer att göra detta, och erbjudanden och försäljning av Lån till en investerare gjorda av en Auktoriserad Säljare kommer att göras, i enlighet med villkor och andra arrangemang som föreligger mellan en sådan Auktoriserad Säljare och sådan investerare inklusive pris, allokering och arrangemang för betalning och leverans.  <i>Ej tillämpligt; Lånen emitteras i värden på åtminstone €100,000 (eller motsvarande belopp i annan valuta)./Ett Erbjudande av Lånen till allmänheten kommer att givas i "Erbjudanden till Allmänheten-Jurisdiktioner" under Erbjudandeperioden [Sammanfatta detaljer för "Erbjudanden till Allmänheten" som är inkluderade i "Distribution –Erbjudanden till Allmänheten" och "Villkor för Lånen", punkterna i Del B av de Slutliga Villkoren.]</i>
<b>E.4</b>	<b>Relevanta intressen/intressekonflikter för Erbjudandet:</b>	Handlare och Auktoriserade Säljare kan betalas genom avgifter i samband med emissionen av Lånen inom detta Program.  <i>Såvitt Emittenten känner till, har ingen person involverad i emissionen av Lånen något intresse som är relevant för Erbjudandet./[ ]</i>
<b>E.7</b>	<b>Beräknade kostnader:</b>	Det förväntas inte att den relevanta Emittenten kommer att debitera några utgifter till investerare i samband med någon emission av Lån. Andra Auktoriserade Säljare kan emellertid debitera utgifter till investerare. Utgifter som är debiterbara för en Auktoriserad Säljare skall debiteras i enlighet med kontraktsmässiga arrangemang som överenskommit mellan Investeringen och en aktuell Auktoriserad Säljare vid tiden för det relevanta erbjudandet. Sådana utgifter (om några) skall fastställas från fall till fall.  <i>Emittenten [eller någon Auktoriserad Säljare] debiterar inte investerare för några utgifter./Den Auktoriserade Säljaren/na kommer att debitera investerarna för utgifter. De uppskattade utgifterna som debiteras investerarna av de Auktoriserade Säljarna är [ ]</i>

<sup>8</sup> Att avlägsnas i fall av utfärdande av enkelt lån.

## **RISK FACTORS**

*An investment in the Notes involves a degree of risk. Prospective investors should carefully consider the risks set forth below and the other information contained in this Base Prospectus prior to making any investment decision with respect to the Notes. The risks described below could have a material adverse effect on the Nordea Group's business, financial condition and results of operations or the value of the Notes. Additional risks and uncertainties, including those of which the Nordea Group's management is not currently aware or deems immaterial, may also potentially have an adverse effect on the Nordea Group's business, results of operations, financial condition or future prospects or may result in other events that could cause investors to lose all or part of their investment.*

*Words and expressions defined in the "Terms and Conditions of the Notes" below or elsewhere in this Base Prospectus have the same meanings in this section.*

*Prospective investors should note that the risks relating to the Issuers, the industry in which they operate and the Notes summarised in the section of this Base Prospectus headed "Summary" are the risks that the Issuers believe to be the most relevant to an assessment by a prospective investor of whether to consider an investment in the Notes. However, as the risks which the Issuers face relate to events and depend on circumstances that may or may not occur in the future, prospective investors should consider not only the information on the key risks summarised in the section of this Base Prospectus headed "Summary" but also, among other things, the risks and uncertainties described below.*

*Each of the Issuers believes that the factors described below present the principal risks inherent in investing in the Notes issued under the Programme, but the inability of the relevant Issuer to pay interest or principal on or in connection with any Notes may occur for other reasons and neither of the Issuers represents that the statements below regarding the risks of holding any Notes is exhaustive.*

### **Risks Relating to Current Macroeconomic Conditions**

***Negative economic developments and conditions in the markets in which the Nordea Group operates can adversely affect the Nordea Group's business and results of operations.***

The Nordea Group's performance is significantly influenced by the general economic condition in the countries in which it operates, in particular the Nordic markets (Denmark, Finland, Norway and Sweden) and, to a lesser degree, in Russia and the Baltic countries. Following the weakened economic environment and the turmoil in the global financial markets, in 2008 and 2009, which was reflected in declining economic growth, increasing rates of unemployment as well as decreasing asset values in these countries, the economic conditions in the Nordic region have, in general, developed more favourably relative to the rest of Europe, benefiting from generally sound public finances. However, there have been differences between countries within the region. For example, in 2012, Norway maintained strong growth and the Swedish economy also grew, albeit at a slower pace compared to previous years, while Finland experienced negative growth. Denmark, which was more deeply affected by the financial turmoil and economic slowdown than the other Nordic economies, followed many euro area countries into a recession. In 2013, Norway and Sweden experienced slow growth and, although the recession in Denmark ended with a gradual improvement and stabilising house prices, growth in Denmark was lower compared to Norway and Sweden. Following the more mixed developments in the euro area, the Finnish economy did not grow in 2013. Adverse economic developments have affected and may continue to affect the Nordea Group's business in a number of ways, including, among others, the income, wealth, liquidity, business and/or financial condition of the Nordea Group's customers, which, in turn, could further reduce the Nordea Group's credit quality and demand for the Nordea Group's financial products and services. As a result, any or all of the conditions described above could continue to have a material adverse effect on the Nordea Group's business, financial condition and results of operations, and measures implemented by the Nordea Group might not be satisfactory to reduce any credit, market and liquidity risks.

***Disruptions and volatility in the global financial markets may adversely impact the Nordea Group.***

From August 2007 through the early part of 2009, the global financial system experienced unprecedented credit and liquidity conditions and disruptions leading to a reduction in liquidity, greater volatility, general widening of spreads and, in some cases, lack of price transparency in money and capital markets interest rates. Following a period of stabilisation in 2010 and the first half of 2011, the recovery was adversely affected by turmoil and disruptions in the capital markets that were triggered by high sovereign

budget deficits and rising direct and contingent sovereign debt in Greece, Ireland, Italy, Portugal and Spain. Despite rescue packages provided to certain of these countries during the past years, uncertainty over the outcome of these measures and worries about sovereign finances continued to persist, which, together with concerns about the overall stability and sustainability of the euro area, resulted in further volatility in the global credit and liquidity markets. Reflecting these concerns, Standard & Poor's, Moody's and Fitch downgraded the credit ratings of several EU countries in the beginning of 2012. Market concerns over the direct and indirect exposure of European banks and insurers to these countries as well as to each other also resulted in a widening of credit spreads, increased costs of funding and negative credit ratings outlook for some European financial institutions. Even though market conditions improved somewhat in the latter part of 2012, the developments in the financial markets were driven mainly by central bank initiatives and markets remained volatile with uncertainty about future macroeconomic developments. For example, the rescue package offered to Cyprus in March 2013 resulted in increased market volatility and speculation about the stability of the euro area. There can be no assurances that a potential tightening of liquidity conditions in the future as a result of, for example, further deterioration of public finances of certain European countries will not lead to new funding uncertainty, resulting in increased volatility and widening credit spreads. Risks related to the European economic crisis have also had and, despite the recent period of moderate stabilisation, may continue to have, a negative impact on global economic activity and the financial markets. If these conditions continue to persist, or should there be any further turbulence in these or other markets, this could have a material adverse effect on the Nordea Group's ability to access capital and liquidity on financial terms acceptable to the Nordea Group. Further, any of the foregoing factors could have a material adverse effect on the Nordea Group's business, financial condition and results of operations.

#### **Risks Relating to the Nordea Group's Credit Portfolio**

##### ***Deterioration in counterparties' credit quality may affect the Nordea Group's financial performance.***

Risks arising from changes in credit quality and the recoverability of loans and amounts due from counterparties are inherent in a wide range of the Nordea Group's businesses. The Nordea Group makes provisions for loan losses in accordance with IFRS; however, the provisions made are based on available information, estimates and assumptions and are subject to uncertainty, and there can be no assurances that the provisions will be sufficient to cover the amount of loan losses as they occur. Adverse changes in the credit quality of the Nordea Group's borrowers and counterparties or a decrease in collateral values, are likely to affect the recoverability and value of the Nordea Group's assets and require an increase in the Nordea Group's individual provisions and potentially in collective provisions for impaired loans, which in turn would adversely affect the Nordea Group's financial performance. In particular, the Nordea Group's exposure to corporate customers is subject to adverse changes in credit quality should the economic environment in the Nordea Group's markets deteriorate. For example, following the negative economic development in Russia and the Baltic countries in 2008 and 2009, credit risk associated with certain borrowers and counterparties in these markets increased. The prolonged difficult economic environment also negatively affected the shipping and offshore sector and certain customer groups in Denmark in each of 2011, 2012 and 2013. The ability of the Nordea Group's borrowers in Russia, Latvia and Lithuania to repay their loans may also be indirectly affected by foreign exchange risk as loans to customers in these countries typically are denominated in euro or U.S. dollars, though customers typically derive their main income in local currencies. Further, actual loan losses vary over the business cycle. A significant increase in the size of the Nordea Group's allowance for loan losses and loan losses not covered by allowances would have a material adverse effect on the Nordea Group's business, financial condition and results of operations.

##### ***The Nordea Group is exposed to counterparty credit risk.***

The Nordea Group routinely executes transactions with counterparties in the financial services industry, including brokers and dealers, commercial banks, investment banks, funds and other institutional and corporate clients. Many of these transactions expose the Nordea Group to the risk that the Nordea Group's counterparty in a foreign exchange, interest rate, commodity, equity or credit derivative contract defaults on its obligations prior to maturity when the Nordea Group has an outstanding claim against that counterparty. Due to volatility in foreign exchange and fixed income markets during the past years, this risk has remained at an elevated level compared to the period preceding the global financial and economic crisis. This credit risk may also be exacerbated when the collateral held by the Nordea Group cannot be realised or is liquidated at prices not sufficient to recover the full amount of the counterparty exposure.



Any of the foregoing could have a material adverse effect on the Nordea Group's business, financial condition and results of operations.

As a consequence of its transactions in financial instruments, including foreign exchange rate and derivative contracts, the Nordea Group is also exposed to settlement risk and transfer risk. Settlement risk is the risk of losing the principal on a financial contract due to default by the counterparty or after when the Nordea Group has given irrevocable instructions for a transfer of a principal amount or security, but before receipt of the corresponding payment or security has been finally confirmed, and transfer risk is the risk attributable to the transfer of money from a country other than the country where a borrower is domiciled, which is affected by the changes in the economic conditions and political situation in the countries concerned.

## **Risks Relating to Market Exposure**

### ***The Nordea Group is exposed to market price risk.***

The Nordea Group's customer-driven trading operations (where positions, within certain defined limits, are taken) and its Treasury operations (where the Nordea Group holds investment and liquidity portfolios for its own account) are the key contributors to market price risk in the Nordea Group. The fair value of financial instruments held by the Nordea Group, including bonds (government, corporate and mortgage), equity investments, cash in various currencies, investments in private equity, hedge and credit funds, commodities and derivatives (including credit derivatives), are sensitive to volatility of and correlations between various market variables, including interest rates, credit spreads, equity prices and foreign exchange rates. To the extent volatile market conditions persist or recur, the fair value of the Nordea Group's bond, derivative and structured credit portfolios, as well as other classes, could fall more than estimated, and therefore cause the Nordea Group to record write-downs. Future valuations of the assets for which the Nordea Group has already recorded or estimated write-downs, which will reflect the then-prevailing market conditions, may result in significant changes in the fair values of these assets. Further, the value of certain financial instruments are recorded at fair value, which is determined by using financial models incorporating assumptions, judgments and estimations that are inherently uncertain and which may change over time or may ultimately be inaccurate. Any of these factors could require the Nordea Group to recognise further write-downs or realise impairment charges, which may have a material adverse effect on the Nordea Group's business, financial condition and results of operations. In addition, because the Nordea Group's trading and investment income depends to a great extent on the performance of financial markets, volatile market conditions could result in a significant decline in the Nordea Group's trading and investment income, or result in a trading loss, which in turn could have a material adverse effect on the Nordea Group's business, financial condition and results of operations.

### ***The Nordea Group is exposed to structural market risk.***

#### *Structural interest rate risk*

Like all banks, the Nordea Group earns interest from loans and other assets, and pays interest to its depositors and other creditors. The net effect of changes to the Nordea Group's net interest income depends on the relative levels of assets and liabilities that are affected by the changes in interest rates. The Nordea Group is exposed to structural interest income risk ("**SIIR**") when there is a mismatch between the interest rate re-pricing periods, volumes or reference rates of its assets, liabilities and derivatives. This mismatch in any given period in the event of changes in interest rates could have a material adverse effect on the Nordea Group's financial condition and results of operations.

#### *Structural foreign exchange risk*

The Nordea Group is exposed to currency translation risk primarily as a result of its Swedish and Norwegian banking businesses, as it prepares its consolidated financial statements in its functional currency, the euro. The Nordea Group's functional currency for its Danish banking business is the Danish krone, which is pegged to the euro. Because the Nordea Group shows translation differences between the local currency denominated equity positions of its fully consolidated subsidiaries, the euro effects arising from currency translation may reduce equity. In addition, because some of the Nordea Group's consolidated risk-weighted assets ("**RWA**"), against which the Nordea Group is required to hold a minimum level of capital, are denominated in local currencies, any significant depreciation of the euro against these local currencies would adversely impact the Nordea Group's capital adequacy ratios. While

the Nordea Group, generally, follows a policy of hedging its foreign exchange risk by seeking to match the currency of its assets with the currency of the liabilities that fund them, there can be no assurances that the Nordea Group will be able to successfully hedge some or all of this currency risk exposure.

### **Risks Relating to Liquidity and Capital Requirements**

#### ***Liquidity risk is inherent in the Nordea Group's operations.***

Liquidity risk is the risk that the Nordea Group will be unable to meet its obligations as they fall due or meet its liquidity commitments only at an increased cost. A substantial part of the Nordea Group's liquidity and funding requirements is met through reliance on customer deposits, as well as ongoing access to wholesale lending markets, including issuance of long-term debt market instruments such as covered bonds. The volume of these funding sources, in particular long-term funding, may be constrained during periods of liquidity stress. Turbulence in the global financial markets and economy may adversely affect the Nordea Group's liquidity and the willingness of certain counterparties and customers to do business with the Nordea Group, which may result in a material adverse effect on the Nordea Group's business and results of operations.

#### ***The Nordea Group's business performance could be affected if its capital adequacy ratios are reduced or perceived to be inadequate.***

The Nordea Group is required to maintain certain capital adequacy ratios pursuant to European and Swedish legislation. The Basel Committee on Banking Supervision has implemented a number of fundamental reforms to the regulatory capital framework for internationally active banks, the principal elements of which are set out in its papers released on 16 December 2010 (together with the press release published by the Basel Committee on Banking Supervision on 13 January 2011 setting out the minimum requirements for non-common equity tier 1 and tier 2 instruments to ensure loss absorbency at the point of non-viability and as revised in June 2011, "**Basel III**"). Basel III has been implemented in the European Economic Area by way of Directive 2013/36/EU of the European Parliament and of the Council of 26 June 2013 on access to the activity of credit institutions and the prudential supervision of credit institutions and investment firms (the "**Capital Requirements Directive**" or "**CRD**") and the direct application of Regulation (EU) No 575/2013 of the European Parliament and of the Council of 26 June 2013 on prudential requirements for credit institutions and investment firms (the "**Capital Requirements Regulation**" or "**CRR**") in each Member State of the European Economic Area (the Capital Requirements Directive together with the CRR, "**CRD IV**"). The CRR applies in all Member States from 1 January 2014, while the CRD needs to be implemented in local legislation. Further, a new Capital Buffers Act (*Sw. lag om kapitalbuffertar*), setting out the various provisions relation to capital buffers, has been adopted. Pursuant to this act, all of the CRD IV buffers are implemented in Swedish law, including the systemic risk buffer that is not required to be implemented. The buffers must consist of common equity tier 1 capital.

Debt and equity investors, analysts and other market professionals may, nevertheless, require higher capital buffers than those required under current or proposed future regulations due to, among other things, the continued general uncertainty involving the financial services industry and the uncertain global economic conditions. Any such market perception, or any concern regarding compliance with future capital adequacy requirements, could increase the Nordea Group's borrowing costs, limit its access to capital markets or result in a downgrade in its credit ratings, which could have a material adverse effect on its results of operations, financial condition and liquidity. In addition, lower internal credit rating of customers, substantial market volatility, widening credit spreads, changes in the general capital adequacy regulatory framework or regulatory treatment of certain positions, such as changes in risk weights assigned to asset classes, fluctuations in foreign exchange rates, decreases in collateral ratios as a consequence of the deterioration of the market value of underlying assets, or deterioration of the economic environment, among other things, could result in an increase in the Nordea Group's risk-weighted assets, which potentially may reduce the Nordea Group's capital adequacy ratios. If the Nordea Group were to experience a reduction in its capital adequacy ratios, and could not raise further capital, it would have to reduce its lending or investments in other operations. See also "*—Risks Relating to the Legal and Regulatory Environments in which the Nordea Group Operates—The Nordea Group may incur substantial costs in monitoring and complying with new capital adequacy and recovery and resolution framework requirements*" and "*—Risks Relating to the Notes—Regulatory action in the event of a failure of the relevant Issuer could materially adversely affect the value of the Notes*" below.

***The Nordea Group's funding costs and its access to the debt capital markets depend significantly on its credit ratings.***

There can be no assurances that NBAB or its principal subsidiaries will be able to maintain their current ratings or that the Nordea Group can retain current ratings on its debt instruments. A reduction in the current long-term ratings of NBAB or one of its principal subsidiaries may increase its funding costs, limit access to the capital markets and trigger additional collateral requirements in derivative contracts and other secured funding arrangements. Therefore, a reduction in credit ratings could adversely affect the Nordea Group's access to liquidity and its competitive position, and thus, have a material adverse effect on its business, financial condition and results of operations.

#### **Other Risks Relating to the Nordea Group's Business**

***Operational risks, including risks in connection with investment advice, may affect the Nordea Group's business.***

The Nordea Group's business operations are dependent on the ability to process a large number of complex transactions across different markets in many currencies. The Nordea Group's operations are carried out through a number of entities. Operational losses, including monetary damages, reputational damage, costs, and direct and indirect financial losses and/or write-downs, may result from inadequacies or failures in internal processes, systems (for example, information technology ("IT") systems), licences from external suppliers, fraud or other criminal actions, employee errors, outsourcing, failure to properly document transactions or agreements with customers, vendors, sub-contractors, co-operation partners and other third parties, or to obtain or maintain proper authorisation, or from customer complaints, failure to comply with regulatory requirements, including but not limited to anti-money laundering, data protection and antitrust regulations, conduct of business rules, equipment failures, failure to protect its assets, including intellectual property rights and collateral, failure of physical and security protection, natural disasters or the failure of external systems, including those of the Nordea Group's suppliers or counterparties and failure to fulfil its obligations, contractual or otherwise. Although the Nordea Group has implemented risk controls and taken other actions to mitigate exposures and/or losses, there can be no assurances that such procedures will be effective in controlling each of the operational risks faced by the Nordea Group, or that the Nordea Group's reputation will not be damaged by the occurrence of any operational risks.

As a part of its banking and asset management activities, the Nordea Group provides its customers with investment advice, access to internally as well as externally managed funds and serves as custodian of third-party funds. In the event of losses incurred by its customers due to investment advice from the Nordea Group, or the misconduct or fraudulent actions of external fund managers, the Nordea Group's customers may seek compensation from the Nordea Group. Such compensation might be sought even if the Nordea Group has no direct exposure to such risks, or has not recommended such counterparties to its customers. Any claims in this respect could have a material adverse effect on the Nordea Group's reputation, business, financial condition and results of operations.

***The Nordea Group is subject to a variety of risks as a result of its operations, in particular in Russia and the Baltic countries.***

The Nordea Group's operations in Russia and the Baltic countries present various risks that do not apply, or apply to a lesser degree, to its businesses in the Nordic markets. Some of these markets are typically more volatile and less developed economically and politically than markets in Western Europe and North America. The Nordea Group faces economic and political risk, including economic volatility, recession, inflationary pressure, exchange rate fluctuation risk and interruption of business, as well as civil unrest, moratorium, imposition of exchange controls, sanctions relating to specific countries, expropriation, nationalisation, renegotiation or nullification of existing contracts, sovereign default and changes in law or tax policy. For example, the recent crisis in the region of Crimea and related events may have an adverse effect on the economic climate in Russia. Should the crisis in Crimea continue or new or escalated tensions between Russia and Ukraine or other countries emerge, or should economic or other sanctions in response to such crises or tensions be imposed, this could have a further adverse effect on the economies in the region, including the Russian economy. In the Baltic region, the local economies experienced recession in 2008 and 2009 and questions were raised about the ability of the Baltic countries to react to the weakened economic conditions and the ability of such countries and their residents to continue to perform on their respective obligations. Even though the economic and political conditions in

Russia and the Baltic countries have, in general, developed favourably in recent years, risks related to operating in these markets could impact the ability or obligations of the Nordea Group's borrowers to repay their loans and the ability of the Nordea Group to utilise collateral held as security and affect interest rates and foreign exchange rates, and could produce social instability and adversely impact levels of economic activity, which would have a material adverse effect on the Nordea Group's business, financial condition and results of operations in these countries.

***Profitability in the Nordea Group's life and pension business depends on regulations and guidelines in the countries in which it operates.***

In addition to insurance risk and investment risks related to its life insurance business common to all life insurance and pension providers, the Nordea Group's ability to generate profit from its insurance subsidiaries generally depends on the level of fees and other income generated by the insurance and pension business. The level of fees and other income which the Nordea Group may earn from its life insurance subsidiaries differs from country to country, depending on regulations and guidelines promulgated by the relevant financial services authorities on shareholder fees, IFRS bridging, profit sharing and solvency requirements.

***The Nordea Group could fail to attract or retain senior management or other key employees.***

The Nordea Group's performance is, to a large extent, dependent on the talents and efforts of highly skilled individuals, and the continued ability of the Nordea Group to compete effectively and implement its strategy depends on its ability to attract new employees and retain and motivate existing employees. Competition from within the financial services industry, including from other financial institutions, as well as from businesses outside the financial services industry for key employees is intense. New regulatory restrictions, such as the recently introduced limits on certain types of remuneration paid by credit institutions and investment firms set forth in CRD IV, could adversely affect the Nordea Group's ability to attract new employees and retain and motivate existing employees. Any loss of the services of key employees, particularly to competitors, or the inability to attract and retain highly skilled personnel in the future could have an adverse effect on the Nordea Group's business.

***The Nordea Group faces competition in all markets.***

There is competition for the types of banking and other products and services that the Nordea Group provides and there can be no assurances that the Nordea Group can maintain its competitive position. If the Nordea Group is unable to provide competitive product and service offerings, it may fail to attract new customers and/or retain existing customers, experience decreases in its interest, fee and commission income, and/or lose market share, the occurrence of any of which could have a material adverse effect on its business, financial condition and results of operations.

#### **Risks Relating to the Legal and Regulatory Environments in which the Nordea Group Operates**

***The Nordea Group is subject to substantial regulation and oversight by a number of different regulators.***

The Swedish Financial Supervisory Authority (the "SFSA") is the main regulator of the Nordea Group's operations, although the Nordea Group's operations in Denmark, Finland, Norway, Russia, Estonia, Latvia, Lithuania, Germany, Isle of Man, Luxembourg, Singapore and the United States are subject to direct scrutiny from the local regulators in these jurisdictions. The Nordea Group is also subject to the oversight of regulators in each country where it has a branch or representative office, including China. The Nordea Group is subject to laws and regulations, administrative actions and policies in each of the jurisdictions in which it operates, all of which are subject to change, and compliance with which may from time to time require significant costs.

Areas where changes or developments in regulation and/or oversight could have an adverse impact include, but are not limited to (i) changes in monetary, interest rate and other policies, (ii) general changes in government and regulatory policies or regimes which may significantly influence investor decisions or may increase the costs of doing business in the Nordic markets, Russia and the Baltic countries, and such other markets where the Nordea Group carries out its business, (iii) changes in capital adequacy framework, imposition of onerous compliance obligations, restrictions on business growth or pricing and requirements to operate in a way that prioritises other objectives over shareholder value creation,

(iv) changes in competition and pricing environments, (v) differentiation amongst financial institutions by governments with respect to the extension of guarantees to bank customer deposits and the terms attaching to such guarantees, (vi) expropriation, nationalisation, confiscation of assets and changes in legislation relating to foreign ownership, (vii) further developments in the financial reporting environment, and (viii) other unfavourable political, military or diplomatic developments, in particular in Russia and the Baltic countries, producing legal uncertainty, which in turn may affect demand for the Nordea Group's products and services.

As a result of the recent global financial and economic crises, a number of regulatory initiatives have been taken to amend or implement rules and regulations, which are likely to have an impact on the business of the Nordea Group. Such initiatives include, but are not limited to, requirements for liquidity, capital adequacy and handling of counterparty risks, regulatory tools provided to authorities to allow them to intervene in scenarios of distress and the introduction of a common system of financial transaction tax in the euro area. These or any other requirements, restrictions, limitations on the operations of financial institutions and costs involved could have a material adverse effect on the Nordea Group's business, financial condition and results of operations.

***The Nordea Group may incur substantial costs in monitoring and complying with new capital adequacy and recovery and resolution framework requirements and regulatory action in the event of a failure of the relevant Issuer could materially adversely affect the value of the Notes.***

#### *Recovery and Resolution Directive*

On 12 June 2014, a directive providing for the establishment of a European-wide framework for the recovery and resolution of credit institutions and investment firms (2014/59/EU, "**BRRD**") was published in the Official Journal of the European Union. The BRRD sets out the necessary steps and powers to ensure that bank failures across the EU are managed in a way which eliminates the risk of financial instability and minimises costs for taxpayers. The BRRD sets out a minimum standard of harmonization and needs to be adopted through local legislation before it becomes effective. Furthermore, the EU is also considering a structural reform and it is foreseen that changes to CRD IV will continue. The Nordea Group, similar to other financial institutions, might incur substantial costs in monitoring and complying with these new requirements, which may also adversely affect the business environment in the financial sector.

The BRRD has entered into force and EU Member States are required to adopt and publish the laws, regulations and administrative provisions necessary to comply with the BRRD by 31 December 2014. The majority of the measures set out in the BRRD will need to be implemented in national law with effect from 1 January 2015, with the bail-in power for other eligible liabilities to apply from 1 January 2016, at the latest.

The stated aim of the BRRD is to provide authorities with common tools and powers to address banking crises pre-emptively in order to safeguard financial stability and minimise taxpayers' exposure to losses.

The BRRD contemplates that powers will be provided to the authorities designated by Member States of the European Union to apply the resolution tools and exercise the resolution powers set forth in the BRRD ("**resolution authorities**") include the introduction of a statutory "write-down and conversion power" with respect to capital instruments and a "bail-in power", which will give the relevant resolution authority the power to cancel all or a portion of the principal amount of, or interest on, certain other eligible liabilities (which could include the Notes), whether unsubordinated or subordinated, of a failing financial institution and/or to convert certain debt claims (which could include the Notes) into another security, including ordinary shares of the surviving group entity, if any, which may itself be written down. The bail-in power can be used to recapitalise an institution that is failing or about to fail, allowing authorities to restructure it through the resolution process and restore its viability after reorganisation and restructuring. The write-down and conversion power can be used either together with, or also, independently of, a resolution action.

In addition to the loss absorption requirements, the BRRD provides resolution authorities with broader powers to implement other resolution measures with respect to distressed banks, which may include (without limitation): (i) directing the sale of the bank or the whole or part of its business on commercial terms without requiring the consent of the shareholders or complying with the procedural requirements that would otherwise apply, (ii) transferring all or part of the business of the bank to a "bridge institution"

(a publicly controlled entity), (iii) transferring the impaired or problem assets to an asset management vehicle to allow them to be managed and worked out over time, (iv) replacing or substituting the bank as obligor in respect of debt instruments, (v) modifying the terms of debt instruments (including altering the maturity and/or the amount of interest payable and/or imposing a temporary suspension on payments), and/or (vi) discontinuing the listing and admission to trading of financial instruments.

#### *Single Resolution Mechanism*

The BRRD is complemented by the directly binding regulation (EU) No 806/2014 of the European Parliament and of the Council of 15 July 2014 establishing uniform rules and a uniform procedure for the resolution of credit institutions and certain investment firms in the framework of a Single Resolution Mechanism and a Single Resolution Fund and amending Regulation (EU) No 1093/2010 (the "**SRM**"). The primary scope of the SRM is the euro area and SRM will, once in force, be applied to NBF as a primary recovery and resolution code instead of the Finnish implementation measures relating to the BRRD. The SRM establishes a single European resolution board (the "**Resolution Board**") having resolution powers over the institutions that are subject to the SRM, thus replacing or exceeding the powers of the national authorities. The Resolution Board will draw up and adopt a resolution plan for the entities subject to its powers, including NBF. It will also determine, after consultation with competent authorities, a minimum requirement for own funds and eligible liabilities subject to write-down and conversion powers which NBF will be required to meet at all times. The Resolution Board will also use the powers of early intervention as set forth in the SRM, including the power to require an institution to contact potential purchasers in order to prepare for resolution of institution. The Resolution Board will have the authority to exercise the specific resolution powers pursuant to the SRM similar to those of the national authorities under the BRRD. The resolution tools available for the Resolution Board include the sale of business tool, the bridge institution tool, the asset separation tool and the bail-in tool as further specified in the SRM. The use of one or more of these tools will be included in a Resolution Scheme to be adopted by the Resolution Board.

Pursuant to the SRM, the bail-in tool may be applied to recapitalise an institution to restore its ability to comply with the licensing conditions and to sustain market confidence in the institution or to convert claims or debts to equity or reduce their principal amount. The bail-in tool covers bonds and notes issued by the institution subject to resolution measures, but certain defined instruments are excluded from the scope, such as covered bonds.

The provisions relating to resolution plans and cooperation between the Resolution Board and the national authorities will be applied as of 1 January 2015. The resolution powers of the Resolution Board will take effect from 1 January 2016.

#### *Rules relating to BRRD and the SRM*

There remains uncertainty regarding the ultimate nature and scope of these powers and, when implemented, how they would affect the Issuers, the Nordea Group and the Notes. Accordingly, it is not yet possible to assess the full impact of the BRRD or the SRM. The Notes may however be part of the claims and debts in respect of which the resolution authorities, including the Resolution Board, could use the bail-in powers to write-down or convert the principal of the Notes. There can be no assurances that, once the SRM takes effect or the BRRD is implemented, the fact of its implementation or the taking of any actions currently contemplated (including any earlier implementation of such requirements in Sweden or Finland (including retrospectively, if and to the extent the BRRD is implemented retrospectively so as to apply to the Notes)) would not adversely affect the price or value of an investment in Notes subject to the provisions of the BRRD or the SRM and/or the ability of the relevant Issuer to satisfy its obligations under such Notes. Until fully implemented, the Issuers cannot predict the precise effects of the bail-in power and the write-down and conversion power and its use in relation to the Notes. Prospective investors in the Notes should consult their own advisors as to the consequences of the SRM and the implementation of the BRRD.

#### *FSB Proposals for Total Loss-Absorbing Capacity*

In November 2014, the Financial Stability Board (the "**FSB**") published a consultation document on policy proposals intended to enhance the loss-absorbing capacity of global systemically important banks ("**G-SIBs**") in resolution. The FSB proposals seek to ensure that G-SIBs will have sufficient loss absorbing capacity available in a resolution of such an entity, in order to minimise any impact on

financial stability, ensure the continuity of critical functions and avoid exposing taxpayers to loss. The FSB's proposals also include a specific termsheet for total loss-absorbency capacity (or "**TLAC**") which attempts to define an internationally agreed standard. The FSB's proposals were endorsed at the G20's Brisbane conference in November 2014.

The FSB's proposals would, if implemented, require all G-SIB's to maintain a minimum Pillar 1 level of TLAC eligible capital within the range of 16-20% of risk weighted assets (alongside minimum regulatory capital requirements), and at a minimum of twice the Basel III leverage requirement, with effect from 1 January 2019. The proposals also suggest that G-SIB's will be required to pre-position such loss-absorbing capacity amongst material subsidiaries on an intra-group basis. The FSB has also proposed that the minimum TLAC requirement should be satisfied before any surplus common equity is available to satisfy CRD IV Buffers (see "*CRD IV introduces capital requirements that are in addition to the minimum capital ratio*" below), and the consultation document provides the possibility for local regulators to impose a Pillar II TLAC requirement over and above the Pillar 1 minimum. Based on the most recently updated FSB list of G-SIB's published in November 2014, Nordea does currently constitute a G-SIB, and is therefore likely to be subject to the TLAC requirement, once implemented under national law.

According to the consultation document, TLAC may comprise Tier 1 and Tier 2 capital (for the purposes of CRD IV), along with other TLAC-eligible liabilities which can be effectively written down or converted into equity during the resolution of the G-SIB. All TLAC is required to be subordinated to "excluded liabilities", which includes insured deposits and any other liabilities that cannot be effectively written down or converted to equity by the relevant resolution authority. Derivatives, and debt instruments with derivative features, are specified as excluded liabilities for TLAC purposes, and it therefore seems possible that many structured Notes issued under this programme may not be TLAC eligible liabilities (although they may still be subject to write down or conversion as a result of bail-in and other resolution powers as set out above).

*EBA Consultation Paper on the minimum requirement for own funds and eligible liabilities under BRRD.*

On 28 November 2014, the European Banking Authority (the "**EBA**") published a consultation paper setting out draft regulatory technical standards ("**RTS**") on the criteria for determining the minimum requirement for own funds and eligible liabilities ("**MREL**") under BRRD. In order to ensure the effectiveness of bail-in and other resolution tools introduced by BRRD, BRRD requires that all institutions must meet an individual MREL requirement, calculated as a percentage of total liabilities and own funds and set by the relevant resolution authorities, with effect from 1 January 2016 (or if earlier, the date of national implementation of BRRD). The draft RTS provide for resolution authorities to allow institutions a transitional period of up to four years to reach the applicable MREL requirements.

Unlike the FSB's proposals, the RTS do not set a minimum EU-wide level of MREL, and the MREL requirement applies to all credit institutions, not just to those identified as being of a particular size or of systemic importance. Each resolution authority is required to make a separate determination of the appropriate MREL requirement for each resolution group within its jurisdiction, depending on the resolvability, risk profile, systemic importance and other characteristics of each institution.

The MREL requirement for each institution will be comprised of a number of key elements, including the required loss absorbing capacity of the institution (which will, as a minimum, equate to the institution's capital requirements under CRD IV, including applicable buffers), and the level of recapitalisation needed to implement the preferred resolution strategy identified during the resolution planning process. Other factors to be taken into consideration by resolution authorities when setting the MREL requirement include: the extent to which an institution has liabilities in issue which are excluded from contributing to loss absorption or recapitalisation; the risk profile of the institution; the systemic importance of the institution; and the contribution to any resolution that may be made by deposit guarantee schemes and resolution financing arrangements.

Items eligible for inclusion in MREL will include an institution's own funds (within the meaning of CRD IV), along with "Eligible Liabilities", meaning liabilities which inter alia, are issued and fully paid up, have a maturity of at least one year (or do not give the investor a right to repayment within one year), and do not arise from derivatives. Although the scope of liabilities which will qualify as "derivatives" for these purposes is not entirely clear from the draft RTS, at this stage it seems possible that some Structured Notes may be MREL eligible liabilities. The MREL requirement may also have to be met partially

through the issuance of contractual bail-in instruments, being instruments that are effectively subordinated to other eligible liabilities in a bail-in or insolvency of the relevant institution.

Whilst there are a number of similarities between the MREL requirements and the FSB's proposals or TLAC, there are also certain differences, including the express requirement that TLAC be subordinated to insured deposits (which is not specifically the case for MREL eligible liabilities), and the timescales for implementation. The EBA consultation paper suggests that the MREL requirements can nevertheless be implemented for G-SIBs in a manner that is "consistent with" the international framework, and contemplates a possible increase in the MREL requirement over time in order to provide for an adequate transition to compliance with the TLAC requirements (which are currently projected to apply from January 2019). It remains to be seen whether there will be any further convergence in the detailed requirements of the two regimes.

#### *Risks relating to the FSB and EBA proposals*

Both the FSB's and the EBA's proposals are in draft form, and may therefore be subject to change. As a result, it is not possible to give any assurances as to the ultimate scope and nature of any resulting obligations, or the impact that they will have on the Issuers or the Nordea Group once implemented. If the FSB's and EBA's proposals are implemented in their current form however, it is possible that the Issuers and/or other members of the Nordea Group may have to issue a significant amount of additional TLAC and MREL eligible liabilities in order to meet the new requirements within the required timeframes. If the Nordea Group were to experience difficulties in raising TLAC or MREL eligible liabilities, it may have to reduce its lending or investments in other operations.

#### ***CRD IV introduces capital requirements that are in addition to the minimum capital ratio.***

Under CRD IV, institutions will be required to hold a minimum amount of regulatory capital of 8.0 per cent. of risk exposure amount. In addition to these minimum requirements under CRD IV, supervisors may add extra capital to cover other risks (thereby increasing the regulatory requirements under CRD IV) and the Nordea Group may also decide to hold an additional amount of capital. CRD IV also introduces capital buffer requirements that are in addition to the minimum capital requirement and required to be met with common equity tier 1 capital. It introduces five capital buffers: (i) the capital conservation buffer, (ii) the institution-specific counter-cyclical buffer, (iii) the global systemically important institutions buffer, (iv) the other systemically important institutions buffer and (v) the systemic risk buffer. For the Nordea Group, the buffer requirements will consist of the capital conservation buffer being set at 2.5 per cent. and the systemic risk buffer being set at 3 per cent. from 1 January 2015 in addition to the institution-specific countercyclical buffer (CCyB). The CCyB rate is dependent on the setting of the buffer in the different countries where Nordea has exposures. The buffer will vary over time in the different countries depending on macro-economic factors as well as supervisory judgment. Currently the buffer has only been decided in Norway where it will be set at 1 per cent. from the second half of 2015 and Sweden where it will be set at 1 per cent. from the third quarter of 2015. The Nordea Group is currently not subject to any buffer for global or other systemically important institutions.

Under Article 141 (Restrictions on distributions) of the CRD, Member States of the European Union must require that institutions that fail to meet the "combined buffer requirement" (broadly, the combination of the capital conservation buffer, the institution-specific counter-cyclical buffer and the higher of (depending on the institution), the systemic risk buffer, the global systemically important institutions buffer and the other systemically important institution buffer, in each case as applicable to the institution) will be subject to restricted "discretionary payments" (which are defined broadly by CRD IV as payments relating to common equity tier 1, variable remuneration and payments on additional tier 1 instruments).

The restrictions will be scaled according to the extent of the breach of the "combined buffer requirement" and calculated as a percentage of the profits of the institution since the last distribution of profits or "discretionary payment". Such calculation will result in a "maximum distributable amount" in each relevant period. As an example, the scaling is such that in the bottom quartile of the "combined buffer requirement," no "discretionary distributions" will be permitted to be paid. As a consequence, in the event of breach of the combined buffer requirement it may be necessary to reduce discretionary payments.

The SFSA has clarified the supervisory review and evaluation process within pillar 2, that is, the assessment of the individual capital requirement of banks, such that a capital requirement under pillar 2 is always additional to the capital requirements according to the general capital requirements under pillar 1.



The SFSA has stated that it does not, under normal conditions, intend to make a formal decision on the capital requirement under pillar 2. To the extent that the SFSA has not adopted any formal decision, the capital requirement under pillar 2 does not affect the level at which the automatic restrictions on distributions linked to the "combined buffer requirement" come into effect. However, should the SFSA adopt a formal decision on the capital requirement under pillar 2, such requirements would be included in the minimum capital requirements and, therefore, affect the level at which automatic restrictions on distributions linked to the "combined buffer requirement" come into effect.

***Legal and regulatory claims arise in the conduct of the Nordea Group's business.***

In the ordinary course of its business, the Nordea Group is subject to regulatory oversight and liability risk. The Nordea Group carries out operations through a number of legal entities in a number of jurisdictions and is subject to regulation in each such jurisdiction. Regulations and regulatory requirements are continuously amended and new requirements are imposed on the Nordea Group, including, but not limited to, regulations on conduct of business, anti-money laundering, payments, consumer credits, capital requirements, reporting and corporate governance. There can be no assurances that breaches of regulations by the Nordea Group will not occur and, to the extent that such a breach does occur, that significant liability or penalties will not be incurred. The Nordea Group is involved in a variety of claims, disputes, legal proceedings and governmental investigations in jurisdictions where it is active. These types of claims and proceedings expose the Nordea Group to monetary damages, direct or indirect costs (including legal costs), direct or indirect financial loss, civil and criminal penalties, loss of licences or authorisations, or loss of reputation, as well as the potential for regulatory restrictions on its businesses, all of which could have a material adverse effect on the Nordea Group's business, financial condition and results of operations. Adverse regulatory actions against the Nordea Group or adverse judgments in litigation to which the Nordea Group is party could result in restrictions or limitations on the Nordea Group's operations or result in a material adverse effect on the Nordea Group's business, financial condition and results of operations.

***The Nordea Group is exposed to risk of changes in tax legislation as well as to increases in tax rates.***

The Nordea Group's activities are subject to tax at various rates around the world computed in accordance with local legislation and practice. The Nordea Group's business, including intra-group transactions, is conducted in accordance with the Nordea Group's interpretation of applicable laws, tax treaties, regulations and requirements of the tax authorities in the relevant countries. Nordea has obtained advice from independent tax advisors in this respect. However, there can be no assurances that its interpretation of applicable laws, tax treaties, regulations, or administrative practice is correct, or that such rules are not changed, possibly with retroactive effect. Legislative changes or decisions by tax authorities may impair the present or previous tax position of the Nordea Group.

**Risks Relating to the Notes**

***The Notes may not be a suitable investment for all investors.***

Each potential investor of the Notes must determine the suitability of that investment in light of such investor's own circumstances. In particular, each potential investor should:

- (a) have sufficient knowledge and experience to make a meaningful evaluation of the relevant Notes, the merits and risks of investing in the relevant Notes and the information contained or incorporated by reference in this Base Prospectus or any applicable supplement to this Base Prospectus;
- (b) have access to, and knowledge of, appropriate analytical tools to evaluate, in the context of its particular financial situation, an investment in the relevant Notes and the impact such investment will have on its overall investment portfolio;
- (c) have sufficient financial resources and liquidity to bear all of the risks of an investment in the Notes, including Notes with principal or interest payable in one or more currencies, or where the currency for principal or interest payments is different from the currency in which such potential investor's financial activities are principally denominated;
- (d) understand thoroughly the terms of the relevant Notes and the behaviour of any relevant indices and financial markets; and

- (e) be able to evaluate (either alone or with the help of a financial adviser) possible scenarios for economic, interest rate and other factors that may affect its investment and its ability to bear the applicable risks.

Some Notes are complex financial instruments and such instruments may be purchased as a way to reduce risk or enhance yield with an understood, measured, appropriate addition of risk to the investor's overall portfolio. A potential investor should not invest in Notes which are complex financial instruments unless it has the expertise (either alone or with the assistance of a financial adviser) to evaluate how the Notes will perform under changing conditions, the resulting effects on the value of such Notes and the impact this investment will have on the potential investor's overall investment portfolio.

***The Notes may not be freely transferred.***

Neither NBAB nor NBF has registered, nor will either of them register, the Notes under the Securities Act or any other securities laws. Accordingly, the Notes are subject to certain restrictions on resale and other transfer thereof as set forth in the section entitled "*Subscription and Sale.*" As a result of these restrictions, neither NBAB nor NBF can be certain of the existence of a secondary market for the Notes or the liquidity of such a market if one develops. Consequently, a Holder of Notes and an owner of beneficial interests in those Notes must be able to bear the economic risk of their investment in the Notes for the terms of the Notes.

***There is no active trading market for the Notes.***

The Notes issued under the Programme will be new securities which may not be widely distributed and for which there is currently no active trading market (unless in the case of any particular Tranche, such Tranche is to be consolidated with and form a single series with a Tranche of Notes which is already issued). If the Notes are traded after their initial issuance, they may trade at a discount to their initial offering price, depending upon prevailing interest rates, the market for similar securities, general economic conditions and the financial condition of the relevant Issuer. Although applications have been made for Notes issued under the Programme to be admitted to listing on the Official List of the Irish Stock Exchange and to trading on its Main Securities Market and it is expected that an application will be made for the registration of the Programme on the SIX Swiss Exchange, there is no assurance that such applications will be accepted, that any particular Tranche of Notes will be so admitted or that an active trading market will develop. Accordingly, there is no assurance as to the development or liquidity of any trading market for any particular Tranche of Notes.

***Noteholders are subject to market volatility.***

Holders of Notes should be aware that, in view of the prevailing and widely reported global credit market conditions (which, to a certain extent, continue as of the date of this Base Prospectus), the secondary market for the Notes and instruments of this kind may be illiquid. Neither NBAB nor NBF can predict when these circumstances will change.

***Cancelled or scaled down issue***

The Issuers reserve the right to cancel all or part of an offer of Notes prior to the relevant Issue Date upon the occurrence of certain circumstances, e.g. where the subscribed amount does not reach certain levels or where variables such as participation ratios cannot be determined at a certain level. The Issuers also reserve the right, in their sole discretion, to cancel an issue upon the occurrence of economic, financial or political events which may jeopardise a successful issue of Notes.

***Credit ratings may not reflect all risks.***

The Issuers' credit ratings do not always mirror the risk related to individual Notes under the Programme. Tranches of Notes to be issued under the Programme may be rated by a credit rating agency or unrated. Where a Tranche of Notes is rated, the applicable rating(s) will be specified in the relevant Final Terms. Such rating will not necessarily be the same as the rating(s) assigned to the relevant Issuer or to Notes already issued. There are no guarantees that such ratings will be assigned or maintained. Any credit rating agency may lower its ratings or withdraw the rating if, in the sole judgement of the credit rating agency, the credit quality of the Notes has declined or is in question. In addition, at any time a credit rating agency may revise its relevant rating methodology with the result that, among other things, any rating assigned to the Notes may be lowered. If any of the ratings assigned to the Notes is lowered or

withdrawn, the market value of the Notes may be reduced. Furthermore, the ratings may not reflect the potential impact of all risks related to structure, market, additional factors discussed above, and other factors that may affect the value of the Notes. Accordingly, a credit rating is not a recommendation to buy, sell or hold securities and may be revised or withdrawn by the rating agency at any time.

***The Notes may be issued at a substantial discount or premium.***

The market values of securities issued at a substantial discount or premium to their nominal amount tend to fluctuate more in relation to general changes in interest rates than do prices for conventional interest-bearing securities. Generally, the longer the remaining term of the securities, the greater the price volatility as compared to conventional interest-bearing securities with comparable maturities.

***The Notes are subject to risks related to exchange rates and exchange controls.***

The relevant Issuer will pay principal and interest on the Notes in the Specified Currency. This presents certain risks relating to currency conversions if an investor's financial activities are denominated principally in a currency or currency unit (the "**Investor's Currency**") other than the Specified Currency. These include the risk that exchange rates may significantly change (including changes due to devaluation of the Specified Currency or revaluation of the Investor's Currency) and the risk that authorities with jurisdiction over the Investor's Currency may impose or modify exchange controls. An appreciation in the value of the Investor's Currency relative to the Specified Currency would decrease (1) the Investor's Currency-equivalent yield on the Notes, (2) the Investor's Currency equivalent value of the principal payable on the Notes and (3) the Investor's Currency equivalent market value of the Notes.

Government and monetary authorities may impose (as some have done in the past) exchange controls that could adversely affect an applicable exchange rate. As a result, investors may receive less interest or principal than expected, or no interest or principal.

***Noteholders are subject to credit risk on the relevant Issuer.***

Holder of the Notes issued under the Programme take a credit risk on the relevant Issuer. A holder's ability to receive payment under the Notes is dependent on the relevant Issuer's ability to fulfil its payment obligations, which in turn is dependent upon the development of the relevant Issuer's business.

***The Notes may be redeemed prior to maturity.***

Unless in the case of any particular Series of Notes the relevant Final Terms specifies otherwise, in the event that the relevant Issuer would be obliged to increase the amounts payable in respect of any Notes due to any withholding or deduction for or on account of, any present or future taxes, duties, assessments or governmental charges of whatever nature imposed, levied, collected, withheld or assessed by or on behalf of Sweden (in the case of Notes issued by NBAB) or Finland (in the case of Notes issued by NBF) or any political subdivision thereof or any authority therein or thereof having power to tax, the relevant Issuer may redeem all outstanding Notes in accordance with the Condition.

In addition, if in the case of any particular Tranche of Notes the relevant Final Terms specifies that the Notes are redeemable at the relevant Issuer's option in certain other circumstances, the relevant Issuer may choose to redeem the Notes at times when prevailing interest rates may be relatively low. In such circumstances, an investor may not be able to reinvest the redemption proceeds in a comparable security at an effective interest rate as high as that of the relevant Notes.

An optional redemption feature is likely to limit the market value of Notes. During any period when the relevant Issuer may elect to redeem Notes, the market value of such Notes generally will not rise substantially above and may in fact decrease below the price at which they can be redeemed. This also may be true prior to any redemption period.

Notes may be mandatorily redeemed prior to their scheduled maturity date for a number of reasons, such as taxation events, or in the case of Credit-Linked Notes following a Credit Event, or certain early redemption events such as a disruption events specified in the relevant Conditions for those Notes. Early redemption may result in Noteholders receiving a lower return on investment and in some circumstances may result in a loss of part or all of their investment. Prospective investors should consider reinvestment risk in light of other investments available at that time.

### ***Meetings of Holders.***

The Terms and Conditions of the Notes and the Fiscal Agency Agreement contain provisions for calling meetings of Noteholders to consider matters affecting their interests on a Series by Series basis. These provisions permit defined majorities to bind all Noteholders of the relevant Series including such Noteholders who did not attend and vote at the relevant meeting and Noteholders of the relevant Series who voted in a manner contrary to the majority.

### ***The Terms and Conditions of the Notes may be changed.***

The Terms and Conditions applicable to each Series will be as agreed between the relevant Issuer and the relevant Dealer at or prior to the time of issuance of such Series, and will be specified in the relevant Final Terms. The Terms and Conditions applicable to each Series will therefore be those set out in this Base Prospectus, subject to being completed by the relevant Final Terms in relation to each Series.

Each of the Issuers has the right to correct manifest errors in the terms and conditions without the Noteholders' consent and to make any amendment which the relevant Issuer does not consider to be materially prejudicial to the interests of Noteholders.

### ***Changes in laws and regulations may affect the terms and conditions of the Notes.***

The Notes and all non-contractual obligations arising out of or in connection with the Notes are governed by English law, Finnish Law, Swedish Law, Norwegian Law or Danish Law (as specified in the applicable Final Terms) except that (i) the registration of VP Notes in the VP which will be governed by, and construed in accordance with, Danish law; (ii) the registration of VPS Notes in the VPS which will be governed by, and construed in accordance with, Norwegian law; (iii) the registration of Finnish Notes in Euroclear Finland will be governed by, and construed in accordance with, Finnish law; and (iv) the registration of Swedish Notes in the Euroclear Sweden Register which will be governed by, and construed in accordance with, Swedish law.

The Rome II Regulation (864/2007), which sets out a series of rules to be applied by the courts of EU Member States (other than Denmark) for the purposes of determining the governing law of non-contractual obligations between parties in most civil and commercial matters does not apply in Norway or Denmark and therefore may not apply to Norwegian or Danish investors.

There can be no assurances as to the impact of any possible judicial decision or change to the laws of England, Sweden, Finland, Denmark or Norway or administrative practice after the date of this Base Prospectus.

### ***The Notes may be traded in amounts in excess of the minimum Specified Denomination that are not integral multiples.***

In relation to any issue of Notes which have a denomination consisting of a minimum Specified Denomination (as defined in the relevant Final Terms) plus a higher integral multiple of another smaller amount, it is possible that the Notes may be traded in amounts in excess of the minimum Specified Denomination that are not integral multiples of the minimum Specified Denomination. In such a case a Noteholder who, as a result of trading such amounts, holds a principal amount of less than the minimum Specified Denomination may not receive a Definitive Note in respect of such holding (should Definitive Notes be printed) and would need to purchase a principal amount of the Notes such that its holding amounts to the minimum Specified Denomination in order to be able to trade its holding of Notes or (in the case of Bearer Notes) obtain a Definitive Note (if printed).

### ***The amount of Notes to be issued under the Programme may be changed.***

The aggregate principal amount of Notes to be issued under the Programme is subject to increase or decrease as provided in the Dealership Agreement (as defined herein).

### ***EU Savings Directive.***

Under EC Council Directive 2003/48/EC on the taxation of savings income in the form of interest payments (the "**EU Savings Directive**"), each Member State is required to provide to the tax authorities of another Member State details of payments of interest or other similar income paid by a person within

its jurisdiction to, or collected by such a person for, an individual resident or certain limited types of entity (called "**Residual Entities**" within the meaning of Article 4.2 of the EU Savings Directive) established in that other Member State; however, for a transitional period, Austria and Luxembourg may instead apply a withholding system in relation to such payments, deducting tax at rates rising over time to 35 per cent. The transitional period is to terminate at the end of the first full fiscal year following agreement by certain non EU countries to the exchange of information relating to such payments.

On 18 March 2014, the Luxembourg government has submitted to the Luxembourg Parliament the draft Bill N° 6668 on taxation of savings income putting an end to the current withholding tax regime as from 1 January 2015 and implementing the automatic exchange of information as from that date. This draft Bill was passed into law on 25 November 2014. In addition, Austria has undertaken to implement an automatic exchange of information in the future (with no concrete date of implementation set at present).

A number of non EU countries, and certain dependent or associated territories of certain Member States, have adopted similar measures (either provision of information or transitional withholding) in relation to payments made by a person within its jurisdiction to, or collected by such a person for, an individual resident or a Residual Entity established in a Member State. In addition, the Member States have entered into provision of information or transitional withholding arrangements with certain of those dependent or associated territories in relation to payments made by a person in a Member State to, or collected by such a person for, an individual resident or certain limited types of entity established in one of those territories.

The Council of the European Union formally adopted a Council Directive amending the EU Savings Directive on 24 March 2014 (the "**Amending Directive**"). The Amending Directive broadens the scope of the requirements described above. Member States have until 1 January 2016 to adopt the national legislation necessary to comply with the Amending Directive and such legislation is required to apply from 1 January 2017. The changes made under the Amending Directive include extending the scope of the EU Savings Directive to payments made to, or secured for, certain other entities and legal arrangements (including certain trusts) and may apply in some cases where the person, entity or arrangement is established or effectively managed outside of the European Union. They also broaden the definition of "interest payment" to cover income that is equivalent to interest.

If a payment were to be made or collected through a Member State which has opted for a withholding system and an amount of, or in respect of, tax were to be withheld from that payment, neither of the Issuers, any paying agent or any other person would pursuant to the terms and conditions of the Notes be required to pay additional amounts as a result of the imposition of such withholding tax. The Issuers are required to maintain paying agent in a Member State that is not obliged to withhold or deduct tax pursuant to the Directive. Investors who are in any doubt as to their position should consult their professional advisers.

***The proposed financial transactions tax ("FTT") may negatively affect holders of Notes or the Issuers.***

On 14 February 2013, the European Commission published a proposal (the "**Commission's Proposal**") for a Directive for a common FTT in Belgium, Germany, Estonia, Greece, Spain, France, Italy, Austria, Portugal, Slovenia and Slovakia (the "**participating Member States**"). The Commission's Proposal has very broad scope and could, if introduced, apply to certain dealings in the Notes (including secondary market transactions) in certain circumstances. The issuance and subscription of Notes should, however, be exempt.

Under the Commission's Proposal, the FTT could apply in certain circumstances to persons both within and outside of the participating Member States. Generally, it would apply to certain dealings in the Notes where at least one party is a financial institution, and at least one party is established in a participating Member State. A financial institution may be, or be deemed to be, "established" in a participating Member State in a broad range of circumstances, including (a) by transacting with a person established in a participating Member State or (b) where the financial instrument which is subject to the dealings is issued in a participating Member State.

A joint statement issued in May 2014 by ten of the eleven participating Member States indicated an intention to implement the FTT progressively, such that it would initially apply to shares and certain derivatives, with this initial implementation occurring by 1 January 2016.

The FTT proposal remains subject to negotiation between the participating Member States. It may therefore be altered prior to any implementation. Additional EU Member States may decide to participate.

Prospective holders of the Notes are advised to seek their own professional advice in relation to the FTT. Although the effect of these proposals on the Nordea Group will not be known until the legislation is finalised, the FTT may also adversely affect certain of its businesses

***Payments on the Notes may be subject to U.S. withholding under FATCA.***

The United States has enacted rules, commonly referred to as "FATCA," that generally impose a new reporting and withholding regime with respect to certain U.S. source payments (including dividends and interest), gross proceeds from the disposition of property that can produce U.S. source interest and dividends and certain payments made by entities that are classified as financial institutions under FATCA. The United States has entered into an intergovernmental agreement regarding the implementation of FATCA with Sweden (the "**Swedish IGA**") and with Finland (the "**Finnish IGA**"). Under the Swedish IGA and the Finnish IGA, as currently drafted, the Issuers do not expect payments made on or with respect to the Notes to be subject to withholding under FATCA. However, significant aspects of when and how FATCA will apply remain unclear, and no assurance can be given that withholding under FATCA will not become relevant with respect to payments made on or with respect to the Notes in the future. Prospective investors should consult their own tax advisors regarding the potential impact of FATCA.

***Because the Global Notes are held by or on behalf of clearing systems, investors will have to rely on the relevant clearing system's procedures for transfer, payment and communication with the Issuers.***

Notes issued under the Programme may be represented by one or more Global Notes. Such Global Notes will be deposited with a common depositary, or as the case may be a common safekeeper for Euroclear and Clearstream, Luxembourg or (in the case of Swiss Franc Notes) SIS. Except in the circumstances described in the relevant Global Note, investors will not be entitled to receive definitive Notes. The relevant clearing system(s) will maintain records of the beneficial interests in the Global Notes. While the Notes are represented by one or more Global Notes, investors will be able to trade their beneficial interests only through the relevant clearing system(s).

While the Notes are represented by one or more Global Notes, the relevant Issuer will discharge its payment obligations under the Notes by making payments to the common depositary, or as the case may be a common safekeeper for the relevant clearing system(s) or a nominee thereof for distribution to their account holders. A holder of a beneficial interest in a Global Note must rely on the procedures of the relevant clearing system(s) to receive payments under the relevant Notes. The Issuers have no responsibility or liability for the records relating to, or payments made in respect of, beneficial interests in the Global Notes.

Holders of beneficial interests in the Global Notes will not have a direct right to vote in respect of the relevant Notes. Instead, such holders will be permitted to act only to the extent that they are enabled by the relevant clearing system(s) to appoint appropriate proxies. Similarly, holders of beneficial interests in the Global Notes will not have a direct right under the Global Notes to take enforcement action against the relevant Issuer in the event of a default under the relevant Notes but will have to rely upon their rights under the Deed of Covenant.

***Investors will have to rely on the VP's, VPS's, Euroclear Finland's, Euroclear Sweden's or SIS's procedures (as the case may be) for transfer, payment and communication with the Issuer.***

Investors in VP Notes, VPS Notes, Finnish Notes, Swedish Notes or Swiss Franc Notes will have to rely on the relevant clearing system's or the relevant Issuing Agent's, as the case may be, procedures for transfer, payment and communication with the relevant Issuer.

VP Notes, VPS Notes, Finnish Notes or Swedish Notes issued under the Programme will not be evidenced by any physical note or document of title other than statements of account made by the VP, the VPS, Euroclear Finland or Euroclear Sweden, as the case may be. Ownership of VP Notes, VPS Notes, Finnish Notes or Swedish Notes will be recorded and transfer effected only through the book entry system and register maintained by the VP, the VPS, Euroclear Finland or Euroclear Sweden, as the case may be.

### ***Specific legal risks relating to certain Notes***

In relation to structured Notes, it should be noted that any change in applicable laws or regulations or changes in the application thereof as well as specific events such as a moratorium, currency restriction, embargo, blockade or boycott of a central bank, the Swedish or Finish government or other sovereign such as the United Nations or the European Union, may result in (i) a substitution of Reference Assets, (ii) a change in a method for calculation of certain amounts under the Note, (iii) that certain amounts are calculated at an earlier date, (iv) a change in the calculation of yield and/or (v) amendments to the Conditions. Such events may therefore adversely affect the yield and other amounts that are payable to the investors under a structured Note, as well as the timing of payments.

In the event that a change in laws or regulations or decisions by public authorities (or in the application thereof), or any other circumstance not directly related to a downgrading of the relevant Issuer's credit ratings, would (in the opinion of the relevant Issuer) result in an increase in certain costs related to structured Note or increased costs for the relevant Issuer's risk management in relation to structured Note, such event may entitle the relevant Issuer to (i) substitute Reference Assets, (ii) change a method for calculation of certain amounts under the Note, (iii) calculate certain amounts at an earlier date, (iv) change the calculation of yield and/or (v) amend the Conditions.

### ***Total cost***

Costs are incurred by the relevant Issuer in connection with the issuance of structured Notes due to, among other things, production, distribution, licences, exchange listing and risk management. In order to cover these costs, the relevant Issuer charges brokerage fees and commissions. Such fees and commissions may be factored into the issue price of the Notes or may be charged separately. The amount of the commission may vary and is affected by the fluctuations in interest rates and the price of the financial instruments included in the product.

Investors should be aware that market participants have varying possibilities to influence the price of the financial instruments underlying a Note. The pricing of structured Notes is normally not made on the basis of negotiated terms but rather it is decided by the relevant Issuer. Hence, there may be a conflict of interest between the relevant Issuer and the investors, to the extent the relevant Issuer is able to influence pricing and has a possibility to make a gain or to avoid a loss in relation to underlying Reference Assets, and the relevant Issuer does not have any fiduciary or other obligation to act in the best interests of Noteholders. The transparency relating to the pricing of structured Notes may be limited.

### ***Alternative cost risks***

The market risks vary depending on the note structure and the term to maturity for different Notes. The value of a Note varies with changes in market interest rates. A structured Note often operates as a combination of an interest-bearing investment and, for example, an investment in equities. An investor thus takes an additional risk when investing in a structured Note if the alternative had been a pure interest-bearing investment. A structured Note generates no interest or other yield if the market performance is unfavourable and it is redeemable only at the principal amount. If the Note is not principal protected, the entire invested amount may be lost. The investor in such a structured Note assumes an alternative risk corresponding to the interest that the investor would have received had the alternative been, instead, to invest the money in pure interest-bearing instruments. If the investor sells such Note prior to the expiry of the term to maturity, the investor bears the risk of receiving less than the principal amount of the Note.

### ***Hedging activities of the relevant Issuer and affiliates***

The relevant Issuer and/or its affiliates may carry out hedging activities related to the Notes, including purchasing the Reference Asset(s), components of the Reference Asset(s) and/or debt obligations of a Reference Entity, but will not be obliged to do so. Certain of the relevant Issuer's affiliates may also purchase and sell the Reference Asset(s) and/or component of the Reference Asset on a regular basis as part of their securities businesses. Any of these activities could potentially affect the value or level of the Reference Asset and the debt obligations of the Reference Entity and, accordingly, the value of the Notes. In addition, the disruption of such hedging arrangements or material increase in cost of such hedging arrangements may lead to an early redemption of the Notes in whole (but not in part) as specified in the applicable Final Terms.

If the Issuer determines that there has been a change in any market standard terms or market trading conventions which affect any hedging transaction entered into by the Issuer or another member of the Nordea Group in order to hedge the Issuer's obligations in relation to the Notes, the Issuer reserves the right (without the consent of Noteholders) to amend the corresponding provisions of the Conditions in order to preserve consistency with the relevant hedging transaction.

#### ***No ownership rights***

An investment in the Notes is not the same as an investment in the Reference Asset(s) and does not confer any legal or beneficial interest in the Reference Asset(s) or any component of the Reference Asset(s) or any voting rights, rights to receive dividends or other rights that a holder of the Reference Asset(s) or any component of the Reference Asset(s) would have. The Notes are unsubordinated and unsecured obligations of the Issuer. No security has been taken in respect of the Reference Asset(s) or any component of the Reference Asset(s).

#### ***Conflicts of interest***

The relevant Issuer and/or its affiliates may also purchase and sell the Reference Asset(s), components of the Reference Assets and/or debt obligations of the Reference Entities on a regular basis as part of their securities businesses or lend to Reference Entities as part of their commercial lending operations. Any of these activities could potentially affect the value or level of the Reference Asset(s) and the debt obligations of such Reference Entities and in turn the value of the Notes.

The relevant Issuer and/or its affiliates may from time to time advise the issuers of or obligors in respect of a Reference Asset or any component of a Reference Asset and/or any Reference Entity regarding transactions to be entered into by them, or engage in transactions involving any Reference Asset and/or Reference Entity for their proprietary accounts and for other accounts under their management. Any such transactions may have a positive or negative effect on the value of such Reference Asset, the value or level of such Reference Asset and/or the value of such Reference Entity's debt obligations generally and therefore on the value of the Notes.

Accordingly, certain conflicts of interest may arise between the interests of the relevant Issuer and the interests of holders of Notes.

#### ***Index disclaimer***

Index-Linked Notes and Commodity Index-Linked Notes are not sponsored, endorsed, sold or promoted by any index to which they are indirectly linked or any sponsor of such index and such index sponsor has made no representation whatsoever, whether express or implied, either as to the results to be obtained from the use of any index and/or the levels at which such index stands at any particular time on any particular date or otherwise. No index sponsor shall be liable (whether in negligence or otherwise) to any person for any error in any index and an index sponsor is under no obligation to advise any person of any error within an index. An index sponsor has made no representation whatsoever, whether express or implied, as to the advisability of purchasing or assuming any risk in connection with such Notes. Neither the relevant Issuer nor the Calculation Agent shall have any liability to any person for any act or failure to act by an index sponsor in connection with the calculation, adjustment or maintenance of an index. Neither the relevant Issuer nor the Calculation Agent has any affiliation with or control over any index or index sponsor or any control over the computation, composition or dissemination of any index. Although the relevant Issuer and the Calculation Agent will obtain information concerning an index to which the Notes are linked from publicly available sources they believe to be reliable, they will not independently verify this information.

#### **Risks relating to particular Reference Assets**

##### ***Risks relating to the performance of the Reference Asset(s)***

With structured Notes (for example, equity-linked Notes, currency-linked Notes, credit-linked Notes, fund-linked Notes, commodity-linked Notes and other possible structures) the yield, and sometimes also the repayment of principal, depends on the performance of one or more Reference Assets, such as equities, indices, interest rates, currencies, credit exposures (one or more), fund units, commodities or baskets thereof, or combinations or the relationship between assets. If the repayment of part of or an invested amount is linked to the performance of Reference Assets, the investor may risk losing the entire



invested amount. Structured Notes are often designed on the basis of a combination of different types of traditional instruments such as equities, fund units or a derivative instrument. These combinations of products may have elements of different instruments. The value of a structured Note will be affected by the value of the Reference Asset or the relevant comparison figure. The valuations of the Reference Asset may take place both during the term and on the Redemption Date and the performance may be positive or negative for the holder. The Holder's right to yield, and where applicable repayment, thus depends on the performance of the Reference Asset and applicable performance structure. The value of a structured Note may, in addition to changes in the price of the Reference Asset, be determined by the intensity of the price fluctuations of the Reference Asset (commonly referred to as volatility), expectations regarding future volatility, market interest rates and expected dividends or other distributions on the Reference Asset.

Potential investors should be aware that:

- (a) the market price of such Notes may be volatile;
- (b) they may receive no interest;
- (c) payment of principal or interest may occur at a different time or in a different currency than expected;
- (d) the amount of principal payable at redemption may be less than the nominal amount of such Notes or even zero;
- (e) the Reference Asset may be subject to significant fluctuations that may not correlate with changes in interest rates, currencies or other indices;
- (f) if the performance of the Notes contains a multiplier greater than one or contains some other leverage factor, the effect of changes in the Relevant Factor on principal or interest payable is likely to be magnified; and
- (g) the timing of changes in the value of one or more Reference Asset may affect the actual yield to investors, even if the average level is consistent with their expectations. In general, the earlier the change in the value of one or more Reference Asset, the greater the effect on yield.

Further, Holders of Notes and prospective purchasers of such Notes should ensure that they understand the nature of such Notes and the extent of their exposure to risk and that they consider the suitability of such Notes as an investment in light of their own circumstances and financial condition. A small movement in the value of one or more Reference Asset may result in a significant change in the value of such Notes. Holders of such Notes, and prospective purchasers of such Notes, should form their own views of the merits of an investment based upon such investigations. Given the highly specialised nature of structured Notes, each of the Issuers considers that they are only suitable for highly sophisticated investors who are able to determine for themselves the risk of an investment on which the return is determined in this way. Consequently, an investor who does not fall within the description above should not consider purchasing such Notes without taking detailed advice from a specialised professional adviser.

#### ***Risk relating to limited information in relation to certain Reference Assets***

In relation to certain Reference Assets, for example, certain hedge funds or indices composed of hedge funds, there is limited access to information since, among other things, the official closing price of some of these Reference Assets is published less frequently. The composition of certain indices and funds may be confidential for strategic reasons. Other factors limiting transparency in relation to such Reference Assets may be that the Reference Asset is not subject to continuous trading, that valuation models for determination of the value of the Reference Assets are not reported to the investors and those underlying factors which affect the value of the Reference Asset are not public.

#### ***Currency fluctuations***

Foreign exchange rates may be affected by complex political and economic factors, including relative rates of inflation, interest rate levels, the balance of payments between countries, the extent of any governmental surplus or deficit and the monetary, fiscal and/or trade policies pursued by the governments

of the relevant currencies. Currency fluctuations may affect the value or level of the Reference Assets in complex ways. If such currency fluctuations cause the value or level of the Reference Assets to vary, the value or level of the Notes may fall. If the value or level of one or more Reference Asset(s) is denominated in a currency that is different from the currency of the Notes, investors in the Notes may be subject to increased foreign exchange risk. Previous foreign exchange rates are not necessarily indicative of future foreign exchange rates.

#### ***Risks relating to market disruption and extraordinary events***

Market disruption can occur, for example, if the trading in Reference Assets is suspended or an official price for some reason is not listed. In conjunction with market disruption, the value of Reference Assets is determined at a different time than intended and, in certain cases, also by another method than intended. Certain Reference Assets such as equities, equity baskets or fund units may be affected by extraordinary events such as delisting, nationalisation, bankruptcy, liquidation or the equivalent or a share split, new share issue, bonus issue, issuance of warrants or convertibles, reverse share split or buyback in respect of such equity or equity basket which constitutes a Reference Asset. For all structured Notes, events such as changes in the law or increased costs for risk management may arise. If so, the relevant Issuer may, at its sole discretion, make any adjustments in the composition of the assets and the calculation of the yield or value of Notes or replace one Reference Asset with another Reference Asset, to the extent that the relevant Issuer deems necessary in order for the calculation of the yield or value of Notes to, in the relevant Issuer's opinion, reflect the manner in which yield or value was previously calculated. It may be that the relevant Issuer believes that such adjustments cannot procure a fair result, in which case the relevant Issuer may make the calculation of yield prematurely and determine the Redemption Amount or the yield. Interest on the principal amount shall thereafter accrue at the market rate of interest.

#### ***Reading of closing values of Reference Assets***

In certain yield structures, the closing price is recorded on a number of occasions in order to calculate an average final price. The aim is to minimise the risk of single extreme values greatly affecting the final price. Investors should, however, appreciate the fact that the value on such recording occasions will affect the average final price, entailing that the final price may be lower or higher than the actual closing price on the valuation day. In some Notes however, the value is determined on the basis of a single valuation, hence, there is a risk that some extreme values could affect the final price.

#### ***Risks associated with Equities as Reference Assets***

An investment in equity linked Notes entails significant risks in addition to those associated with investments in a conventional debt security.

(a) *Factors affecting the performance of equities may adversely affect the value of the Notes*

The performance of equities is dependent upon macroeconomic factors, such as interest rates and price levels on the capital markets, currency developments, political factors and company-specific factors such as earnings position, market position, risk situation, shareholder structure and distribution policy.

(b) *No claim against the issuer of the Reference Assets or recourse to the Reference Assets*

Equity linked Notes do not represent a claim against or an investment in any issuer of equity securities (an "**Equity Issuer**") to which they are linked and Noteholders will not have any right of recourse under the Notes to any such company or the equities. The Notes are not in any way sponsored, endorsed or promoted by any Equity Issuer and such companies have no obligation to take into account the consequences of their actions for any Noteholders. Accordingly, the issuer of an equity may take any actions in respect of such equity without regard to the interests of the investors in the Notes, and any of these actions could adversely affect the market value of the Notes.

In the case of Notes relating to equities, no issuer of such equities will have participated in establishing the terms of the Notes and neither the relevant Issuer nor any Dealer will make any investigation or enquiry in connection with such offering with respect to the information concerning any such issuer of equities contained in the applicable Final Terms or in the

documents from which such information was extracted. Consequently, there can be no assurance that all events occurring prior to the relevant Issue Date (including events that would affect the accuracy or completeness of the publicly available documents described in this paragraph or in any relevant Final Terms) that would affect the trading price of the equities will have been publicly disclosed. Subsequent disclosure of any such events or the disclosure of or failure to disclose material future events concerning such an issuer of equities could affect the trading price of the equities and therefore the trading price of the Notes.

### ***Risks associated with Indices as Reference Assets***

An investment in Index Linked Notes entails significant risks in addition to those associated with investments in a conventional debt security.

(a) *Factors affecting the performance of Indices may adversely affect the value of the Notes*

Indices comprise a synthetic portfolio of shares or other assets and, as such, the performance of an Index is dependent upon the macroeconomic factors relating to the shares or other components that comprise such Index, which may include interest rates and price levels on the capital markets, currency developments, political factors and (in the case of shares) company-specific factors such as earnings position, market position, risk situation, shareholder structure and distribution policy.

(b) *Exposure to the risk that returns on the Notes do not reflect direct investment in underlying equities or other items comprising the Index*

The return payable on Notes that reference Indices may not reflect the return an investor would realise if he or she actually owned the relevant items comprising the components of the Index. For example, if the components of the Indices are shares, Noteholders will not receive any dividends paid on those shares and will not participate in the return on those dividends unless the relevant Index takes such dividends into account for purposes of calculating the relevant level. Similarly, Noteholders will not have any voting rights in the underlying equities or any other assets which may comprise the components of the relevant Index. Accordingly, investors in Notes that reference Indices as Reference Assets may receive a lower payment upon settlement or redemption of such Notes than such investor would have received if he or she had invested in the components of the Index directly.

(c) *Loss of return of dividends in respect of most Notes linked to equity Indices*

The rules governing the composition and calculation of the relevant underlying Index might stipulate that dividends distributed on its components do not lead to a rise in the index level, for example, if it is a "price" index, which may lead to a decrease in the index level if all other circumstances remain the same. As a result, in such cases, the Noteholders of Notes in respect of which a Reference Asset is such an Index will not participate in dividends or other distributions paid on the components comprising the Index. Even if the rules of the relevant underlying Index provide that distributed dividends or other distributions of the components are reinvested in the Index and therefore result in raising its level, in some circumstances, the dividends or other distributions may not be fully reinvested in such Index.

(d) *A change in the composition or discontinuance of an Index could adversely affect the market value of the Notes*

The sponsor of any Index can add, delete or substitute the components of such Index or make other methodological changes that could change the level of one or more components. The modification of components of any Index may affect the level of such Index, as a newly added component may perform significantly worse or better than the component it replaces, which in turn may affect the payments made by the relevant Issuer to the investors in the Notes. The sponsor of any such Index may also alter, discontinue or suspend calculation or dissemination of such Index. The sponsor of an Index will have no involvement in the offer and sale of the Notes and will have no obligation to any investor in such Notes. The sponsor of an Index may take any actions in respect of such Index without regard to the interests of the investor in the Notes, and any of these actions could adversely affect the market value of the Notes.

- (e) There are additional risks in relation to Commodity Indices, see "*Risks associated with Commodities as Reference Items*".
- (f) *Proprietary Indices*

The Nordea Group may from time to time participate in creating, structuring and maintaining indices portfolios or strategies and for which it may act as index sponsor (collectively, "**Proprietary Indices**"). These indices are calculated by an external calculation agent in accordance with rules which describe the methodology for determining the composition and the calculation of these Proprietary Indices (the "**Rules**").

In respect of Proprietary Indices to which Notes are linked, the Issuer may face a conflict of interest between its obligations as the Issuer of such Notes and its role (or the role of one or more of its affiliates) as the composer, promoter, designer or administrator of such indices, as the determination of the composition of such indices, any amendment, supplement or modification to the Rules, or any modification of certain parameters or the valuation of certain Component Securities, may have an impact on the price or value of the Notes.

Each of the Issuers and any other Index Sponsor may, from time to time, exercise reasonable discretion as they deem appropriate in order to ensure the integrity of any Proprietary Index. They may also, in certain circumstances, apply discretionary adjustments to ensure and maintain the high quality of the index construction and calculation. The Issuers and their affiliates do not guarantee the accuracy or completeness of any Proprietary Index, or of the data used to calculate the Index or determine the Index components, or the uninterrupted or timely calculation or dissemination of any Proprietary Index. Moreover, the Issuers and their affiliates do not guarantee that any Index accurately reflects past, present, or future market performance.

The Issuers, or any of their affiliates, may also have banking or other commercial relationships with third parties in relation to a Proprietary Index, and may engage in trading in such index (including such trading as the relevant Issuer and/or its affiliates deems appropriate in their sole and absolute discretion to hedge its market risk on any transactions that may relate to Proprietary Indices), which may adversely affect the level of such Index.

If the hedging activities of an Issuer or any of its affiliates in connection with a particular index are disrupted, the Issuer or the relevant affiliate may also decide to terminate calculations in relation to such Index sooner than another index sponsor would in comparable circumstances.

All of the above factors may result in consequences which may be adverse to Noteholders, and may have a detrimental impact on the price or value of the Notes. The Issuers do not have any duty or obligation to create, operate or maintain Proprietary Indices in a manner that is intended to promote the best interests of Noteholders.

#### ***Risks associated with Inflation Indices as Reference Assets***

The performance structures may determine the interest and/or redemption amounts payable on the Notes by reference to the level of an inflation index (an "**Inflation Index**") or a basket of inflation indices, either in the form of Inflation-Linked Notes or thorough the use of Inflation Indices as Reference Assets.

#### ***Index Delay and Disruption Events affecting Inflation Indices***

Where and there is a delay in publication of the level of an Inflation Index, the level of such Inflation Index ceases to be published, such Inflation Index is rebased, there is a material change to such Inflation Index or there has been a manifest error in the publication of the level of such Inflation Index, the relevant Issuer may determine if such event has a material effect on the Notes and, if so, to make such addition, adjustment or amendment to the Conditions as the relevant Issuer deems necessary.

Many economic and market factors may influence an Inflation Index and consequently the value of Notes relating to Inflation Indices, including:

- general economic, financial, political or regulatory conditions and/or events; and/or

- fluctuations in the prices of various assets, goods, services and energy resources (including in response to supply of, and demand for, any of them); and/or
- the level of inflation in the economy of the relevant country and expectations of inflation.

In particular, the level of an Inflation Index may be affected by factors unconnected with the financial markets.

***Risks associated with Foreign Exchange Rates as Reference Assets or as part of the Performance Structure***

An investment in currency-linked Notes entails significant risks in addition to those associated with investments in a conventional debt security.

Notes may be denominated in one currency (the "**Reference Asset Currency**") but payable in another currency (the "**Specified Currency**"). The value of the Notes could therefore be affected by fluctuations in the value of the Reference Asset Currency as compared to the Specified Currency (which may be calculated, where applicable, on a cross-currency basis). This presents certain risks that the exchange rate (or the exchange rates) used to determine the Specified Currency amount of any payments in respect of the Notes may significantly change (including changes due to devaluation or revaluation of the Specified Currency as compared to the Reference Asset Currency) and the risk that authorities with jurisdiction over such currencies could cause a decrease in (1) the Specified Currency equivalent yield on the Notes, (2) the Specified Currency equivalent value of the amount payable in respect of the relevant Redemption Amount of the Notes and (3) the Specified Currency equivalent market value of the Notes. Therefore, there is a possibility that the Specified Currency value of the Notes at the time of any sale or redemption, cancellation or exercise, as the case may be, of the Notes may be below the value of the investor's original investment in the Notes, depending on the exchange rate at the time of any such sale or redemption, cancellation or exercise, as the case may be.

- (a) *Factors affecting the performance of the relevant foreign exchange rate may adversely affect the value of the Notes*

The foreign exchange rate(s) to which the Notes are linked will affect the nature and value of the investment return on the Notes. The performance of foreign exchange rates is dependent upon the supply and demand for currencies in the international foreign exchange markets, which are subject to economic factors, including inflation rates in the countries concerned, interest rate differences between the respective countries, economic forecasts, international political factors, currency convertibility and safety of making financial investments in the currency concerned, speculation and measures taken by governments and central banks. Such measures include, without limitation, imposition of regulatory controls or taxes, issuance of a new currency to replace an existing currency, alteration of the exchange rate or exchange characteristics by devaluation or revaluation of a currency or imposition of exchange controls with respect to the exchange or transfer of a specified currency that would affect exchange rates and the availability of a specified currency.

- (b) *Nordea is a major foreign exchange dealer and is subject to conflicts of interest*

Investors should note that certain members of the Nordea Group are regular participants in the foreign exchange markets and in the ordinary course of their business may effect transactions for their own account or for the account of their customers and hold long and short positions in currencies and related derivatives, including in the currencies that constitute Reference Assets in relation to the Notes. Such transactions may affect the relevant Reference Assets, the market price, liquidity or value of the Notes and could be adverse to the interests of Noteholders. No members of the Nordea Group has any duty to enter into such transactions in a manner which is favourable to Noteholders.

- (c) *Currencies of emerging markets jurisdictions pose particular risks*

Currency-linked Notes linked to emerging market currencies may experience greater volatility and less certainty as to the future levels of such emerging market currencies or their rate of exchange as against other currencies.

### ***Risks associated with Commodities as Reference Assets***

An investment in commodity-linked Notes entails significant risks in addition to those associated with investments in a conventional debt security.

- (a) *Factors affecting the performance of commodities may adversely affect the value of the Notes; commodity prices may be more volatile than other asset classes*

Trading in commodities is speculative and may be extremely volatile. Commodity prices are affected by a variety of factors that are unpredictable, including, for example, changes in supply and demand relationships, weather patterns and extreme weather conditions, governmental programmes and policies, national and international political, military, terrorist and economic events, fiscal, monetary and exchange control programmes, changes in interest and exchange rates and changes and suspensions or disruptions of market trading activities in commodities and related contracts. Commodity prices may be more volatile than other asset classes, making investments in commodities riskier than other investments.

- (b) *Commodities may reference physical commodities or commodity contracts, and certain commodity contracts may be traded on unregulated or "under-regulated" exchanges*

Commodities comprise both (i) "physical" commodities, which need to be stored and transported, and which are generally traded at a "Spot" price, and (ii) commodity contracts, which are agreements either to (A) buy or sell a set amount of an underlying physical commodity at a predetermined price and delivery period (which may be referred to as a delivery month) or to (B) make and receive a cash payment based on changes in the price of the underlying commodity.

Commodity contracts may be traded on regulated specialised futures exchanges (such as futures contracts). Commodity contracts may also be traded directly between market participants "over-the-counter" on trading facilities that are subject to lesser degrees of regulation or, in some cases, no substantive regulation. Accordingly, trading in such "over-the-counter" contracts may not be subject to the same provisions as, and the protections afforded to, contracts traded on regulated specialised futures exchanges, and there may therefore be additional risks related to the liquidity and price histories of the relevant contracts.

- (c) *Notes which are linked to commodity futures contracts may provide a different return than Notes linked to the relevant physical commodity and will have certain other risks*

The price of a futures contract on a commodity will generally be at a premium or at a discount to the spot price of the underlying commodity. This discrepancy is due to such factors as (i) the need to adjust the spot price due to related expenses (e.g. warehousing, transport and insurance costs) and (ii) different methods being used to evaluate general factors affecting the spot and the futures markets. In addition, and depending on the commodity, there can be significant differences in the liquidity of the spot and the futures markets. Accordingly, Notes which are linked to commodity futures contracts may provide a different return than Notes linked to the relevant physical commodity.

Investments in futures contracts involve certain other risks, including potential illiquidity. A holder of a futures position may find that such position becomes illiquid because certain commodity exchanges limit fluctuations in such futures contract prices pursuant to "daily limits". Once the price of a particular futures contract has increased or decreased by an amount equal to the daily limit, positions in the contract can neither be taken nor liquidated unless holders are willing to effect trades at or within the limit. This could prevent a holder from promptly liquidating unfavourable positions and subject it to substantial losses. Futures contract prices in various commodities occasionally have exceeded the daily limit for several consecutive days with little or no trading. Any such losses in such circumstances could have a negative adverse effect on the return of any Notes, the Reference Asset for which is the affected futures contract.

In the case of a direct investment in commodity futures contracts, the invested capital may be applied in whole or in part by way of collateral in respect of the future claims of the respective counterparties under the commodity futures contracts. Such capital will generally bear interest, and the interest yield will increase the return of the investor making such direct investment.

However, holders of Notes linked to the price of commodity futures contracts do not participate in such interest yields from the hypothetical fully collateralised investment in commodity futures contracts.

- (d) *Additional risks in relation to the "rolling" of commodity futures contracts (including commodity futures contracts which are Components of a Commodity Index)*

Commodity contracts have a predetermined expiration date – i.e. a date on which trading of the commodity contract ceases. Holding a commodity contract until expiration will result in delivery of the underlying physical commodity or the requirement to make or receive a cash settlement. Alternatively, "rolling" the commodity contracts means that the commodity contracts that are nearing expiration (the "**near-dated commodity contracts**") are sold before they expire and commodity contracts that have an expiration date further in the future (the "**longer-dated commodity contracts**") are purchased. Investments in commodities apply "rolling" of the component commodity contracts in order to maintain an ongoing exposure to such commodities.

"Rolling" can affect the value of an investment in commodities in a number of ways, including:

- (i) *The investment in commodity contracts may be increased or decreased through "rolling"*

Where the price of a near-dated commodity contract is greater than the price of the longer-dated commodity contract (the commodity is said to be in "backwardation"), then "rolling" from the former to the latter will result in exposure to a greater number of the longer-dated commodity contract being taken. Therefore, any loss or gain on the new positions for a given movement in the prices of the commodity contract will be greater than if one had synthetically held the same number of commodity contracts as before the "roll". Conversely, where the price of the near-dated commodity contract is lower than the price of the longer-dated commodity contract (the commodity is said to be in "contango"), then "rolling" will result in exposure to a smaller number of the longer-dated commodity contract being taken. Therefore, any gain or loss on the new positions for a given movement in the prices of the commodity contract will be less than if one had synthetically held the same number of commodity contracts as before the "roll".

- (ii) *Where a commodity contract is in contango (or, alternatively, backwardation), such may be expected to (though it may not) have a negative (or, alternatively, positive) effect over time*

Where a commodity contract is in "contango", then the price of the longer-dated commodity contract will generally be expected to (but may not) decrease over time as it nears expiry. In such event, rolling is generally expected to have a negative effect on an investment in the commodity contract. Where a commodity contract is in "backwardation", then the price of the longer-dated commodity contract will generally be expected to (but may not) increase over time as it nears expiry. In such event, the investment in the relevant commodity contract can generally be expected to be positively affected.

In the case of Notes which are linked to a commodity contract, the referenced commodity contract will simply be changed without liquidating or entering into any positions in the commodity contracts. Accordingly, the effects of "rolling" described above do not apply directly to the Reference Asset and the Notes. Thus, an investor will not participate directly in possible effects of "rolling". However, other market participants may act in accordance with the mechanism of "rolling" and such behaviour may have an indirect adverse impact on the value of the Reference Asset and therefore on the Notes.

Commodity indices are indices which track the performance of a basket of commodity contracts on certain commodities, depending on the particular index. The weighting of the respective commodities included in a commodity index will depend on the particular index, and is generally described in the relevant index rules of the index.

Commodity indices apply "rolling" of the component commodity contracts in order to maintain an ongoing exposure to such commodities. Specifically, as a commodity contract is required to

be rolled pursuant to the relevant index rules, the commodity index is calculated as if exposure to the commodity contract was liquidated and exposure was taken to another (generally longer-dated) commodity contract for an equivalent exposure. Accordingly, the same effects as described above with regard to "rolling" on the value of a Reference Asset of the Notes also apply with regard to the index level of a Commodity index.

- (e) *Legal and regulatory changes relating to the Commodities may lead to an early redemption or cancellation*

Commodities are subject to legal and regulatory regimes that may change in ways that could affect the ability of the relevant Issuer or any other member of the Nordea Group engaged in any underlying or hedging transactions in respect of the relevant Issuer's obligations in relation to the Notes to hedge the relevant Issuer's obligations under the Notes, and/or could lead to the early redemption or cancellation of the Notes.

***Risks associated with Baskets comprising various constituents as Reference Assets***

- (a) *Exposure to performance of basket and its underlying constituents*

Where the Notes reference one or more basket(s) of assets as Reference Assets, the investors in such Notes are exposed to the performance of such basket(s). The investors will bear the risk of the performance of each of the basket constituents.

- (b) *A high correlation of basket constituents may have a significant effect on amounts payable*

Correlation of basket constituents indicates the level of interdependence among the individual basket constituents with respect to their performance. If, for example, all of the basket constituents originate from the same sector and the same country, a high positive correlation may generally be assumed. Past rates of correlation may not be determinative of future rates of correlation: investors should be aware that, though basket constituents may not appear to be correlated based on past performance, it may be that they suffer the same adverse performance following a general downturn or other economic or political event. Where the basket constituents are subject to high correlation, any move in the performance of the basket constituents will exaggerate the performance of the Notes.

- (c) *The negative performance of a single basket constituent, or a single basket in multiple-basket structures, may outweigh a positive performance of one or more other basket constituents or baskets*

Investors in Notes must be aware that, even in the case of a positive performance of one or more basket constituents, or a single basket in multiple-basket structures, the performance of the basket or the Notes as a whole may be negative if the performance of the other basket constituents or other baskets is negative to a greater extent, subject to the terms and conditions of the relevant Notes.

- (d) *A small basket, an unequally weighted basket or a "best of" or "worst of" basket will generally leave the basket more vulnerable to changes in the value of any particular basket constituent*

The performance of a basket that includes a fewer number of basket constituents will generally, subject to the terms and conditions of the relevant Notes, be more affected by changes in the value of any particular basket constituent included therein than a basket that includes a greater number of basket constituents.

The performance of a basket that gives greater weight to some basket constituents or bases the level of the entire basket only on the value of one of the basket constituents will generally, subject to the terms and conditions of the relevant Notes, be more affected by changes in the value of any such particular basket constituent included therein than a basket that gives relatively equal weight to each basket constituent.



- (e) *A change in composition of one or more basket(s) may have an adverse effect on Basket Return*

Where the Notes grant the relevant Issuer or the Calculation Agent the right, in certain circumstances, to adjust the composition of the basket, investors should be aware that any replacement basket constituent may perform differently from the anticipated performance of the original basket constituent, which may have an adverse effect on the performance of the basket.

### ***Risks related to Credit-Linked Notes***

#### *Correlation risk*

An investment in credit linked Notes will entail significant risks not associated with a conventional fixed rate or floating rate debt security. Such risks include exposure to the credit risk of the particular Reference Entity or basket of Reference Entities (and, where applicable, one or more specific reference obligations) in addition to that of the relevant Issuer. Depending on the manner in which the particular series of credit linked Notes is linked to the credit of a Reference Entity or basket of Reference Entities, a fall in the creditworthiness of a particular Reference Entity (or where perceptions worsen regarding the creditworthiness of a particular Reference Entity), may greatly reduce the market value of the related Notes and any payments of principal or interest then due. If a series of Notes is linked to a basket of Reference Entities, a credit deterioration in one reference entity may be strongly correlated with credit deterioration of other reference entities included in the basket, resulting in substantial decreases over a relatively short period of time in the market value of the related Notes and any payments of principal or interest then due. In a "N<sup>th</sup> to Default" or "N<sup>th</sup> and N<sup>th</sup> + 1" to Default structure, the occurrence of a credit event in relation to particular Reference Entities will have a greater than proportionate impact on the market value and payment of principal and interest in relation to the relevant Notes.

#### *Nature of payments of principal and/or interest*

In the event of the occurrence of certain circumstances (which may include, amongst other things, Bankruptcy, Failure to Pay, Obligation Acceleration, Obligation Default, Repudiation/Moratorium, Restructuring or another Credit Event) in relation to a Reference Entity or Reference Entities, in each case, as specified in the applicable Final Terms, the relevant Issuer's obligation to pay principal or perform other obligations under the Notes may be replaced by an obligation to pay other amounts calculated by reference to the value of the Reference Asset(s). In addition interest bearing credit linked Notes may cease to bear interest on or prior to the date of occurrence of such circumstances.

Potential investors in any such Notes should be aware that depending on the terms of the credit linked Notes (i) they may receive no or a limited amount of interest, (ii) payment of principal or interest or delivery of any specified assets may occur at a different time than expected and (iii) they may lose all or a substantial portion of their investment.

#### *Market price volatility*

The market price of credit linked Notes may be volatile and will be affected by, amongst other things, the time remaining to the redemption date and the creditworthiness of the Reference Entity which in turn may be affected by the economic, financial and political events in one or more jurisdictions.

#### *No need for Issuer to suffer loss with respect to any Reference Entity*

The relevant Issuer's obligations in respect of credit-linked Notes are irrespective of the existence or amount of the relevant Issuer's and/or any affiliates' credit exposure to a Reference Entity and the relevant Issuer and/or any affiliate need not suffer any loss nor provide evidence of any loss as a result of the occurrence of a Credit Event.

#### *No information regarding Reference Entities*

No investigation has been or will be made regarding any of the Reference Entities. Prospective investors in credit-linked Notes should obtain and evaluate information regarding the Reference Entities as if they were investing directly in the debt obligations of the Reference Entities. In addition, investors should understand that the historical performance of any specific debt obligation or the debt obligations of such Reference Entities generally is not predictive of future performance. As none of the Reference Entities has participated in the preparation of this Base Prospectus, there can be no assurance that all material

events or information regarding the Reference Entities have been disclosed at the time the Notes are issued. Subsequent disclosure of any such events or the failure to disclose material events concerning any of the Reference Entities could affect the redemption amount payable on the Notes or the general trading price of the Notes.

*Debt obligations may consist of subordinated debt*

Any debt obligations for credit-linked Notes may include subordinated debt obligations. Such subordinated debt obligations will rank junior to, and the value of such subordinated debt obligations may be less than that of, senior obligations in respect of the same Reference Entity, and the value of such subordinated debt obligations may even be zero in circumstances where a Credit Event has occurred. The relevant Issuer is under no fiduciary duty to select Reference Assets or deliverable assets of any particular value or that maximise value for Noteholders.

*Notes linked to the performance of funds*

The Issuers may issue Notes where the redemption amount or, if applicable, the interest amount is linked to the performance of a unit, share or other interest in a fund. Such funds may include mutual funds or any other types of fund in any jurisdiction, or any combination of the foregoing. Investments offering direct or indirect exposure to the performance of funds are generally considered to be particularly risky and may bear similar risks, including but not limited to, market risks to a direct investment in funds.

Prospective investors should note that payments on redemption or termination of Fund-Linked Notes at maturity, expiration, early redemption or early termination may be postponed, in accordance with the Conditions, up to a specified long stop date and if the specified long stop date is reached, for the purposes of determining the Redemption Amount or any other such redemption amounts, as applicable, the affected fund interest units or shares may be deemed to have a zero value. Prospective investors should also be aware that if one or more events occurs in relation to the Fund or any fund manager, including insolvency of the Fund or fund manager, then the Issuer, may in its sole and absolute discretion, determine whether the Fund-Linked Notes should be amended or should be redeemed or terminated early. If the relevant Issuer determines that the Fund-Linked Notes will continue, this may result in the substitution of the affected interests in the fund with other shares or interests with similar characteristics or adjustments to the Conditions of the Notes to account for the occurrence of the relevant event. These actions may have an adverse effect on the return and risk profile of the relevant Fund-Linked Notes, and consequently, the value of such Fund-Linked Notes and if the Fund-Linked Notes are redeemed or terminated early the amount investors receive may be considerably less than their original investment and may even be zero.

The risks associated with investing in Fund-Linked Notes are similar to the risks attached to a direct investment in the underlying fund or funds. There are substantial risks in directly or indirectly investing in funds including, without limitation, the risks set out below. Prospective investors should note that references to funds below can refer both to the funds referenced in any Fund-Linked Notes and also to any funds in which any of those funds invests its assets from time to time:

Investments risks that prospective investors should be aware of include the following:

1. Different types of funds are subject to differing levels of regulatory supervision.
2. Funds may have varying restrictions on leverage. Leverage presents the potential for a higher rate of return but also increases the volatility of the fund and increases the risk of a total loss of the amount invested.
3. Funds may have differing investment restrictions and some funds may invest in assets which are illiquid or difficult to transfer. This may have an effect on the realisation of such assets and in turn, the value and performance of the fund. In addition, a fund's assets or investments may be concentrated in a few markets, countries, industries, commodities, sectors of an economy or issuers. If so, adverse movements in a particular market, country, industry, commodity, economy or industry or in the value of the securities of a particular issuer could have a severely negative effect on the value of such a fund. In addition, a fund may use a single advisor or employ a single strategy, which could mean a lack of diversification and higher risk.

4. Substantial redemptions by holders of interests in a fund within a short period of time could require the fund's investment manager(s) and/or adviser(s) to liquidate positions more rapidly than would otherwise be desirable, which could adversely affect the value of the fund's assets.
5. The performance of a fund will be heavily dependent on the performance of investments selected by its advisers or investment managers and the skill and expertise of such fund service providers in making successful and profitable investment decisions. Such skill and expertise may be concentrated in a number of the adviser's or investment manager's key personnel. Should these key personnel leave or become no longer associated with the fund's adviser or investment manager, the value or profitability of the fund's investments may be adversely affected as a result.

#### **Risks relating to interest features**

##### ***Fixed Rate Notes are subject to Interest Rate Risks.***

Investment in Fixed Rate Notes involves the risk that subsequent changes in market interest rates may adversely affect the value of Fixed Rate Notes.

##### ***Risks relating to fixed/floating rate Notes.***

Fixed/floating rate Notes may bear interest at a rate that the relevant Issuer may elect to convert from a fixed rate to a floating rate, or from a floating rate to a fixed rate. The relevant Issuer's ability to convert the interest rate will affect the secondary market and the market value of such Notes since the relevant Issuer may be expected to convert the rate when it is likely to produce a lower overall cost of borrowing. If the relevant Issuer converts from a fixed rate to a floating rate, the spread on the fixed/floating rate Notes may be less favourable than then prevailing spreads on comparable floating rate Notes tied to the same reference rate. In addition, the new floating rate at any time may be lower than the rates on other Notes. If the relevant Issuer converts from a floating rate to a fixed rate, the fixed rate may be lower than then prevailing rates on its Notes.

##### ***Risks relating to variable rate Notes with a multiplier or other leverage factor.***

Notes with variable interest rates can be volatile investments. If they are structured to include multipliers or other leverage factors, or caps or floors, or any combination of those features or other similar related features, their market values may be even more volatile than those for notes that do not include those features.

##### ***Risks relating to inverse floating rate Notes.***

Inverse floating rate Notes have an interest rate equal to a fixed rate minus a rate based upon a reference rate, such as LIBOR. The market values of such Notes typically are more volatile than market values of other conventional floating rate debt securities based on the same reference rate (and with otherwise comparable terms). Inverse floating rate Notes are more volatile because an increase in the reference rate not only decreases the interest rate of the Notes, but may also reflect an increase in prevailing interest rates, which further adversely affects the market value of these Notes.

##### ***Risks Relating to Range Accrual Notes***

Range Accrual Notes provide for interest to be paid either (i) on interest payment dates occurring at regular intervals throughout the life of the Notes; or (ii) in a single amount at maturity.

The amount of interest that an investor in the Notes receives is linked to the performance of the Reference Asset(s) specified in the applicable Final Terms and on how many actual days during the relevant Interest Period or Valuation Period the level or value of the Reference Asset(s) remains within a certain range, (the upper and lower limit of which is specified in the applicable Final Terms). If the level or value of the Reference Asset(s) is below the lower limit or higher than the upper limit on some or all of the days in an Interest Period or Valuation Period, the investor may receive low or even zero interest payments, respectively, for the relevant Interest Period. Holders should note that no interest accrues on days when the level or value of the Reference Asset(s) is outside of the range specified. The rate at which interest accrues may be a fixed rate, floating rate or other rate specified in the applicable Final Terms. Interest payable on the Notes is therefore also linked to the volatility of the level or value of the Reference Asset(s). Range Accrual Notes may not be suitable for investors who require regular income payments.

## **Risks relating to particular performance structures**

### ***Risks related to the complexity of the product***

The yield structure for structured Notes is sometimes complex and may contain mathematical formulae or relationships which, for the investor, may be difficult to understand and compare with other investment alternatives. The relationship between yield and risk may be difficult to assess. As to the correlation between yield and risk it can generally be said that a relatively high yield most often is associated with relatively greater levels of risk. One way of increasing the probability of a higher yield is, for example, to include leverage effects in the yield structure which results in comparatively small changes in the performance of Reference Assets that may have major effects for the value and yield on Notes. Such a structure is generally also associated with a higher risk (see Risks relating to particular Reference Assets below). The past performance of corresponding investments is only a description of the historical performance of the investment and shall not to be regarded as an indication of future yield. Information regarding past performance is not available with respect to certain reference objects; for example, with respect to certain hedge funds. Investors should carefully consider which yield structure applies to the Notes or Notes in which the investor is investing in order to obtain an understanding of how the relevant Notes operate in different scenarios and the risks an investment in the Notes entails.

### ***Risks relating to Notes which are not principal protected***

The Notes may or may not be principal protected. If the Note is not principal protected there is no guarantee that the return that an investor receives on the Notes upon their redemption will be greater than or equal to the Principal Amount. If the Redemption Amount of the Notes is not principal protected, but is to be determined solely by reference to the value or level of one or more Reference Assets, any reduction in the value of the Reference Asset (or, in the case of a "put" or "reverse convertible" structure, any increase in value) may be expected to result in a reduction in the Redemption Amount of the Notes. Accordingly, it is possible that the return on Notes linked to such Reference Asset(s) may be considerably less than the amount paid by investors for such Notes and may be zero.

### ***Risk relating to premium and participation ratio***

The relationship between the value of a structured Note and the performance of the Reference Assets or changes between them is not always linear but, rather, sometimes depends on the yield structure and a participation ratio which determines the extent to which the performance of the Reference Asset is reflected in the value of the Note. The participation ratio is set by the relevant Issuer and determined, among other things, by term to maturity, volatility, market interest rates and expected dividends on the Reference Asset. In certain structures, the participation ratio may differ depending on whether or not the performance of the relevant Reference Assets is positive or negative. Variations in the participation ratio may increase or decrease the extent to which a Noteholder is exposed to the performance of the relevant Reference Assets. The amount that the investor risks is greater in those structured Notes that are subscribed for/purchased at a premium, i.e. when the investor pays more than the nominal amount, due to the risk that these might be redeemed only at the nominal amount.

### ***Intensity Price fluctuations, so called volatility***

If, pursuant to the relevant Final Terms, a note is designed to include variables such as multipliers or leverage factors, cap/floor, another combination of these variables or other similar elements, the market value of such Notes may be more volatile than the market value of a note without such elements.

### ***"Best of"/"Worst of" features in respect of Baskets.***

Where the return on the Notes is linked to the performance of a Basket and that the "Best of" feature is applicable, the value of the Basket will depend on a specified number of components comprising the Basket that have shown the best performance in comparison to the other components comprising the Basket over a specified period of time. Conversely, where the "Worst of" feature is applicable, the value of the Basket will depend on a specified number of components comprising the Basket that have shown the worst performance in comparison to the other components comprising the Basket over a specified period of time. As the best-performing components, or the worst-performing components, of a Basket, as applicable, are not representative of the performance of the Basket as a whole, any calculations or determinations of value that involve the "Best of" or "Worst of" feature may produce results that are very

different to those that take into account the performance of the Basket as a whole. Potential investors should examine the manner in which the "Best of" and "Worst of" features affect the value of any Basket and examine the context in which the such value affects the determination of any payouts. Potential investors in any such Notes should be aware that the returns they receive (if any) on investment in Notes which have a "Best of" and/or "Worst of" feature may be substantially different from the return on investment in Notes without such features.

***Caps and floors***

The formula or other basis for determining the value and/or performance of the Reference Asset in respect of a Series of Notes (or of individual Basket components) may provide for a maximum value, or cap, such that any value and/or performance of the Reference Asset (or individual Basket components) in excess of the applicable cap will not be taken into account for the purposes of the relevant determination. Amounts payable on the Notes linked to such capped value and/or performance will be limited accordingly.

***Risk of automatic early redemption***

In relation to certain types of Notes, the Notes will be automatically redeemed prior to their maturity if certain conditions are met. Notes of this type have an uncertain maturity date. Certain types of Notes may also be automatically redeemed early if a specified trigger is breached during a specified period or on a specified date or dates. If a Reference Asset or Basket performs poorly, Noteholders may receive little or no interest during the term of the Notes and/or receive low or even zero return at maturity, and in some circumstances may result in a loss of part or all of their investment. Prospective investors should consider reinvestment risk in light of other investments available at that time.

## RISKFAKTORER

***Nedan beskrivna riskfaktorer är en inofficiell översättning av de riskfaktorer som beskrivs på engelska omedelbart före detta avsnitt och investerare rekommenderas att även läsa och ta till sig riskfaktorerna såsom de beskrivits på engelska då dessa kan avvika från den svenska översättningen.***

*En investering i ett Lån innebär ett visst risktagande. Presumptiva investerare skall noggrant överväga de nedan angivna riskerna och övrig information som anges i detta Grundprospekt före varje investeringsbeslut avseende Lån. De risker som beskrivs nedan kan ha en väsentlig negativ effekt på Nordeakoncernens affärsverksamhet, rörelseresultat och finansiella ställning samt värdet på Lån. Även ytterligare risker och osäkerheter, inklusive sådana som Nordeakoncernens ledning inte för närvarande känner till eller uppfattar såsom betydande, kan komma att ha en potentiell väsentlig inverkan på Nordeakoncernens affärsverksamhet, rörelseresultat, finansiella ställning eller framtidsutsikter eller kan föranleda andra händelser som kan innebära att investerare förlorar hela eller delar av sin investering.*

*Ord och uttryck som är definierade i "Allmänna Villkor för Lån" nedan eller på annan plats i detta Grundprospekt ska ha samma betydelse i detta avsnitt.*

*Presumptiva investerare måste uppmärksamma att riskerna som är relaterade till "Emittenterna", till verksamheten som de är verksamma i och summeringen av Lån i avsnittet, i detta Grundprospekt, med överskrift "Sammanfattning" är de risker som Emittenterna tror är de mest relevanta att uppmärksamma för en potentiell investerare för att göra en bedömning huruvida en investering i Lån ska göras eller inte. Emellertid, riskerna som Emittenterna står inför hänförs sig till händelser och är beroende av omständigheter som kan eller inte kan inträffa i framtiden; presumptiva investerare skall beakta och inte endast informationen om nyckelrisker som har sammanfattats i avsnittet i detta Grundprospekt med överskrift "Sammanfattning" dessutom, till exempel, risker och osäkerheter som beskrivs nedan.*

*Var och en av Emittenterna är av den uppfattningen att de faktorer som beskrivs nedan är de huvudsakliga riskerna förknippade med att investera i Lån emitterade under Programmet., men relevant Emittentens oförmåga att betala ränta eller kapitalbelopp för eller i samband med något Lån kan inträffa utav andra orsaker och ingen av Emittenterna anser att redovisning nedan angående risker för innehav av Lån är uttömmande.*

### **Generella risker relaterade till de rådande makroekonomiska förhållandena**

***Negativ ekonomisk utveckling och negativa förhållanden på de marknader där Nordeakoncernen verkar kan negativt påverka Nordeakoncernens verksamhet och rörelseresultat***

Nordeas resultat påverkas i betydande mån av det allmänna ekonomiska läget i de länder där Nordea verkar, särskilt på de Nordiska Marknaderna (Danmark, Finland, Norge och Sverige) men även, i lägre grad, i Ryssland och Baltikum. Det allmänna ekonomiska läget på alla fyra Nordiska Marknaderna samt i Ryssland och Baltikum har i varierande grad påverkats negativt av försämrade ekonomiska förhållanden och av turbulensen på de globala finansiella marknaderna, under 2008 och 2009, vilket resulterade i minskad ekonomisk tillväxt, ökad arbetslöshet och minskat värde på tillgångar i dessa länder. Trots att det ekonomiska läget i dessa länder generellt har utvecklats positivt har återhämtningen varit skör i vissa av länderna och särskilt Danmarks ekonomi har påverkats mest av den finansiella turbulensen och den ekonomiska nedgången än ekonomin i de övriga nordiska länderna och har följt många europeiska länder in i en recession. Under 2012 hade Finland negativ tillväxt, tillväxten i Sverige har minskat men var positiv medan Norge behöll en stark tillväxt. Norge och Sverige har under 2013 upplevt svag tillväxt och, trots en stabilisering av och uppgång för danska huspriser och att landet inte längre befinner sig i recession så har Danmark upplevt en lägre tillväxt än Norge och Sverige. Finland har, liksom vissa andra euroländer, inte haft någon tillväxt under 2013. Negativ ekonomisk utveckling av det slag som beskrivs ovan har påverkat och kan komma att fortsätta påverka Nordeakoncernens verksamhet på en rad olika sätt, bland annat genom påverkan på Nordeakoncernens kunders inkomst, förmögenhet, likviditet, affärsvillkor och/eller finansiella ställning, vilket i sin tur ytterligare kan komma att försämra Nordeakoncernens kreditkvalitet och minska efterfrågan på Nordeakoncernens finansiella produkter och tjänster. Följaktligen skulle vissa eller samtliga av de förhållanden som beskrivits ovan kunna medföra en fortsatt väsentlig negativ effekt på Nordeas verksamhet, finansiella ställning och rörelseresultat och de av Nordea vidtagna åtgärderna kommer eventuellt inte att vara tillräckliga för att begränsa kredit-, marknads- eller likviditetsrisker.

## ***Störningar och volatilitet på de globala finansiella marknaderna kan negativt påverka Nordea***

Från augusti 2007 till den tidigare delen av 2009 har det globala finansiella systemet drabbats av kredit- och likviditetsförhållanden samt störningar utan tidigare motstycke, vilket lett till minskad likviditet, högre volatilitet, generell ökning av spreadarna och, i vissa fall, brist på transparens vid prissättning av penning- och kapitalmarknadsräntor. Efter en period av stabilisering under 2010 och det första halvåret av 2011 påverkades återhämtningen på finansmarknaden negativt av den turbulens och de avbrott, som orsakades av statliga budgetunderskott och ökade statsskulder i Grekland, Irland, Italien, Portugal och Spanien. Trots tillhandahållandet av räddningspaket till vissa av dessa länder under de senaste två åren råder osäkerhet kring utgången av dessa åtgärder och oron för statsfinanser kvarstår. Detta tillsammans med bekymmer över den övergripande stabiliteten och upprätthållandet av euroområdet har orsakat ytterligare volatilitet på den globala kredit- och likviditetsmarknaden. Som en reaktion på denna oro har Standard & Poor's, Moody's och Fitch sänkt kreditvärdighetsbetygen för ett flertal länder i Europa under början av 2012. Marknadens oro över de europeiska bankernas och försäkringsgivare direkta och indirekta exponering gentemot dessa länder såväl som gentemot varandra har även resulterat i bredare räntemarginaler, ökade kostnader för att erhålla kapital samt en negativ kreditvärderingsutsikt för vissa finansiella institutioner i Europa. Även om marknadsförhållandena har förbättrats något under senare delen av 2012 så har utvecklingen i de finansiella marknaderna drivits av i huvudsak initiativ från centralbanker och marknaden var fortsatt volatil med osäkerhet om framtida makroekonomiska utvecklingar. Till exempel orsakade det räddningspaket som erbjöds Cypern i mars 2013 ytterligare volatilitet och spekulationer kring euroområdets stabilitet. Det finns inte någon garanti att en potentiell åtstramning av likviditetsmöjligheter i framtiden såsom ett resultat av, till exempel, fortsatt nedbrytning av publika finanser för särskilda Europeiska länder inte kommer att leda till ny finansierings-osäkerhet som resulterar i ökad volatilitet och ökade kreditspreadar. Risker relaterade till den ekonomiska krisen i Europa har haft och kommer, trots den senaste periodens stabilisering, troligen också fortsättningsvis att ha en negativ påverkan på aktiviteten inom den globala ekonomin samt på de finansiella marknaderna. Om dessa förhållanden fortsätter eller om ytterligare oro uppstår inom dessa eller på andra marknader, kan detta medföra väsentlig negativ effekt på Nordeakoncernens möjlighet att få tillgång till kapital och likviditet på finansiella villkor som är acceptabla för Nordeakoncernen. Var och en av ovan nämnda faktorer kan inverka väsentligt negativt på Nordeakoncernens verksamhet, finansiella ställning och rörelseresultat.

### **Risker förknippade med Nordeakoncernens Kreditportfölj**

#### ***Försämring av motparters kreditkvalitet kan påverka Nordeas finansiella resultat***

Risker som uppstår genom förändring av kreditkvaliteten och möjligheten att återvinna förfallna lån och belopp från motparter är en naturlig del i flera av Nordeas verksamheter. Nordea gör avsättningar för kreditförluster i enlighet med IFRS, men de avsättningar som görs är baserade på tillgänglig information, uppskattningar och antaganden och är föremål för osäkerhet, och inga garantier kan ges för att avsättningarna är tillräckliga för att täcka de kreditförluster som uppstår. Negativa förändringar i kreditkvaliteten hos Nordeas låntagare och motparter eller minskningar i värdet av säkerheter kan påverka möjligheten till återvinning samt värdet på Nordeas tillgångar och kräver en ökning av Nordeas individuella avsättningar och, potentiellt, koncerngemensamma avsättningar för försämrade krediter, vilket i sin tur skulle påverka Nordeas finansiella resultat negativt. Framför allt kan Nordeas exponering mot företagskunder vara föremål för negativa förändringar i kvaliteten på krediter om det ekonomiska klimatet i de marknader på vilka Nordeakoncernen verkar försämras. Exempelvis så ökade kreditriskerna förenade med vissa låntagare och motparter på de Ryska och baltiska marknaderna till följd av den negativa ekonomiska utvecklingen i dessa länder under 2008 och 2009, kreditrisk förknippade med vissa låntagare och motparter i dessa marknader ökade. Det förlängda svåra ekonomiska klimatet påverkade sjöfartssektorn och vissa kundgrupper i Danmark under 2011, 2012 och 2013. Förmågan för Nordeakoncernens låntagare i Ryssland, Lettland och Litauen kan också indirekt bli påverkat av utländsk valutarisk då lån till kunder i dessa länder oftast är denominerade i euro eller U.S. dollar, även om kunderna typiskt sett erhåller huvudsaklig inkomst i lokalvaluta. Därtill, faktiska låneförluster varierar över affärscykeln. En betydande ökning av storleken av Nordeakoncernens avsättningar för kreditförluster och kreditförluster som inte är täckta av avsättningar kan ha en betydande negativ effekt på Nordeakoncernens affärs, finansiella situation och resultat.

### ***Nordea är exponerat för kreditrisk gentemot sina motparter***

Nordea genomför rutinmässigt transaktioner med motparter inom finansbranschen, inklusive mäklare och handlare, affärsbanker, investmentbanker, fonder och andra företags- och institutionella klienter. Många av dessa transaktioner utsätter Nordea för risker att Nordeas motparter under ett valuta-, ränte-, råvaru-, aktie- eller kreditderivatkontrakt fallerar före förfallodagen och att Nordea då har en utestående fordran mot motparten. På grund av volatilitet på valuta- och räntemarknaderna under de tre senaste åren har denna risk kvarstått på en förhöjd nivå jämfört med perioden som föregick den globala finansiella och ekonomiska krisen. Denna kreditrisk kan även förvärras då säkerheter som innehas av Nordea inte kan realiserar eller likvideras till priser som är tillräckliga för att täcka motpartsexponeringens fulla belopp. Var och en av de ovan nämnda faktorerna skulle kunna medföra en väsentlig negativ effekt på Nordeas verksamhet, finansiella ställning och rörelseresultat.

Som en konsekvens av dess handel med finansiella instrument, inklusive valuta- och derivatkontrakt, är Nordea exponerat för avvecklingsrisk och transfereringsrisk. Avvecklingsrisk är risken att förlora det kapital som utgörs av ett finansiellt kontrakt till följd av att motparten fallerar eller efter att Nordea har gett oåterkalleliga instruktioner om att överföra kapitalbelopp eller säkerhet, men före det att mottagandet av motsvarande betalning eller säkerhet har blivit slutligen bekräftat. Transfereringsrisk är risken hänförlig till överföring av pengar från ett land annat än det land där låntagaren har sin hemvist, vilken påverkas av förändringar i de aktuella ländernas ekonomiska och politiska förhållanden.

### **Risker relaterade till marknadsexponering**

#### ***Nordeakoncernen är exponerat för marknadsprisrisk***

Nordeakoncernens kunddrivna handelsverksamhet (där positioner tas inom vissa definierade gränser) och dess Treasury-verksamhet (där Nordea innehar investerings- och likviditetsportföljer för egen räkning) är de huvudsakliga källorna till marknadsprisrisk inom Nordea. Det verkliga värdet av de finansiella instrument som innehas av Nordea, inklusive obligationer (stats-, företags- och bostadsobligationer), aktieplaceringar, kontanter i olika valutor, placeringar i private equity- och hedge- och kreditfonder, råvaror och derivat (inklusive kreditderivat), är känsligt för volatilitet i och korrelationer mellan olika marknadsvariabler, inklusive räntor, spreadar, aktiepriser och valutakurser. I den utsträckning det volatila marknadstillståndet fortgår eller återkommer kan det verkliga värdet av Nordeas obligationer, derivat- och strukturerade kreditportföljer och andra portföljer minska mer än enligt beräknat och därmed tvinga Nordea att bokföra nedskrivningar. Framtida värderingar av de tillgångar som Nordea redan har bokfört eller beräknat nedskrivningar för, vilka kommer att spegla de då rådande marknadsvillkoren, kan leda till betydande förändringar av det verkliga värdet på dessa tillgångar. Vidare bokförs värdet på vissa finansiella instrument till ett verkligt värde som fastställs genom finansiella modeller vilka innehåller antaganden, avgöranden och uppskattningar som till sin natur är osäkra och kan komma att förändras över tid eller slutligen visa sig vara oriktiga. Var och en av dessa faktorer kan tvinga Nordea att redovisa ytterligare nedskrivningar eller realisera värdeminskningkostnader, vilket kan medföra en väsentlig negativ effekt på Nordeas verksamhet, finansiella ställning och rörelseresultat. Eftersom Nordeas handels- och placeringsinkomster i hög utsträckning är beroende av de finansiella marknadernas utveckling skulle därtill de volatila marknadsförhållandena kunna resultera i en betydande minskning av Nordeas handelsinkomster och avkastning på placeringar eller leda till handelsförluster som i sin tur kan ha en betydande negativ effekt på Nordeakoncernens affärs, finansiella situation och resultat.

#### ***Nordeakoncernen är exponerad till strukturell marknadsrisk***

##### ***Strukturell räntenettorisk***

Liksom alla banker har Nordea intjäning på räntor på lån och andra tillgångar och betalar i sin tur räntor till insättare och andra borgenärer. Nettoeffekten på förändringar i Nordeas nettoränteintäkter beror på de relativa nivåerna på tillgångar och skulder vilka påverkas av ränteförändringar. Nordea är utsatt för strukturell ränterisk: (En: Structural Interest Income Risk) ("**SIIR**") när det finns en diskrepans mellan räntebindningsperioderna, volymerna eller referensräntorna på dess tillgångar, skulder och derivat. Diskrepansen för en given period i händelse av ränteförändringar skulle kunna få en väsentlig negativ effekt på Nordeas finansiella ställning och rörelseresultat.



### *Strukturell valutarisk*

Nordea är exponerat för valutaomräkningsrisk främst som ett resultat av dess svenska och norska bankverksamhet, då Nordeas konsoliderade finansiella rapporter upprättas i Nordeas funktionella valuta, euro. Nordeas funktionella valuta för dess danska bankverksamhet är danska kronor, vilken är låst mot euron. Eftersom Nordea redovisar omräkningskillnader mellan de i lokala valutor denominerade kapitalpositionerna i dess fullt konsoliderade dotterbolag, kan euroeffekten som uppstår vid valutaomräkning komma att minska det egna kapitalet. Eftersom vissa av Nordeas konsoliderade riskavvägda tillgångar: (En: Risk-weighted Assets) ("**RWA**"), gentemot vilka Nordea är skyldigt att hålla en viss lägsta kapitalnivå är denominerade i lokala valutor, medför varje betydande minskning av eurons värde gentemot dessa lokala valutor en betydande negativ effekt på Nordeas kapitalrelationer. Trots att Nordea i allmänhet följer en policy att säkra sin valutakursrisk genom att försöka matcha valutan för dess tillgångar med valutan för skulderna som finansierar dem, kan ingen garanti ges för att Nordea framgångsrikt kommer att kunna säkra några eller samtliga av sina valutariskenxponeringar.

### **Risker relaterade till likviditet och kapitalkrav**

#### ***Nordeas verksamheter är förbundna med likviditetsrisk***

Likviditetsrisk är risken att Nordea inte kommer att kunna fullgöra sina förpliktelser varefter de förfaller eller tvingas fullgöra sina åtaganden till ökad kostnad. En väsentlig del av Nordeas likviditets- och finansieringsbehov sker genom användning av kunders inlåning och genom kontinuerlig tillgång till interbanklånemarknader, inklusive genom upptagande av långfristiga marknads lån, såsom säkerställda obligationer. Dessa finansieringskällors volym, och då särskilt långfristig finansiering, kan begränsas under tider av likviditetspåfrestning. Turbulens på de globala finansiella marknaderna och i den globala ekonomin kan komma att negativt påverka Nordeas likviditet och villigheten från vissa motparter och kunder att göra affärer med Nordea, vilket kan ha en väsentlig negativ effekt på Nordeas verksamhet och rörelseresultat.

#### ***Nordeas affärsresultat kan påverkas om dess kapitaltäckning minskar eller upplevs vara otillräcklig***

Nordea-koncernen är enligt svenska och europeiska regelverk skyldigt att upprätthålla vissa kapitaltäckningsnivåer. Baselkommittén (eng. Basel Committee on Banking Supervision) har genomfört ett antal fundamentala ändringar till gällande regelverk avseende kapitaltäckning för de banker som är verksamma på den internationella marknaden. De främsta ändringarna är utgivna i Baselkommitténs skrift utgiven den 16 december 2010 samt i Baselkommitténs pressrelease av den 13 januari 2011 om finansiella instrument i kapitalbasen "*Minimum requirements to ensure loss absorbency at the point of non-viability*", med ändringar gjorda i juni 2011 ("**Basel III**"). Basel III har implementerats i EES genom europaparlamentets och rådets direktiv 2013/36/EU om behörighet att utöva verksamhet i kreditinstitut och om tillsyn av kreditinstitut och värdepappersföretag ("**Kapitaltäckningsdirektivet**", eller "**CRD**") och europaparlamentets och rådets förordning 575/2013 ("**CRR**") som är direkt tillämpligt i EES (CRD tillsammans med CRR hädanefter "**CRD IV**"). Medan CRR är tillämpligt i alla medlemsstater från och med 1 januari 2014 måste CRD genomföras i respektive land. I Sverige har lagen (2014:966) om kapitalbuffertar som reglerar bankers kapitalbuffertar och ämnar uppfylla de buffertkrav som uppställs i CRD IV (inklusive systemriskbufferten som inte kommer krävas). Buffertarna ska bestå av primärkapital.

Långivare och investerare, analytiker och andra professionella aktörer kan icke desto mindre ha högre kapitalkrav än som krävs enligt gällande eller föreslagna framtida regler med anledning av, bland annat, den fortsatta osäkerheten avseende verksamheten inom finansiella tjänster samt osäkra globala ekonomiska förhållanden. Ett sådant marknadsläge kan påverka Nordeas upplåningskostnader, minska dess tillgång till kapitalmarknader eller resultera i en nedvärdering av dess kreditvärdighet, vilket i sin tur kan ha en väsentlig negativ effekt på dess rörelseresultat, finansiella ställning och likviditet. Dessutom kan Nordeas riskviktade tillgångar öka, vilket potentiellt kan minska Nordeas kapitaltäckning, till följd av, bland annat, lägre intern kreditvärdighet hos Nordeas kunder, betydande volatilitet på marknaden, ökad räntedifferens på krediter, förändringar i ramlagstiftning avseende kapitaltäckningskrav eller regleringen av vissa positioner, såsom förändringar i riskvikter för olika slags tillgångar, fluktuerande växlingskurser, minskningar av värdet på säkerheter till följd av lägre marknadsvärde hos underliggande tillgångar, eller försämringar av det ekonomiska klimatet. En minskning av Nordeas kapitaltäckningsgrad kombinerad med svårigheter att kapitalisera Bankerna i Nordeakoncernen, skulle kunna medföra att Nordea tvingas att reducera sin utlåningsverksamhet och/eller delar av övriga verksamheter. Se också "*Risker relaterade till det juridiska och regulatoriska klimatet i vilket Nordea bedriver verksamhet* –

*Nordeakoncernen kan ådra sig påtagliga kostnader för bevakande och efterlevnad av de nya kapitaltäckningskraven" och "Risker relaterade till Lån – Myndigheters åtgärder vid en Emittents fallissemang kan ha en negativ påverkan på Lånens värde " nedan.*

***Nordeas lånekostnader och dess tillgång till kreditmarknaderna är väsentligt beroende av dess kreditbetyg***

Inga garantier kan ges för att Nordea eller dess viktigaste dotterbolag kommer att kunna behålla sina nuvarande kreditbetyg eller att Nordea kan upprätthålla nuvarande kreditbetyg på sina låneinstrument. En sänkning av Nordeas eller något av dess viktigaste dotterbolags nuvarande långsiktiga kreditbetyg kan komma att öka Nordeas finansieringskostnader, begränsa tillgången till kapitalmarknaderna och utlösa ytterligare krav på säkerheter i derivatavtal och andra säkra finansieringsarrangemang. Därför skulle en sänkning av kreditbetygen negativt kunna påverka Nordeas tillgång till likviditet och dess konkurrensposition och således medföra en väsentlig negativ effekt på dess verksamhet, finansiella ställning och rörelseresultat.

***Andra risker relaterade till Nordeas affärsverksamhet***

***Operativa risker, inklusive risker i samband med investeringsrådgivning, kan påverka Nordeas verksamhet***

Nordeas affärsverksamheter är beroende av förmågan att hantera ett stort antal komplexa transaktioner på skilda marknader i många valutor. Verksamheterna bedrivs genom ett antal legala enheter. Verksamhetsförluster, inklusive skadestånd, skador på Nordeas renommé, kostnader, och direkta och indirekta finansiella förluster och/eller nedskrivningar, kan bli resultatet av otillräcklighet eller brister i interna processer, system (till exempel IT-system), förlust av licenser från externa leverantörer, bedrägerier eller andra kriminella handlingar, anställdas misstag, outsourcing, brister att på ett lämpligt sätt dokumentera transaktioner eller avtal med kunder, säljare, underleverantörer, samarbetspartners och andra tredje parter, eller att inhämta eller upprätthålla vederbörliga tillstånd, eller klagomål från kunder, brister i efterlevnaden av regulatoriska krav, inklusive men inte begränsat till regelverk för att förhindra penningtvätt, personuppgiftsskydd och konkurrensrättsliga regler, efterlevnad av affärsregler, utrustnings fel, brister i att skydda dess tillgångar, inklusive immateriella rättigheter och säkerheter, fel på fysiskt skydd samt säkerhetsskydd, naturkatastrofer eller fel i externa system, inklusive system som härrör från Nordeas leverantörer och motparter och brister i att uppfylla sina kontraktuella eller andra förpliktelser. Trots att Nordea har implementerat riskkontroller och vidtagit andra åtgärder för att begränsa exponeringar och/eller förluster kan inga garantier ges för att sådana procedurer kommer att vara effektiva i kontrollen av de verksamhetsrisker Nordea utsätts för eller att Nordeas renommé inte kommer att skadas om någon verksamhetsrisk förverkligas.

Som en del av dess bank- och tillgångsförvaltningsverksamhet erbjuder Nordea sina kunder investeringsrådgivning, tillgång till internt liksom externt förvaltade fonder samt administrerar fonder som förvaltas av tredje part. I händelse av att dess kunder lider skada av investeringsrådgivning från eller oegentligheter eller bedrägliga åtgärder utförda av förvaltare tredje parts fonder, kan Nordeas kunder söka kompensation från Nordea. Sådan kompensation kan sökas även om Nordea inte har någon direkt exponering mot sådana risker, eller inte har rekommenderat dessa motparter till dess kunder. Alla sådana krav kan medföra en väsentlig negativ effekt på Nordeas renommé, verksamhet, finansiella ställning och rörelseresultat.

***Nordea är utsatt för en mängd risker som ett resultat av dess verksamheter, särskilt i Ryssland och Baltikum***

Nordeas verksamhet i Ryssland och Baltikum för med sig risker som inte, eller endast i en mindre omfattning, är tillämpliga på Nordeas verksamheter på de nordiska marknaderna. Vissa av dessa marknader är typiskt sett mer volatila och mindre utvecklade, ekonomiskt och politiskt, än marknader i Västeuropa och Nordamerika. Nordea utsätts för betydande ekonomiska och politiska risker, inklusive ekonomisk volatilitet, recession, inflationstryck, valutakursförändringar och avbrott i verksamheten samt civila oroligheter, moratorium, införande av växelkontroller, sanktioner relaterade till särskilda länder, expropriering, förstatliganden, omförhandlingar eller ogiltigförklaringar av gällande avtal, statligt fallissemang och ändringar i lagar och skatteregler. Som exempel kan nämnas Ukrainakrisen som kan ha en negativ påverkan på den ryska ekonomin. Skulle Ukrainakrisen fortsätta eller eskalera eller skulle konflikter uppstå mellan andra länder, eller skulle ekonomiska sanktioner införas i samband med sådana

konflikter eller kriser, kan detta innebära ytterligare påverkan på berörda och närliggande ekonomier, inklusive den ryska. Den baltiska regionens lokala ekonomier genomgick recession år 2008 och 2009 och frågor ställdes då avseende deras förmåga att reagera mot försämrade förhållanden och förmågan hos sådana länder och deras invånare att fortsätta uppfylla sina åtaganden. Även om de ekonomiska och politiska omständigheterna i Ryssland och Baltikum har, generellt, utvecklats till det bättre så kan risker relaterade till att vara verksam i dessa marknader påverka Nordeakoncernens låntagare förmåga eller skyldighet att återbetala sina lån, påverka möjligheten för Nordea att realisera innehavda säkerheter, påverka räntor och valutakurser, och skulle väsentligt negativt kunna påverka den ekonomiska aktivitetsnivån, vilket skulle kunna ha en väsentlig negativ effekt på Nordeas affärsverksamhet, finansiella ställning samt resultat av affärsverksamheten i dessa länder.

#### ***Lönsamheten i Nordeas livförsäkrings- och pensionsverksamhet är beroende av regleringar och riktlinjer i de länder den bedrivs***

Förutom sådana försäkrings- och investeringsrisker som är förenade med all livförsäkringsverksamhet och som är gemensamma med alla som erbjuder livförsäkrings- och pensionslösningar, påverkas Nordeas möjlighet att generera vinst i dess försäkringsdotterbolag generellt av nivån på avgifter och andra inkomster som genereras i försäkrings- och pensionsrörelse. Nivån på avgifter och andra inkomster som Nordea kan intjäna från sina försäkringsdotterbolag skiljer sig från land till land, och påverkas av regleringar och riktlinjer kungjorda av relevanta myndigheter avseende ägaravgifter, "IFRS överbrygning", vinstfördelning samt solvenskrav.

#### ***Nordea kan erfara svårighet att rekrytera eller behålla högre chefer eller annan nyckelpersonal***

Nordeas resultat är i stor utsträckning beroende av kompetensen hos och arbetsinsatsen från mycket kunniga individer, och Nordeas fortsatta möjlighet att effektivt konkurrera och implementera Nordeas strategi beror på förmågan att rekrytera nya medarbetare och behålla och motivera befintliga anställda. Konkurrensen är intensiv inom den finansiella sektorn, inklusive andra finansiella institutioner, liksom från andra typer av verksamheter. Nya regulatoriska begränsningar, såsom nyligen införda begränsningar på vissa typer av ersättningar som får betalas av kreditinstitut och värdepappersbolag som följer av CRD IV, kan negativt inverka på Nordea-koncernens förmåga att attrahera ny personal och att behålla och motivera nuvarande personal. Varje förlust av nyckelpersonal, framförallt till konkurrenter, eller svårighet att rekrytera och behålla kunniga medarbetare i framtiden kan ha en negativ effekt på Nordeas verksamhet.

#### ***Nordea möter konkurrens på alla marknader***

Nordea möter konkurrens avseende alla typer av bank- och andra typer av produkter och tjänster som Nordea tillhandahåller, och det finns inga garantier att Nordea kommer att kunna upprätthålla sin konkurrenskraftiga position i framtiden. Om Nordea inte skulle kunna erbjuda konkurrenskraftiga produkter och tjänster, skulle det kunna innebära att Nordea misslyckas att attrahera nya kunder och/eller behålla existerande kunder, uppleva minskade ränteinkomster, avgifter provisioner, och/eller minskade marknadsandelar, vilket var för sig skulle ha en väsentlig negativ effekt på dess affärsverksamhet, finansiella ställning och rörelseresultat.

#### ***Risker relaterade till det juridiska och regulatoriska klimatet i vilket Nordea bedriver verksamhet***

##### ***Nordea är föremål för omfattande föreskrifter och står under tillsyn av flera olika tillsynsmyndigheter***

Den svenska Finansinspektionen är huvudsaklig tillsynsmyndighet för Nordeas verksamhet, även om Nordeas verksamheter i Danmark, Finland, Norge, Ryssland, Estland, Lettland, Litauen, Tyskland, Isle of Man, Luxemburg och USA står under tillsyn av lokala tillsynsmyndigheter i dessa jurisdiktioner. Nordea är även föremål för övervakning av tillsynsmyndigheter i respektive land där Nordea har en filial eller ett representationskontor, inklusive Kina. Nordea är underkastat lagar, föreskrifter samt administrativa åtgärder och riktlinjer i var och en av jurisdiktionerna i vilka Nordea är verksam. Dessa är föremål för förändringar och efterlevnaden kan från en tid till en annan innebära betydande kostnader.

Områden där förändringar eller utveckling av föreskrifter och/eller tillsyn kan ha en negativ inverkan innefattar, men är inte begränsat till, (i) förändringar i monetära, ränte- och andra riktlinjer, (ii) allmänna förändringar i regeringars eller tillsynsmyndigheters riktlinjer eller regelsystem som avsevärt kan påverka investerarens beslut på de nordiska marknaderna, i Ryssland och Baltikum samt de övriga marknader där

Nordea bedriver sin verksamhet eller som kan öka kostnaden för att bedriva verksamhet på dessa marknader, (iii) förändringar i ramverket för kapitaltäckning, införande av betungande compliance-krav, begränsningar i verksamhetstillväxt eller prissättning och krav på att verksamhet ska bedrivas på ett sätt som prioriterar andra mål än att skapa värde för aktieägarna, (iv) förändringar i konkurrens- och prissättningsförutsättningar, (v) regeringars differentiering mellan finansinstitut rörande insättningsgarantier och de villkor som styr sådana garantier, (vi) expropriation, förstatliganden, konfiskering av tillgångar och förändringar i lagstiftning beträffande utländskt ägande, (vii) vidareutveckling i den finansiella rapporteringsmiljön, och (viii) annan ogynnsam politisk, militär eller diplomatisk utveckling (särskilt i Ryssland och Baltikum) vilken leder till social instabilitet eller legal osäkerhet, vilket i sin tur kan komma att påverka efterfrågan på Nordeas produkter och tjänster.

Som ett resultat av den nyligen upplevda finansiella och ekonomiska krisen, har ett antal regulatoriska initiativ tagits för att utöka eller implementera regler och förordningar som sannolikt kommer att ha en effekt på Nordeakoncernens verksamhet. Sådana initiativ inkluderar, men är inte begränsat till, regler avseende likviditet, kapitaltäckning och hantering av motpartsrisk och innefattar regulatoriska verktyg till myndigheterna för att ge dem möjlighet att ingripa i nödsituationer. Dessa eller andra regler, begränsningar, restriktioner på finansiella institutioner och kostnader involverade skulle kunna ha en väsentligt negativ inverkan på Nordeakoncernens verksamhet, finansiella ställning och rörelseresultat.

***Nordeakoncernen kan ådra sig påtagliga kostnader för bevakande och efterlevnad av de nya kapitaltäckningskraven Myndigheters åtgärder vid en Emittents fallissemang kan ha en negativ påverkan på Lånens värde***

*Direktiv om återupphämtning och resolution av kreditinstitut och värdepappersföretag*

Ett direktiv rörande upprättandet av ett ramverk för återupphämtning och resolution av kreditinstitut och värdepappersbolag (2014/59/EU) ("**BRRD**") publicerades den 12 juni 2014 i Europeiska unionens officiella tidning. BRRD sätter ut vilka åtgärder och möjligheter som ska finnas för tillse att bankmisslyckanden kan hanteras på ett sätt som minskar risken för finansiell instabilitet och att kostnader uppstår för skattebetalare. BRRD är ett minimidirektiv som måste genomföras i respektive lands lagstiftning. Vidare överväger EU att genomföra en strukturell reform och det förutses att ytterligare ändringar kommer att göras till CRD IV. Ändringarna kommer sannolikt att innebära avsevärda kostnader för Nordeakoncernen, liksom för andra finansiella institutioner, för att övervaka och följa de nya kraven. Dessa krav kan också komma att negativt påverka affärsverksamheten i finanssektorn.

BRRD har trätt i kraft och medlemsstaterna måste genomföra direktivet i nationell lagstiftning senast 31 december 2014. De flesta bestämmelserna måste träda i kraft redan 1 januari 2015. Skuldnedskrivningsverktyget för andra lämpliga för andra lämpliga förpliktelser ska kunna tillämpas från och med senast 1 januari 2016.

BRRD avser att ge särskilda myndigheter (hädanefter "**Behöriga Myndigheterna**"), utsedda av medlemsstaterna, makt att använda vissa verktyg och vissa befogenheter angivna i BRRD. Verktygen innefattar särskilda skuldnedskrivnings- och konverteringsbefogenheter ("write-down and conversion power") i förhållande till finansiella instrument och ett skuldnedskrivnings-verktyg ("bail-in power") som ger den relevanta Behöriga Myndigheten befogenhet att för fallerande institutioner skriva ned kapitalbelopp eller ränta i förhållande till vissa skulder (vilket kan innefatta Lånen), vare sig dessa är efterställda eller inte, och/eller att konvertera vissa krav (vilket skulle kunna innefatta Lånen) till andra typer av säkerheter. Sådana säkerheter kan utgöras av aktier i ett överlevande gruppbolag, om något, vilket även det kan bli föremål för nedskrivning. Skuldnedskrivningsverktyget kan komma att användas för att återställa kapitalet i en fallerande institution eller en som håller på att falla, vilket möjliggör för myndigheter att omstrukturera genom resolutionsprocessen och att återställa dess möjlighet till fortsatt drift efter en omorganisering och omstrukturering. Skuldnedskrivnings- och konverteringsbefogenheterna kan nyttjas utan eller i samband med resolution.

Utöver befogenheter rörande absorbering av förluster ger BRRD också Behöriga Myndigheterna befogenheter att implementera andra resolutions-åtgärder i förhållande till institutioner som fallerat eller håller på att falla, vilket innefattar att (i) låta avyttra en bank eller delar av dess verksamhet utan samtycke från aktieägarna och utan att följa de processuella krav som annars behöver följas, (ii) överlåta hela eller delar av verksamheten till en tillfällig förvaltare (som utsetts av och kontrolleras av relevant Behörig Myndighet), (iii) överlåta problemtillgångar till en entitet avsedd för kapitalförvaltning och låta dessa förvaltas och hållas däri över tid, (iv) ersätta eller byta ut banken som förpliktad part i förhållande

till vissa skulder, (v) ändra villkoren för skulder (vilken kan inkludera att ändra löptid och/eller ränta och/eller tillfälligt begränsa betalningar) och/eller (vi) avlista finansiella instrument eller inte låta finansiella instrument upptas till handel.

### ***Enhetliga regler för resolution av kreditinstitut***

BRRD kompletteras av en förordning med direkt effekt, nämligen europaparlamentets och rådets förordning (806/2014) av den 15 juli 2014 om fastställande av enhetliga regler och ett enhetligt förfarande för resolution av kreditinstitut och vissa värdepappersföretag inom ramen för en gemensam resolutionsmekanism och en gemensam resolutionsfond och om ändring av förordning (EU) nr 1093/2010 ("SRM"). SRM tar primärt sikte på euro-området och SRM kommer att tillämpas på NBF som ett regelverk avseende resolution och upphämtning instället för de finska implementeringsreglerna avseende BRRD. Enligt SRM ska det finnas en central europeisk resolutionsnämnd ("**Resolutionsnämnden**") som har resolutionsbefogenhet över de institut som träffas av SRM. Således ersätter resolutionsnämnden nationella myndigheter, eller har företräde framför dem (som tillämpligt). Resolutionsnämnden kommer att ta fram resolutionsplaner för samtliga entiteter som träffas av SRM, inklusive NBF. Efter konsultation med behöriga myndigheter kommer nämnden även att föreskriva lägstakrav för eget kapital och kvalificerade förpliktelser som kan skrivas ned och konverteringsbefogenheter som NBF vid var tid måste möta. Resolutionsnämnden kommer också att ha möjlighet till tidigt ingripande enligt SRM, vilket innefattar att nämnden kan kräva att ett institut att kontakta eventuella förvärvare för att förbereda för resolution. Resolutionsnämnden kommer vidare att ha makt att utöva specifika resolutionsåtgärder enligt SRM vilka liknar de som nationella myndigheter har enligt BRRD. Resolutionsverktygen som Resolutionsnämnden har till sitt förfogande innefattar verktyg för försäljning av affärsverksamheter, broinstitutsvetkyget, verktyg för avskiljande av egendom och skuldnedskrivningsverktyget, såsom närmare beskrivet i SRM. Användandet av ett eller flera av dessa verktyg kommer närmare anges i en resolutionsplan, att beslutas av Resolutionsnämnden.

Enligt SRM kan skuldnedskrivningsverktyget komma att kunna användas för att återkapitalisera ett institut och återställa dess möjlighet att efterleva förutsättningar för tillstånd, samt för att upprätthålla marknadens förtroende för ett institut eller för att konvertera krav eller skulder till aktier eller minska deras kapitalbelopp. Skuldnedskrivningsverktyget innefattar obligationer och skuldbrev utfärdade av institutet med förbehåll för resolutionsåtgärder, men vissa särskilda instrument såsom säkerställda obligationer är särskilt undantagna.

Bestämmelser avseende resolutionsåtgärder och samarbete mellan Resolutionsnämnden och de nationella myndigheterna tillämpas från och med 1 januari 2015. Resolutionsbefogenheterna som tillerkänns Resolutionsnämnden träder i kraft 1 januari 2016.

### ***Regelverken avseende BRRD och SRM***

Det är ännu oklart hur dessa befogenheter slutligen kommer att se ut och kunna användas och, när de genomförts, hur de kommer att påverka Emittenterna, Nordea-koncernen och Lånen. Det är ännu inte möjligt att utvärdera hur BRRD och SRM påverkar eller kan komma att påverka dessa. Lånen kan vara den typ av skulder och krav för vilka myndigheter och Resolutionsnämnden kan använda sina skuldnedskrivningsbefogenheter och skriva ned eller konvertera del av principalen för. Det finns ingen garanti för att SRM eller BRRD, efter att det genomförts, på grund av att det genomförts eller att någon handling som för närvarande ligger inom ramen för dessa vidtas (innefattandes för tidigt genomförande i Sverige eller Finland samt retroaktivt, om och i den utsträckning som BRRD genomförs med retroaktiv verkan och som därför kan vara tillämplig på Lånen) inte påverkar priset på eller värdet av en investering i Lånen och/eller relevant Emittents möjlighet att fullgöra sina förpliktelser enligt Lånen. Emittenterna kan inte mer precist förutse effekterna av nämnda befogenheter (inklusive skuldnedskrivningsverktyget och de skuldnedskrivnings- och konverteringsbefogenheter) och hur de förhåller sig till Lånen. Investerare bör söka råd från sina professionella rådgivare om konsekvenserna av SRM och genomförandet av BRRD.

### ***FSB-förslag avseende kapacitet att absorbera förluster***

Financial Stability Board ("**FSB**") publicerade i november 2014 ett konsultationsdokument avseende policyförslag kring en förbättring av globalt systemviktiga banker ("**GSB**") i resolutions kapacitet att absorbera förluster. FSB-förslaget syftar till att tillse att GSBer i resolution ska ha tillräcklig kapacitet att absorbera förluster, i syfte att minimera dess effekter på finansiell stabilitet, tillse att kritiska funktioner

kan fortgå oavbrutet och för att undvika att kostnader uppstår för skattebetalare. FSBs förslag kommer att omfatta ett specifikt term-sheet för total kapacitet att absorbera förluster ("TLAC"), varmed man önskar att överenskomma en global standard för detta. G20-konferensen i Brisbane i november 2014 uttalade sitt stöd för förslaget.

FSBs förslag kommer, om det implementeras, innebära att alla GSber från 1 januari 2019 måste bibehålla ett primärkapital av TLAC-kapital mellan 16-20 % of riskviktade tillgångar (jämför andra regler om kapitaltäckning), dock inte mindre än dubbla Basel III hävstångs-kraven. Enligt förslaget måste GSber tillskapa sådan riskabsorberande kapacitet inom dess viktiga dotterbolag inom dess koncern. FSB har vidare föreslagit att TLAC-kraven måste uppfyllas innan ytterligare primärkapital kan användas för att uppfylla CRD IVs buffertkrav (mer under CRD IV innebär nya kapitalkrav utöver minimikapitalet nedan). Konsultationshandlingen tillåter att man på nationell nivå ställer ett pelare II TLAC-krav utöver pelare I-kapitalet. Baserat på de senaste uppgifterna om vilka banker som FSB anser vara GSber (lista publicerad i november 2014) utgör Nordea för närvarande en GSb. Nordea kommer därför sannolikt att träffas av TLAC-kraven när kraven omsatts till nationell lagstiftning.

Enligt konsultationshandlingen kan TLAC utgöras av tier 1 och tier 2-kapital (enligt CRD IV) tillsammans med kvalificerade förpliktelser som kan utgöra TLAC som kan skrivas ned eller konverteras vid resolution av en GSb. All TLAC måste vara efterställda "undantagna förpliktelser", vilket omfattar försäkrade insättningar och kvalificerade förpliktelser som inte kan skrivas ned eller konverteras av en resolutionsmyndighet. Derivat och skuldinstrument med derivatinslag är särskilt exkluderade från att kunna utgöra TLAC, och det verkar därför som att strukturerade Lån utgivna under detta program sannolikt inte kommer att utgöra TLAC-relevanta förpliktelser (fastän de kan skrivas ned och/eller konverteras genom skuldnedskrivning och de andra resolutionsåtgärder som beskrivs ovan).

#### ***Konsultationspapper avseende eget kapital och kvalificerade insättningar under BRRD***

EBA publicerade den 28 november 2014 ett konsultationspapper med förslag på tekniska standarder ("RTS") rörande kriterium för att bestämma en lägstanivå av eget kapital och kvalificerade förpliktelser ("MREL") enligt BRRD. I syfte att tillse att skuldnedskrivningsverktygen och andra resolutionsverktyg som introduceras genom BRRD kan användas på ett effektivt sätt och med avsett resultat kräver BRRD att alla institut måste möta ett institutspecifikt MREL-krav. Kravet beräknas som en procentsats av totala skulder och eget kapital och bestäms av de relevanta resolutionsmyndigheterna, med effekt från 1 januari 2016 (eller, om tidigare, den tidpunkt som BRRD genomförs i ett land). Enligt RTS har resolutionsmyndigheter att besluta om övergångsregler som ger institut upp till fyra år att leva upp till MREL-kraven. Till skillnad från FSB-förslaget innehåller inte RTS en EU-överspännande miniminivå avseende MREL. MREL-kravet gäller för samtliga kreditinstitut och inte bara de som är av en viss storlek eller av särskild vikt. Varje resolutionsmyndighet måste, i förhållande till varje resolutionsgrupp inom dess jurisdiktion, bestämma en lämplig MREL-nivå. Utgångspunkten för bestämmandet ska vara riskprofil, vilka särskilda omständigheter som föreligger för resolution, hurpass viktigt institutet är för den finansiella stabiliteten (systemviktighet) samt andra institutspecifika karaktäristika.

Varje institutions MREL-krav kommer att bestämmas utifrån ett antal nyckelfaktorer. Dessa innefattar kapaciteten att absorbera förluster (vilket åtminstone kommer motsvara kapitalkraven under CRD IV, plus tillämpliga buffertkrav) och den nivå av rekapitalisering som krävs för att implementera den resolutionsstrategi som bedömts som mest lämpligt under resolutionsplaneringsprocessen. Andra faktorer som ska tas i beaktande vid bestämmandet av MREL-kraven innefattar: institutets riskprofil, hurpass viktigt det är för den finansiella stabiliteten (systemviktighet), i vilken utsträckning institutet har utgivna förpliktelser som inte kan inkluderas i förlustabsorption eller rekapitalisering, och de medel som kan tillföras en resolution genom insättningsgarantier och resolutionsfinansieringslösningar.

I ett instituts MREL får medräknas dess egna kapital (bestämt enligt CRD IV), tillsammans med "Kvalificerade Förpliktelser" vilket bland annat avser förpliktelser som utgivits och är fullt betalda, har en löptid på minst ett år (eller för vilken återbetalning inte kan begäras av en investerare inom ett år) och som inte uppstår genom derivat. Fastän vidden på de förpliktelser som kommer att anses vara "derivat" i förhållande här till inte tydligt kan utläsas ur RTS framstår det som möjligt att vissa Strukturerade Lån kan utgöra kvalificerade förpliktelser. MREL-kravet kan också komma att, till viss del, behöva uppfyllas genom utgivande av kontraktuella nedskrivningsinstrument, d.v.s. instrument som är efterställda andra förpliktelser vid en nedskrivning eller vid ett instituts konkurs. Trots att det finns ett flertal likheter mellan MREL-kraven och FSBs förslag eller TLAC så föreligger också ett antal skillnader, vilket innefattar ett uttryckligt krav att TLAC ska efterställas försäkrade insättningar (vilket inte krävs för MREL-

kvalificerade förpliktelser), liksom tidslinjen för implementering. EBAs konsultationspapper föreslår, trots det föregående, att MREL-kraven kan uppfyllas av GSBs på ett sätt som är förenligt med det internationella regelverket, och överväger en eventuell ökning i MREL-kraven över tid för att säkerställa en smidig övergång till TLAC-kraven, vilka förväntas träda i kraft från och med januari 2019. Det är ännu oklart om det kommer att bli några ytterligare konvergeringar avseende de skilda regelverken.

### ***Risker i förhållande till förslag FSB och EBA***

Både FSBs och EBAs förslag som beskrivits ovan är än så länge utkast och kan komma att ändras. Det är därför inte möjligt att lämna några garantier eller utfästelser avseende den slutliga utformningen och tillämpligheten av dessa eller om några resulterande förpliktelser, eller vilken inverkan de kommer att ha på Emittenterna eller Nordea-koncernen när de implementerats. Om nu liggande förslag antas och implementeras i sin nuvarande form är det möjligt att Emittenterna och/eller andra entiteter inom Nordea-koncernen kan behöva ge ut stora mängder TLAC- och MREL-kvalificerade förpliktelser för att möta dessa förpliktelser. Om Nordea-koncernen upplever problem med att resa TLAC- och MREL-kvalificerade förpliktelser kan de behöva minska sin utlåning och/eller sina investeringar i andra led.

### ***CRD IV innebär nya kapitalkrav utöver minimikapitalet***

Enligt CRD IV kommer finansiella institutioner att tvingas hålla ett minimikapital om 8 % av de riskexponerade beloppen. Utöver minimikraven som följer av CRD IV kan tillsynsmyndigheter välja att kräva att institut ska hålla extra kapital, och därigenom öka de krav som följer av CRD IV. Nordeakoncernen kan också själv välja att hålla extra kapital. Med CRD IV följer nya buffertkrav utöver minimikapitalkraven vilka måste mötas med kärnprimärkapital. Dessa innefattar (i) kapitalkonserveringsbuffert, (ii) institutspecifik kontracyklisk buffert, (iii) globalt systemviktig institutsbuffert, (iv) buffert för andra systemviktiga institutioner och (v) systemriskbuffert. För Nordea-koncernen kommer buffertkraven bestå av en kapitalkonserveringsbuffert om 2,5 % och en systemriskbuffert om 3 % från och med 1 januari 2015, i tillägg till den institutspecifika kontracykliska bufferten ("CCyB"). CCyB-nivån är avhängig av situationen i de länder vilket Nordea-koncernen har exponeringar. Bufferten kommer att variera över tid beroende på makro-ekonomiska faktorer och lokala regulatoriska myndigheters bedömningar. Den norska bufferten har bestämts till 1 % från andra halvan av 2015 och den svenska till 1 % från tredje kvartalet 2015. Nordea-koncernen är inte för närvarande föremål för några buffertkrav i förhållande till globala eller andra systemviktiga institut.

Enligt artikel 141 (Utdelningsrestriktioner) i CRD måste EUs medlemsstater kräva att det gentemot de institutioner som inte möter det kombinerade buffertkravet (vilket innefattar kapitalkonserveringsbufferten, den institutionsspecifika kontracykliska bufferten och beroende på institution den högre av systemriskbufferten, den globalt systemviktiga institutsbufferten och bufferten för andra systemviktiga institutioner) införs restriktioner på utdelningar kopplade till kärnprimärkapitalet (brett definierat i CRD IV som betalningar som är hänförliga till kärnprimärkapital, rörlig ersättning och utbetalningar på andra kärnprimärkapitalinstrument).

Restriktionernas omfattning påverkas av hur långt ett institut är från att möta det kombinerade buffertkravet och beräknas som en procentsats av de vinster institutionen gjort sedan sin senaste vinstutdelning eller sin senaste diskretionära betalning. Detta kommer att resultera i ett "högsta utdelningsbart belopp" för varje relevant period. Som exempel kan nämnas att ett bolag som ligger i den undre gränsen i kvartilen av det kombinerade buffertkravet inte kommer att kunna göra några utdelningar kopplade till kärnprimärkapitalet. Därför kommer ett institut inte att fullt kunna göra vissa betalningar kopplade till kärnprimärkapitalet om man inte uppfyller det kombinerade buffertkravet.

Finansinspektionen har klargjort att tillsyn görs och att en utvärderingsprocess införs inom pelare 2, det vill säga de institutionsspecifika kapitalkraven, så att ett kapitalkraven under pelare 2 alltid går utöver de allmänna kapitalkraven som följer av pelare 1. Finansinspektionen har sagt att de inte under normala omständigheter kommer att fatta något formellt beslut om kapitalkraven under pelare 2. I den utsträckning som Finansinspektionen inte fattar något formellt beslut kommer kapitalkraven under pelare 2 inte att påverka den nivå där utbetalningar begränsas på grund av uppfyllnad av det kombinerade buffertkravet. Skulle Finansinspektionen besluta att fatta något formellt beslut om kapitalkraven under pelare 2, kan dessa krav komma att innefattas i minimikapitalet och därigenom ha en påverkan på vilka utdelningar som kan göras beroende på uppfyllnad av det kombinerade buffertkravet.

### ***Legala och regulatoriska krav uppstår i Nordeas verksamhet***

Nordea är i sin ordinarie verksamhet föremål för regulatorisk tillsyn och ansvarsrisk. Nordea bedriver verksamhet genom ett antal juridiska personer i ett antal jurisdiktioner och är föremål för reglering i varje jurisdiktion. Reglering och regulatoriska krav ändras fortlöpande och nya krav införs för Nordea, inklusive, men inte begränsade till, regleringar avseende bedrivande av verksamhet, penningtvätt, betalningar, konsumentkrediter, kapitalkrav, rapportering och bolagsstyrning. Det finns inte några garantier att överträdelser av Nordeakoncernen inte kommer att inträffa och för det fall en överträdelse inträffar, att betydande ansvar eller bestraffning inte kommer att inträffa. Nordea är föremål för ett antal krav, tvister, rättegångsförfaranden och statliga undersökningar i de jurisdiktioner där Nordea verkar. Denna sorts krav och processer exponerar Nordea för skadestånd, direkta och indirekta kostnader (inklusive legala kostnader), direkta eller indirekta finansiella förluster, civila och straffrättsliga påföljder, förlust av tillstånd eller bemyndiganden eller skadat rykte samt risken för regulatoriska restriktioner för sin verksamhet. Var och en av dessa faktorer skulle kunna medföra en väsentlig negativ effekt på Nordeas verksamhet, finansiella ställning och rörelseresultat. Reglering med negativ inverkan på Nordeas verksamhet eller negativa avgöranden i processer i vilka Nordea är part kan resultera i restriktioner eller begränsningar för Nordeas verksamhet eller innebära en väsentlig negativ effekt på Nordeas verksamhet, finansiella ställning och rörelseresultat.

### ***Nordea är exponerad för risken för ändringar i skattelagstiftningen samt ökade skattesatser***

Nordeas verksamhet är föremål för varierande skattesatser runtom i världen vilka beräknas enligt lokal lagstiftning och praxis. Nordeas verksamhet, inklusive dess internttransaktioner, bedrivs i enlighet med Nordeas tolkning av tillämplig lag, beskattningsavtal, regleringar och krav från skattemyndigheter i de relevanta länderna. Nordea har erhållit rådgivning från oberoende skatterådgivare i dessa frågor. Det finns dock inga garantier för att Nordeas tolkning av tillämplig lag, beskattningsavtal, regleringar eller administrativ praxis är korrekt, eller att sådana regler inte ändras, även med retroaktiv verkan. Ändringar i lagstiftning eller beslut från skattemyndigheter kan försämra Nordeas nuvarande eller tidigare skatteposition.

### **Risker relaterade till Lånen**

#### ***Obligationerna är inte lämpliga för alla investerare***

- (i) Varje investerare måste, med beaktande av sin egen finansiella situation, bedöma lämpligheten av en investering i Lån utgivna under Programmet. Varje investerare bör i synnerhet ha:
- (ii) tillräcklig kunskap och erfarenhet för att göra en ändamålsenlig värdering av relevanta Lån, av fördelarna och nackdelarna med en investering i de relevanta Lån och av den information som lämnas i, eller hänvisas till, Grundprospektet, eller eventuella tillägg till Grundprospektet;
- (iii) tillgång till, och kunskap om, lämpliga värderingsmetoder för att utföra en värdering av relevanta Lån och den påverkan en investering i relevanta Lån kan medföra för investerarens övriga investeringsportfölj;
- (iv) tillräckliga finansiella tillgångar och likviditet för att hantera de risker som en investering i relevanta Lån medför, inklusive Lån vars kapitalbelopp eller ränta återbetalas i en eller flera valutor, eller i de fall där kapitalbeloppets eller räntans valuta är annan än den valuta i vilken sådan investerarens finansiella verksamhet huvudsakligen är denominerad eller Lån vars kapitalbelopp helt eller delvis kan bortfalla;
- (v) full förståelse av de villkoren för relevanta Lån och väl känna till svängningar hos relevanta index, andra referenstillgångar eller den finansiella marknaden; och
- (vi) möjlighet att förutse och värdera (ensam eller med hjälp av en finansiell rådgivare) tänkbara scenarier, exempelvis avseende ränteförändringar, som kan påverka investeringen i relevanta Lån och investerarens möjlighet att hantera de risker som en investering i relevanta Lån kan medföra.

Vissa Lån är komplexa finansiella instrument. Sofistikerade investerare köper generellt sett inte komplexa finansiella instrument som fristående investeringar utan som ett led i en riskreducering eller förhöjning av avkastning och som ett beräknat risktillägg till investerarens övriga investeringsportfölj. En investerare skall inte investera i skuldebrev som är komplexa finansiella instrument utan att ha tillräcklig kunskap



(ensam eller med hjälp av en finansiell rådgivare) för att värdera utvecklingen hos Lån, värdet av Lån och den påverkan investeringen kan ha på investerarens övriga investeringsportfölj under ändrade omständigheter.

#### ***Det kan finnas begränsningar i huruvida Lån kan fritt överlåtas***

Varken NBAB eller NBF har registrerat, och inte heller kommer någon av dem att registrera, Lån enligt Securities Act eller någon annan värdepapperslagstiftning. Som ett resultat av detta är Lån föremål för restriktioner för överlåtelser i enlighet med vad som anges i avsnittet "*Subscription and Sale*". Som en följd av dessa restriktioner kan varken NBAB eller NBF bekräfta att det finns en andrahandsmarknad för Lån eller att likviditet kommer att finnas i en sådan marknad om den skulle uppstå. Följaktligen måste en innehavare av lån kunna bära den ekonomiska risken för sin investering i Lån under dess fulla löptid.

#### ***Det finns ingen aktiv marknad för Lån***

De Lån som ges ut under Programmet kan komma att vara nya värdepapper som inte erbjuds i en större krets och för vilka det för närvarande inte finns någon aktiv marknad (utom då emissionen avser en viss tranch, och att sådan tranch konsolideras med och bildar en enda serie tillsammans med det Lån som redan har emitterats). Om lån handlas efter första emissionen kan de handlas med rabatt i förhållande till deras ursprungliga teckningskurs eller pris, beroende på rådande marknadsräntor, marknaden för liknande värdepapper, allmänna ekonomiska villkor och den ekonomiska situationen i den aktuella Emittenten. Även då ansökningar har gjorts för Lån utgivna under Programmet att tas upp till notering på the Official List of the Irish Stock Exchange och till handel på dess reglerade marknad samt att det sannolikt kommer inges en ansökan för registrering av Programmet på SIX Swiss Exchange, finns det inga garantier för att sådana ansökningar kommer att accepteras, att en särskild tranch av Lån kommer att accepteras, eller att en aktiv handel kommer att utvecklas. Det finns således inga garantier för etableringen av en marknad eller annan likviditet för ett visst Lån eller tranch av Lån.

#### ***Innehavare av Lån påverkas av svängningar i marknaden***

Innehavare av Lån bör vara medvetna om att, med hänsyn till de rådande globala förhållanden på kreditmarknaderna (som i viss utsträckning existerar även på dagen för detta Grundprospekt), kan andrahandsmarknaden för lån och instrument av detta slag vara illikvid. Varken NBAB eller NBF kan förutsäga om och när dessa omständigheter kommer att förändras.

#### ***Inställd eller reducerad emission***

Emittenterna förbehåller sig rätten att annullera hela eller delar av ett erbjudande om att investera i Lån före den aktuella emissionsdagen, under förutsättning att vissa omständigheter föreligger, t.ex. när det totala tecknade beloppet inte når vissa nivåer eller om variabler såsom deltagandegrad inte kan fastställas till en viss nivå. Emittenterna förbehåller sig också rätten att, enligt deras självständiga bedömning, ställa in en emission på förekomsten av ekonomiska, finansiella och politiska händelser som kan äventyra en framgångsrik emission av Lån.

#### ***Kreditbetyg speglar inte alla risker i samband med enskilda Lån***

Emittenternas kreditbetyg speglar inte alltid risken i samband med enstaka Lån utgivna under Programmet. Trancher av Lån som emitteras under Programmet kan ha ett kreditbetyg från ett kreditvärderingsinstitut, eller inte. Om en tranch av ett Lån har fått ett kreditbetyg kommer detta att anges i de Slutliga Villkoren. Sådant kreditbetyg kommer inte nödvändigtvis att vara detsamma som tilldelats den relevanta Emittenten eller Lån som redan utfärdats. Det finns inga garantier för att någon sådan värdering kommer att åsättas eller bibehållas. Ett kreditvärderingsinstitut kan komma att sänka sin värdering om denne uppfattar att Lånens kreditkvalitet minskat eller kan ifrågasättas. Ett kreditvärderingsinstitut kan vid varje givet tillfälle omvärdera sina metoder för kreditvärdering vilket kan innebära att ett Låns kreditbetyg ändras. Om kreditbetyget för ett Lån sänks kan sådant Låns marknadsvärde påverkas negativt. Vidare kan betyg brista i att återspegla potentiella risker i anledning av Lånets konstruktion, marknad, ytterligare faktorer som beskrivits ovan, samt andra faktorer som kan påverka värdet på Lånet. Ett kreditbetyg är därför inte en rekommendation att köpa, sälja eller inneha värdepapper och kan ändras eller indras när som helst av relevant kreditvärderingsinstitut.

### ***Lån kan utfärdas med en betydande rabatt eller premie***

Marknadsvärdet på värdepapper utgivna med en kraftig rabatt eller premie i förhållande till dess nominella belopp tenderar att fluktuera mer vid allmänna förändringar i ränteläget än marknadsvärdet för konventionella räntebärande värdepapper. Generellt gäller att ju längre återstående löptid av värdepappren, desto större är volatiliteten jämfört med vanliga räntebärande värdepapper med liknande löptider.

### ***Lånen har en valutarisk***

Den relevanta Emittenten kommer att betala kapitalbelopp och ränta i en Angiven Valuta. Följaktligen innebär detta en risk vid valutakonvertering om en investerares finansiella tillgångar och aktiviteter helt eller delvis hålls i en annan valuta ("**Investerarens Valuta**"). Detta innefattar potentiellt kraftigt fluktuerande valutakurser (inklusive risken för devalvering av den Angivna Valutan eller en revalvering av Investerarens Valuta) och risken för att myndigheter som beslutar över Investerarens Valuta kan komma att införa eller ändra regler som reglerar in- och utförande och växlandet av valutor. En ökning i värdet av Investerarens Valuta i förhållande till den Angivna Valutan skulle kunna minska en investerares vinst, återbetalade kapitalbelopp och marknadsvärde, räknat i Investerarens Valuta.

Myndigheter och centralbanker kan införa valutakontroller som kan negativt påverka tillämpliga valutakurser, vilket har inträffat historiskt. Som ett resultat kan en investerare erhålla lägre ränta eller ett lägre kapitalbelopp än förväntat, eller ingen ränta eller kapitalbelopp överhuvudtaget.

### ***Fordringshavare har en kreditrisk på den relevanta Emittenten***

Innehavare av Lån utgivna under Programmet tar en kreditrisk på den berörda Emittenten. En innehavares möjlighet att erhålla betalning under Lånet är beroende av den relevanta Emittentens förmåga att fullgöra sina betalningsåtaganden, vilket i sin tur är beroende av utvecklingen i den relevanta Emittentens verksamhet.

### ***Lånen kan inlösas före förfallodagen***

Om inte annat anges i de Slutliga Villkoren i förhållande till en Serie av Lån, kan i händelse av att den relevanta Emittenten skulle tvingas att betala ett högre belopp än vad som framgår av villkoren för det relevanta Lånet på grund av någon kupongskatt eller avdrag för eller på grund av befintliga eller framtida skatter, avgifter, eller andra statliga avgifter av något slag, som tas ut, samlas in, innehålls av eller till förmån för svenska staten (såvitt gäller Lån utgivna av NBAB) eller finska staten (såvitt gäller Lån utgivna av NBF) eller någon av dess politiska underavdelningar eller någon av dess myndigheter som innehar har makt att beskatta, kan den relevanta Emittenten lösa in samtliga utestående Lån i enlighet med Villkoren.

Dessutom kan den relevanta Emittenten, om det för en specifik tranch av ett Lån i de Slutliga Villkoren anges att Lån kan förtidsinlösas enligt den relevanta Emittentens bedömning under vissa förutsättningar, välja att förtidsinlösa Lånet vid en tidpunkt då rådande räntenivåer är relativt låga. Under sådana omständigheter kan det vara svårt för en investerare att återinvestera en inlösenlikvid i ett jämförbart instrument med en effektiv ränta som uppgår till den avkastning som kan komma att utgå på det relevanta Lånet.

En rätt för Emittenten till förtida inlösen kan sannolikt komma att minska Lånets marknadsvärde. Under en period då den relevanta Emittenten kan välja att lösa in Lån, kommer marknadsvärdet för sådana Lån i allmänhet inte att stiga väsentligt över, och kan i själva verket understiga, det pris till vilket de kan lösas in. Detta kan också vara fallet för tiden innan en sådan inlösenperiod startar.

Lån kan inlösas före utgången av dess löptid på grund av ett antal skäl, t.ex. skattemässiga händelser, eller, såvitt gäller kreditlänkade obligationer, på grund av en kredithändelse eller vissa händelser som inträffar före Återbetalningsdagen, på sätt som anges i de relevanta villkoren för dessa Lån. En förtida inlösen kan resultera i att Fordringshavare får en lägre avkastning på investeringen och i vissa fall leda till en förlust av hela eller delar av sin investering. Presumtiva investerare bör överväga återinvesteringsrisk i ljuset av andra investeringar tillgängliga vid den tidpunkten.

### ***Fordringshavarmöten***

Villkoren för ett specifikt Lån och Fiscal Agency Agreement innehåller bestämmelser som medger sammankallande av möten för Fordringshavare i syfte att besluta i frågor som rör deras intressen i i förhållande till en Serie av Lån. Dessa bestämmelser tillåter Fordringshavare, med iakttagande av angivna majoritetstal, att binda alla Fordringshavare i förhållande till en Serie av Lån (inklusive sådana Fordringshavare som inte närvarat och röstat på det relevanta mötet och Fordringshavare som röstade på ett sätt som inte var i enlighet med hur majoriteten röstade).

### ***Villkoren kan komma att ändras***

De Villkor som är tillämpliga på en Serie av Lån kommer vara såsom de överenskommit mellan den relevanta Emittenten och det berörda Emissionsinstitutet vid eller före emissionsdatumet för ett Serie av Lån, och kommer specificeras i de tillämpliga Slutliga Villkoren. Villkoren tillämpliga på varje serie av Lån kommer därför att vara såsom de återges i detta Grundprospekt, dock att varje Serie av Lån färdigställs med Slutliga Villkor.

Varje Emittent har rätt att korrigera uppenbara fel i villkoren utan Fordringshavarnas samtycke och att göra ändringar som den relevanta Emittenten inte anser väsentligt skada Fordringshavarnas intressen.

### ***Förändringar i lagar och förordningar kan påverka villkoren för Lån***

Lånen och alla utomobligatoriska förpliktelser som följer av eller i samband med Lån styrs av engelsk lag, finsk lag, svensk lag, norsk lag eller dansk lag (såsom specificerat i de tillämpliga Slutliga Villkoren), förutom att (i) registrering av VP-Lån i VP som kommer att regleras av och tolkas i enlighet med dansk lag, (ii) registrering av VPS-Lån i VPS som kommer att regleras av och tolkas i enlighet med, norsk lag, (iii) registrering av Finska Notes i Euroclear Finland kommer att styras av och tolkas i enlighet med finsk lag, och (iv) registrering av svenska Notes i Euroclear Sweden som kommer att regleras av och tolkas i enlighet med, svensk lag.

Rom II-förordningen (864/2007), som innehåller en rad regler som skall tillämpas av domstolarna i EUs medlemsstater (förutom Danmark) i syfte att avgöra tillämplig lag för utomobligatoriska förpliktelser mellan parterna i de flesta civila och kommersiella frågor är inte tillämplig i Danmark och kan därför inte tillämpas på danska investerare.

Det går inte att bedöma effekten av eventuella rättsliga beslut eller ändring av lagstiftningen i England, Sverige, Finland, Danmark eller Norge eller administrativ praxis efter datumet för registreringen av detta Grundprospekt.

### ***Lån kan handlas i antal som överstiger den specificerade minsta valören men vilka inte är heltalsmultiplar***

I samband med varje emission av Lån som har en valör som består av den specificerade minsta Valör (enligt definitionen i de relevanta Slutliga Villkor) samt en högre heltalsmultipl av ett annat mindre belopp, kan Lån komma att handlas i mängder som överstiger den minsta angivna Valör och som inte är en heltalsmultipl av den specificerade minsta valören. I ett sådant fall skulle en Fordringshavare som innehar Lån med ett nominellt belopp som är mindre än den minsta valören, skulle behöva köpa ytterligare Lån dennes innehav uppgår till ett nominellt belopp motsvarande minsta valören. Om så inte är fallet kan Fordringshavarens möjlighet att avyttra sin investering, eller såvitt gäller innehavarskuldebrev att erhålla ett skuldebrev om ett sådant skulle utfärdas.

### ***Antalet Lån som emitteras under ett Program kan ändras***

Det totala kapitalbeloppet av Lån som emitteras i ett Program kan komma att ändras i enlighet med Dealership Agreement (avtal med Emissionsinstitut).

### ***Sparandedirektivet***

Enligt Rådets direktiv 2003/48/EG om beskattning av inkomster från sparande i form av räntebetalningar ("**Sparandedirektivet**"), är varje medlemsstat skyldig att förse skattemyndigheten i en annan medlemsstat information avseende betalningar av ränta eller andra liknande inkomster som betalats av en person inom dess jurisdiktion till, eller insamlats av en sådan person för, en enskild person samt de

juridiska personer som anges i artikel 4.2 av Sparandedirektivet (varje sådan en ”**Residual Enhet**”). Dock kan Österrike och Luxemburg under en övergångsperiod i stället tillämpa en källskatt i förhållande till sådana betalningar med en procentsats om, över tid, upp till 35 %. Dessa övergångsregler kommer att upphöra vid utgången av det första hela beskattningsåret efter det att en överenskommelse mellan vissa länder utanför EU för utbyte av information om sådana betalningar ingåtts.

Luxemburgs regering överlämnade till det Luxemburgs parlament den 18 mars 2014 ett lagförslag (N 6668) rörande viss kapitalbeskattning vilket skulle ändra den nuvarande regleringen av källskatt från och med 1 januari 2015, vilket skulle innebära att man börjar tillämpa systemet för automatisk informationsutbyte under Sparandedirektivet. Lagförslaget antogs som lag den 25 november 2014. I tillägg har Österrike valt att implementera ett system med automatisk informationsutbyte.

Ett antal länder utanför EU, och vissa territoriella sammanslutningar i vissa medlemsstater, har vidtagit liknande åtgärder (antingen tillhandahållande av information eller att under en övergångsperiod innehålla skatt) i förhållande till utbetalningar av en person inom dess jurisdiktion till, eller insamlats av en sådan person för, en enskild person eller en Residual Enhet. Dessutom har medlemsstater ingått avtal innehållande informationsåtaganden eller övergångsregler avseende källskatt med vissa av dessa territoriella sammanslutningar i förhållande till utbetalningar gjorda av en person i en medlemsstat till, eller som insamlats av en sådan person för, någon enskild person eller vissa begränsade typer av juridiska personer etablerade i något av dessa territorier.

Europeiska rådet antog 24 mars 2014 ett ändringsdirektiv till Sparandedirektivet (”**Ändringsdirektiv**”). Ändringdirektivet utvidgar omfattningen av de krav som beskrivs ovan. Medlemsstaterna har till 1 januari 2016 på sig att genomföra direktivet i nationell lagstiftning (vilken måste träda i kraft senast 1 januari 2017). Ändringdirektivet syftar till att utvidga ovannämnda krav till att omfatta betalningar gjorda till, eller säkrade för, vissa andra typer av personer och arrangemang (innefattandes vissa trustar) och kan vara tillämplig där sådan fysisk eller juridisk person, enhet eller arrangemang är etablerad eller administreras utanför EU. Man utvidgar också definitionen av ”räntebetalning” att omfatta intäkter som är att jämföra med ränta.

Om en betalning skulle göras eller innehållas i en medlemsstat som har valt att tillämpa ett system för källskatt och ett belopp skulle komma att innehållas från en sådan betalning, är varken Emittenterna, betalningsagenter, eller någon annan person skyldig att betala något ytterligare belopp avseende ett Lån på grund av införandet av en sådan källskatt. Emittenterna är skyldiga att ha en betalningsagent i en medlemsstat som inte har en skyldighet att innehålla skatt eller genomföra skatteavdrag i enlighet med Sparandedirektivet. Investerare som är osäkra på deras position bör konsultera sin professionella rådgivare.

#### ***Den föreslagna skatten på finansiella transaktioner kan ha negativ påverkan på investerare och/eller Emittenterna***

Europeiska kommissionen publicerade den 14 februari 2013 ett förslag till direktiv (”**Kommissionsförslaget**”) om en gemensam skatt på finansiella transaktioner som skall införas i de 11 deltagande medlemsstaterna (Belgien, Tyskland, Estland, Grekland, Spanien, Frankrike, Italien, Österrike, Portugal, Slovenien och Slovakien) (de ”**Deltagande Medlemsstaterna**”). Kommissionsförslaget omfattar många typer av transaktioner och skulle, om det antas, att under vissa förutsättningar kunna vara tillämpligt på vissa transaktioner i Lånen (inklusive i andrahandsmarknaden). Utgivandet av och att teckna sig för Lån bör emellertid undantas.

Enligt Kommissionsförslaget kan skatten komma att vara tillämplig för personer såväl utanför som inom de Deltagande Medlemsstaterna. Generellt sett skulle det vara tillämpligt på vissa typer av transaktioner i Lånen där minst en part är en finansiell institution och minst en part är etablerad i en Deltagande Medlemsstat. En finansiell institution kan bedömas ”etablerat” i en Deltagande Medlemsstat på ett antal olika sätt, inklusive (a) genom att göra affärer med någon etablerad i en Deltagande Medlemsstat eller (b) där det finansiella instrumentet som handlas är utgivet i en Deltagande Medlemsstat.

Ett gemensamt utlåtande från tio av elva av de Deltagande Medlemsstaterna i maj 2014 indikerade att man avser att implementera skatten progressivt på ett sådant sätt att det skulle initialt vara tillämpligt på aktier och vissa derivat, med start från 1 januari 2016.

Skatten är fortsatt föremål för förhandling bland de Deltagande Medlemsstaterna. Det kan därför ändras före det antas och innan det ska genomföras i de Deltagande Medlemsstaterna. Fler medlemsstater kan också välja att delta.

Blivande Fordringshavare uppmanas att söka egen professionell rådgivning i förhållande till skatt på finansiella transaktioner. Även om effekten på Nordeakoncernen inte kommer att vara känd förrän efter regelverket är beslutat, kan skatten negativt komma att påverka delar av dess verksamhet.

#### ***Betalningar under Lån kan bli föremål för amerikansk källskatt i enlighet med FATCA***

USA har infört regler, vanligen refererade till som "FATCA", som varigenom nya krav på rapportering och källskatt ställs i förhållande till vissa betalningar som härrör från USA (inklusive utdelningar och ränta), nettobetalningar från avyttringar av tillgångar som kan medföra amerikansk förräntning och utdelningar och vissa betalningar gjorda av entiteter som definierats som finansiella institut enligt FATCA. USA har ingått ett mellanstatligt avtal avseende implementeringen av FATCA med Sverige ("Svenska IGA") och med Finland ("Finska IGA"). Under Svenska IGA och Finska IGA, såsom de för närvarande är formulerade, förväntar sig inte Emittenterna att källskatt kommer att behöva innehållas för betalningar som görs i förhållande till Lånen. Vissa väsentliga aspekter av FATCA:s tillämpning är dock ännu oklara, och det kan därför inte garanteras att källskatt under FATCA inte kommer att bli relevant i förhållande till betalningar under Lånen i framtiden. Investerare bör söka råd från sina professionella skatterådgivare om konsekvenserna av FATCA.

#### ***Eftersom de Globala Lånen hålls av eller på uppdrag av clearing-system, kommer investerarna att behöva förlita sig på sådant clearing-systems rutiner för betalningar, överlåtelser och kommunikation med Emittenterna***

Lån som emitterats under Programmet kan representeras av en eller flera Globala Lån. Sådana Globala Lån kommer att vara förvarade hos värdepappersförvarare, eller, som tillämpligt genom en gemensam förvarare för Euroclear och Clearstream, Luxemburg eller (i relation till Lån i Schweiziska Franc) SIS. Utom i de fall som det framgår av relevant Globalt Lån kommer investerare inte att vara berättigad att erhålla definitiva Lån. Relevanta clearing-system kommer att hålla uppgifter om innehav i de Globala Lånen. Även om Lånen är representerade av en eller flera Globala Lån kommer investerare endast att kunna överlåta innehaven genom de relevanta clearing-systemen.

Då Lånen representeras av en eller flera Globala Lån kan relevant Emittent fullgöra sina betalningsförpliktelser genom att betala till värdpappersförvararen eller den gemensamma förvararen för de relevanta clearing-systemen eller den som utses av dessa för distribution till de som har ett konto. Den som har ett innehav i ett Globalt Lån måste förlita sig på det relevanta clearing-systemets eller clearing-systemens rutiner för att erhålla betalningar i förhållande till de relevanta Lånen. Emittenterna åtar sig inget ansvar och har inga förpliktelser i förhållande till uppgifter som rör, eller betalningar gjorda i förhållande till, innehav av Globala Lån.

Innehavare av Globala Lån kommer inte att direkt kunna rösta för de relevanta Lånen utan kommer endast att kunna agera i den utsträckning som de tillåts befullmäktiga någon av de relevanta clearing-systemen. På samma sätt kommer inte någon med innehav av Globala Lån att direkt kunna föra exempelvis verkställighetstalan mot relevant Emittent för det fall en Emittent skulle uppleva ett event of default under relevanta Lånen, utan måste förlita sig på de rättigheter som följer av Sidoavtalet.

#### ***Investerare kommer behöva förlita sig på VPs, VPS, Euroclear Finlands, Euroclear Swedens eller SIS förfaranden (i förekommande fall) för överföring, betalning och kommunikation med Emittenten.***

Investerare i VP-Lån, VPS-Lån, Finska Lån, Svenska Lån eller Schweiziska Lån måste förlita sig på det relevanta clearingsystemet eller, i förekommande fall, det relevanta Emissionsinstitutets regler för överlåtelser, betalning och kommunikation med den relevanta Emittenten.

VP-Lån, VPS-Lån, Finska Lån eller Svenska Lån som emitterats enligt Programmet kommer inte att manifesteras i ett fysiskt värdepapper, utan genom registrering hos VP, VPS, Euroclear Finland eller Euroclear Sweden, beroende på Lån. Innehav av VP-Lån, VPS-Lån, Finska Lån eller Svenska Lån kommer att registreras i, och överlåtelser av Lån sker endast via, de kontoföringssystem som förs av VP, VPS, Euroclear Finland eller Euroclear Sweden.

### ***Särskilda legala risker under vissa Lån***

I förhållande till strukturerade Lån bör det noteras att varje förändring i tillämpliga lagar eller regleringar eller förändringar i tillämpningen av dessa samt specifika händelser såsom moratorium, valutarestriktioner, embargo, blockad eller bojkott av central banker, svenska eller finska staten, eller annat liknande organ som Förenta Nationerna eller Europeiska Unionen, kan resultera i (i) ett utbyte av underliggande tillgångar, (ii) en förändring i metoden för beräkning av vissa belopp under Lån, (iii) att vissa belopp beräknas vid en tidigare tidpunkt, (iv) en förändring i beräkningen av avkastning och/eller (v) ändringar av villkoren. Sådana händelser kan därför negativt påverka avkastningen och andra belopp som skall betalas till investerarna under ett strukturerat Lån, liksom tidpunkten för sådana betalningar.

Om en förändring i lag eller förordning, eller beslut av offentliga myndigheter (eller tillämpningen därav), eller på grund av någon annan omständighet som inte är direkt relaterad till en nedgradering av den relevanta Emittentens kreditbetyg, skulle (enligt Emittentens bedömning) resultera i en ökning av vissa kostnader i samband med ett strukturerat Lån eller ökade kostnader för den relevanta Emittentens riskhantering i förhållande till det strukturerade Lånet, kan en sådan händelse berättiga den relevanta Emittenten att (i) byta ut de till Lånet underliggande tillgångarna, (ii) ändra metoden för beräkning av vissa belopp under Lånet, (iii) beräkna vissa belopp vid en tidigare tidpunkt, (iv) ändra beräkningen av avkastningen och/eller (v) ändra villkoren.

### ***Totalkostnad***

Emittenten har kostnader i samband med emission av strukturerade Lån på grund av bland annat produktion, distribution, licenser, börsnotering och riskhantering. För att täcka dessa kostnader tar den relevanta Emittenten ut courtage och provision. Sådana avgifter och provisioner kan vägas in i emissionskursen för ett specifikt Lån eller debiteras separat. Storleken på provisionen kan variera och påverkas av fluktuationer i räntor och priset på de finansiella instrument som ingår i produkten.

Investerare bör vara medvetna om att olika marknadsaktörer har olika möjligheter att påverka priset på de finansiella instrument som ligger till grund för ett strukturerat Lån. Prissättningen av strukturerade Lån görs normalt sett inte på basis av framförhandlade villkor utan det bestäms av den relevanta Emittenten. Således kan det finnas en intressekonflikt mellan den relevanta Emittenten och investerarna, i den mån den relevanta Emittenten kan påverka prissättningen och har en möjlighet att göra en vinst eller undvika en förlust i förhållande till underliggande referenstillgångar och relevant Emittent inte har någon lojalitetsplikt i förhållande till Fordringshavarna. Transparensen avseende prissättningen av strukturerade Lån kan vara begränsad.

### ***Alternativkostnadsrisk***

Marknadsrisken varierar beroende på Lånets struktur och löptid. Värdet av ett Lån varierar med förändringen i marknadsräntor. Ett strukturerat Lån fungerar ofta som en kombination av en räntebärande investering och, till exempel, en investering i aktier. En investerare tar därför en ytterligare risk när de investerar i ett strukturerat Lån om alternativet hade varit en ren ränteplacering. Ett strukturerat Lån avger ingen ränta eller annan avkastning om marknaden är ogynnsam och kan komma att återbetalas med enbart kapitalbeloppet. Om lånet inte är kapitalkyddat kan hela det investerade beloppet förloras. Investeraren i ett sådant strukturerat Lån underkastas en alternativkostnadsrisk motsvarande den ränta som investeraren skulle ha fått om denne valt att i stället investera pengarna i rena räntebärande instrument. Om investeraren säljer ett sådant Lån före utgången av dess löptid bär investeraren risken att erhålla en köpeskilling som är mindre än Lånets nominella belopp.

### ***Hedgingaktiviteter för Emittenterna och dess närstående bolag***

Relevant Emittent och/eller dess närstående bolag kan bedriva säkringsaktiviteter (hedging) avseende Lån, t.ex. att förvärva eller avyttra Referenstillgångar, komponenter i Referenstillgångar och/eller skuldförbindelser utställda av Referensenheter, men är dock inte skyldig att göra det. Vissa av den relevanta Emittentens närstående bolag kan också förvärva eller avyttra Referenstillgångar och/eller komponenter i Referenstillgångar regelbundet som en del av sin verksamhet som värdepappersbolag. Dessa aktiviteter skulle kunna påverka värdet av eller nivån på Referenstillgången och skuldinstrument utställda av Referensenheten och därmed värdet av Lånet. Dessutom kan ett avbrott i sådana säkringsarrangemang (hedging) eller en väsentligt ökad kostnad för sådana säkringsarrangemang (hedging) leda till en förtida inlösen av Lån i enlighet med vad som anges i tillämpliga Slutliga Villkor.

Om det, enligt Emittentens uppfattning, skett en förändring i någon marknadspraxis eller rådande marknadsläge standardvillkor som kan påverka någon hedgingaktivitet som ingåtts av en Emittent eller någon annan part inom Nordea-koncernen för att säkra (hedga) Emittentens förpliktelser i förhållande till Lånen, förbehåller sig Emittenten rätten att, utan samtycke från Fordringshavarna, justera Villkoren för att tillse att de är i linje med den relevanta hedgingaktiviteten

### ***Ingen äganderätt***

En investering i ett Lån är inte samma sak som att investera direkt i Referenstillgången(-arna) och ger inte någon äganderätt till Fordringshavare såvitt gäller de underliggande tillgångarna eller någon komponent av de underliggande tillgångarna. Inte heller har man någon rösträtt eller rätt till utdelningar i förhållande till de underliggande tillgångarna eller komponenter i de underliggande tillgångarna som en direktinvestering i dessa skulle ha. Lånen är icke efterställda och osäkrade skyldigheter för Emittenten. Emittenten har inte tagit säkerhet i några underliggande tillgångar eller komponenter av underliggande tillgångar.

### ***Intressekonflikter***

Relevant Emittent och/eller dess närstående bolag kan också förvärva eller avyttra Referenstillgång, komponent i Referenstillgång och/eller skuldförbindelser utställda av Referensenheter regelbundet som en del av sin verksamhet som värdepappersbolag eller låna ut pengar till Referensenheter som en del av den normala verksamheten. Dessa aktiviteter skulle kunna påverka värdet av eller nivån på Referenstillgången och skuldinstrument utställda av Referensenheten och därmed värdet av Lånet.

Relevant Emittent och/eller dess närstående bolag kan från tid till annan lämna rådgivning till Emittenter av eller utställare av Referenstillgångar eller komponenter av Referenstillgångar och/eller Referensenheten avseende transaktioner som skall ingås av dem, eller delta i transaktioner avseende Referenstillgångar och/eller Referensbolag/enheter för deras egen räkning och för portföljer eller konton som hanteras av dem. Sådana transaktioner kan ha en positiv eller negativ effekt på värdet av Referenstillgång, värdet av eller nivån på Referenstillgången och skuldinstrument utställda av Referensenheten och därmed värdet av Lånet.

Således kan konflikter uppstå mellan relevant Emittents intressen och Fordringshavarnas intressen.

### ***Index disclaimer***

Indexobligationer är varken sponsrade, godkända, emitterade eller understödda av något av de index som de är kopplade till eller någon av sådant index sponsorer och sponsorn har inte gett några garantier, vare sig uttryckliga eller underförstådda, antingen när det gäller de resultat som skall uppnås genom användning av något index och/eller de nivåer som ett sådant index vid viss tid på en viss dag eller i övrigt kan ha. Ingen indexsponsor ansvarar (oavsett om försumlighet eller på annat sätt) till någon person för fel i index och indexsponsor har ingen skyldighet att meddela någon person om eventuella fel i ett index. Indexsponsorn har inte gett någon garanti, vare sig uttrycklig eller underförstådd, vad gäller lämpligheten av att köpa eller anta någon risk i samband med sådana Lån. Varken någon Emittent eller Beräkningsagenten skall ha något ansvar gentemot någon person såvitt gäller en handling eller underlåtenhet att agera i förhållande till indexsponsorn i samband med beräkning, justering eller hantering av ett index. Varken någon Emittent eller Beräkningsagenten har någon anknytning till eller kontroll över något index eller indexsponsorn eller någon kontroll över beräkningen, sammansättningen eller spridning av index. Även om en Emittent och Beräkningsagenten kommer att erhålla information om ett index som är Referenstillgångar till specifika Lån från offentligt tillgängliga källor som de anser vara pålitliga, kommer de inte att självständigt kontrollera uppgifterna.

### **Risker relaterade till särskilda Referenstillgångar**

#### ***Risker relaterade till avkastningen avseende Referenstillgång***

Med strukturerade Lån (t.ex. aktieobligationer, valutaobligationer, kreditobligationer, fondobligationer, råvaruobligationer och andra eventuella konstruktioner) är avkastningen, och ibland även storleken på återbetalningsbeloppet, beroende av utvecklingen hos en eller flera referenstillgångar, såsom aktier, index, räntor, valutor, kreditexponeringar (en eller flera), fondandelar, råvaror eller korgar av dessa, eller kombinationer av sådana tillgångar. Om återbetalning av en del av eller hela det investerade beloppet är knutet till utvecklingen av underliggande tillgångar kan investeraren riskera att förlora hela det

investerade beloppet. Strukturerade Lån är ofta utformade på grundval av en kombination av olika typer av traditionella instrument såsom aktier, fondandelar eller derivatinstrument. Dessa kombinationer av produkter kan ha inslag av olika instrument. Värdet på ett strukturerat Lån kommer att påverkas av värdet av Referenstillgångarna eller relevanta jämförelsetal. Värdering av Referenstillgångar kan ske både under löptiden och på Återbetalningsdagen och dess utveckling kan vara positiv eller negativ för innehavaren. Fordringshavarens rätt till avkastning, och i förekommande fall återbetalning av det nominella beloppet, beror på Referenstillgångens utveckling och tillämplig avkastningsstruktur. Värdet på ett strukturerat Lån kan, förutom förändringar i priset på Referenstillgång, bestämmas av intensiteten i kursrörelser hos Referenstillgången (vanligen kallad volatilitet), förväntningar om framtida volatilitet, marknadsräntor och förväntade utdelningar från Referenstillgången.

Potentiella investerare bör vara medvetna om att:

- (a) marknadspriset på sådana lån kan vara volatilt;
- (b) de kan bli utan avkastning;
- (c) betalning av kapital eller ränta kan inträffa vid en annan tidpunkt eller i en annan valuta än väntat;
- (d) det kapitalbelopp som betalas vid inlösen kan vara lägre än det nominella beloppet för sådana Lån eller noll;
- (e) Referenstillgång kan vara föremål för betydande fluktuationer som kanske inte korrelerar med förändringar i räntor, valutor eller andra index;
- (f) Om avkastningsstrukturen avseende ett visst Lån innehåller en multiplikator större än ett eller innehåller någon annan hävstångseffekt, kommer effekten av värdeförändringar i Referenstillgången att ha en större effekt på storleken på återbetalningsbeloppet; och
- (g) tidpunkten för förändringar i värdet av en eller flera Referenstillgångar kan påverka den faktiska avkastningen för Fordringshavare, även om den genomsnittliga nivån är förenlig med deras förväntningar.

Vidare bör Fordringshavare och potentiella köpare av Lån se till att de förstår egenskaperna i ett sådant Lån och omfattningen av deras riskexponering och att de bedömer lämpligheten av dessa Lån som investering i ljuset av sina egna förhållanden och finansiella ställning. En liten rörelse i värdet av en eller flera Referenstillgångar kan resultera i en betydande förändring av värdet på ett Lån. Innehavare av sådana Lån, och presumtiva köpare av sådana Lån bör bilda sig en egen uppfattning om fördelarna med en investering baserat på sådana undersökningar. Med tanke på den mycket specialiserade karaktär som strukturerade Lån har, anser Emittenten att de endast är avsedda för mycket sofistikerade investerare som har möjlighet att själva bedöma risken i en investering på vilken avkastningen bestäms på detta sätt. Följaktligen bör en investerare som inte anser sig omfattas av beskrivningen ovan inte investera i sådana Lån utan att erhålla detaljerade råd från en specialiserad professionell rådgivare.

#### ***Risk avseende begränsad information i samband med vissa referenstillgångar***

I förhållande till vissa referenstillgångar, till exempel vissa hedgefonder eller index sammansatta av hedgefonder, finns enbart begränsad tillgång till information då, bland annat, den officiella slutkursen avseende sådana Referenstillgångar kan komma att publiceras mera sällan. Sammansättningen av vissa index och fonder kan vara konfidentiellt av strategiska skäl. Andra faktorer som begränsar insynen i samband med sådana referenstillgångar kan vara att Referenstillgång inte är föremål för kontinuerlig handel, att värderingsmodeller för avgörandet av värdet av Referenstillgångar inte rapporteras till investerarna, eller att de bakomliggande faktorer som påverkar värdet av Referenstillgångarna inte är offentliga.

#### ***Valutakursförändringar***

Valutakurser kan påverkas av komplicerade politiska och ekonomiska faktorer, däribland relativa inflationsmätt, räntenivåer, betalningsbalansen mellan länder, omfattningen av eventuella statliga överskott eller underskott och de monetära, skattemässiga och/eller vidtagna handelspolitiska åtgärder såvitt gäller de berörda valutorna. Valutakursförändringar kan påverka värdet eller nivån på Referenstillgångar på komplexa sätt. Om sådana valutafluktuationer gör att värdet eller nivån på



Referenstillgången varierar, kan Lånets värde minska. Om värdet eller nivån på en eller flera Referenstillgångar är uttryckt i en valuta som skiljer sig från den valuta som Lånet är denominerad i kan Fordringshavare bli föremål för ökad valutarisk. Tidigare valutakurser är inte nödvändigtvis en indikation om nivån på framtida valutakurser.

#### ***Risker relaterade till marknadsavbrott och extraordinära händelser***

Marknadsavbrott kan inträffa exempelvis för det fall handeln med Referenstillgångar avbryts eller ett officiellt pris av någon anledning inte noteras. I samband med marknadsavbrott, kan värdet av underliggande tillgångar komma att bestämmas vid en annan tidpunkt än avsett och i vissa fall även på annat sätt än avsett. Vissa referenstillgångar såsom aktier, korgar av aktier eller fondandelar kan påverkas av extraordinära händelser såsom avnotering, nationalisering, konkurs, likvidation eller motsvarande eller aktiesplit, nyemission, fondemission, emissioner av teckningsoptioner eller konvertibler, sammanläggning av aktier eller återköp avseende sådan aktie eller korg av aktier som utgör Referenstillgång. För alla strukturerade Lån kan händelser såsom lagändringar eller ökade kostnader för riskhantering uppstå. Om så är fallet, kan den relevanta Emittenten, enligt dennes självständiga bedömning, justera sammansättningen av tillgångar och beräkningen av avkastningen eller värdet av Lån eller ersätta en Referenstillgång med en annan Referenstillgång, i den mån den relevanta Emittenten anser detta nödvändigt för att beräkningen av avkastningen eller värdet av Lån skall återspegla hur avkastningen eller värdet tidigare beräknats. Om den relevanta Emittenten inte anser att sådana justeringar kan ge ett rättvist resultat, kan den relevanta Emittenten göra beräkningen av avkastningen i förtid och fastställa Återbetalningsbeloppet eller avkastningen. Ränta på kapitalbeloppet skall därefter tillkomma beräknad på marknadsmässig ränta.

#### ***Avläsning av stängningskurser avseende Referenstillgångar***

I vissa avkastningsstrukturer är avläses stängningskursen vid ett antal tillfällen för att beräkna en genomsnittlig stängningskurs. Syftet är att minimera risken för att enstaka extrema värden kraftigt påverkar det slutliga priset. Investerare bör dock uppmärksamma det faktum att värdet vid sådana avläsningstillfällen påverkar det genomsnittliga slutpriset, vilket innebär att det slutliga priset kan vara lägre eller högre än den faktiska stängningskursen på värderingsdagen. I vissa Lån fastställs dock värdet på grundval av en enda värdering, varvid det finns en risk för att vissa extrema värden kan påverka det slutliga priset.

#### ***Risker förknippade med aktier eller aktierelaterade instrument som Referenstillgångar***

En investering i aktieobligationer medför betydande risker utöver de som förknippas med investeringar i ett konventionellt skuldebrev.

- (a) *Faktorer som påverkar aktier eller aktierelaterade instruments värdeutveckling kan påverka värdet på Lån*

En aktie eller ett aktierelaterat instruments värdeutveckling är beroende av makroekonomiska faktorer, såsom räntor och prisnivåer på kapitalmarknaderna, valutautveckling, politiska faktorer och företagspecifika faktorer såsom resultat, marknadsposition, risksituation, ägarstruktur och utdelningspolicy.

- (b) *Inga krav mot emittenten av Referenstillgångar eller rätt till Referenstillgångar*

Aktieobligationer representerar inte en fordran på eller en investering i en emittent av aktier eller aktierelaterade instrument (en "**Equity Issuer**"). Fordringshavarna kommer inte att ha någon regressrätt enligt Lånet på sådana bolag, aktier eller aktierelaterade instrument. Inget Lån är på något sätt sponsrat, godkänt eller främjat av någon Equity Issuer och sådana företag har ingen skyldighet att ta hänsyn till konsekvenserna av sitt handlande för Fordringshavare. Följaktligen kan utgivaren av en aktie eller ett aktierelaterat instrument vidta åtgärder när det gäller sådana instrument utan att ta hänsyn till Fordringshavarnas intressen, och någon av dessa åtgärder skulle kunna påverka marknadsvärdet av Lån.

När det gäller Lån med aktier eller aktierelaterade instrument som underliggande tillgång, kommer inte Equity Issuer att delta i fastställandet villkoren för Lånet. Inte heller kommer den relevanta Emittenten eller något Emissionsinstitut att göra någon utredning eller undersökning i samband med sådant erbjudande med avseende på information om sådan Equity Issuer som ingår

i Slutliga Villkor eller i de dokument från vilka denna information extraherades. Därför kan det inte finnas några garantier för att alla händelser som inträffar före det relevanta emissionsdatumet (inklusive händelser som skulle påverka riktigheten eller fullständigheten av de allmänt tillgängliga handlingar som beskrivs i denna punkt eller i relevanta Slutliga Villkor) som skulle kunna påverka kursen för aktien eller de aktierelaterade instrumenten kommer att ha offentliggjorts. Efterföljande publicering av sådan information eller publicering av eller underlåtenhet att publicera väsentliga framtida händelser som rör sådan Equity Issuer kan påverka börskursen på sådant instrument och därmed värdet på Lånet.

### ***Risker förknippade med Index som Referenstillgångar***

En investering i indexobligationer medför betydande risker utöver de som förknippas med investeringar i ett konventionellt skuldebrev.

(a) *Faktorer som påverkar värdeutvecklingen av Index kan påverka värdet på Lånet*

Ett index omfattar en syntetisk portfölj av aktier, aktierelaterade tillgångar eller andra tillgångar och värdeutvecklingen för ett index är beroende av de makroekonomiska faktorer som rör de aktier, aktierelaterade tillgångar eller andra komponenter som ingår i ett sådant index, vilket kan inkludera räntor och prisnivåer på kapitalmarknaderna, valutautveckling, politiska faktorer och (i fallet med aktier eller aktierelaterade instrument) företagsspecifika faktorer som vinst, marknadsposition, risksituation, ägarstruktur och utdelningspolicy.

(b) *Exponering mot risken att avkastningen i Lånet inte återspeglar avkastningen i en direktinvestering i underliggande aktier, aktierelaterade instrument eller andra tillgångar som ingår i indexet*

Avkastningen i ett Lån med ett index som underliggande tillgång återspeglar nödvändigtvis inte den avkastning en investerare skulle erhålla om denne faktiskt ägde de i indexet ingående tillgångarna. Till exempel, om det i ett index ingår aktier kommer Fordringshavare inte att få några utdelningar på dessa aktier och kommer inte att erhålla någon avkastning i anledning av dessa utdelningar om inte relevant index tar hänsyn till sådan utdelning vid beräkningen av indexnivån. På samma sätt kommer Fordringshavare inte att kunna utöva någon rösträtt i de underliggande instrumenten eller andra tillgångar som kan ingå i relevant index. Följaktligen skulle investerarna i Lån som har index som referenstillgång kan få en lägre avkastning än om investeringen gjorts direkt i de instrument som ingår i indexet.

(c) *Avsaknad av påverkan av utdelningar avseende flesta Lån kopplade till aktieindex*

Reglerna om sammansättning och beräkningen av det relevanta underliggande indexet kan föreskriva att utdelning från de till indexet underliggande tillgångarna inte leder till en ökning av indexets värde, till exempel om det är ett "pris"-index, vilket istället kan leda till en minskning av indexnivån om alla andra omständigheter förblir oförändrade. Detta kommer resultera i att Fordringshavare i Lån där Referenstillgången är ett sådant index inte kommer att delta i någon utdelning eller annan värdeöverföring som betalas till innehavare av de i indexet ingående tillgångarna. Även om reglerna för det relevanta underliggande indexet föreskriver att utdelning eller annan värdeöverföring avseende de i indexet ingående tillgångarna återinvesteras i index och därmed leder till att indexnivån ökas kan, i under vissa omständigheter, utdelning eller annan värdeöverföring inte helt återinvesteras i sådant index.

(d) *En förändring i sammansättningen eller upphörande av ett index kan påverka marknadsvärdet av Lån*

En sponsor av ett index kan lägga till, ta bort eller byta ut de i indexet ingående tillgångarna eller göra andra metodologiska förändringar som kan ändra nivån på en eller flera i indexet ingående tillgångar. Modifieringen av i index ingående tillgångar kan påverka nivån på ett sådant index, som t.ex. att en ersättande komponent i ett index kan prestera betydligt sämre eller bättre än den komponent som den ersätter, vilket i sin tur kan påverka storleken på de betalningar som den relevanta Emittenten kommer att göra till investerarna i Lånet. Sponsorn av ett index kan också komma att ändra, avbryta eller upphäva beräkning eller offentliggörandet av indexet. Indexsponsorn kommer inte att ha någon del i utformningen av erbjudandet och försäljningen av

Lån och har inga skyldigheter i förhållande till Fordringshavare. En indexsponsor kan vidta vilka åtgärder som helst i fråga om sådant index utan att därvid ta hänsyn till Fordringshavares intressen, och sådana åtgärder kan komma att påverka marknadsvärdet av Lån.

- (e) *Det finns ytterligare risker i förhållande till råvaruindex, se "Risker förknippade med råvaror som referenstillgångar".*
- (f) Nordea-koncernen kan ta del i att skapa, strukturera och underhålla indexportföljer och indexstrategier där man även agerar indexsponsor (gemensamt "**Egna Sammansatta Index**"). Det kan därför uppstå intressekonflikter för Emittenterna i deras roll som Emittent av sådana Lån och i deras ställning i att upprätta, marknadsföra, främja eller administrera sådana index. Sådana index beräknas av en extern beräkningsagent i enlighet med de reglerna som beskriver metoden för att beräkna dessa Egna Sammansatta Index ("**Reglerna**").

I förhållande till Egna Sammansatta Index som är länkade, kan Emittenten möta intressekonflikter i och med sin roll som Emittent av sådana Lån och dess roll (eller den roll som en eller flera av dess koncernbolag kan ha) i att ha varit med och skapat, strukturerat och underhållet sådana index, då upprättande av indexen, alla tillägg, ändringar eller justeringar till Reglerna, eller justeringar till någon eller några parametrar för värdering av någon komponent, kan påverka priset eller värdet på Lånen.

Var Emittent och varje annan indexsponsor kan, från tid till annan, med vederbörlig diskretion och med den omsorg och som de finner lämpligt i syfte att upprätthålla integriteten för ett Ägt Index. De kan också, under vissa förutsättningar, göra diskretionära ändringar i syfte att tillse och upprätthålla sådant index höga kvalitet vad avser uppbyggnad och beräkning. Emittenterna och deras koncernbolag kan inte åta sig något ansvar för att något Ägt Index är fullständig eller korrekt, eller att detta ska gälla för någon av den data som använts för att framta eller tillämpa sådant Ägt Index eller några komponenter av ett index. Emittenterna kan vidare inte garantera att indexen kan nyttjas utan avbrott eller kan spridas. Vidare garanterar inte Emittenten att något index på ett korrekt sätt återger tidigare, nuvarande eller framtida marknadsutveckling eller – skeenden.

Emittenterna, eller något av deras koncernbolag, kan också ha bankrelationer eller andra kommersiella relationer med tredje parter i förhållande till ett Ägt Index och kan handla i sådant index (vilket inkluderar sådan handel som den relevanta Emittenten och/eller dess koncernbolag i deras självständiga bedömningar finner lämpligt för att skydda (hedga) mot marknadsrisker och andra transaktioner som kan relatera till Egna Sammansatta Index), vilket kan negativt påverka nivån på sådant index.

Om en Emittents eller något av dess koncernbolags hedging-aktiviteter i relation till något index störs kan Emittenten eller relevant koncernbolag besluta att avsluta beräkningar som görs enligt sådant index tidigare än indexsponsorn själv gjort i jämförbara situationer.

Alla ovanstående faktorer kan resultera i negativa konsekvenser för Fordringshavarna, och kan ha en negativ påverkan på värdet eller priset på Lånen. Emittenterna är inte förpliktade att skapa, upprätthålla eller underhålla Egna Sammansatta Index på ett sätt som gagna Fordringshavarna.

### ***Risker förknippade med inflationsindex som Referenstillgångar***

Avkastningsstrukturen kan avgöra räntan och/eller kapitalbelopp som ska betalas för Lånen genom referens till ett inflationsindex ("**Inflationsindex**") eller korg av inflationsindex, antingen som Inflation-Linked Notes eller genom att använda Inflationsindex som Referenstillgång.

#### *Särskilda händelser och avbrott som påverkar realränteobligationer och obligationer kopplade till Inflationsindex*

Om publiceringen av nivån på Inflationsindexet är fördröjt, publiceringen av Inflationsindexet upphör, Inflationsindexet omräknas, en materiell förändring av Inflationsindexet görs, eller att det har skett en uppenbart oriktig publicering av nivån på Inflationsindexet, kan den relevanta Emittenten bestämma en sådan händelse har en väsentlig effekt på Lånet och, om så är fallet, genomföra sådana tillägg och justeringar av villkoren för Lånet som den relevanta Emittenten anser nödvändiga.

Många ekonomiska och marknadsrelaterade faktorer kan påverka ett Inflationsindex och, följaktligen, värdet på Lån med inflationsindex som underliggande tillgång, till exempel:

- Allmänna ekonomiska, finansiella, politiska eller regulatoriska regelverk och/eller händelser, och/eller
- Fluktuation i priser såvitt gäller tillgångar, tjänster och energitillgångar (inklusive efterfrågan och tillgång för någon av dessa); och/eller
- Inflationstakten i ekonomin i det relevanta landet och förväntningar på inflationen.

Nivån på ett Inflationsindex kan påverkas av faktorer som inte har någon relation till de finansiella marknaderna.

***Risker förknippade med valutakurser som Referenstillgångar eller som del av värdeutvecklingsstrukturen***

En investering i valutaobligationer medför betydande risker utöver de som förknippas med investeringar i ett konventionellt skuldebrev.

Lån kan vara denominerade i en valuta ("Referensvalutan") men återbetalas i en annan valuta ("Valutan"). Värdet av lånet kan därför påverkas av förändringar i värdet av Referensvalutan jämfört med Valutan (som kan beräknas, i förekommande fall, på en "cross-currency basis"). Detta medför vissa risker för att växelkursen (eller de växelkurser) som används för att bestämma Valutan medför att beloppet för eventuella betalningar under Lånet kan förändras signifikant (inklusive förändringar på grund av devalvering eller revalvering av Valuta jämfört med Referensvaluta) och risken för att myndigheter med jurisdiktion över dessa valutor kan orsaka en minskning av (1) Valutans påverkan av avkastningen på Lånet, (2) Valutans påverkan på storleken på Återbetalningsbeloppet under Lånet, och (3) Valutans påverkan på Lånets marknadsvärde. Således finns det en risk för att Valutans värde vid en försäljning eller inlösen, påkallande eller cancellering, kan komma att understiga värdet av Fordringshavarens ursprungliga investering i lånet, beroende på valutakursens storlek vid tidpunkten för en sådan försäljning eller inlösen, påkallande eller cancellering.

- (a) *Faktorer som påverkar värdeutvecklingen i den aktuella valutakursen kan påverka värdet på Lån negativt*

Den valutakurs eller de valutakurser som utgör Referenstillgångar till Lån kommer att påverka värdet av investeringen och avkastningen på Lånet. Värdeutvecklingen avseende valutakurser är beroende av tillgång och efterfrågan på valutor på de internationella valutamarknaderna, som är föremål för ekonomiska faktorer, bland annat inflationstakten i de berörda länderna, ränteskillnaderna mellan de olika länderna, ekonomiska prognoser, internationella politiska faktorer, valutakonvertibilitet och tryggheten i att göra finansiella investeringar i den berörda valutan, spekulationer och åtgärder vidtagna av regeringar och centralbanker. Sådana åtgärder omfattar bland annat införande av regulatoriska kontroller eller skatter, utfärdande av en ny valuta för att ersätta en befintlig valuta, förändring av växelkursen eller dess egenskaper genom devalvering eller revalvering av valuta eller införande av valutareglering avseende växelkurs eller överföring av en angiven valuta som skulle påverka växelkurser och tillgången till en viss valuta.

- (b) *Nordea är en stor aktör på valutamarknaden och är föremål för intressekonflikter*

Investorer bör notera att vissa medlemmar av Nordeakoncernen är regelbundet aktiv på valutamarknaderna kan i dess löpande verksamhet komma att göra transaktioner för egen räkning eller för deras kunders räkning och hålla långa och/eller korta positioner i valutor och relaterade derivat, även i de valutor som utgör Referenstillgångar i förhållande till Lån. Sådana transaktioner kan påverka de relevanta Referenstillgångarna och Lånets marknadspris, likviditet eller värde och kan vara missgynnande för Fordringshavarens intressen. Inga medlemmar i Nordeakoncernen har någon skyldighet att genomföra sådana transaktioner på ett sätt som gynnar Fordringshavare.

- (c) *Valutor på tillväxtmarknader utgör särskilda risker*

Valutaobligationer kopplade till valutor på tillväxtmarknader kan uppleva större volatilitet och mindre säkerhet om framtida värdenivåer för sådana tillväxtmarknadsrelaterade valutor eller deras växelkurs i förhållande till andra valutor.

### ***Risker förknippade med råvaror som Referenstillgångar***

En investering i råvaruobligationer medför betydande risker utöver de som förknippas med investeringar i ett konventionellt skuldebrev.

- (a) *Faktorer som påverkar en råvaras värdeutveckling kan påverka värdet av lån, och vissa råvarupriser kan vara mer instabila än andra tillgångsslag*

Handel med råvaror är spekulativ och kan vara extremt volatil. Råvarupriserna påverkas av en mängd faktorer som är oförutsägbara, däribland till exempel förändringar i relationen mellan utbud och efterfrågan, vädermönster och extrema väderförhållanden, statliga program och politik, nationella och internationella politiska, militära, terror, och ekonomiska händelser, skattemässiga, penningpolitiska program för kontroll, förändringar i räntor och valutakurser och förändringar och avbrott eller störningar i marknaden för handel med råvaror och relaterade kontrakt. Råvarupriser kan vara mer instabila än andra tillgångsslag, vilket gör investeringar i råvaror mer riskfyllda än andra investeringar.

- (b) *Råvaror kan utgöras av fysiska råvaror eller råvarukontrakt, och vissa råvarukontrakt kan handlas på oreglerade eller börser med en mera begränsad reglering.*

Råvaror omfattar både (i) "fysiska" råvaror, som måste lagras och transporteras, och som generellt handlas på ett "Spot"-pris, och (ii) råvarukontrakt, som är avtal antingen att (A) köpa eller sälja en viss mängd av en underliggande fysisk råvara till ett förutbestämt pris och leveransperiod (vilken kan betecknas som en leveransmånad) eller (B) betala eller ta emot en kontant betalning baserad på förändringar i priset på den underliggande råvaran.

Råvarukontrakt kan handlas på reglerade specialiserade Terminsbörser (t.ex. terminskontrakt). Råvarukontrakt kan också handlas direkt mellan marknadsaktörerna "over-the-counter" på handelsplattformar som är föremål för lägre grad av reglering eller, i vissa fall, ingen väsentlig reglering. Således omfattas handeln med sådana "over-the-counter"-kontrakt inte av samma bestämmelser, och har inte det skydd, som gäller för kontrakt som handlas på reglerade specialiserade Terminsbörser, och handeln i sådana kontrakt kan därför vara förenad med ytterligare risker relaterade till likviditet och prishistorik såvitt gäller de relevanta kontrakten.

- (c) *Lån som har terminskontrakt för råvaror som Referenstillgång kan ge en annan avkastning än Lån som har den relevanta fysiska varan som Referenstillgång och medför dessutom vissa andra risker*

Priset på ett terminskontrakt på en råvara kommer generellt att handlas med en premie eller med en rabatt i förhållande till spotpriset på den underliggande råvaran. Dessa skillnader beror på sådana faktorer som (i) behovet av att anpassa spotpriset på grund av kostnader (t.ex. lager, transport-och försäkringskostnader) och (ii) olika metoder som används för att utvärdera generella faktorer som påverkar spot- och terminsmarknaderna. Dessutom, och beroende på varan, kan det finnas stora skillnader i likviditet på spot- och terminsmarknaderna. Således kan Lån som har terminskontrakt som Referenstillgång ge en annan avkastning än Lån som har den relevanta fysiska råvaran som Referenstillgång.

Investeringar i terminskontrakt innebär vissa andra risker, till exempel bristande likviditet. En innehavare av terminskontrakt kan finna att ett sådant innehav blir illikvid eftersom vissa råvarubörser begränsar fluktuationer i terminskontraktspriser enligt regler om "dagliga begränsningar". När priset på ett visst terminskontrakt har ökat eller minskat med ett belopp som motsvarar den dagliga begränsningen, kan positioner i kontraktet inte tas eller avvecklas om inte innehavaren är villig att utföra transaktioner på eller inom begränsningen. Detta kan hindra en person från att snabbt avveckla ogynnsamma positioner och kan därmed utsätta en sådan person för stora förluster. Terminskontraktspriser i olika råvaror har från tid till annan överskridit den dagliga gränsen för flera på varandra följande dagar med liten eller ingen handel. Förluster som

uppstår under sådana omständigheter kan ha en negativ effekt på avkastningen i Lån som har det påverkade terminskontraktet som referenstillgång.

För det fall en direktinvestering i terminskontrakt för råvaror görs, kan det investerade kapitalet komma att användas helt eller delvis som säkerhet för de framtida krav som respektive part kan ha på varandra under terminskontraktet. Sådant kapital vilket ställts som säkerhet bär i allmänhet ränta, och avkastningen i form av ränta ökar investerarens avkastning. Fordringshavare som investerat i Lån där terminskontrakt på råvaror är Referenstillgång kommer inte att ta del ränteavkastning i anledning av en hypotetiskt ställd säkerhet i de underliggande terminskontrakten.

- (d) *Ytterligare risker i förhållande till "rullning" av terminskontrakt på råvaror (inklusive terminskontrakt på råvaror som är komponenter i ett råvaruindex)*

Råvarukontrakt har ett förutbestämt utgångsdatum, det vill säga en dag då handel med kontraktet upphör. Att hålla ett terminskontrakt till dess slutdag kommer att resultera i leverans av den underliggande fysiska råvaran eller ett krav att kontantavräkna kontraktet. Att "rulla" ett terminskontrakt innebär att när terminskontraktet närmar sig slutdagen ("**near-dated commodity contracts**") men innan det löper ut så säljs detta och ett terminskontrakt som har en slutdag längre in i framtiden ("**longer-dated commodity contract**") köps istället. Investerare i råvaror använder "rullning" av terminskontrakt i syfte att upprätthålla en kontinuerlig exponering mot den relevanta råvaran.

"Rullning" kan påverka värdet av en investering i råvaror på ett antal olika sätt, bland annat:

- (i) *Exponeringen mot råvarukontrakt kan ökas eller minskas genom "rullning"*

När priset på en near-dated commodity contract är högre än priset på longer-dated commodity contract (kontraktet sägs då vara i "backwardation"), kommer då "rullningen" från det förra till det senare resultera i att exponeringen utgörs av ett större antal kontrakt (i formen av longer-dated commodity contracts). Därför kommer förlust eller vinst på de nya positionerna i anledning av en rörelse i priset på råvaran att vara större än om man hade innehaft samma antal råvarukontrakt som innan "rullningen". Omvänt, om priset på en near-dated commodity contract är lägre än priset på longer-dated commodity contract (kontraktet sägs då vara i "contango"), kommer då "rullningen" att resultera i att exponeringen utgörs av ett mindre antal kontrakt (i formen av longer-dated commodity contracts). Därför kommer vinst eller förlust på de nya positionerna för en given rörelse i priserna på råvaror avtalet vara mindre än om man hade innehaft samma antal råvarukontrakt som innan "rullningen".

- (ii) *När ett terminskontrakt befinner sig i contango (alternativt backwardation), kan detta förväntas ha en negativ (eller positiv) effekt över tiden*

När ett terminskontrakt är i "contango", förväntas priset på longer-dated commodity contract generellt minska i takt med att kontraktet närmar sig slutdagen. I ett sådant fall kan en "rullning" i allmänhet förväntas ha en negativ effekt på en investering i kontraktet. När ett terminskontrakt är i "backwardation", förväntas priset på longer-dated commodity contract generellt öka i takt med att kontraktet närmar sig slutdagen. I sådant fall kan investeringen i det aktuella kontraktet generellt förväntas påverkas positivt.

När det gäller Lån med ett terminskontrakt på råvaror som Referenstillgång kommer det specifika underliggande terminskontraktet att helt enkelt ändras utan att det sker någon avyttring, förvärv eller tagande av positioner i några faktiska terminskontrakt. Därför kommer effekterna av en "rullning" enligt ovan inte direkt påverka Referenstillgången eller Lånet. Således kommer en investerare inte att delta direkt i möjliga effekter av en "rullning". Emellertid kan andra marknadsaktörer agera i enlighet med mekanismen för "rullning" och ett sådant beteende kan ha en indirekt negativ inverkan på värdet av Referenstillgången och därför på Lånet.

Råvaruindex är index som följer värdeutvecklingen i en korg av terminskontrakt på vissa råvaror. Vilka råvaror detta är beror på det individuella indexet. Viktningen av de olika råvaror som ingår

i ett råvaruindex beror också på vilket index som avses, och beskrivs generellt sett i de relevanta reglerna för indexet.

För råvaruindex används "rullning" av de terminskontrakt som ingår i indexet för att upprätthålla en kontinuerlig exponering mot sådana råvaror. Då ett terminskontrakt måste rullas i enlighet med reglerna för det relevanta indexet beräknas nivån på råvaruindexet som om de underliggande terminskontrakten avyttrades och att man förvärvade nya (vanligen kontrakt som har en slutdag längre fram i tiden) terminskontrakt för att uppnå en motsvarande exponering. Således har en "rullning" samma effekter som beskrivits ovan med avseende på värdet av Referenstillgång i specifika Lån, även i fråga om nivån på ett råvaruindex.

(e) *Legala och regulatoriska förändringar som rör råvaror kan leda till en förtida inlösen*

Råvaror är föremål för legala och regulatoriska regleringar som kan förändras på ett sätt som kan påverka möjligheten för Emittenterna eller någon annan medlem i Nordeakoncernen att ingå eller vidmakthålla säkringstransaktioner (hedgar) avseende relevant Emittents skyldigheter under Lån, att säkra (hedga) relevant Emittents skyldigheter enligt Lån, och/eller kan leda till förtida inlösen eller annullering av Lån.

**Risker förknippade med korgar som innefattar olika beståndsdelar som Referenstillgångar**

(a) *Exponering mot värdeutvecklingen i Korg och dess underliggande tillgångar*

Om Lån refererar till en eller flera korg(ar) av tillgångar som dess Referenstillgångar, är investerare i sådana Lån utsatta för värdeutvecklingen i sådan(a) korg(ar). Investerarna kommer att bära risken för värdeutvecklingen för varje av de i korgen ingående tillgångarna.

(b) *En hög korrelation mellan tillgångar i en korg kan ha en betydande inverkan på de belopp som skall betalas under Lån*

Korrelationen av de i en korg ingående beståndsdelarna indikerar graden av beroende mellan de enskilda beståndsdelarna med hänsyn tagen till deras värdeutveckling. Om samtliga de i korgen ingående beståndsdelarna kommer från samma sektor och samma land, kan man anta en generellt hög positiv korrelation. Tidigare korrelationsvärden är inte avgörande för framtida korrelationsvärden. Investerare bör vara medvetna om att även om de i en korg ingående beståndsdelarna inte verkar vara korrelerade baserat på tidigare värden, kan de påverkas negativt i samma mån i anledning av en allmän nedgång eller annan ekonomisk eller politisk händelse. Om de i en korg ingående beståndsdelarna är föremål för en hög korrelation kommer förändringar i värdeutvecklingen hos de i korgen ingående beståndsdelarna generellt sett påverka värdeutvecklingen i Lånet.

(c) *En negativ utveckling av en enda Referenstillgång i en korg, eller en enda korg i flerkorgsstrukturer, kan utradra en positiv utveckling av en eller flera andra Referenstillgångar i korgen eller korgarna*

Investerare i Lån måste vara medvetna om att även för det fall en eller flera i en korg ingående beståndsdelar, eller en enda korg i flerkorgsstrukturer, har en positiv värdeutveckling, kan värdeutvecklingen i korgen som helhet vara negativ om värdeutvecklingen hos de andra i korgen eller korgarna ingående beståndsdelarna är negativ i större utsträckning, med förbehåll för vad som regleras i villkoren för det relevanta Lånet.

(d) *En liten korg, en ojämnt viktad korg eller en "best of" eller "worst of"-korg gör generellt sett en korg mer sårbar för förändringar i värdet av en viss i korgen ingående beståndsdel*

Värdeutvecklingen i en korg som innehåller ett mindre antal beståndsdelar, med förbehåll för vad som regleras i villkoren för det relevanta Lånet, påverkas generellt sett mer av förändringar i värdet på en viss i korgen ingående beståndsdel däri än en korg som innehåller ett större antal beståndsdelar.

Värdeutvecklingen i en korg som ger större vikt till vissa av de i korgen ingående beståndsdelarna eller baserar värdet för hela korgen endast på värdet av en av de i korgen ingående beståndsdelarna påverkas generellt sett, med förbehåll för vad som regleras i villkoren

för det relevanta Lånet, mer av förändringar i värdet av en sådan i korgen ingående beståndsdel än en korg som ger relativt lika stor vikt till varje i korgen ingående beståndsdel.

- (e) *En förändring i sammansättningen av en eller flera korgar kan ha en negativ effekt på korgens värdeutveckling*

Om villkoren för Lånet ger relevant Emittent eller Beräkningsagenten rätt att justera sammansättningen av korgen, bör investerare vara medvetna om att en tillgång i korgen som ersätter en tidigare kan utvecklas annorlunda än vad som förväntats av de i korgen ursprungligen ingående tillgångar, vilket kan ha en negativ effekt på korgens värdeutveckling.

### ***Risker relaterade till kreditlänkade obligationer***

#### *Korrelationsrisk*

En investering i kreditlänkade obligationer innebär betydande risker som inte är förknippade med ett konventionellt skuldebrev med fast eller rörlig ränta. Sådana risker innefattar exponering för kreditrisk mot den särskilda Referensenheten eller korg av Referensenheter (och i förekommande fall, en eller flera specifika skuldförbindelser) utöver den för den relevanta Emittenten. Beroende på det sätt på vilket den särskilda serien kreditlänkade obligationer är kopplad till en Referensenhet eller korg av Referensenheter, kan en minskning av kreditvärdigheten hos en viss Referensenhet (eller där uppfattningen av kreditvärdigheten hos en särskild Referensenhet förvärras), kraftigt minska marknadsvärdet på Lånet och på eventuella betalningar av Kapitalbelopp eller Ränta. Om en serie Lån kopplats till en korg av Referensenheter kan en försämring av kreditkvaliteten hos en Referensenhet vara starkt korrelerad med en försämring av kreditkvaliteten hos andra Referensenheter i korgen, vilket kan inom en relativt kort tidsperiod resultera i betydande minskningar av marknadsvärdet på Lånet och eventuella betalningar av Kapitalbelopp eller Ränta. I ett Lån som har en struktur som är "Nth to Default" eller "Nth & Nth+1" to Default, kommer förekomsten av en kredithändelse avseende en Referensenhet att ha en mer än proportionell effekt på marknadsvärdet och betalning av kapital och ränta.

#### *Betalningar av Kapitalbelopp och/eller Ränta*

I händelse av förekomsten av vissa omständigheter (som kan inkludera bland annat, konkurs, betalningsinställelse, Obligation Acceleration, Obligation Default, moratorium, omstrukturering eller annan Kredithändelse) i förhållande till en Referensenhet eller en korg av Referensenheter, i enlighet med vad som anges i tillämpliga Slutliga Villkor, kan relevant Emittents skyldighet att betala Kapitalbelopp eller utföra andra åtaganden enligt lånets villkor ersättas av en skyldighet att betala andra belopp som beräknats utifrån värdet av Referenstillgången. Dessutom kan räntebärande kreditobligationer komma att upphöra att bära ränta på eller före den dag då Kredithändelse inträffat.

Potentiella investerare i sådana Lån bör vara medvetna om att beroende på villkoren för sådan kreditobligation så (i) kan de bli utan eller få vidkännas minskningar i räntebetalningarnas storlek, (ii) kan betalning av kapital eller ränta eller leverans av eventuella angivna tillgångar inträffa vid en annan tid än förväntat och (iii) de kan förlora hela eller en väsentlig del av sin investering.

#### *Volatilitet i marknadspriset*

Marknadsvärdet på kreditobligationer kan vara volatilt och påverkas av, bland annat, den tid som återstår till återbetalningsdagen och Referensenhetens kreditvärdighet som i sin tur kan påverkas av ekonomiska, finansiella och politiska händelser i ett eller flera jurisdiktioner.

#### *Inget krav att Emittenten lider förlust avseende en Referensenhet*

Emittenternas åtaganden avseende kreditobligationer är inte avhängigt huruvida relevant Emittent och/eller dess närstående bolag har en faktisk kreditexponering mot Referensenheten. Berörd Emittent och/eller någon av dess närstående bolag behöver inte heller lida någon faktisk förlust eller lida någon skada på grund av förekomsten av en Kredithändelse.

#### *Begränsad information avseende Referensenheter*

Ingen utredning har eller kommer att göras avseende någon Referensenhet. Presumptiva investerare i kreditobligationer bör inhämta och utvärdera information om Referensenheter som om de investerar



direkt i skuldförbindelser utgivna av relevanta Referensenheter. Dessutom bör investerare förstå att den historiska utvecklingen av en särskild skuldförbindelse eller skuldförbindelserna relaterade till Referensenheten i allmänhet inte är en garanti för framtida utveckling. Eftersom ingen Referensenhet har deltagit i framtagandet av detta Grundprospekt, finns det ingen garanti för att alla väsentliga händelser eller information om Referensenheter har beskrivits i samband med att Lån utfärdas. Efterföljande publicering av sådana händelser eller underlåtenhet att publicera information om väsentliga händelser som rör någon av Referensenheter kan påverka återbetalningsbeloppet på Lån eller marknadsvärdet på Lånet.

#### *Skuldförbindelser kan bestå av förlagslån*

Eventuella skuldförbindelser för kreditobligationer kan innefatta efterställda skuldförbindelser. Sådana efterställda skuldförbindelser kommer att rankas efterställt till, och värdet av dessa efterställda skuldförbindelser kan vara mindre än icke efterställda skuldförbindelser utgivna av samma Referensenhet. Värdet av sådana efterställda skuldförbindelser kan vara noll under förhållanden där en Kredithändelse har inträffat. Emittenten har ingen lojalitetsplikt mot Fordringshavare innebärande att Emittenten har att välja Referenstillgångar eller leveransbara tillgångar med något särskilt värde eller att maximera värdet för Fordringshavare.

#### *Lån kopplade till värdeutveckling av fonder*

Emittenterna kan emittera Lån där återbetalningsbeloppet eller, om tillämpligt, räntebeloppet är kopplat till värdeutvecklingen på en andel av, eller annan rättighet kopplad till, en fond. Sådana fonder kan vara aktiefonder eller andra typer av fonder, oavsett jurisdiktion, eller en kombination av sådana. Investeringar som erbjuder direkt eller indirekt exponering mot värdeutvecklingen av fonder anses generellt vara särskilt riskabla och kan innebära risker liknande till exempel de marknadsriskerna som är förknippade med direktinvesteringar i fonder.

Blivande investerare bör notera att utbetalningar i samband med återbetalning eller uppsägning av Fondlänkade Lån vid förfall, utgång, förtida återbetalning eller förtida uppsägning kan skjutas upp i enlighet med Villkoren fram till ett specificerat long stop-datum och vid detta datum kan, vid fastställandet av återbetalningsbeloppet, de berörda fondrättighetsandelarna beräknas ha ett nollvärde. Blivande investerare bör också vara medvetna om att för det fall en eller flera händelser inträffar avseende Fonden eller fondförvaltaren, som att Fonden eller fondförvaltaren hamnar på obestånd, så får Emittenten, enligt dennes självständiga bedömning, besluta huruvida de Fondlänkade Lånen ska justeras, återkallas eller sägas upp i förtid. Om Emittenten beslutar att de Fondlänkade Lånen ska löpa vidare kan detta resultera i ett utbyte av de berörda rättigheterna i fonden till andelar eller rättigheter med liknande egenskaper eller i justeringar av Lånens Villkor som svarar för den relevanta händelsen. Sådana åtgärder kan ha en negativ effekt på avkastningen och riskprofilen för de relevanta Fondlänkade Lånen och därmed värdet på sådana Fondlänkade lån, och om de Fondlänkade Lånen återbetalas eller sägs upp i förtid kan beloppet som en investerare får tillbaka vara väsentligt lägre, och till och med noll, än deras ursprungliga investering.

Risker knutna till investeringar i Fondlänkade Lån liknar riskerna som är förenade med en direktinvestering i underliggande fond eller fonder. Det är förknippat med väsentliga risker med att direkt eller indirekt investera i fonder, inbegripet, utan begränsning, riskerna listade nedan. Blivande investerare bör notera att nedan referenser till fonder kan avse både fonder som är direkt knutna till ett Fondlänkat Lån såväl som fonder vilka någon av dessa från tid till annan investerat i:

Presumtiva investerare ska vara medvetna om följande risker förknippade med investering:

1. Olika typer av fonder är föremål för varierande nivåer av regulatorisk övervakning.
2. Fonder kan ha varierande restriktioner avseende hävstångseffekter. Hävstångseffekter ger möjligheter till högre grad av avkastning men ökar också fondens volatilitet och risken för en totalförlust av det investerade beloppet.
3. Fonder kan ha varierande investeringsrestriktioner och en del fonder investerar i tillgångar som inte är likvida eller annars svåra att överlåta. Detta kan påverka realiseringen av sådana tillgångar och i sin tur värdet på, och utvecklingen av, fonden. Dessutom kan en fonds tillgångar eller investeringar vara koncentrerade till ett fåtal marknader, länder, industrier, råvaror, sektorer av

en ekonomi eller emittenter. Negativa rörelser för en specifik marknad, land, industri, råvara, ekonomi eller värdet på säkerheter hos en viss emittent kan då ha en kraftigt negativ effekt på värdet av en sådan fond. Därutöver kan en fond använda sig av en ensam rådgivare eller använda sig av en enkelriktad strategi, vilket kan innebära bristande diversifiering och hög risk.

4. Betydande inlösen av investerare i en fond inom en kort tidsperiod kan tvinga fondens placerare och/eller rådgivare att sälja positioner i en snabbare takt än vad som annars skulle vara önskvärt, vilket kan påverka värdet av fondens tillgångar negativt.
5. Värdet utvecklingen av en fond beror till största delen på utvecklingen av de investeringar som valts ut av dess rådgivare eller placerare samt på nivån av skicklighet och expertis hos sådana tillhandahållare av fondtjänster att göra framgångsrika och lönsamma investeringsbeslut. Sådan skicklighet och expertis kan vara koncentrerad till ett fåtal personer i rådgivarens eller placerarens nyckelpersonal. Skulle sådana nyckelpersoner upphöra att agera för fondens rådgivare eller placerare kan värdet eller lönsamheten i fondens investeringar påverkas negativt.

#### **Risker relaterade till räntestrukturer**

##### ***Fasträntelån påverkas av räntenivåer***

Investeringar i Fasträntelån innefattar risk att ändringar i marknadsräntor kan påverka värdet på Fasträntelånen negativt.

##### ***Risker relaterade till fast/rörlig ränta.***

Lån med fast/rörlig ränta kan löpa med en ränta, vilken den relevanta Emittenten kan välja att konvertera från en fast ränta till rörlig ränta, eller från en rörlig ränta till fast ränta. Den relevanta Emittentens förmåga att omvandla räntan kommer att påverka andrahandsmarknaden och marknadsvärdet av sådana Lån eftersom den relevanta Emittenten kan förväntas konvertera räntan när det är sannolikt att detta kommer att ge en lägre total kostnad för upplåningen. Om den relevanta Emittenten konverterar från en fast ränta till rörlig ränta kan spreaden på fast/rörlig ränta bli mindre gynnsam än vid den tidpunkten rådande spreadar på jämförbara lån med rörlig ränta som baseras på samma referensränta. Dessutom kan den nya rörliga räntan komma att vara lägre än räntan på andra Lån. Om den relevanta Emittenten konverterar från en rörlig ränta till fast ränta, kan den fasta räntan vara lägre än fast ränta som betalas på andra av dess Lån.

##### ***Risker relaterade till Lån med rörlig ränta med en multiplikator eller annan hävstångseffekt.***

Lån med justerbar rörlig ränta kan vara volatila investeringar. Om de är strukturerade på så sätt att de innehåller multiplikatorer eller andra faktorer som ger hävstångseffekter, eller tak och/eller golv, eller någon kombination av dessa funktioner eller andra liknande funktioner, kan deras marknadsvärde vara ännu mer volatilt än för Lån som inte innehåller dessa funktioner.

##### ***Risker relaterade till Lån med omvänd rörlig ränta.***

Lån med omvänd rörlig ränta har en ränta motsvarande en fast ränta minus en ränta baserad på en referensränta som t.ex. LIBOR. Marknadsvärdet på dessa Lån är oftast mer volatila än marknadsvärdet på andra konventionella skuldförbindelser med rörlig ränta men med samma referensränta (och med i övrigt jämförbara villkor). Lån med omvänd rörlig ränta är mer volatila eftersom en höjning av referensräntan inte endast sänker räntan på Lånet, men kan också spegla en ökning rådande ränteläget, vilket ytterligare negativt påverkar marknadsvärdet av dessa Lån.

##### ***Risker relaterade till Range Accrual-Lån***

Range Accrual-Lån bär ränta som skall betalas antingen (i) på räntebetalningsdagar som inträffar med jämna mellanrum under Lånets löptid, eller (ii) som en klumpsumma på återbetalningsdagen.

Den ränta som en investerare i Lånet kan erhålla är kopplad till utvecklingen av en eller flera Referenstillgångar på sätt som anges i tillämpliga Slutliga Villkor och hur många faktiska dagar under den aktuella ränteperioden eller värderingsperioden nivån eller värdet av Referenstillgången förblir inom ett visst intervall, (den övre och undre gränsen specificeras i tillämpliga Slutliga Villkor). Om nivån eller värdet av Referenstillgången är under den nedre gränsen eller högre än den övre gränsen på vissa eller

alla av dagarna i en ränteperiod eller värderingsperiod kan investeraren få låga eller till och med inga räntebetalningar för den relevanta ränteperioden. Innehavare bör notera att ingen ränta utgår de dagar när nivån eller värdet av Referenstillgången är utanför det angivna intervallet. Den räntesats med vilken räntan ackumuleras kan vara en fast ränta, rörlig ränta eller annan ränta som framgår av tillämpliga Slutliga Villkor. Ränta på Lånet är därför även kopplat till volatiliteten i värdet eller nivån av Referenstillgången. Range Accrual-Lån kan vara olämpligt för investerare som behöver regelbundna räntebetalningar.

## **Risker relaterade till specifika värdeutvecklingsstrukturer**

### ***Risker relaterade till komplexiteten i produkten***

Avkastningen för strukturerade Lån är ibland komplex och kan innehålla matematiska formler eller samband som för investeraren kan vara svåra att förstå och jämföra med andra investeringsalternativ. Förhållandet mellan avkastning och risk kan vara svårt att bedöma. När det gäller sambandet mellan avkastning och risk kan allmänt sägas att en relativt hög avkastning oftast är förknippad med en relativt högre risknivå. Ett sätt att öka sannolikheten för en högre avkastning är exempelvis att inkludera en hävstång i strukturen som resulterar i att relativt små förändringar i värdeutvecklingen av underliggande tillgångar som kan ha stora effekter för värdet och avkastningen på Lånet. En sådan struktur är i allmänhet också förknippad med en högre risk (se Risker relaterade till särskilda Referenstillgångar nedan). Den historiska utvecklingen för motsvarande investering är bara en beskrivning av den historiska utvecklingen av investeringen och får inte betraktas som en indikation på framtida avkastning. Information om tidigare resultat saknas avseende vissa Referenstillgångar, till exempel med avseende på vissa hedgefonder. Investerare bör noga överväga vilken avkastningsstruktur som gäller för Lån i vilka investeraren investerar för att få en förståelse för hur den relevanta strukturen fungerar i olika scenarier och vilka risker en investering i Lånet innebär.

### ***Risker relaterade till Lån som inte är kapitalskyddade***

Lån kan ha eller sakna ett kapitalskydd. Om Lånet inte är kapitalskyddat finns det ingen garanti för att den betalning som en investerare erhåller på Lånet på återbetalningsdagen kommer att vara högre än eller lika med det Kapitalbeloppet. Om återbetalningsbeloppet hos ett Lån inte är kapitalskyddat, men skall bestämmas enbart med hänvisning till värdet eller nivån på en eller flera Referenstillgångar, förväntas en minskning av värdet på Referenstillgången (eller om Lånet har en "put"- eller "reverse convertible"-struktur, en ökning av värdet) resultera i en minskning av återbetalningsbeloppet på Lånet. Således är det möjligt att avkastningen på Lån kopplade till sådana Referenstillgångar kan vara betydligt lägre än det belopp som betalats av Fordringshavare för sådana Lån vid investeringen och kan uppgå till noll.

### ***Risker relaterade till överkurs och deltagandegrad***

Förhållandet mellan värdet på ett strukturerat Lån och värdeutvecklingen hos Referenstillgångarna eller förändringar i Referenstillgångarna är inte alltid linjär, utan ibland är detta beroende på struktur och en deltagandegrad vilken avgör i vilken utsträckning Referenstillgångens värdeutveckling återspeglas i värdet av Lånet. Deltagandegraden sätts av relevant Emittent och bestäms bland annat av löptid, volatilitet, marknadsränta och förväntade utdelningar från Referenstillgången. I vissa konstruktioner kan deltagandegraden variera beroende på om värdeutvecklingen på de aktuella Referenstillgångarna är positiv eller negativ. Variationer i deltagandegraden kan öka eller minska den exponering som Fordringshavare utsätts för såvitt gäller värdeutvecklingen hos de aktuella Referenstillgångarna. Det belopp som investeraren riskerar är större i de strukturerade Lån som tecknas/köps till överkurs, det vill säga då investeraren betalar mer än nominellt belopp, på grund av risken att dessa kan komma att lösas in endast till nominellt belopp eller lägre.

### ***Volatilitet***

Om, i enlighet med relevanta Slutliga Villkor, Lånet omfatta variabler såsom multiplikatorer, leverage, tak/golv, annan kombination av dessa variabler eller andra liknande funktioner kan marknadsvärdet av sådana Lån vara mer volatila än marknadsvärdet av ett Lån utan sådana funktioner.

### ***"Best of"/"Worst of" strukturer i korgar***

Där avkastningen på Lån är kopplad till värdeutvecklingen av en korg, och att "Best of"-strukturen är tillämplig kommer värdet av korgen baseras på värdet hos ett specificerat antal tillgångar i korgen vilka

under en angiven tidsperiod har visat bäst resultat i jämförelse med de andra tillgångarna i korgen. Omvänt, där "Worst of"-strukturen är tillämplig, kommer värdet av korgen baseras på värdet hos ett specificerat antal tillgångar i korgen vilka har visat sämst resultat i jämförelse med de andra tillgångarna i korgen under en angiven tidsperiod. Eftersom de tillgångar i korgen som visat bäst eller sämst utveckling inte är representativa för värdeutvecklingen i korgen som helhet kan en sådan struktur ge resultat som är mycket olika dem som tar hänsyn till utvecklingen av tillgångarna i korgen som helhet. Potentiella investerare bör överväga det sätt på vilket "Best of" och "Worst of"-strukturen påverkar värdet av en korg och överväga hur detta påverkar bestämningen av storleken på eventuella utbetalningar. Potentiella investerare i sådana Lån bör vara medvetna om att den avkastning de får (om någon) på investeringar i Lån som har en "Best of" och/eller "Worst of"-struktur kan skilja sig avsevärt från avkastningen på investeringen i Lån som inte har en sådan struktur.

### ***Tak och golv***

Den metod som används för att bestämma värdet och/eller värdeutvecklingen för Referenstillgången (eller enskilda Korg-komponenter) i en Serie av Lån kan kompletteras med ett maxvärde, eller tak, vilket innebär att den del av Referenstillgångens (eller de enskilda Korg-komponenternas) värde och/eller värdeutveckling som överstiger taket inte tas med i beräkningen. Belopp som förfallit till betalning under Lån och som är kopplade till sådana tak begränsas på motsvarande sätt.

### ***Risk för automatisk förtida inlösen***

När det gäller vissa typer av Lån kommer Lånen automatiskt att inlösas före utgången av deras löptid för det fall vissa villkor är uppfyllda. Lån av denna typ har en på förhand obestämd förfallodag. Vissa typer av Lån kan också automatiskt inlösas i förtid om en viss trigger bryts under en viss period eller på en eller flera bestämda datum. Om Referenstillgång eller korg utvecklas dåligt, kan Fordringshavare få liten eller ingen ränta under löptiden av Lånet och/eller få en låg eller till och med noll avkastning på förfallodagen, och i vissa fall kan leda till en förlust av hela eller delar av sin investering. Presumptiva investerare bör överväga återinvesteringsrisk i ljuset av andra investeringar tillgängliga vid den tidpunkten.

## DOCUMENTS INCORPORATED BY REFERENCE

The following documents which have previously been published and have been filed with the Central Bank shall be incorporated in, and form part of, this Base Prospectus:

- (a) The Terms and Conditions of the Notes contained in the Base Prospectus dated 20 December 2013, pages 154 to 251 (inclusive), and the supplement to the Base Prospectus dated 14 February 2014, pages 3 to 6 (inclusive), available at:

<http://www.nordea.com/Investor+Relations/Debt+rating/Prospectuses/Nordea+Bank+AB+publ+Nordea+Bank+Finland+Plc+Structure+Note+Programme/1625312.html>.

- (b) The Terms and Conditions of the Notes contained in the Base Prospectus dated 16 April 2013, pages 147 to 233 (inclusive), available at:

<http://www.nordea.com/Investor+Relations/Debt+rating/Prospectuses/Nordea+Bank+AB+publ+Nordea+Bank+Finland+Plc+Structure+Note+Programme/1625312.html>.

Copies of the document incorporated by reference in this Base Prospectus can be obtained from the registered office of the Issuers and from the specified office of the Paying Agent for the time being in London. Information included in the previous Base Prospectus but not incorporated by reference herein is either not relevant to investors or covered elsewhere in the current Base Prospectus.

The Issuers will, in the event of any significant new factor, material mistake or inaccuracy relating to information included in this Base Prospectus which is capable of affecting the assessment of any Instruments, prepare a supplement to this Base Prospectus or publish a new Base Prospectus for use in connection with any subsequent issue of Instruments. The Issuers have undertaken to the Dealers in the Dealership Agreement (as defined in "*Subscription and Sale*") that they will comply with the relevant Irish listing requirements.

Following the publication of this Base Prospectus a supplement may be prepared by the Issuers and approved by the Central Bank in accordance with Article 16 of the Prospectus Directive. Statements contained in any such supplement (or contained in any document incorporated by reference therein) shall, to the extent applicable (whether expressly, by implication or otherwise), be deemed to modify or supersede statements contained in this Prospectus or in a document which is incorporated by reference in this Base Prospectus. Any statement so modified or superseded shall not, except as so modified or superseded, constitute a part of this Base Prospectus.

## DOKUMENT INFÖRLIVADE GENOM HÄNVISNING

*Detta avsnitt är en inofficiell översättning avseende dokument införlivade genom referens.*

Följande dokument vilka tidigare har publicerats och ingivits till Central Bank of Ireland ska vara införlivat och utgöra en del av detta Grundprospekt:

- (a) Villkor för Lån inkluderade i Grundprospekt daterat 20 december 2013, sidorna 154 till och med 251 och tilläggen till Grundprospektet daterat 14 februari 2014, sidorna 3 till och med 6 och som finns tillgängliga på:

<http://www.nordea.com/Investor+Relations/Debt+rating/Prospectuses/Nordea+Bank+AB+publ+Nordea+Bank+Finland+Plc+Structure+Note+Programme/1625312.html>.

- (b) Villkor för Lån inkluderade i Grundprospektet daterat 16 april 2013, sidorna 147 till och med 233, som finns tillgängligt på:

<http://www.nordea.com/Investor+Relations/Debt+rating/Prospectuses/Nordea+Bank+AB+publ+Nordea+Bank+Finland+Plc+Structure+Note+Programme/1625312.html>.

Kopior av dokumenten införlivade genom hänvisning i detta Grundprospekt kan erhållas från Emittenternas registrerade huvudkontor och från Betalningsagentens angivna kontor, för närvarande i London. Information som är inkluderat i det tidigare Grundprospektet men inte införlivat häri genom hänvisning är antingen irrelevant eller täckt på annat ställe i det nu gällande Grundprospektet.

Emittenterna kommer, i händelse av en väsentlig ny omständighet, misstag eller oriktighet relaterad till information införd i detta Grundprospekt och som skulle kunna påverka bedömningen av ett instrument, ta fram ett tillägg till Grundprospektet eller publicera ett nytt Grundprospekt att användas i samband med efterföljande emissioner av Instrument. Emittenterna har i emissionsavtalet (*Dealer Agreement* såsom definierat i avsnittet ”*Subscription and Sale*”) åtagit sig i förhållande till Emissionsinstitutet att efterleva tillämpliga irländska noteringsbestämmelser.

Efter publicering av detta Grundprospekt kan Emittenterna upprätta tillägg för godkännande av Central Bank of Ireland i enlighet med artikel 16 i Prospektdirektivet. Uttalanden som införts i ett sådant tillägg (eller i ett dokument som införlivat genom hänvisning däri) ska, i den mån tillämpligt (antingen det är explicit, underförstått eller annars), anses modifiera eller ersätta uttalanden införda i detta Grundprospekt eller i dokument införlivade genom hänvisning i detta Grundprospekt. Ett sådant modifierat eller ersatt uttalande ska inte, förutom såsom modifierat eller ersatt, utgöra en del av detta Grundprospekt.

## FORM OF THE NOTES

Notes may be issued as Bearer Notes (as defined below), Registered Notes (as defined below), VP Notes, VPS Notes, Finnish Notes Swedish Notes or Swiss Franc Notes, as specified in the relevant Final Terms. Notes in bearer form will not be exchangeable for Notes in registered form and Notes in registered form will not be exchangeable for Notes in bearer form.

### Form of Bearer Notes

Each Tranche of Notes in bearer form ("**Bearer Notes**") (except Swiss Franc Notes) will initially be in the form of either a temporary global note in bearer form (the "**Temporary Global Note**"), without interest coupons, or a permanent global note in bearer form (the "**Permanent Global Note**"), without interest coupons, in each case as specified in the relevant Final Terms. Each Temporary Global Note or, as the case may be, Permanent Global Note (each a "**Global Note**") which is not intended to be issued in new global note ("**NGN**") form, as specified in the relevant Final Terms, will be deposited on or around the issue date of the relevant Tranche of the Notes with a depository or a common depository for Euroclear Bank SA/NV as operator of the Euroclear System ("**Euroclear**") and/or Clearstream Banking, *société anonyme* ("**Clearstream, Luxembourg**") and/or any other relevant clearing system and each Global Note which is intended to be issued in NGN form, as specified in the relevant Final Terms, will be deposited on or around the issue date of the relevant Tranche of the Notes with a common safekeeper for Euroclear and/or Clearstream, Luxembourg.

On 13 June 2006, the European Central Bank (the "**ECB**") announced that Notes in NGN form are in compliance with the "*Standards for the use of EU securities settlement systems in ESCB credit operations*" of the central banking system for the euro (the "**Eurosystem**"), **provided that** certain other criteria are fulfilled. At the same time the ECB also announced that arrangements for Notes in NGN form will be offered by Euroclear and Clearstream, Luxembourg as of 30 June 2006 and that debt securities in global bearer form issued through Euroclear and Clearstream, Luxembourg after 31 December 2006 will only be eligible as collateral for Eurosystem operations if the NGN form is used.

In the case of each Tranche of Bearer Notes, the relevant Final Terms will also specify whether United States Treasury Regulation §1.163-5(c)(2)(i)(C) (the "**TEFRA C Rules**") or United States Treasury Regulation §1.163-5(c)(2)(i)(D) (the "**TEFRA D Rules**") are applicable in relation to the Notes or, if the Notes do not have a maturity of more than 365 days, that neither the TEFRA C Rules nor the TEFRA D Rules are applicable.

### *Temporary Global Note exchangeable for Permanent Global Note*

If the relevant Final Terms specifies the form of Notes as being "Temporary Global Note exchangeable for a Permanent Global Note", then the Notes will initially be in the form of a Temporary Global Note which will be exchangeable, in whole or in part, for interests in a Permanent Global Note, without interest coupons, not earlier than 40 days after the issue date of the relevant Tranche of the Notes upon certification as to non-U.S. beneficial ownership. No payments will be made under the Temporary Global Note unless exchange for interests in the Permanent Global Note is improperly withheld or refused. In addition, interest payments in respect of the Notes cannot be collected without such certification of non-U.S. beneficial ownership.

Whenever any interest in the Temporary Global Note is to be exchanged for an interest in a Permanent Global Note, the relevant Issuer shall procure (in the case of first exchange) the delivery of a Permanent Global Note to the bearer of the Temporary Global Note or (in the case of any subsequent exchange) an increase in the principal amount of the Permanent Global Note in accordance with its terms against:

- (i) presentation and (in the case of final exchange) presentation and surrender of the Temporary Global Note to or to the order of the Fiscal Agent; and
- (ii) receipt by the Fiscal Agent of a certificate or certificates of non-U.S. beneficial ownership.

The principal amount of Notes represented by the Permanent Global Note shall be equal to the aggregate of the principal amounts specified in the certificates of non-U.S. beneficial ownership **provided, however, that** in no circumstances shall the principal amount of Notes represented by the Permanent Global Note exceed the initial principal amount of Notes represented by the Temporary Global Note.

If:

- (a) the Permanent Global Note has not been delivered or the principal amount thereof increased by 5.00 p.m. (London time) on the seventh day after the bearer of the Temporary Global Note has requested exchange of an interest in the Temporary Global Note for an interest in a Permanent Global Note; or
- (b) the Temporary Global Note (or any part thereof) has become due and payable in accordance with the Terms and Conditions of the Notes or the date for final redemption of the Temporary Global Note has occurred and, in either case, payment in full of the amount of principal falling due with all accrued interest thereon has not been made to the bearer of the Temporary Global Note in accordance with the terms of the Temporary Global Note on the due date for payment,

then the Temporary Global Note (including the obligation to deliver a Permanent Global Note) will become void at 5.00 p.m. (London time) on such seventh day (in the case of (a) above) or at 5.00 p.m. (London time) on such due date (in the case of (b) above) and the bearer of the Temporary Global Note will have no further rights thereunder (but without prejudice to the rights which the bearer of the Temporary Global Note or others may have under the Deed of Covenant).

The Permanent Global Note will become exchangeable, in whole but not in part only and at the request of the bearer of the Permanent Global Note, for Bearer Notes in definitive form ("**Definitive Notes**") if Euroclear or Clearstream, Luxembourg or any other relevant clearing system is closed for business for a continuous period of 14 days (other than by reason of public holidays) or announces an intention permanently to cease business or does in fact do so.

Whenever the Permanent Global Note is to be exchanged for Definitive Notes, the relevant Issuer shall procure the prompt delivery (free of charge to the bearer) of such Definitive Notes, duly authenticated and with Coupons and Talons attached (if so specified in the Final Terms), in an aggregate principal amount equal to the principal amount of Notes represented by the Permanent Global Note to the bearer of the Permanent Global Note against the surrender of the Permanent Global Note to or to the order of the Fiscal Agent within 30 days of the bearer requesting such exchange.

If:

- (a) Definitive Notes have not been duly delivered by 6.00 p.m. (London time) on the thirtieth day after the bearer has requested exchange of the Permanent Global Note for Definitive Notes; or
- (b) the Permanent Global Note was originally issued in exchange for part only of a Temporary Global Note representing the Notes and such Temporary Global Note becomes void in accordance with its terms; or
- (c) the Permanent Global Note (or any part thereof) has become due and payable in accordance with the Terms and Conditions of the Notes or the date for final redemption of the Permanent Global Note has occurred and, in either case, payment in full of the amount of principal falling due with all accrued interest thereon has not been made to the bearer in accordance with the terms of the Permanent Global Note on the due date for payment,

then the Permanent Global Note (including the obligation to deliver Definitive Notes) will become void at 6.00 p.m. (London time) on such thirtieth day (in the case of (a) above) or at 6.00 p.m. (London time) on the date on which such Temporary Global Note becomes void (in the case of (b) above) or at 6.00 p.m. (London time) on such due date ((c) above) and the bearer of the Permanent Global Note will have no further rights thereunder (but without prejudice to the rights which the bearer of the Permanent Global Note or others may have under the Deed of Covenant).

***Permanent Global Note exchangeable for Definitive Notes***

If the relevant Final Terms specifies the form of Notes as being "Permanent Global Note exchangeable for Definitive Notes", then the Notes will initially be in the form of a Permanent Global Note which will be exchangeable in whole, but not in part, for Definitive Notes if Euroclear or Clearstream, Luxembourg or any other relevant clearing system is closed for business for a continuous period of 14 days (other than by reason of public holidays) or announces an intention permanently to cease business or does in fact do so.



Whenever the Permanent Global Note is to be exchanged for Definitive Notes, the relevant Issuer shall procure the prompt delivery (free of charge to the bearer) of such Definitive Notes, duly authenticated and with Coupons and Talons attached (if so specified in the Final Terms), in an aggregate principal amount equal to the principal amount of Notes represented by the Permanent Global Note to the bearer of the Permanent Global Note against the surrender of the Permanent Global Note to or to the order of the Fiscal Agent within 30 days of the bearer requesting such exchange.

If:

- (a) Definitive Notes have not been duly delivered by 6.00 p.m. (London time) on the thirtieth day after the bearer has requested exchange of the Permanent Global Note for Definitive Notes; or
- (b) the Permanent Global Note (or any part thereof) has become due and payable in accordance with the Terms and Conditions of the Notes or the date for final redemption of the Permanent Global Note has occurred and, in either case, payment in full of the amount of principal falling due with all accrued interest thereon has not been made to the bearer in accordance with the terms of the Permanent Global Note on the due date for payment,

then the Permanent Global Note (including the obligation to deliver Definitive Notes) will become void at 6.00 p.m. (London time) on such thirtieth day (in the case of (a) above) or at 6.00 p.m. (London time) on such due date ((b) above) and the bearer of the Permanent Global Note will have no further rights thereunder (but without prejudice to the rights which the bearer of the Permanent Global Note or others may have under the Deed of Covenant).

#### ***Rights under Deed of Covenant***

Under the Deed of Covenant, persons shown in the records of Euroclear and/or Clearstream, Luxembourg and/or any other relevant clearing system as being entitled to an interest in a Temporary Global Note or a Permanent Global Note which becomes void will acquire directly against the relevant Issuer all those rights to which they would have been entitled if, immediately before the Temporary Global Note or Permanent Global Note became void, they had been the holders of Definitive Notes in an aggregate principal amount equal to the principal amount of Notes they were shown as holding in the records of Euroclear and/or Clearstream, Luxembourg and/or any other relevant clearing system.

#### ***Terms and Conditions applicable to the Notes***

The terms and conditions applicable to any Definitive Note will be endorsed on that Note and will consist of the terms and conditions set out under "*Terms and Conditions of the Notes*" below and the provisions of the relevant Final Terms which complete those terms and conditions.

The terms and conditions applicable to any Note in global form will differ from those terms and conditions which would apply to the Note were it in definitive form to the extent described under "*Summary of Provisions Relating to the Notes while in Global Form*" below.

In relation to any issue of Notes which are a "Global Note exchangeable to Definitive Notes" in circumstances other than "in the limited circumstances specified in the Global Note, such notes may only be issued in principal amounts of at least the Specified Denomination (or if more than one Specified Denomination, the lowest Specified Denomination).

#### ***Legend concerning United States persons***

In the case of any Tranche of Bearer Notes having a maturity of more than 365 days, the Notes in global form, the Notes in definitive form and any Coupons and Talons appertaining thereto will bear a legend to the following effect:

"Any United States person who holds this obligation will be subject to limitations under the United States income tax laws, including the limitations provided in Sections 165(j) and 1287(a) of the Internal Revenue Code."

## Form of Registered Notes

Notes of each Tranche of each Series to be issued in registered form ("**Registered Notes**") will be in the form of either individual Note Certificates in registered form ("**Individual Note Certificates**") or a global Note in registered form (a "**Global Registered Note**"), in each case as specified in the relevant Final Terms.

In a press release dated 22 October 2008, "*Evolution of the custody arrangement for international debt securities and their eligibility in Eurosystem credit operations*", the ECB announced that it has assessed the new holding structure and custody arrangements for registered notes which the ICSDs had designed in cooperation with market participants and that Notes to be held under the new structure (the "**New Safekeeping Structure**" or "**NSS**") would be in compliance with the "*Standards for the use of EU securities settlement systems in ESCB credit operations*" of the central banking system for the euro (the "**Eurosystem**"), subject to the conclusion of the necessary legal and contractual arrangements. The press release also stated that the new arrangements for Notes to be held in NSS form will be offered by Euroclear and Clearstream, Luxembourg as of 30 June 2010 and that registered debt securities in global registered form held issued through Euroclear and Clearstream, Luxembourg after 30 September 2010 will only be eligible as collateral in Eurosystem operations if the New Safekeeping Structure is used.

Each Global Registered Note will either be: (a) in the case of a Note which is not to be held under the New Safekeeping Structure, registered in the name of a common depository (or its nominee) for Euroclear and/or Clearstream, Luxembourg and/or any other relevant clearing system and the relevant Global Registered Note will be deposited on or about the issue date with the common depository and will be exchangeable in accordance with its terms; or (b) in the case of a Note to be held under the New Safekeeping Structure, be registered in the name of a common safekeeper (or its nominee) for Euroclear and/or Clearstream, Luxembourg and/or any other relevant clearing system and the relevant Global Registered Note will be deposited on or about the issue date with the common safekeeper for Euroclear and/or Clearstream, Luxembourg and will be exchangeable for Individual Note Certificates in accordance with its terms.

If the relevant Final Terms specifies the form of Notes as being "Individual Note Certificates", then the Notes will at all times be in the form of Individual Note Certificates issued to each Noteholder in respect of their respective holdings.

If the relevant Final Terms specifies the form of Notes as being "Global Registered Note exchangeable for Individual Note Certificates", then the Notes will initially be in the form of a Global Registered Note which will be exchangeable in whole, but not in part, for Individual Note Certificates if Euroclear or Clearstream, Luxembourg or any other relevant clearing system is closed for business for a continuous period of 14 days (other than by reason of public holidays) or announces an intention permanently to cease business or does in fact do so.

Whenever the Global Registered Note is to be exchanged for Individual Note Certificates, the relevant Issuer shall procure that Individual Note Certificates will be issued in an aggregate principal amount equal to the principal amount of the Global Registered Note within five business days of the delivery, by or on behalf of the registered holder of the Global Registered Note to the Registrar of such information as is required to complete and deliver such Individual Note Certificates (including, without limitation, the names and addresses of the persons in whose names the Individual Note Certificates are to be registered and the principal amount of each such person's holding) against the surrender of the Global Registered Note at the specified office of the Registrar.

Such exchange will be effected in accordance with the provisions of the Fiscal Agency Agreement and the regulations concerning the transfer and registration of Notes scheduled thereto and, in particular, shall be effected without charge to any holder, but against such indemnity as the Registrar may require in respect of any tax or other duty of whatsoever nature which may be levied or imposed in connection with such exchange.

If:

- (a) Individual Note Certificates have not been delivered by 6.00 p.m. (London time) on the thirtieth day after they are due to be issued and delivered in accordance with the terms of the Global Registered Note; or

- (b) any of the Notes represented by a Global Registered Note (or any part of it) has become due and payable in accordance with the Terms and Conditions of the Notes or the date for final redemption of the Notes has occurred and, in either case, payment in full of the amount of principal falling due with all accrued interest thereon has not been made to the holder of the Global Registered Note in accordance with the terms of the Global Registered Note on the due date for payment,

then, at 6.00 p.m. (London time) on such thirtieth day (in the case of (a) above) or at 6.00 p.m. (London time) on such due date (in the case of (b) above) the Global Registered Note will become void and the holder of the Global Registered Note will have no further rights thereunder (but without prejudice to the rights which the holder of the Global Registered Note or others may have under the Deed of Covenant. Under the Deed of Covenant, persons shown in the records of Euroclear and/or Clearstream, Luxembourg and/or any other relevant clearing system as being entitled to an interest in a Global Registered Note will acquire directly against the relevant Issuer all those rights to which they would have been entitled if, immediately before the Global Registered Note became void, they had been the holders of Individual Note Certificates in an aggregate principal amount equal to the principal amount of Notes they were shown as holding in the records of Euroclear and/or Clearstream, Luxembourg and/or any other relevant clearing system.

#### ***Terms and Conditions applicable to the Notes***

The terms and conditions applicable to any Individual Note Certificate will be endorsed on that Individual Note Certificate and will consist of the terms and conditions set out under "Terms and Conditions of the Notes" below, the terms and conditions set out under "*Specific Terms and Conditions*" below (as applicable) and the provisions of the relevant Final Terms which complete those terms and conditions.

The terms and conditions applicable to any Global Registered Note will differ from those terms and conditions which would apply to the Note were it in definitive form to the extent described under "*Summary of Provisions Relating to the Notes while in Global Form*" below.

#### **Form of VP Notes**

Each Tranche of VP Notes will be issued in uncertificated and dematerialised book entry form in accordance with the Danish Securities Trading etc. Act (*Lov om værdipapirhandel m.v.*), as amended from time to time (*Værdipapirhandelsloven*) (the "**Danish Securities Act**") and the Danish Executive Order on Book Entry, etc. of dematerialised Securities in a Central Securities Depository (*Bekendtgørelse om registrering m.v. af fondsaktiver i en værdipapircentral*) as amended from time to time. No global or definitive Notes will be issued in respect thereof. The holder of a VP Note will be the person evidenced as such by the register for such Note maintained by VP Securities A/S. Where a nominee in accordance with the Danish Securities Act is so evidenced it shall be treated as the holder of the relevant VP Note.

Pursuant to the issuance of VP Notes, the relevant Issuer will certify that Nordea Bank Danmark A/S is, on the date of issue of a Tranche of VP Notes, entered in the VP as the account holding institute (*kontoførende institut*) for the duly registered owners of the Notes of such Tranche. Title thereto will pass on due registration in the Danish Note Register to be maintained by the VP Issuing Agent. Title to the VP Notes will pass by transfer between accountholders of the VP, perfected in accordance with the legislation (including the Danish Securities Act), rules and regulations applicable to and/or issued by the VP that are in force and effect from time to time. If the Notes of such Tranche cease to be registered in the VP, Nordea Bank Danmark A/S as account holding institute for the duly registered owners shall supply the VP Issuing Agent with all necessary information with regard to such duly registered owners and the VP Issuing Agent shall enter such information into the Danish Note Register. The relationship between Nordea Bank Danmark A/S as the account holding institute and the VP will be governed by the provisions of Danish Executive Order on Book Entry, etc. of dematerialised Securities in a Central Securities Depository (*Bekendtgørelse om registrering m.v. af fondsaktiver i en værdipapircentral*) as amended from time to time. A VP Note may only be controlled by an account holding institute acting in such capacity on behalf of holders for the time being registered with such account holding institute.

Issues of VP Notes will be issued with the benefit of the Fiscal Agency Agreement. On the issue of VP Notes, the relevant Issuer will send a copy of the applicable Final Terms to the Paying Agent, with a copy sent to the VP Issuing Agent. On delivery of the applicable Final Terms by the VP Issuing Agent to the VP and notification to the VP of the subscribers and their VP account details by the relevant Dealer, the

VP Issuing Agent acting on behalf of the relevant Issuer will credit each subscribing account holder with the VP with a nominal amount of VP Notes equal to the nominal amount thereof for which it has subscribed and paid.

Settlement of sale and purchase transactions in respect of the VP Notes in the VP will take place in accordance with market practice at the time of the transaction. Transfers of interests in the relevant VP Notes will take place in accordance with the rules and procedures for the time being of the VP.

The person evidenced (including any nominee) as a holder of the VP Notes shall be treated as the holder of such VP Notes for the purposes of payment of principal or interest on such VP Notes. The expressions "**Noteholders**" and "**holder of Notes**" and related expressions shall, in each case, be construed accordingly.

Each Tranche of VPS Notes will be issued in uncertificated and dematerialised book entry form settled through the VPS. Legal title to the VPS Notes will be evidenced by book entries in the records of the VPS. Issues of VPS Notes will be issued with the benefit of the Fiscal Agency Agreement. On the issue of VPS Notes, the relevant Issuer will send a copy of the applicable Final Terms to the Paying Agent, with copies sent to the VPS Paying Agent and the Fiscal Agent. The VPS Paying Agent issue the total amount to the relevant Dealer and their VPS broker account. The nominal amount of VPS notes are distributed to each investor's VPS account by the relevant Dealer on Settlement date using the relevant trading system, for which it has subscribed and paid.

Settlement of sale and purchase transactions in respect of the VPS Notes in the VPS will take place in accordance with market practice at the time of the transaction. Transfers of interests in the relevant VPS Notes will take place in accordance with the rules and procedures for the time being of the VPS.

Title to the VPS Notes will pass by registration in the registers between the direct or indirect accountholders at the VPS in accordance with the rules and procedures of the VPS. The holder of a VPS Note will be the person evidenced as such by a book entry in the records of the VPS. The person evidenced (including any nominee) as a holder of the VPS Notes shall be treated as the holder of such VPS Notes for the purposes of payment of principal or interest on such VPS Notes. The expressions "**Noteholders**" and "**holder of Notes**" and related expressions shall, in each case, be construed accordingly.

### **Form of Finnish Notes**

Each Tranche of Finnish Notes will be issued in uncertificated and dematerialised book-entry form in accordance with the Finnish Act on the Book-Entry Securities System and Clearing Activity (Fin. *laki arvo-osuusjärjestelmästä ja selvitystoiminnasta* (749/2012)), as amended and with the Finnish Act on Book-Entry Accounts (Fin. *laki arvo-osuustileistä* (827/1991)), as amended. No global or definitive Notes will be issued in respect thereof. The holder of a Finnish Note will be the person evidenced as such by the register for such Note maintained by Euroclear Finland on behalf of the relevant Issuer. Where a nominee in accordance with such legislation is so evidenced it shall be treated by the relevant Issuer as the holder of the relevant Finnish Note.

Title to Finnish Notes will pass by transfer between accountholders of Euroclear Finland, perfected in accordance with the legislation, rules and regulations applicable to and/or issued by Euroclear Finland that are in force and effect from time to time. Issues of Finnish Notes will be issued with the benefit of the Fiscal Agency Agreement. On the issue of Finnish Notes, the relevant Issuer will send a copy of the applicable Final Terms to the Paying Agent, with copies sent to the Fiscal Agent and Finnish Issuing Agent.

Settlement of sale and purchase transactions in respect of the Finnish Notes in Euroclear Finland will take place in accordance with market practice at the time of the transaction. Transfers of interests in the relevant Finnish Notes will take place in accordance with the rules and procedures for the time being of Euroclear Finland.

The person evidenced (including any nominee) as a holder of the Finnish Notes shall be treated as the holder of such Finnish Notes for the purposes of payment of principal or interest on such Finnish Notes. The expressions "**Noteholders**" and "**holder of Notes**" and related expressions shall, in each case, be construed accordingly.

## Form of Swedish Notes

Each Tranche of Swedish Notes will be issued in uncertificated and dematerialised book entry form in accordance with the Swedish Financial Instruments Accounts Act (*Sw. lag (1998:1479) om kontoföring av finansiella instrument*) as amended (the "**SFIA Act**"). No global or definitive Notes will be issued in respect thereof. The holder of a Swedish Note will be the person evidenced as such by the register for such Note maintained by Euroclear Sweden on behalf of the relevant Issuer. Where a nominee (*Sw. förvaltare*) in accordance with the SFIA Act is so evidenced it shall be treated by the relevant Issuer as the holder of the relevant Swedish Note.

Title to the Swedish Notes will pass by way of registration in the Euroclear Sweden Register, perfected in accordance with the legislation (including the SFIA Act), rules and regulations applicable to and/or issued by Euroclear Sweden that are in force and effect from time to time. Issuances of Swedish Notes under the Programme will be issued with the benefit of the Fiscal Agency Agreement. On the issue of Swedish Notes, the relevant Issuer will send a copy of the applicable Final Terms to the Paying Agent, with copies sent to the Swedish Issuing Agent and the Fiscal Agent.

Settlement of sale and purchase transactions in respect of the Swedish Notes in Euroclear Sweden will take place in accordance with market practice at the time of the transaction. Transfers of interests in the relevant Swedish Notes will take place in accordance with the rules and procedures for the time being of Euroclear Sweden.

The person evidenced (including any nominee) as a holder of the Swedish Notes shall be treated as the holder of such Swedish Notes for the purposes of payment of principal or interest on such Swedish Notes. The expressions "**Noteholders**" and "**holder of Notes**" and related expressions shall, in each case, be construed accordingly.

## Form of Swiss Franc Notes

Each Tranche of Swiss Franc Notes will be denominated in Swiss francs, issued in bearer form and will be represented exclusively by a Permanent Global Note which shall be deposited by the Swiss Paying Agent with SIS, or such other depositary as may be approved by the SIX Regulatory Board of the SIX Swiss Exchange (SIS or any such intermediary an "**Intermediary**"). Once the Permanent Global Note is deposited with the Intermediary and entered into the accounts of one or more participants of the Intermediary, the Notes will constitute intermediated securities (*Bucheffekten*) ("**Intermediated Securities**") in accordance with the provisions of the Swiss Federal Intermediated Securities Act (*Bucheffektengesetz*).

Each Holder (as defined below) shall have a quotal co-ownership interest (*Miteigentumsanteil*) in the Permanent Global Note to the extent of his claim against the relevant Issuer, **provided that** for so long as the Permanent Global Note remains deposited with the Intermediary the co-ownership interest shall be suspended and the Notes may only be transferred or otherwise disposed of in accordance with the provisions of the Swiss Federal Intermediated Securities Act (*Bucheffektengesetz*), i.e., by the entry of the transferred Notes in a securities account of the transferee.

The records of the Intermediary will determine the number of Swiss Franc Notes held through each participant in that Intermediary. In respect of the Notes held in the form of Intermediated Securities, the holders of the Notes (the "**Holders**") will be the persons holding the Notes in a securities account (*Effektenkonto*) which is in their own name, or in the case of intermediaries (*Verwahrungsstellen*), the intermediaries (*Verwahrungsstellen*) holding the Notes for their own account in a securities account (*Effektenkonto*) which is in their name.

Neither the relevant Issuer nor the Holders shall at any time have the right to effect or demand the conversion of the Permanent Global Note (*Globalurkunde*) into, or the delivery of, uncertificated securities (*Wertrechte*) or Definitive Notes (*Wertpapiere*).

No physical delivery of the Notes shall be made unless and until Definitive Notes (*Wertpapiere*) are printed. Definitive Notes may only be printed, in whole, but not in part, if the Swiss Paying Agent determines, in its sole discretion, that the printing of the Definitive Notes (*Wertpapiere*) is necessary or useful or if, under Swiss or any other applicable laws and regulations the enforcement of obligations under the Swiss Franc Notes can only be ensured by means of presentation of Definitive Notes

(*Wertpapiere*). Should the Swiss Paying Agent so determine, it shall provide for the printing of definitive Notes (*Wertpapiere*) without cost to the Holders. Upon delivery of the Definitive Notes (*Wertpapiere*), the Permanent Global Note will be cancelled and the Definitive Notes (*Wertpapiere*) shall be delivered to the Holders against cancellation of the relevant Swiss Franc Notes in the Holders' securities accounts.

## SUMMARY OF PROVISIONS RELATING TO THE NOTES WHILE IN GLOBAL FORM

### Clearing System Accountholders

In relation to any Tranche of Notes represented by a Global Note in bearer form (except in relation to Swiss Franc Notes), references in the Terms and Conditions of the Notes to "Noteholder" are references to the bearer of the relevant Global Note which, for so long as the Global Note is held by a depositary or a common depositary, in the case of a CGN, or a common safekeeper, in the case of an NGN for Euroclear and/or Clearstream, Luxembourg and/or any other relevant clearing system, will be that depositary or common depositary or, as the case may be, common safekeeper.

In relation to any Tranche of Notes represented by a Global Registered Note, references in the Terms and Conditions of the Notes to "Noteholder" are references to the person in whose name such Global Registered Note is for the time being registered in the Register which, for so long as the Global Registered Note is held by or on behalf of a depositary or a common depositary or a common safekeeper for Euroclear and/or Clearstream, Luxembourg and/or any other relevant clearing system, will be that depositary or common depositary or common safekeeper or a nominee for that depositary or common depositary or common safekeeper.

Each of the persons shown in the records of Euroclear and/or Clearstream, Luxembourg and/or any other relevant clearing system as being entitled to an interest in a Global Note (except in relation to Swiss Franc Notes) or a Global Registered Note (each an "**Accountholder**") must look solely to Euroclear and/or Clearstream, Luxembourg and/or such other relevant clearing system (as the case may be) for such Accountholder's share of each payment made by the relevant Issuer to the holder of such Global Note or Global Registered Note and in relation to all other rights arising under such Global Note or Global Registered Note. The extent to which, and the manner in which, Accountholders may exercise any rights arising under the Global Note or Global Registered Note will be determined by the respective rules and procedures of Euroclear and Clearstream, Luxembourg and any other relevant clearing system from time to time. For so long as the relevant Notes are represented by a Global Note or Global Registered Note, Accountholders shall have no claim directly against the relevant Issuer in respect of payments due under the Notes and such obligations of the relevant Issuer will be discharged by payment to the holder of such Global Note or Global Registered Note.

### Conditions applicable to Global Notes

Each Global Note (except in relation to Swiss Franc Notes) and Global Registered Note will contain provisions which modify the Terms and Conditions of the Notes as they apply to the Global Note or Global Registered Note. The following is a summary of certain of those provisions:

*Payments:* All payments in respect of the Global Note or Global Registered Note which, according to the Terms and Conditions of the Notes, require presentation and/or surrender of a Note, Note Certificate or Coupon will be made against presentation and (in the case of payment of principal in full with all interest accrued thereon) surrender of the Global Note or Global Registered Note to or to the order of any Paying Agent and will be effective to satisfy and discharge the corresponding liabilities of the relevant Issuer in respect of the Notes. On each occasion on which a payment of principal or interest is made in respect of the Global Note, the relevant Issuer shall procure that in respect of a CGN the payment is noted in a schedule thereto and in respect of an NGN the payment is entered *pro rata* in the records of Euroclear and Clearstream, Luxembourg.

*Payment Business Day:* In the case of a Global Note, or a Global Registered Note, the Business Day for the purposes of payments shall be, if the currency of payment is euro, any day which is a TARGET Settlement Day and a day on which dealings in foreign currencies may be carried on in each (if any) Additional Financial Centre; or, if the currency of payment is not euro, any day which is a day on which dealings in foreign currencies may be carried on in the Principal Financial Centre of the currency of payment and in each (if any) Additional Financial Centre.

*Payment Record Date:* Each payment in respect of a Global Registered Note will be made to the person shown as the Holder in the Register at the close of business (in the relevant clearing system) on the Clearing System Business Day before the due date for such payment (the "**Record Date**") where "**Clearing System Business Day**" means a day on which each clearing system for which the Global Registered Note is being held is open for business.

*Exercise of put option:* In order to exercise the option contained in Condition 6(n) (*Optional Early Redemption (Put)*) the bearer of the Permanent Global Note or the holder of a Global Registered Note must, within the period specified in the Conditions for the deposit of the relevant Note and put notice, give written notice of such exercise to the Fiscal Agent specifying the principal amount of Notes in respect of which such option is being exercised. Any such notice will be irrevocable and may not be withdrawn.

*Partial exercise of call option:* In connection with an exercise of the option contained in Condition 6(m) (*Optional Early Redemption (Call)*) in relation to some only of the Notes, the Permanent Global Note or Global Registered Note may be redeemed in part in the principal amount specified by the relevant Issuer in accordance with the Conditions and the Notes to be redeemed will not be selected as provided in the Conditions but in accordance with the rules and procedures of Euroclear and Clearstream, Luxembourg (to be reflected in the records of Euroclear and Clearstream, Luxembourg as either a pool factor or a reduction in principal amount, at their discretion).

*Notices:* Notwithstanding Condition 16 (*Notices*), while all the Notes are represented by a Permanent Global Note (or by a Permanent Global Note and/or a Temporary Global Note) or a Global Registered Note and the Permanent Global Note is (or the Permanent Global Note and/or the Temporary Global Note are), or the Global Registered Note is, deposited with a depositary or a common depositary for Euroclear and/or Clearstream, Luxembourg and/or any other relevant clearing system or a common safekeeper, notices to Noteholders may be given by delivery of the relevant notice to Euroclear and/or Clearstream, Luxembourg and/or any other relevant clearing system and, in any case, such notices shall be deemed to have been given to the Noteholders in accordance with Condition 16 (*Notices*) on the date of delivery to Euroclear and/or Clearstream, Luxembourg and/or any other relevant clearing system.



## CLEARING AND SETTLEMENT

*The information set out below is subject to changes in or reinterpretation of the rules, regulations and procedures of Euroclear, Clearstream, Luxembourg, VP, VPS, Euroclear Sweden, Euroclear Finland or SIS (the "Clearing Systems") from time to time. Investors wishing to use the facilities of any Clearing System must check the rules, regulations and procedures of the relevant Clearing System which are in effect at the relevant time.*

### General

The Notes will be cleared through Euroclear and/or Clearstream, Luxembourg or, in the case of VP Notes, the VP or, in the case of VPS Notes, the VPS or, in the case of Swedish Notes, Euroclear Sweden, Euroclear Finland or, in the case of Swiss Franc Notes, the SIS.

### Euroclear

The Euroclear System was created in 1968 to hold securities for participants in Euroclear ("**Euroclear Participants**") and to effect transactions between Euroclear Participants through simultaneous book entry delivery against payment, thereby eliminating the need for physical movement of certificates and any risk from lack of simultaneous transfer of securities and cash. Euroclear Participants include banks (including central banks), securities brokers and dealers and other professional financial intermediaries. Indirect access to Euroclear is also available to other firms that clear through or maintain a custodial relationship with a Euroclear Participant, either directly or indirectly.

The Euroclear group reshaped its corporate structure in 2000 and 2001, transforming the Belgian company Euroclear Clearance System (Société Coopérative) into Euroclear Bank SA/NV, which now operates the Euroclear System. In 2005, a new Belgian holding company, Euroclear SA/NV, was created as the owner of all the shared technology and services supplied to each of the Euroclear CSDs and the ICSD. Euroclear SA/NV is owned by Euroclear plc, a company organised under the laws of England and Wales, which is owned by market participants using Euroclear services as members.

As an ICSD, Euroclear provides settlement and related securities services for cross-border transactions involving domestic and international bonds, equities, derivatives and investment funds, and offers clients a single access point to post-trade services in over 40 markets.

Distributions with respect to interests in Temporary Global Notes, Permanent Global Notes or Definitive Bearer Notes held through Euroclear will be credited to the Euroclear cash accounts of Euroclear Participants to the extent received by Euroclear's depository, in accordance with the Euroclear Terms and Conditions. Euroclear will take any other action permitted to be taken by a holder of any such Temporary Global Notes, Permanent Global Notes or Definitive Bearer Notes on behalf of a Euroclear Participant only in accordance with the Euroclear Terms and Conditions.

The address of Euroclear is Euroclear Bank SA/NV, 1 Boulevard du Roi Albert II, B-1210 Brussels.

### Clearstream, Luxembourg

Clearstream Banking, société anonyme ("**Clearstream, Luxembourg**"), located at 42 Avenue JF Kennedy, L-1855 Luxembourg was incorporated in 1970 as a limited company under Luxembourg law. It is registered as a bank in Luxembourg, and as such is subject to regulation by the CSSF, which supervises Luxembourg banks.

Clearstream, Luxembourg holds securities for its customers and facilitates the clearance and settlement of securities transactions by book entry transfers between their accounts. Clearstream, Luxembourg provides various services, including safekeeping, administration, clearance and settlement of internationally traded securities and securities lending and borrowing. Clearstream, Luxembourg also deals with domestic securities markets in several countries through established depository and custodial relationships. Over 300,000 domestic and internationally traded bonds, equities and investment funds are currently deposited with Clearstream. Currently, Clearstream, Luxembourg has approximately 2,500 customers in over 110 countries. Indirect access to Clearstream, Luxembourg is available to other institutions which clear through or maintain a custodial relationship with an account holder of Clearstream, Luxembourg.

The address of Clearstream, Luxembourg is Clearstream Banking, 42 Avenue JF Kennedy, L-1855 Luxembourg.

## **VP**

VP is a Danish limited liability company and is subject to the Danish Securities Trading etc. Act (*Lov om værdipapirhandel m.v.*), as amended from time to time and the Danish Executive Order on Book Entry, etc. of dematerialised Securities in a Central Securities Depository (*Bekendtgørelse om registrering m.v. af fondsaktiver i en værdipapircentral*) as amended from time to time. VP is the central organisation for registering securities in Denmark and is a CSD and Clearing Centre.

Settlement of sale and purchase transactions in respect of Notes in the VP will take place on a registration-against-payment basis three Copenhagen business days after the date of the relevant transaction. Transfers of interests in a VP Note will take place in accordance with the VP Rules. Secondary market clearance and settlement through Euroclear is possible through depository links established between the VP and Euroclear. Transfers of Notes held in the VP through Clearstream, Luxembourg are only possible by using an account holding institute linked to the VP.

The address of VP is VP Securities A/S, Weidekampsgade 14, P.O. Box 4040, DK-2300 Copenhagen S, Denmark.

## **VPS**

VPS is a Norwegian public limited company authorised to register rights to financial instruments subject to the legal effects laid down in the Securities Register Act. VPS clears and settles trades in the Norwegian securities market, and provides services relating to stock issues, distribution of dividends and other corporate actions for companies registered in VPS.

Settlement of sale and purchase transactions in respect of Notes in the VPS will take place three Oslo business days after the date of the relevant transaction. Notes in the VPS may be transferred between accountholders at the VPS in accordance with the procedures and regulations, for the time being, of the VPS. A transfer of Notes which are held in the VPS through Euroclear or Clearstream, Luxembourg is only possible by using an account operator or custodian linked to the VPS System.

The address of VPS is Norwegian Central Securities Depository, Verdipapirsentralen ASA, P.O. 4, 0051 Oslo, Norway.

## **Euroclear Sweden**

Euroclear Sweden is a Swedish public company which operates under the supervision of the Swedish Financial Supervisory Authority and is authorised as a central securities depository and clearinghouse.

Settlement of sale and purchase transactions in respect of Notes in Euroclear Sweden will take place three Stockholm business days after the date of the relevant transaction. Notes in Euroclear Sweden may be transferred between accountholders at Euroclear Sweden in accordance with the procedures and regulations, for the time being, of Euroclear Sweden. A transfer of Notes which are held in Euroclear Sweden through Euroclear or Clearstream, Luxembourg is only possible by using an account operator linked to Euroclear Sweden.

The address of Euroclear Sweden AB is Swedish Central Securities Depository, Euroclear Sweden, Box 7822, SE 103 97 Stockholm, Sweden.

## **Euroclear Finland**

Euroclear Finland is a Finnish limited company which operates under the supervision of the Finnish Financial Supervisory Authority and is authorised as a central securities depository and clearinghouse.

Settlement of sale and purchase transactions in respect of Notes in Euroclear Finland will take place three Helsinki business days after the date of the relevant transaction. Notes in Euroclear Finland may be transferred between accountholders at Euroclear Finland in accordance with the procedures and regulations, for the time being, of Euroclear Finland. A transfer of Notes which are held in Euroclear

Finland through Euroclear or Clearstream, Luxembourg is only possible by using an account operator linked to Euroclear Finland.

The address of Euroclear Finland Ltd is Euroclear Finland Ltd, PB 1110, 00101 Helsinki, Finland.

## **SIS**

SIS is a wholly owned subsidiary of SIX Group Ltd. has a bank licences and is supervised by the Swiss Financial Market Supervisory Authority FINMA.

SIS acts as the central securities depository and settlement institution for the following Swiss securities: equities, government and private sector bonds, money market instruments, exchange traded funds, conventional investment funds, structured products, warrants and other derivatives. Apart from providing custody and settlement for Swiss securities, SIS acts as global custodian and offers its participants access to custody and settlement in foreign financial markets. SIS offers direct links to other international central securities depositories and central securities depositories including Euroclear and Clearstream, Luxembourg.

The address of SIS is SIX SIS AG, Baslerstrasse 100, CH-4600 Olten, Switzerland.

## NOTES – TERMS AND CONDITIONS AND STRUCTURE

The Issuers have established the Programme for the purpose of issuing Notes on the international capital markets with maturities ranging from 30 days up to perpetual maturity. The aggregate nominal amount of Notes outstanding from time to time will not exceed €10,000,000,000.

### 1. What is a Note?

#### *Freely transferable debt instrument*

Notes are freely transferable debt securities, often referred to as bonds. A Note manifests a debt owed by the relevant Issuer to the investor and the investor is normally entitled to a cash payment from the relevant Issuer upon maturity (and sometimes also interest payments during the term). Therefore, Notes differ from convertible debt instruments as investors in such instruments may under certain circumstances receive a physical delivery of shares instead of a payment on maturity. Once the Note has been issued and the investor in the Note has paid the issue price to the relevant Issuer, the investor is generally entitled to receive payments from the relevant Issuer and will not owe any further obligation to make payments to the relevant Issuer.

#### *Combination of instruments*

Each of the Issuers may issue structured Notes pursuant to the Programme. Structured Notes have developed in recent years and did not exist in the early bond markets. In terms of structure and economics, a structured Note often operates as a combination of different types of more traditional instruments, for example, a bond combined with a share, a fund unit or a derivative instrument. The product may be composed of and resemble several instruments. However, all structured Notes constitute a claim of the investor towards the relevant Issuer pursuant to which the investor, subject to the terms of the Notes, is entitled to receive a cash payment from the relevant Issuer. In this context it is important to note that, even though the Note is composed of a derivative element, the so called counterparty risk in the derivative instrument remains with the relevant Issuer. However the market risk is transferred to the investor.

#### *Principal protected or not*

The Terms and Conditions provide that each Issuer may issue "**non-principal protected**" Notes, meaning Notes under which the investor stands the risk of losing all or part of his investment in the event of a negative performance in the Reference Asset. A Note where the terms of which are such that the investor is always entitled to receive a nominal amount (or a certain minimum amount) are normally referred to as "*principal protected*" Notes. It should be noted however that the investor also risks losing his investment where he invests in a principal protected Note, since repayment of the investment is dependent on the relevant Issuer having sufficient funds to perform its payment obligations. The principal protection, therefore, only means that the investor is entitled to receive repayment of a certain minimum amount on the redemption date irrespective of the performance in the relevant Reference Asset of the Note. Further information with respect to different types of Reference Assets for structured Notes is provided under the heading "*Different types of Notes*" below.

#### *Listing*

Notes are often listed for trading on any of the stock exchanges or other marketplace as further specified in this Base Prospectus; however, certain Notes may be tailored specifically to suit a particular investor or group of investors that seek exposure to a specific risk or market. Such Notes will normally not be intended for public trading or frequent transfer, although the Notes will in principle be a freely transferable instrument.

#### *Status*

Notes issued under the Programme constitute direct and unsecured obligations of the relevant Issuer and will rank *pari passu* with the relevant Issuer's unsecured and unsubordinated obligations.

## 2. **Terms and Conditions – Final Terms**

### *Terms and Conditions*

The Programme is one of the Issuers' platforms for borrowings in the debt capital markets and is primarily intended to be used for issuance in certain Member States of the European Economic Area. The Programme constitutes an efficient platform upon which the Issuers can relatively frequently and quickly raise funding in the aforementioned markets. One of the most important features of the Programme is the Terms and Conditions, set out in their entirety in this Base Prospectus, as these apply to all Notes issued pursuant to the Programme. The Terms and Conditions are standardised and general in nature and are intended to cover a large number of different types of Notes. The Terms and Conditions are therefore relatively extensive and complicated.

### *Final Terms*

Final Terms are prepared for each series of Notes. A form of Final Terms is set out in this Base Prospectus. The Final Terms specifies the terms and conditions for each series of Notes and constitute the full terms and conditions for the relevant series of Notes when applied together with the Terms and Conditions. Thus, the Final Terms must always be read together with the Terms and Conditions in order to obtain a complete understanding of the terms and conditions applicable to a tranche of Notes. The Final Terms will specify, among other things, the nominal amount, denomination, type of note and method of calculation of yield or interest under the specific series of Notes. The Final Terms will also contain the relevant Issue Price, which may be an indicative value, or a range of values, pending feedback from the offering process. The relevant Issuer will determine the final Issue Price of the Notes in its sole discretion, taking into account investor demand during the offering process. If the Issue Price is determined after publication of the final terms, the Issue Price will be announced by the relevant Issuer through the Company Announcements Office of the Irish Stock Exchange.

Final Terms for Notes which are offered to the public or otherwise admitted to trading on an exchange are filed with the Central Bank of Ireland. Final Terms that are filed accordingly will be published and made available on the Issuer's website ([www.nordea.com](http://www.nordea.com)).

## 3. **Different types of Notes**

As described above, a Note represents a right to demand and receive a certain performance from the relevant Issuer, in the form of a cash payment. A Note is usually interest bearing or carries another form of yield. Notes where the redemption amount or the yield is linked to and determined on the basis of a Reference Asset are often referred to as structured Notes (see further below). The interest or other yield under a structured Note is often variable and not guaranteed and, where also the redemption amount is linked to the Reference Asset, the investor may under certain structured Notes bear the risk of losing a significant part of the investment (or the entire investment) in certain cases of negative performance in the Reference Asset.

This section contains a presentation of the main types of Notes that the Issuers intend to issue pursuant to the Programme and the most common types of Reference Assets. The main types of Notes and their interest and repayment features, are presented immediately below.

### *Reference Assets and Baskets*

The Redemption Amount and/or interest payments in relation to the Notes may be determined by reference to the performance of one or more Reference Assets. Reference Assets may include shares, indices, commodities, interest rates, exchange rates, fund units and/or the credit standing of one or more Reference Entities.

In a mixed portfolio Note, the yield and/or redemption amount is linked to the performance of a one or more Baskets of Reference Assets which may contain different types of asset. The assets in a Basket may be assigned different weights and will thereby influence the yield and/or redemption amount according to their respective weight. Different asset types can form part of the same Basket and there may be several Baskets with different types of assets that are compared against each other.

### *Coupon and zero coupon Notes*

Coupon or interest-bearing Notes pay interest and/or yield on a continuing basis during the term of the Note or, alternatively, on the conditions specified for the Note.

Zero coupon Notes are non interest bearing. These Notes are normally issued at a discount, i.e. the relevant Issuer receives an amount on the issue date which is lower than the nominal amount of the Note and pays the nominal amount on the redemption date or, alternatively, the relevant Issuer receives the nominal amount for the Note on issue and pays the nominal amount plus an enhanced amount on the redemption date.

Notes may be issued as coupon notes or as zero coupon Notes or as a combination of both. Structured Notes under which the redemption amount is linked to the performance of various types of Reference Assets may or may not provide for payment of interest or other yield on a continuing basis.

### *Amortising Notes*

The Issuers may issue amortising Notes, being Notes where the principal amount is repaid in instalments.

### *Interest bearing Notes*

Interest-bearing Notes typically accrue a fixed, floating or variable interest. A floating rate of interest is often composed of a variable interest base rate such as STIBOR, EURIBOR, LIBOR or such other relevant rate as may be specified in the Final Terms, plus or minus a fixed interest margin; instruments with floating interest rates are frequently referred to as *floating rate notes*, whereas under Notes with fixed interest, the rate of interest is fixed. Under a Note with inverse floating interest, there may be a fixed rate of interest less a rate of interest based on a reference rate such as STIBOR, EURIBOR, LIBOR or such other relevant rate as may be specified in the Final Terms. The interest may be adjustable and adjusted after each interest period. There are also Notes where the interest structure is changed during the term to maturity. For example, a fixed rate may be paid initially but the interest may subsequently change to a floating rate; or the interest may, for example, be increased after a certain period of time, referred to as interest *step-up*.

Structured Notes may be interest and/or inflation based in the sense that they are structured with a yield based on one or more rates of interest and/or Inflation Indices. The structure of such Notes may include multipliers, caps/floors, swaptions and/or combinations thereof. The structured yield can depend on whether one or more specified interest rates or Inflation Indices move within certain predetermined ranges. The structured yield can also depend on the yield in previous periods and the structured Notes can contain interest or inflation based triggers that can alter the structure of the yield or force early redemption.

*Interest Referrals:* If Interest Referral is specified as applicable to the Notes then all payments of interest that would otherwise fall due in accordance with the interest structure(s) applicable to the Notes, shall be deferred until the earlier of the Redemption Date or the Early Redemption Date on which the Notes are redeemed in full.

### *Inflation-linked Notes or Notes with Inflation Indices as Reference Assets*

Inflation linked Notes are Notes with or without an inflation-linked rate of interest and with an inflation-linked redemption amount. The rate of interest may be fixed or floating. If Notes are not interest-bearing, an inflation-linked redemption amount is paid only upon maturity. Notes may also be issued which have one or more Inflation Indices as a Reference Asset. The calculation of inflation is based on a consumer price index or other similar measure of the relative prices of assets, goods and/or services over time. Such index may be comprised of statistics that do not necessarily reflect the actual inflation exposure of the individual investor. The interest amount and the principal amount payable in relation to the Notes will be determined by the relevant Issuer in accordance with the Conditions and the relevant Final Terms.

### *Equity-linked Notes*

Under an equity-linked Note, the yield and/or redemption amount depend on the performance of one or more equities (including units in exchange-traded funds), equity indices or baskets of equities, and/or

equity indices or equity markets. The risk exposure under an equity-linked Note may be directed at certain markets or certain industries. There may be Notes where the underlying index or equity/equities relate to companies with a certain credit rating, as well as Notes where the Reference Assets are shares in venture capital companies.

An equity-linked Note may (but does not always) provide for a minimum predetermined yield, normally in the form of interest, in addition to the equity-linked yield. The relevant Issuer may structure an equity-linked Note so that the yield increases or decreases depending on the movements in the relevant equity instrument or index during the term.

Equity-linked Notes may have a variable degree of exposure to the Reference Asset. The Notes may be issued at a premium which is lost, or the right to repayment of an invested amount may be lost in whole or in part, if the Reference Asset performs disadvantageously for the investor or in relation to a relevant comparison figure (and vice versa if the performance of the Reference Asset is positive). Alternatively, there may be a more limited link to the value of the Reference Asset, and thus a lower exposure to the relevant equity. For example, there are Notes which pay a predetermined minimum yield despite that the Reference Asset performs negatively. However, such Notes generally provide a more limited yield in a scenario where the Reference Asset performs well, as compared to Notes without minimum yield.

#### *Reverse Convertible Notes*

In a reverse convertible Note, the Reference Asset is normally composed of a share index or a basket of shares indices, or exchange-tracked fund units. Repayment of the principal amount will depend on the performance of the underlying Reference Assets, and the Redemption Amount may be less than the principal amount of the Notes if the performance of the Reference Assets falls below a pre-determined barrier level. A reverse convertible Note may include a fixed yield element.

#### *Credit-linked Notes*

Credit linked Notes are notes where the right to receive interest and/or the redemption amount is linked to certain reference credits or credit indices. The interest and/or redemption amount depend on whether a so-called "**credit event**" occurs during the term of the Note (as further described below). The reference credits may be credits or baskets of credits related to specified companies or sovereigns such as governments, municipalities county councils, or credit indices. The reference credits may consist of existing, future, conditional or unconditional payment obligations under debt instruments, for example, loan- or credit agreements, bonds or commercial paper (irrespective of term to maturity), financing commitments, payment obligations in respect of deposits, letters of credit, guarantee or surety commitments or other undertakings in respect of the payment obligations of a third party. These payment obligations may include both subordinated and unsubordinated obligations of the relevant Reference Entity. Generally speaking, subordinated obligations will carry a higher degree of credit risk than unsubordinated obligations of the same Reference Entity.

The interest and/or the redemption amount under a credit-linked Note may thus depend on the credit risk associated with one or more companies, i.e. the companies which are obliged to perform under the relevant reference credits (the so-called reference entities). Credit-linked Notes are often issued and priced on the basis of the credit ratings of the reference credits or reference entities. The rate of interest on the Notes is higher the lower the credit rating of the Reference Asset/entity. The higher interest on the Notes is intended to compensate for the higher risk associated with a low rating of the Reference Asset/entity, i.e. an increased likelihood that a credit event may occur. A credit event normally consists of payment default, bankruptcy or other insolvency related proceeding or other event that would typically affect the likelihood of a creditor to receive repayment in full pursuant to the terms and conditions of the reference credit. A credit event may result in an investor losing the right to receive interest and/or the redemption amount (in full or in part) on the Notes. Some credit-linked Notes are structured so that the interest and/or redemption amount is determined only on the basis of the first credit event, while other structures may take several credit events into account and gradually reduce the yield/redemption amount. The relevant reference credits as well as the reference entities and the credit risk associated with those will be clearly stated in the relevant Final Terms of each series of credit-linked Notes.

Credit-linked Notes may be issued in several tranches, all of which relate to the same Reference Assets. The tranches would then generally have different ranking and risk so that credit events are allocated towards the tranches in their order of seniority (i.e. the lowest ranking would bear the first losses etc).

### *Fund-linked Notes*

Under a fund-linked Note, the yield and/or the redemption amount depends on the performance of one or more funds, including hedge funds, so-called fund of funds (a fund of funds is a fund which invests in one or more funds), fund indices or baskets of funds. The funds may be Swedish or foreign and managed by well-known or less well known fund managers. Some of the funds are so called UCITS funds whereas other funds have not been approved by (and thus not under supervision of) any relevant supervisory authority. The funds may be organised as mutual funds or in corporate form. Examples of funds that are often organised in corporate form are the private equity funds, hedge funds and/or fund of funds. Not all funds are subject to investor protection rules similar to those that apply to mutual funds under Swedish law. Funds and fund of funds have different types of investment strategies and different risk levels and a fund index may relate to a number of different funds. The investment scope and strategy of the individual funds and other material information will be clearly stated in the relevant Final Terms. Further, it is important to note that the fund rules of many funds or funds of funds provide various restrictions with respect to redemption of fund units, for example, it may be possible to redeem units only on a limited number of times during a year or in a minimum or maximum amount and there may be circumstances under which redemption is closed entirely. Further it is important to note that in certain funds or funds of funds the liquidity might be limited or non-existent. Such liquidity restrictions are generally mirrored in the fund-linked Notes and are therefore relevant to the investor in the Notes as they may result in delayed (or cancelled) redemption of the Notes.

### *Commodity-linked Notes*

In a commodity-linked Note, the yield or redemption amount depends on the value of one or more commodities, a commodities index or a basket of commodities and/or commodities indices, or a relevant comparison figure for the Reference Asset. Commodities that may be used as Reference Assets include, but are not limited to, electricity, oil, gold, emission rights, aluminium, copper and zinc.

### *Currency-linked Notes*

In a currency-linked Note, the yield or redemption amount depends on the value of one or more currencies or baskets thereof, or a relevant comparison figure for the underlying currency and/or rates of exchange of one or more currencies in relation to each other. The value of one or more currencies or relevant exchange rates may be determined by reference to spot or forward rates and may be generated from official sources such as the European Central Bank's fixing or similar, but also by reference to private trades on the currency market or on the basis of quotes from a number of independent banks.

### *Index-linked Notes*

In an index-linked Note, the yield and/or redemption amount depends on the performance of one or more indices or baskets of indices. The risk exposure under an index-linked Note may be directed at certain markets, industries or certain types of assets. Examples of indices which may be relevant include property indices, commodities indices, equity indices, inflation indices and indices for other types of assets.

### *Proprietary Indices*

The Nordea Group may from time to time participate in creating, structuring and maintaining indices portfolios or strategies and for which it may act as index sponsor (collectively, "**Proprietary Indices**"). These indices are calculated by an external calculation agent in accordance with rules which describe the methodology for determining the composition and the calculation of these Proprietary Indices (the "**Rules**").

The complete set of Rules of any such index and information on the performance of the index will be freely accessible on the relevant Issuer's or on the Index Sponsor's website. The governing rules (including methodology of the Index for the selection and the re-balancing of the components of the Index, a description of market disruption events and any applicable adjustment rules) will be based on predetermined and objective criteria.



As at the date of this Base Prospectus, the following indices are provided by legal entities acting in association with, or on behalf of, the Issuers and their affiliates:

<b>Index Ticker</b>	<b>Index Name</b>	<b>Index Sponsor</b>	<b>Currency</b>	<b>Sponsor Website</b>
NQNDMOT	NASDAQ Nordea SmartBeta Momentum Sweden TR Index	NASDAQ	SEK	www.nasdaq.com
NDNOVOT	NASDAQ Nordea SmartBeta Volatility Sweden TR Index	NASDAQ	SEK	www.nasdaq.com
NDNODIT	NASDAQ Nordea SmartBeta Dividend Sweden TR Index	NASDAQ	SEK	www.nasdaq.com

#### 4. The performance structure – a description

The performance structures described below determine the manner in which the performance of the relevant Reference Assets (as described for each type of Note described above) affects the yield and/or the redemption amount under the Notes. The performance structures set forth below may be applied to several of the aforementioned types of Notes. Structured Notes may, in many cases, correspond in terms of risk and functionality to combinations of several types of traditional instruments, for example, a bond combined with a share, a fund unit and/or a derivative instrument. The value of a structured Note will be affected by the value of the Reference Asset or relevant comparison figure. The value of the Reference Asset is sometimes determined at a number of occasions during the term of the Notes and sometime only at maturity. The performance may be positive or negative for the investor. Thus, the investor's right to yield and, where applicable, payment of the redemption amount is a function of the performance of the Reference Asset and the applicable performance structure. Investors will be notified of the relevant performance as well as yield and redemption amount in accordance with the Terms and Conditions and Final Terms of the relevant Notes.

The performance structures described below represent a selection of the most common structures. The structures may be combined, varied and used in their entirety or only in part.

The Redemption Amount of the Notes may be a combination of a fixed amount (the "**Base Redemption Amount**") and one or more additional amounts (an "**Additional Amount**") determined in accordance with one or more of the performance structures specified below.

The Additional Amount may be added to, or subtracted from, the Base Redemption Amount for the purposes of calculating the Redemption Amount payable at maturity, and may be negative. As a result, a Noteholder may in certain circumstances receive less than the Principal Amount of the Notes upon their final redemption. The Final Terms will specify which of the performance structures is applicable to each Series of Notes.

##### *"Basket Long" and "Basket Short" structures*

The basic method for calculation of performance under a structured Note compares the change between the initial price and the final price of one or more Reference Assets (a group of Reference Assets being referred to as a "**Basket**"). In order to mitigate the impact of temporary value fluctuations in the Reference Asset, the performance of the Reference Asset is often determined on the basis of an average value during the term of the Notes (i.e. there are several valuation points during the term of the Notes). In some Notes however, the value is determined on the basis of a single valuation. In a "Basket Long" structure, the positive performance of the Reference Assets with the Basket will have a positive effect on the return on the Notes, whereas in a "Basket Short" structure, the positive performance of the Reference Assets will have a negative effect on the return on the Notes.

The performance of an individual Reference Asset, or the Basket as a whole, may also be subject to a floor, which acts as a minimum level of performance, or a cap, which acts as a maximum level of performance. The Basket Long and Basket Short structures are building blocks which form part of many other performance structures.

### *"Barrier" structures*

This structure provides for a fixed return on the Basket which replaces the actual final return if the Basket Return reaches and/or exceeds a price cap (a "Barrier Outperformance" Structure) or is less than a price floor (a "Barrier Underperformance" structure). The structure may also be linked to one or more best or worst performing Reference Assets, rather than the performance of the Basket as a whole.

### *Autocallable Structures*

The return on the Notes depends on (i) the Basket Return, (ii) different barrier levels and (iii) the Coupon (if any), as defined below.

If the Basket Return on any Observation Date is at or above a specified call barrier level, then the Notes will be called for early redemption on the Early Redemption Date immediately following that Observation Date and the whole Principal Amount of the Notes will be repaid together with the Coupon (if any).

If the Basket Return is below the Risk Barrier Level on any Risk Barrier Observation Date, the relevant Redemption Amount will be equal to the sum of the Base Redemption Amount of the Notes and an Additional Amount equal to the Principal Amount of the Notes multiplied by the Participation Ratio and the lower of the Basket Return on the Valuation Date, and the pre-determined maximum Basket Return; and

If the Basket Return is at or above the Risk Barrier Level on all Risk Barrier Observation Dates, the relevant Redemption Amount will be equal to the sum of the Base Redemption Amount of the Notes and an Additional Amount which will be equal to the Principal Amount of the Notes multiplied by the Participation Ratio 2 and the higher of a pre-determined minimum Basket Return or the Basket Return on the Valuation Date.

Different fixing methods and different weighting methods (e.g. worst of, best of, momentum etc.) may be used for the purposes of determining whether any Barrier Level, Risk Barrier Level or Coupon Barrier Level has been breached during the term of the Notes.

If the Basket Return is above the Coupon Barrier Level on any Valuation Date, the Notes may also pay Interest (known as the "**Coupon**"). The Coupon may be structured in one of the following ways:

If the Coupon type is "Flat", the Coupon will be the Principal Amount of the Notes multiplied by the relevant Coupon Rate.

If the Coupon type is "Memory", the Coupon will depend on the number of Coupons already paid in the lifetime of the Notes. The Coupon will be the Principal Amount of the Notes multiplied by a predefined Coupon Rate and multiplied by the number of preceding Interest Payment Dates, (up to and including the current Interest Payment Date), for which a Coupon has not been paid.

If the Coupon type is "Plus Flat", the Coupon will be the Principal Amount of the Notes multiplied by the higher of the Basket Return and the Coupon Rate.

If the Coupon type is "Plus Memory", the Coupon will be equal to the Principal Amount of the Notes multiplied by the higher of: a) the Coupon Rate multiplied by the number of preceding Interest Payment Dates, (up to and including the current Interest Payment Date), for which a Coupon has not been paid; and (b) the Basket Return.

If the "*Best of/Worst of Modifier*" (as set out below) is applied to the Autocallable Structure, the Additional Amount (and any early redemption amount) will be determined by reference to the closing price of the Nth best performing Reference Asset rather than the Basket as a whole. The value of N will be specified in the applicable Final Terms.

### *Autocallable Rate Structure*

If the value of an underlying Reference Rate either out-performs or under-performs a pre-determined barrier level, as specified in the relevant Final Terms (the "**Autocall Condition**"), the Notes will be

subject to early redemption. If the Autocall Condition is not satisfied prior to the final Valuation Date, the Notes will be redeemed on the Redemption Date.

*"Replacement Basket" structures*

In a Replacement Basket structure, the return generated by certain Reference Assets is replaced with a pre-determined figure. The performance of each Reference Asset is measured separately at the end of the Notes' term, and the performances are ranked based on the relative percentage return of each Reference Asset. The returns relating to a certain number of the best ranked Reference Assets are replaced by pre-determined percentage value for the purposes of determining the overall Basket Return.

*"Locally Capped Basket" structures*

In a Locally Capped basket structure, the return generated by each Reference Asset is subject to a pre-determined maximum percentage value.

*"Rainbow Basket" structures*

For the Rainbow Basket, the weightings of each Reference Asset will be set at maturity in a pre-determined manner. All Reference Asset Returns are measured separately at the maturity and ranked based on the relative performance. The weightings for each Reference Asset are then set based on this order in the manner specified in the Final Terms. Depending on the relationship between the relative ranking of each Reference Asset and the applicable weighting within the Basket, the Rainbow Basket structure may increase or decrease the relative contribution that either the best or worst performing Reference Assets will make to the overall Redemption Amount.

*"Booster" structures*

Booster structures can have a positive or negative return, based on the performance of the underlying Reference Asset(s). The return will be added to, or subtracted from, the Principal Amount of the Notes for the purposes of calculating the Redemption Amount payable at maturity. As a result, a Noteholder may in certain circumstances receive less than the Principal Amount of the Notes upon their final redemption. Booster structures may also have different participation ratios depending on whether or not the performance of the Reference Assets is positive or negative, thereby increasing or decreasing the Noteholders' exposure to the performance of the relevant Reference Assets.

*"Twin Win" structure*

The Additional Amount is calculated in a manner similar to the Basket Long Structure – if the performance of the Basket is positive the Additional Amount will also be positive. Additionally, if the performance of the Basket is negative but above a predetermined Barrier Level, then the Additional Amount will also be positive. If the performance of the Basket is negative but below the relevant Barrier Level, then the Additional Amount will also be negative and the Redemption Amount will be less than the Principal Amount of the Notes.

*Risk Barrier structures*

Risk barrier structures deliver a positive or negative return depending on the performance of the Basket as compared to both: (i) the Initial Basket Level on the final Valuation Date and (ii) a pre-determined Barrier Level on certain other days during the lifetime of the Notes.

*Bonus Booster Structures*

The product is similar to the basic Booster structure described above, except that at maturity a pre-determined bonus payout may apply if the Basket Return is never below the Barrier Level on the relevant Valuation Date(s).

### *Cliquet Structure*

The payout in the Cliquet structure is dependent on the accumulated sum of the relative (percentage) changes in the underlying Basket for a number of pre-determined Valuation Periods during the lifetime of the Notes. The Cliquet also has some specific features that can be used:

- The relative changes in the underlying Basket can also be locally capped and/or floored for each individual Valuation Period.
- The accumulated sum of the relative changes can also be subject to a global cap or floor.

The product may also have a lock-in feature. This means that if the cumulative return on any Valuation Date has reached a predefined Lock-in Level, the final payment will be at least that Lock-in Level. There can be many different Lock-in Levels, and there can be no assurance that any given Lock-in Level will be reached during the lifetime of the Notes.

### *Reverse Cliquet Structure*

A Reverse Cliquet structure, rather than accumulating returns, pays out a sum at maturity equivalent to a set percentage rate minus the accumulated sum of the relative changes in the underlying Basket for a number of pre-determined Valuation Periods during the lifetime of the Notes.

### *Replacement Cliquet Structure*

Similarly to a standard Cliquet, the return generated in a Replacement Cliquet structure is equal to the cumulative sum of the Basket's periodic performances. However, whereas a standard Cliquet structure often has local caps and floors for the periodic performance, the Replacement Cliquet instead replaces the returns of a certain number of the best performing Valuation Periods with a predefined value.

### *Reverse Replacement Cliquet Structure*

The Reverse Replacement Cliquet Structure is a variation of the basic Replacement Cliquet Structure, but it replaces the returns of a certain number of the best performing Valuation Periods with a predefined value.

### *Rainbow Replacement Cliquet Structure*

The Rainbow Replacement Cliquet Structure describes a Note where the weight of each Reference Asset is determined after the performance of each Reference Asset is known, following the principle that the best performing underlying is given the highest weight, and so forth. The performance of each individual Reference Asset is calculated on the same basis as the basic Cliquet structure, and represents the accumulated sum of the relative changes in the underlying Reference Asset for each Valuation Period during the lifetime of the Notes.

### *Reverse Convertible Structure*

Reverse convertibles are structured Notes offering interest payments which are not dependent on the performance of the underlying Basket. At maturity the proportion of the Principal Amount which is paid back will depend on the performance of the underlying Basket.

If the aggregate underlying performance of the Reference Assets within the Basket is positive then the Redemption Amount will be equal to the Principal Amount of the Notes.

If the aggregate underlying performance of the Reference Assets within the Basket is below a set threshold, then the Redemption Amount will be equal to the Principal Amount of the Notes, less an amount calculated by multiplying the Principal Amount of the Notes by the Participation Ratio and the relevant Basket Return.

### *Reverse Convertible Risk Barrier Structure*

The structure is similar to the basic Reverse Convertible structure, except that the possible negative payout is determined by reference to a pre-determined Barrier Level on certain days during the lifetime of the Notes.

If on any applicable Valuation Date the aggregate underlying performance of the Reference Assets within the Basket is below a certain pre-determined Barrier Level and is below the specified strike level on the final Valuation Date, the Principal Amount of the Notes will not be paid back in full. Instead, the Redemption Amount will be dependent on the performance of the Basket and will be equal to the Principal Amount of the Notes less an amount calculated by multiplying the Principal Amount of the Notes by the Participation Ratio and the relevant Basket Return.

In all other circumstances, the Principal Amount of the Notes will be paid back in full.

#### *"Best of/Worst of" Reverse Convertible Structure*

The structure is the same as the basic Reverse Convertible Risk Barrier Structure, except that the possible reduced Redemption Amount is determined by reference to the worst performing Reference Asset. The performance of each Reference Asset is measured separately, and the payout on the Notes is based on the performance of the Nth best performing Reference Asset.

#### *Up and In Option Structure*

The Up and In Option structure is a barrier option. The structure has an individual Reference Asset or a Basket of Reference Assets as underlying. At maturity, the Noteholder receives the Principal Amount of the Notes and an additional payout (subject to a pre-specified minimum amount), if the Basket has, on any Valuation Date during the lifetime of the Notes, performed at or above the predefined Barrier Level.

#### *Up and Out Option Structure*

The Up and Out Option structure is a barrier option. The structure has an individual Reference Asset or a Basket of Reference Assets as underlying. At maturity, the Noteholder receives the Principal Amount of the Notes and an additional payout, if the Basket has, on any Valuation Date during the lifetime of the Notes, performed at or above the predefined Barrier Level. If the Barrier Level is reached on any Valuation Date the Additional Amount will be the higher of the Basket Return and a pre-specified rebate amount.

#### *Down and Out Basket Option Structure*

The Down and Out Basket Option structure is a barrier option. The structure has an individual Reference Asset or a Basket of Reference Assets as underlying. At maturity, the Noteholder receives the Principal Amount of the Notes and an additional payout if no underlying Reference Asset has, on any Valuation Date during the lifetime of the Notes, performed at or above a predefined Barrier Level. If the Barrier Level is breached on any Valuation Date, the additional payout equals zero. The "Worst of Down and Out Basket Option" Structure is calculated on a similar basis, save that payment of the Additional Amount is linked to the performance of the worst performing Reference Asset rather than the Basket as a whole.

#### *Worst of Digital Memory Coupon Structure*

The Worst of Digital Memory Coupon structure is a memory coupon structure with a payout that is conditional on the performance of the Reference Assets exceeding certain pre-determined barrier levels on a number of consecutive Valuation Dates.

#### *Worst of Call Option Structure*

The Worst of Call Option Structure gives the Noteholder an exposure to the worst performing Reference Asset in the Basket. The additional amount payable to the Noteholder will be the greater of zero, and the performance of the worst performing Reference Asset.

#### *Outperformance Option Structure*

The Outperformance Option offers the investor the possibility of a ranked return on a Basket of underlying Reference Assets. Whereas the Additional Amount payable in relation to a normal Basket structure is dependent on the absolute performance of the relevant Basket, the pay out of an outperformance structure is dependent on the relative performance of two Baskets ("**Basket A**" and "**Basket B**"), not on the absolute performance of either Basket. The outperformance option may compare

the performance of two long baskets, two short baskets, or the performance of one long basket and one short basket.

#### *Credit Linked Notes*

A credit-linked note ("CLN") is a Note where the Redemption Amount and, if relevant, Interest Payments depend on the occurrence of Credit Events in selected obligations of a number of Reference Entities. A Credit Event is a corporate event which typically makes the creditor of the Reference Entity worse off, e.g. bankruptcy, failure to pay or restructuring of the debt (e.g. a lowering of future coupon payments or an extension of maturity). In addition, the interest and redemption payments depend on ability of the Reference Entity to make payments of principal or interest on its outstanding debt obligations.

In case of a Credit Event affecting a Reference Entity, the nominal used for calculation of the Redemption Amount and, if relevant, any Interest Payments, may be reduced. The reduction of the nominal amount may be calculated using market recovery values or a predetermined fixed recovery value. If a fixed recovery value is used, the fixed recovery value may be zero.

The interest in relation to a CLN is typically paid over time, but may also be paid at maturity. The interest may or may not depend on the occurrence of Credit Events.

A distinction can be drawn between three principal types of CLN structures:

- (a) Non-tranched CLN,
- (b) Tranched CLN, and
- (c) Nth-to-Default / Nth & Nth+1-to-Default CLN.

For the tranched and non-tranched CLN, the Redemption Amount and, if relevant, Interest Payments, are based on the weighted losses in the same or different portfolios of Reference Entities as a result of the occurrence of one or more Credit Events.

For the Nth to default and Nth and Nth+1 to default CLNs, the Redemption Amount and, if relevant, Interest Payments, are based on the number and possibly order of Credit Events in the same reference portfolio.

For tranched CLNs, the occurrence of a Credit Event may have no impact or a more than proportional impact on the future redemption value and, if relevant, coupon payments depending on the specific structure.

For non-tranched CLNs, the reduction of the nominal amount due to Credit Events will affect the future redemption and, if relevant, coupon payments. Non-tranched CLN's may also be callable or puttable (i.e. redeemed at a single pre-specified point in time before scheduled maturity) at the discretion of the relevant Issuer or the investor. In addition, Non-tranched CLN's may involve one or more additional payments.

For Nth-to-Default CLNs, the occurrence of the first N-1 Credit Events will have no impact on the future redemption value and, if relevant, coupon payments. However, the impact of the Nth Credit Event will have a more than proportional impact on the future redemption value and, if relevant, coupon payments.

Similarly, for Nth & Nth+1 to Default CLN's, the impact of the Nth and Nth+1 Credit Event will have a more than proportional impact on the future redemption value and, if relevant, coupon payments.

#### *Option CLN Structure*

The purpose of the structure is to provide exposure to the development of credit risk (i.e. the risk of Credit Events occurring) in a specific market, such as European or US investment grade entities, or high yield borrowers). The exposure is provided through the issuance of Notes which are linked to index CDS spreads. Index CDS spreads represent the cost of buying protection against the occurrence of Credit Events affecting the entities comprising the relevant index. Index CDS spreads may be viewed as proxies for the development of credit risk in specific markets as a whole, as they generally represent diversified portfolios of some of the most freely traded individual credit exposures in the relevant market. Index

based credit default swaps are among the most widely traded credit derivatives, and are used by financial institutions and asset managers to manage the credit risk inherent in their investment portfolios.

Using a single option payout, the Issuers may offer structures whereby the investor will benefit from a directional movement in credit spreads, e.g. either if credit spreads increase above a specified level or decrease below a specified level over the lifetime of the CLN.

By combining two option payouts, the Issuers may offer structures where the investor would benefit both if credit spreads increase above a specified level and decrease below a specified level. The Issuers may also offer structures where the investor would benefit from a directional move in credit spreads, but where the potential benefit is limited. e.g. where the investor would benefit if credit spreads decrease down to a certain level, but where a further decrease below that level will not generate any incremental return.

By combining three or four option payouts, the Issuers may offer additional structures.

#### *Digital Long and Short Structures*

In a Digital Long structure, the Redemption Amount will equal the Principal Amount of the Notes multiplied by a pre-determined Coupon level if the Basket Return on the final Valuation Date exceeds a pre-determined strike level. If the Basket Return does not exceed the strike level the Redemption Amount is zero.

In a Digital Short structure the position is reversed, and the Redemption Amount is zero if the Basket Return on the final Valuation Date is at or above the applicable strike level.

Digital structures may also be combined with a best of/worst of feature, which means that the valuation points and Redemption Amount will be determined by reference to the best or worst performing Reference Asset rather than the Basket as a whole.

#### *Series of Digitals*

The Series of Digitals pays a redemption amount that is proportionate to the number of Reference Assets within the Basket whose performance exceeds a pre-specified Barrier Level. Where a Reference Asset's performance does not exceed the Barrier Level, it does not contribute to the return an investor receives on the Notes.

#### *"Delta 1" structure*

Under a "Delta 1" structure the investor in the Notes receives the current value of the Reference Asset on the redemption date. In this type of structure the investor is fully exposed to the performance of the underlying Reference Asset and the Note is not capital protected.

#### *Volatility Target Structure*

The deemed exposure to the underlying Reference Asset(s) (the "**Exposure**") is determined by dividing:

- (i) The short term historical volatility of the underlying Reference Asset(s);
- (ii) A target volatility (the "**Target Volatility**"),

subject to a pre-determined cap or floor.

When the short-term historical volatility of the underlying Reference Asset(s) increases, the deemed exposure to the underlying Reference Asset(s) decreases, and when the short-term historical volatility of the underlying Basket decreases, the deemed exposure to the underlying Reference Asset(s) increases.

If the short-term historical volatility is greater than the Target Volatility, then the Exposure of the Notes to the underlying Reference Asset(s) will be less than 100%. If the short-term historical volatility is equal to the Target Volatility, then the Exposure of the Notes to the underlying Reference Asset(s) will be 100%. If the short-term historical volatility is less than the Target volatility, then the Exposure of the Notes to the underlying Reference Asset(s) will be greater than 100% (subject to any maximum or minimum levels as discussed above).

### *Down and in Option*

A down and in option is a form of barrier option that generates a positive return only if the performance of the underlying Reference Asset or Basket falls below a pre-determined barrier level during the lifetime of the Notes. If the performance of the Reference Asset or Basket falls below the barrier level, the Additional Amount will be positive; if the performance of the Reference Asset or Basket does not fall below the barrier level, the Additional Amount will be zero.

### *Booster Risk Barrier 2*

The Booster Risk Barrier 2 structure is a combination of an "at the money" call option, and an "out of the money" put option. The strike price for the call option is set at the prevailing price of the Reference Asset or Basket as at the issue date of the relevant Notes. If the value of the Reference Assets or Basket exceeds a pre-determined barrier level, the Additional Amount will be calculated by multiplying the Principal Amount of the Notes by the Participation Ratio and by the Basket Return (calculated on the "Basket Long" basis described above). The strike price for the put option is set below the prevailing price of the Reference Asset or Basket at the issue date of the relevant Notes, and so if the value of the Reference Asset or Basket depreciates below the specified barrier level, the Additional Amount will be calculated by multiplying the Principal Amount of the Notes by the Participation Ratio 2 and the Basket Return (calculated on the "Basket Short" basis described above).

### *FX Components*

The Basket Return or Reference Asset Return determined in accordance with one of the performance structures specified above may also be multiplied by an applicable FX factor for the purposes of determining the total Redemption Amount payable to holders, which reflects the variations in an underlying exchange rate during the lifetime of the Notes.

### *Best of/Worst of Modifier*

Each of the performance structures specified above may also be modified so that the valuations, observations and Redemption Amount are all determined by reference to the Nth best (or worst) performing Reference Asset, where N shall be a pre-specified value given in the Final Terms.

*Lookback Initial Price Modifier:* if the Lookback Initial Price is applicable to the Notes, the Additional Amount in relation to the Notes will be calculated by reference to either the highest or the lowest initial price (at the start of any Valuation Period) in respect of the relevant Basket or Reference Asset, as specified in the Final Terms.

*Lookback Final Price Modifier:* if the Lookback Final Price is applicable to the Notes, the Additional Amount in relation to the Notes will be calculated by reference to either the highest or the lowest Final Price (at the end of any Valuation Period) in respect of the relevant Basket or Reference Asset, as specified in the Final Terms.

*Lock-in Modifier:* if the Lock-in Modifier is applicable to the Notes, the Basket Return shall be replaced by the Lock-in Basket Return for the purposes of calculating the Additional Amount in accordance with one or more of the foregoing performance structure(s). The "Lock-in Basket Return" will be the highest Basket Return on any Valuation Date.

*Lock-in Basket Floor:* if the Lock-in Basket Floor is applicable to the Notes, then if the Basket Return exceeds the Barrier Level on any Valuation Date, the Basket Return will be replaced with the higher of the Basket Return and a pre-determined minimum Basket Return for the purposes of determining the Additional Amount in accordance with the relevant performance structure.

### *Combination of Structures*

The relevant Issuer may combine the performance structures relating to the Notes, by applying different performance structures to different Reference Assets within the Basket or to different sub-Baskets, or by applying different performance structures depending on whether or not the Basket Return has exceeded certain pre-determined barrier levels within the overall lifetime of the Notes.



## 5. **Other factors which may affect the redemption amount or yield under a Note**

The different types of Notes and the performance structures described above may be combined with one or several of the variables described below. These variables may affect the investor's risk and the yield and/or the redemption amount under the Notes.

### *Absolute figures or percentage changes*

The reference figures which may form part of the performance structures described above for determining performance may be an absolute figure or be expressed as a percentage.

### *Early redemption*

In a Note with an early redemption feature, the relevant Issuer is entitled to redeem the Note before the stated maturity date if the price of a Reference Asset or Basket during the term of the Notes reaches a certain predetermined level (referred to as a call option) or for other reasons. In certain cases, a predetermined early redemption amount may be specified. There are also structures which allow the investors to demand redemption of the Note prior to maturity, for example in order to lock in and realise a positive performance in the Reference Asset (referred to as a put option). The existence of a call or put option will be clearly stated in the relevant Final Terms.

### *Participation ratio*

The structure of the Notes may contain a participation ratio which is used to determine the exposure to the respective Reference Asset, i.e. the proportion of the change in value which accrues to the investor in each individual Note. The Participation Ratio is set by the relevant Issuer and is determined by, among other things, the term, volatility, market interest rate and expected return on the Reference Asset. The Participation Ratio may also vary depending on the performance of the underlying Reference Asset(s).

### *Premium or discount*

Notes may be issued at a premium or discount, which means that the investor pays on issue an amount that is higher or lower than the principal amount of the Notes. Zero coupon Notes are frequently issued at a discount. Structured Notes are often issued at a premium and the premium can be considered as the cost that the investor pays for being entitled to receive a comparatively larger part of a positive performance of the Reference Asset. The difference between the paid amount and the Notes' principal amount (the premium) is never covered by any minimum redemption feature of the Notes.

### *Multipliers and leverage effects*

In certain structured Notes a multiplier is included against which the performance of the Reference Asset is multiplied, thereby significantly increasing the portion of the change in value which may be credited to the investor in a Note. A high multiplier often entails that the Note is issued at a higher premium. The multiplier will result in a more rapid loss of invested capital in the event of a negative performance of the Reference Asset. Notes with a multiplier always provide a floor so that a negative performance in the Reference Asset does not result in the value of the Notes becoming negative.

Leveraged structures offer a higher exposure to the Reference Asset than the amount that the invested capital would otherwise allow. The leverage is often created by the application of a participation ratio or gearing factor which gives a greater than 100 per cent. exposure to the underlying Reference Assets. The leverage can sometimes vary over time according to a predefined mechanism. Such mechanism may also serve the purpose of keeping the leverage and/or the exposure to the Reference Assets within certain limits.

### *Currency factors*

If the currency of the Reference Asset differs from the currency of the Notes, investors may be exposed to a currency risk relating to the exchange rate between the currency of the Notes and the currency of the Reference Asset.

Alternatively, if "*FX components*" are specified as being applicable to one or more performance structures set out above, the Basket Return or the Reference Asset Return may be adjusted by multiplying them by a

factor which reflects the variation in one or more foreign exchange rates during the relevant time periods being measured or observed.

#### *"Rebalancing"*

Rebalancing is a continuous adjustment of the relationship between the exposure under a risk asset and invested principal.

#### *Averaging of Valuations*

When determining the starting value (initial price) and/or closing value (final price) of each Reference Asset, they can be calculated as an average of underlying closing values on pre-determined dates. Values for the underlying observations can be taken periodically (e.g. monthly, quarterly, semi-annually or annually). The Basket return payout is then calculated based on the performance of each Reference Asset over the life of the Note, taking the relevant weightings of each Reference Asset within the Basket into account.

#### *Strike Level*

The Strike Level (as specified in the Final Terms) may be set in such a way that the initial value assigned to one or more Reference Assets within the Basket for the purposes of measuring the relative performance of that Reference Asset, does not equal the initial spot market price of the relevant Reference Asset(s), creating Notes that may be "in" or "out" of the money on their issue date. For example, where the return on a Reference Asset is calculated by dividing the Closing Price of the relevant Reference Asset by its Initial Price and subtracting the Strike Level, a Strike Level in excess of 100% will result in the investor receiving a proportionate return that is less than the relative performance of the Reference Asset. A Note which is out of the money on its issue date will result in the Noteholder potentially receiving a lower return than a direct investment in the relevant Reference Asset. Conversely a Note which is in the money on its issue date will result in a higher potential return than a direct investment in the relevant Reference Asset. An overall strike level (the "**Basket Strike Level**") may also be applied to the Basket as a whole.

#### *TOM Cumulative Strategy*

The TOM Cumulative Strategy replicates an investment in particular Reference Assets that is only made for a limited time period in each calendar month. At other times the Notes replicate an investment in a time deposit or other fixed income investment.

## LÅN – VILLKOR OCH STRUKTUR

*De beskrivningar som återfinns nedan är en inofficiell översättning av den engelska text som återfinns omedelbart före detta avsnitt och investerare rekommenderas att även läsa och ta till sig de engelska beskrivningarna då dessa kan avvika från den svenska översättningen.*

Emittenterna har upprättat detta Program för att uppta lån på den internationella kapitalmarknaden med en löptid om lägst en månad (30 dagar) och högst en evig löptid, inom ramen för ett vid var tid utestående nominellt belopp om högst 10 000 000 EUR).

### 1. Vad är ett Lån?

Lån är skuldebrev och som är fritt överlåtbara till sin karaktär. I dagligt tal benämns skuldebrev också ofta obligation. En Lån manifesterar ett fordringsförhållande mellan respektive Emittent och investeraren där investeraren i normalfallet har rätt att erhålla ett kontantbelopp av respektive Emittent vid löptidens utgång samt i vissa fall ränta under löptiden. På så sätt skiljer sig Lån från så kallade konvertibla skuldebrev eller omvända konvertibla skuldebrev där investerarens fordran under vissa förutsättningar kan omvandlas till en fysisk leverans av aktier. I normalfallet, efter det att en investering är gjord, kan investeraren av ett Lån sägas ha en rätt till prestation i form av en betalning av respektive Emittent, men ingen skyldighet att erlagga betalning till respektive Emittent.

#### *Kombinationer av instrument*

Emittenterna kan utge så kallade strukturerade Lån under detta Program. Strukturerade Lån har utvecklats under senare år och fanns inte på marknaden då obligationsbegreppet började användas. Strukturerade Lån kan i många fall till sin funktion motsvara kombinationer av flera olika typer av traditionella instrument som till exempel en obligation kombinerad med en aktie, fondandel, eller ett derivatinstrument. Dessa kombinationer av produkter kan ha drag av flera instrument. För alla strukturerade Lån gäller dock att de manifesterar ett fordringsförhållande mellan respektive Emittent och investeraren där investeraren, alltid eller under vissa förutsättningar, har rätt till ett kontantbelopp av respektive Emittent eller, om så särskilt anges och under de angivna förutsättningarna, till fysisk leverans av den underliggande tillgången. Det är i detta sammanhang viktigt att framhålla att investeraren, för det fall Lånet innehåller derivatinslag, inte påtar sig någon motpartsrisk under derivatinstrumentet utan denna kvarstår hos Emittenten. Däremot övervältras det som kallas marknadsrisken på investeraren.

#### *Kapitalskydd eller inte*

I de Allmänna Villkoren anges att Emittenten kan ge ut Lån med en konstruktion som innebär att investeraren endast har rätt att få tillbaka en del av den ursprungliga investeringen eller där investeraren inte har rätt till något alls i händelse av en för investeraren negativ utveckling så kallad "icke kapitalskyddat" Lån. Lån där investeraren enligt Slutliga Villkor alltid har rätt att få tillbaka ett nominellt belopp (eller ett visst lägsta belopp) kallas vanligtvis "kapitalskyddade" Lån. Om respektive Emittent inte har tillräckligt med tillgångar för att fullgöra sina skyldigheter under kapitalskyddade Lån kommer dock investeraren i praktiken inte att få tillbaka vad investeraren har rätt till enligt Slutliga Villkor, trots att investeringen gjorts i kapitalskyddade Lån. Kapitalskyddet innebär alltså endast att investeraren enligt Slutliga Villkor har rätt till ett visst minsta belopp på återbetalningsdagen oavsett utvecklingen av den eller de referenstillgångar som Lånets avkastning eller återbetalning mäts mot. Mer om underliggande referenstillgångar och jämförelsetal finns under rubriken Lånetyper nedan.

#### *Börsoptering*

Ofta handlas Lån på de i Grundprospektet angivna börserna eller andra marknadsplatser, men det händer även att Lån sätts samman specifikt för att passa en enskild investerare eller grupp av investerare som vill exponeras mot en särskild risk eller marknad. I de senare fallen är det inte tänkt att sådana Lån skall omsättas, även om det är fullt möjligt eftersom Lån till sin form är fritt överlåtbara värdepapper.

#### *Status*

Lån under Programmet utgör en direkt skuldförbindelse utan säkerhet med lika rätt till betalning (pari passu) med respektive Emittents övriga existerande icke säkerställda eller icke efterställda betalningsåtaganden.

## 2. **Allmänna Villkor – Slutliga Villkor**

### *Allmänna Villkor*

Detta program är en av Emittenternas plattformar för att anskaffa kapital på kapitalmarkanden, huvudsakligen genom emissioner i vissa specifika länder som är del av EES. Programmet skall vara ett medel för Emittenterna att på ett snabbt och enkelt sätt uppta lån på nyssnämnda kapitalmarknader. Kärnan i Programmet utgörs av de Allmänna Villkoren vilka återges i sin helhet i detta Grundprospekt. De Allmänna Villkoren är standardiserade och generella till sin karaktär och täcker en mängd olika typer av Lån vilket bidrar till att de Allmänna Villkoren är relativt omfattande och komplicerade. De Allmänna Villkoren gäller i tillämpliga delar för samtliga Lån som emitteras under Programmet.

### *Slutliga Villkor*

För varje Lån som emitteras under Programmet upprättas även Slutliga Villkor. En mall för Slutliga Villkor finns angiven i detta Grundprospekt. Generellt kan sägas att de Slutliga Villkoren anger de specifika lånevillkoren för varje serie av Lån. Avsikten är att de Slutliga Villkoren tillsammans med Allmänna Villkor utgör de fullständiga villkoren för serien av Lån. De Slutliga Villkoren måste således alltid läsas tillsammans med de Allmänna Villkoren för att få en fullständig förståelse av de villkor som gäller för respektive Lån. I Slutliga Villkor regleras bland annat lånets eller en series nominella belopp, valörer, lånetyp och tillämplig metod för avkastnings- eller ränteberäkning. De Slutliga Villkoren kommer dessutom att innehålla det relevanta emissionspriset, vilket kan vara ett indikativt pris, eller en skala, till dess att teckningsperioden löpt ut. Relevant Emittent kommer att fastställa det slutliga emissionspriset för Lånet efter sin egen bedömning, varvid hänsyn tas till investerarnas efterfrågan under teckningsperioden. Om emissionspriset fastställs efter publiceringen av de Slutliga Villkoren kommer emissionspriset att annonseras via Company Announcements Office of the Irish Stock Exchange.

Slutliga Villkor för Lån som erbjuds allmänheten eller annars tas upp för handel på börs inges till Central Emittent of Ireland. Sådana Slutliga Villkor som inges till Central Emittent of Ireland kommer att offentliggöras samt finnas tillgängliga på Emittentens hemsida ([www.nordea.com](http://www.nordea.com)).

## 3. **Lånetyper**

Som nämnts ovan representerar ett Lån en rätt att erhålla en viss prestation från respektive Emittent, i normalfallet ett belopp i kontanter. Ett Lån är i regel förknippat med en rätt till avkastning i form av ränta på det investerade beloppet och ränta utbetalas normalt oberoende av resultat. Respektive Emittent ger även ut Lån där det belopp som investeraren har rätt till, både gällande avkastning och återbetalning, kan variera beroende på utvecklingen av priset eller värdet av olika typer av underliggande tillgångar som bestäms på ett visst sätt, så kallade strukturerade Lån, se mer härom nedan. Avseende strukturerade Lån är rätten till ränta eller annan avkastning inte garanterad och rätten till ränta, annan avkastning eller återbetalning av kapitalbeloppet kan i vissa fall utebli helt.

I detta avsnitt anges de olika huvudtyper av Lån som Emittenterna avser att emittera under Programmet, med fokus bland annat på de olika typer av underliggande tillgångar som förekommer. Inledningsvis presenteras huvudtyperna av Lån och information om ränta och återbetalning.

### *Referenstillgångar och korgar*

Storleken på återbetalningsbelopp och/eller ränta under ett specifikt Lån kan komma att bestämmas på basis av värdeutvecklingen av en eller flera Referenstillgångar. Sådana Referenstillgångar kan innefatta aktier, index, råvaror, räntor, valutakurser, fondandelar och/eller kreditvärdigheten hos en eller flera Referensenheter.

En blandportföljobligation har avkastningen knuten till värdeutvecklingen för en eller flera Korgar vilka innehåller olika tillgångsslag med varierande vikt. Tillgångarna i en Korg kan ges olika vikt och kan därmed komma att påverka avkastning/återbetalningsbelopp beroende på referenstillgångens relativa vikt i Korgen. Olika typer av tillgångar kan ingå i samma Korg och det kan finnas flera Korgar med olika typer av tillgångar som kan komma att jämföras med varandra.

### *Kupong- och nollkupongobligationer*

Kupongobligationer eller räntebärande Lån är Lån där ränta och/eller avkastning betalas periodvis under lånets löptid eller alternativt under vissa närmare angivna förutsättningar.

Nollkupongobligationer är Lån som löper utan ränta. Dessa Lån ges normalt ut till underkurs, det vill säga investeraren erlägger ett belopp som är lägre än nominellt belopp för obligationen, och erhåller nominellt belopp på återbetalningsdagen eller alternativt utges till sitt nominella belopp och den ränta/avkastning som genererats under löptiden betalas då Lån förfaller till betalning, på återbetalningsdagen.

De olika lånetyperna kan förekomma både som kupongobligation och som nollkupongobligation eller som en kombination av de båda. Lån under vilka återbetalningsbeloppet kan variera beroende på utvecklingen av priset eller värdet av olika typer av underliggande tillgångar som bestämts på ett visst sätt, kan komma att kombineras med ränta, avkastning eller utdelning som förfaller periodvis.

### *Amorterande Lån*

Emittenterna kan utge Lån där kapitalbeloppet skall återbetalas genom delbetalningar.

### *Ränteobligationer*

Räntan som utgår under räntebärande Lån är typiskt sett fast, rörlig eller variabel. En rörlig ränta refererar oftast till en räntebas såsom STIBOR, EURIBOR, LIBOR med tillägg eller avdrag för en fast räntemarginal, instrument med rörlig ränta kallas inte sällan "floating rate notes" medan räntesatsen är fast under ett Lån med fast ränta. Under ett Lån med så kallad omvänd rörlig ränta kan en fast ränta med avdrag för en ränta baserad på en referensränta såsom STIBOR, EURIBOR, LIBOR förekomma. Räntan kan vara justerbar och justeras efter varje angiven ränteperiod. Det finns även ränteobligationer där räntestrukturen förändras under löptiden. Exempelvis kan en fast ränta betalas inledningsvis men räntan kan sedan övergå till att bli rörlig eller så kan räntan exempelvis höjas efter en viss tidsperiod, så kallade step-up villkor.

Det finns även ränteobligationer som är strukturerade så att avkastningen är baserad på ränta och/eller inflation, samt en eller flera räntesatser och/eller Inflationsindex. Variabler såsom multiplikatorer, tak/golv, swaptions och/eller kombinationer av dessa funktioner kan förekomma. Under den här typen av ränteobligationer är avkastningen beroende av om en eller flera angivna räntesatser eller Inflationsindex håller sig inom vissa förutbestämda intervall. Avkastningen kan även påverkas av tidigare perioders avkastning och innefatta ränta eller inflationsbaserade triggers som kan påverka avkastningen eller leda till förtidsinlösen.

### *Räntehänvisningar*

Om Räntehänvisningar angetts vara tillämpligt för något Lån ska alla räntebetalningar som förfaller till betalning enligt tillämplig räntestruktur uppskjutas till det tidigare av Återbetalningsdagen och den Förtida Återbetalningsdag som återbetalning av hela Lånebeloppet sker.

### *Realränteobligationer eller Lån med Inflationsindex som Referenstillgångar*

Realränteobligationer är obligationer som är löper med eller utan inflationskopplad ränta och återbetalningsbeloppet är därtill kopplad till inflation. Räntesatsen kan vara fast eller rörlig. Om ett Lån inte är räntebärande, utbetalas endast ett inflationskopplat återbetalningsbelopp vid förfall. Lån kan också utges med ett eller flera Inflationsindex som Referenstillgång(ar). Inflationen bestäms med hjälp av konsumentprisindex eller liknande index rörande tillgångar och/eller tjänsters relativa priser över tid. Indexen kan bestå av statistik som inte nödvändigtvis speglar den inflation som den enskilde investeraren utsätts för. Räntebelopp och Kapitalbelopp för ett Lån bestäms av relevant Emittent i enlighet med Allmänna Villkor och Slutliga Villkor.

### *Aktieobligationer*

Under en aktieobligation är avkastningen och/eller återbetalningsbeloppet beroende av utvecklingen av en eller flera aktier, aktieindex eller korgar av aktier och/eller aktieindex eller aktiemarknader. Placeringsinriktningen under en aktieobligation kan vara mot vissa marknader i världen eller vissa

branscher. Lån där det underliggande indexet eller aktien/aktierna hänför sig till bolag av en viss kreditvärdighet kan förekomma liksom referenser till aktier i riskkapitalbolag.

Under vissa Lån av aktieobligationskaraktär utgår en förutbestämd avkastning, vilket innebär att Emittenten erlägger en viss avkastning vanligen i form av ränta, förutom den avkastning som är aktierelaterad. Emittenten kan konstruera en aktieobligation så att avkastningen ökar eller minskar om aktiemarknaden utvecklas positivt eller negativt under löptiden.

Aktieobligationer kan ha en varierande grad av exponering mot den underliggande tillgången. Lån kan exempelvis emitteras till en överkurs som vid en negativ utveckling kan gå förlorad alternativt kan rätten till återbetalning av investerat belopp helt eller delvis bortfalla om värdet av den underliggande tillgången eller aktuellt jämförelsetal utvecklas på ett negativt sätt för investeraren (och viceversa vid positiv utveckling hos den underliggande tillgången). Alternativt kan en mer begränsad koppling till värdet av den underliggande tillgången, och således en mindre exponering mot aktiemarknaden, förekomma. Exempel på sådana konstruktioner är Lån med förutbestämd lägsta avkastning där möjligheten till hög avkastning är begränsad vid en gynnsam utveckling på värdet av den underliggande tillgången eller aktuellt jämförelsetal, medan investeraren, vid negativ utveckling för investeraren, å andra sidan alltid får en viss lägsta avkastning.

#### *Omvända konvertibler*

Vanligtvis är den underliggande tillgången i omvända konvertibler en aktie eller ett aktieindex eller korgar av nyssnämnda tillgångar. Under en omvänd konvertibel kan återbetalningen av kapitalbeloppet beror på värdeutvecklingen i de underliggande Referenstillgångarna, och återbetalningsbeloppet kan komma att understiga kapitalbeloppet om värdet på Referenstillgångarna understiger vissa på förhand bestämda barriärnivåer. En omvänd konvertibel kan kombineras med en fast avkastning.

#### *Kreditobligationer*

Kreditobligationer är obligationer vars avkastning eller återbetalningsbelopp bestäms av huruvida en så kallad kredithändelse inträffar för viss referenskredit. De underliggande referenskrediterna kan vara knutna till krediter eller korgar av krediter för bolag eller offentligrättsliga organ såsom stat, kommun eller landsting eller krediter som utgivits av nyssnämnda bolag och offentligrättsliga organ eller kreditindex. Referenskrediter kan avse befintliga, framtida, villkorade eller ovillkorade betalningsförpliktelser under låneavtal, såsom bland annat kreditavtal, obligations- eller certifikatlån (oavsett löptid), finansieringslimiter och/eller betalningsförpliktelser avseende insättning och/eller rembursor och/eller borgensförbindelser och/eller annan skriftlig garanti eller kreditförbindelse för annans betalningsförpliktelse. Sådana betalningsförpliktelser kan vara både efterställda och icke efterställda för Referensenheten. Typiskt sett innebär efterställda fordringar en högre kreditrisk på Referensenheten än icke efterställda.

Under kreditobligationer kan avkastningen eller återbetalningsbeloppet vara beroende av kreditrisken i ett eller flera bolag, det vill säga de bolag som är kredittagare under aktuell referenskredit. Kreditobligationen bygger på olika låntagares kreditvärdighet och ränteskillnaden som föreligger av kreditvärdigheten. Rantan är högre ju sämre kreditvärdigheten är. Den högre avkastningen är avsedd att kompensera för den högre risk som är förknippad med en relativt sett lägre kreditvärdighet, det vill säga en ökad sannolikhet för att en så kallad kredithändelse kan inträffa. Vid inträffad kredithändelse kan rätten till avkastning eller återbetalning helt bortfalla vid första kredithändelsen eller alternativt reduceras och varje efterföljande kredithändelse reducerar sedan avkastningen eller alternativt återbetalningsbeloppet. En kredithändelse är i normalfallet utebliven betalning, konkurs eller annan insolvensrelaterat förfarande eller annan händelse som typiskt sätt påverkar kreditgivarens möjlighet att få fullt betalt enligt villkoren för krediten. De för en kreditobligation aktuella underliggande krediterna för bolag eller offentligrättsliga organ och kreditriskerna kommer tydligt att redovisas i Slutliga Villkor.

Kreditobligationer kan ges ut i flera serier eller trancher som kan medföra olika rätt till betalning, genom att det särskilt anges vilken av de utgivna trancherna som skall bära de första förlusterna. Därefter belastar förlusterna trancherna i angiven turordning eller med angiven andel.

### *Fondobligationer*

Under en fondobligation är avkastningen och/eller återbetalningsbeloppet beroende av utvecklingen av en eller flera fonder, inklusive hedgefonder, så kallade fond i fonder (en fond i fond är en fond som investerar i en eller flera fonder), fondindex eller korgar av fonder. Fonderna kan vara svenska eller utländska och förvaltas av mer eller mindre kända fondförvaltare. Vissa av Fonderna är godkända av och står under tillsyn av relevant tillsynsmyndighet och är så kallade UCITS, andra fonder har inte godkänts av, och står inte heller under tillsyn av, relevant tillsynsmyndighet. Vidare kan fonderna vara organiserade i bolagsrättslig form. Exempel på fonder som kan vara organiserade i bolagsrättsligform är så kallade private equity fonder, hedgefonder och/eller fond i fonder. För det som benämns som fonder behöver alltså inte gälla samma skyddsregler som gäller för investeringsfonder som drivs enligt svensk rätt. Fonder och fond i fonder har olika former av placeringsinriktningar och olika grader av risker, och ett fondindex kan avse ett antal olika fonder. Placeringsinriktningen i de enskilda fonderna och annan väsentlig information kommer tydligt att redovisas i Slutliga Villkor. Vidare är det viktigt att notera att i vissa fonder eller fond i fonder kan likviditeten vara begränsad eller saknas liksom antalet inlösentillfällen under ett år, vilket är av intresse för investeraren eftersom Emittenten kommer att se till att motsvarande eller liknande begränsningar återspeglas i obligationen.

### *Råvaruobligationer*

En råvaruobligation är en obligation vars avkastning eller återbetalning av investerat belopp är beroende av värdet på en eller flera råvaror, ett råvaruindex eller en korg av råvaror och/eller råvaruindex eller aktuellt jämförelsetal för den underliggande tillgången. Exempel på råvaror som kan bli aktuella är el, olja, guld, utsläppsrätter, aluminium, koppar och zink.

### *Valutaobligationer*

En valutaobligation är en obligation vars avkastning eller betalning av investerat belopp, helt eller delvis, är beroende av värdet av en eller flera valutor och/eller valutapar eller korgar av desamma eller aktuellt jämförelsetal för den underliggande valutan och/eller växelkurser för en eller flera valutor i förhållande till andra. Värdet av en eller flera valutor eller aktuella växelkurser kan erhållas genom referens till spot- eller terminskurser och kan genereras från officiella källor såsom Europeiska centralbankens fixing eller liknande, men även genom privata avslut på valutamarknaden eller genom att ett antal fristående banker beräknar den aktuella kursen.

### *Indexobligationer*

Under en indexobligation är avkastningen och/eller återbetalningsbeloppet beroende av utvecklingen av ett eller flera index eller korgar av index. Placeringsinriktningen under en indexobligation kan vara inriktad mot vissa marknader, branscher eller vissa tillgångsslag. Exempel på index som kan bli aktuellt är exempelvis olika fastighetsindex, råvaruindex, aktieindex, inflationsindex och index för andra tillgångsslag.

### *Egna sammansatta index*

Nordea-koncernen kan också ta del i att skapa, strukturera och underhålla indexportföljer och indexstrategier (och kan även agera indexsponsor i förhållande därtill) (gemensamt ”**Egna Sammansatta Index**”). Sådana index beräknas av en extern beräkningsagent i enlighet med de regler som beskriver metoden för att beräkna dessa Egna Sammansatta Index (”**Reglerna**”).

Reglerna i sin helhet och information om ett index utveckling kommer att finnas fritt tillgängliga på den relevanta Emittentens eller på indexsponsorns webbsida. Tillämpliga regler (vilket innefattar hur man väljer och balanserar ett index beståndsdelar, en beskrivning av marknadsstörande händelser och eventuellt tillämpliga justeringsregler) kommer att vara baserade på förutbestämda och objektiva kriterier.

Per datumet för detta Grundprospekt tillhandahålls följande index av juridiska personer som agerar tillsammans med, eller på uppdrag av, Emittenterna eller deras närstående:

<b>Index Ticker</b>	<b>Namn på Index</b>	<b>Indexsponsor</b>	<b>Valuta</b>	<b>Sponsors webbsida</b>
NQNDMOT	NASDAQ Nordea SmartBeta Momentum Sweden TR Index	NASDAQ	SEK	www.nasdaq.com
NDNOVOT	NASDAQ Nordea SmartBeta Volatility Sweden TR Index	NASDAQ	SEK	www.nasdaq.com
NDNODIT	NASDAQ Nordea SmartBeta Dividend Sweden TR Index	NASDAQ	SEK	www.nasdaq.com

#### 4. **Värdeutvecklingsstrukturer – en beskrivning**

De nedan beskrivna värdeutvecklingsstrukturerna avgör hur utvecklingen av de underliggande tillgångar som beskrivits för respektive lånetyp under punkt 3 ovan påverkar avkastning eller återbetalning för Lån. Nedan angivna värdeutvecklingsstrukturer kan kombineras med flera av de uppräknade typerna av Lån. Strukturade Lån kan i många fall till sin funktion motsvara kombinationer av flera olika typer av traditionella instrument som till exempel en obligation kombinerad med en aktie, fondandel och/eller ett derivatinstrument. Värdet på ett strukturerat Lån påverkas av värdet på den underliggande tillgången eller aktuellt jämförelsetal. Värdet på underliggande tillgång fastställs i vissa fall vid flera tillfällen under löptiden för Lånet och i vissa fall endast i slutet av ett Låns löptid. Utvecklingen kan vara både positiv och negativ för investeraren. Investerarens rätt till avkastning och i förekommande fall återbetalning är således beroende av referenstillgångens värdeutveckling och tillämplig värdeutvecklingsstruktur. Aktuell värdeutveckling liksom avkastning och återbetalningsbelopp kommer att meddelas fordringshavare i enlighet med Allmänna och Slutliga Villkor.

Nedan beskrivna värdeutvecklingsstrukturer är ett urval av de vanligaste strukturerna. Dessa strukturer kan kombineras, varieras och användas i sin helhet eller endast delvis.

Lånens Återbetalningsbelopp kan vara en kombination av ett fast belopp ("**Basåterbetalningsbelopp**") och ett eller flera tilläggsbelopp ("**Tilläggsbelopp**") vilka fastställs i enlighet med en eller flera av de värdeutvecklingsstrukturer som specificeras nedan.

Tilläggsbeloppet kan komma att adderas till, eller subtraheras från, Basåterbetalningsbeloppet i syfte att beräkna Återbetalningsbeloppet som ska betalas vid förfallodagen, och kan vara negativt. Som en följd kan en Innehavare under vissa förhållanden erhålla ett mindre belopp än Lånens Kapitalbelopp vid dess slutliga återbetalning. De Slutliga Villkoren specificerar vilken av värdeutvecklingsstrukturerna som är tillämplig på respektive Serie av Lån.

##### *"Basket Long" och "Basket Short"-strukturer*

Basstrukturen för att beräkna värdeutvecklingen på ett strukturerat Lån är beroende av förändringen mellan start- och slutkurs för en eller flera Referenstillgångar (en samling Referenstillgångar hädanefter en "**Korg**"). För att minska risken för att tillfälliga värdeförändringar ger ett missvisande beräkningsunderlag vid beräkningen av ett Låns slutvärde, fastställs slutvärdet ofta som ett genomsnitt av referenstillgångens värde eller jämförelsetal vid ett antal mätpunkter under en bestämd tidsperiod (d.v.s. man mäter värdet vid flera värderingsdagar under Lånets löptid). Det förekommer dock att det endast finns en mätpunkt av ett värde eller ett jämförelsetal under löptiden. I en "Basket Long"-struktur kommer en positiv värdeutveckling hos Referenstillgångarna i Korgen att ha en positiv effekt på avkastningen i Lånet. I en "Basket Short"-struktur kommer däremot en positiv värdeutveckling hos Referenstillgångarna i Korgen att ha en negativ inverkan på återbetalningsbeloppet i Lånet.

Värdeutvecklingen för en enskild Referenstillgång eller för en Korg kan ha ett golv som sätter en lägstanivå för värdeutvecklingen, eller ett tak, som sätter en högstanivå för värdeutvecklingen. "Basket Long" och "Basket Short"-strukturerna utgör byggstenar som återfinns i många andra värdeutvecklingsstrukturer.

##### *"Barriär"-struktur*

Denna struktur bygger på en fastslagen kurs som ersätter slutkursen, om värdeutvecklingen för Korgen uppnår och/eller överstiger ett kurstag (en "Barrier Outperformance"-struktur) eller understiger ett



kursgolv (en "Barrier Underperformance"-struktur). Strukturen kan också vara kopplad till värdeutvecklingen för den eller de Referenstillgångar som varit bäst eller sämst istället för att basera utvecklingen på Korgen som helhet.

#### *"Autocall"-struktur*

Avkastningen i en autocall-struktur är beroende av (i) Korgens avkastning, (ii) olika barriärnivåer och (iii) räntan (om tillämpligt), på sätt som beskrivs nedan.

Förtida inlösen sker om värdeutvecklingen i Korgen på en Observationsdag är lika med eller högre än en specifik inlösenbarriärnivå, varvid det nominella beloppet och en på förhand bestämd kupong (om tillämpligt), betalas ut till investerarna.

Om Korgens avkastning understiger riskbarriärnivån på en Riskbarriärobservationsdag, kommer Återbetalningsbeloppet att vara lika med Lånets Basåterbetalningsbelopp och ett Tilläggsbelopp vilket kommer vara lika med Lånens Kapitalbelopp multiplicerat med Deltagandegraden och det lägre av Korgens avkastning på Värderingsdagen och en förutbestämd högsta avkastning på Korgen.

Om Korgens avkastning överstiger eller är lika med Riskbarriärnivån på alla Riskbarriärobservationsdagar, kommer Återbetalningsbeloppet att vara lika med Lånets Basåterbetalningsbelopp och ett Tilläggsbelopp vilket kommer vara lika med Lånens Kapitalbelopp multiplicerat med Deltagandegrad 2 och det högre av en förutbestämd lägsta avkastning på Korgen och Korgens avkastning på Värderingsdagen.

För att avgöra om den underliggande tillgången i Lånet överstiger en Barriärnivå, Riskbarriärnivå eller Kupongbarriär, används speciella fixingmetoder och andra metoder (t.ex. worst of, best of, eller momentum) för att avgöra tillgångens vikt i Korgen.

Lånen kan generera en avkastning (även kallad "Kupong"). Kupongen konstrueras på ett av följande sätt:

Om kupongen är en så kallad "Flat" kommer Kupongen att bestå av Lånets Kapitalbelopp multiplicerat med den relevanta Kupongnivån.

Om Kupongen är en "Memory", kommer Kupongen att baseras på de Kuponger som redan har betalats ut under Lånets löptid. Kupongen utgörs av Lånens Kapitalbelopp multiplicerat med Kupongnivån och det antal föregående kupongdagar (fram till den nuvarande ränteförfallodagen) för vilka Kupong inte har betalats.

Om kupongen är en så kallad "Plus Flat" utgörs den av Lånets Kapitalbelopp multiplicerat med den högre av avkastningen på Korgen och kupongnivån.

Om kupongen är en "Plus Memory" uppgår den till Lånets Kapitalbelopp multiplicerat med det högsta av: (a) kupongnivån och multiplicerat med det antal kupongdagar (fram till den nuvarande ränteförfallodagen) för vilka kupong inte har betalats; och (b) avkastningen på Korgen.

Om "Best of/Worst of Modifierare" (såsom beskrivs nedan) tillämpas på Autocall-strukturen kommer Tilläggsbeloppet (och eventuellt förtida Återbetalningsbelopp) baseras på stängningskursen för den Referenstillgång som utvecklats Nth bäst, istället för på Korgen som helhet. Värdet på N kommer specificeras i Slutliga Villkor.

#### *"Autocallable rate"-struktur*

Om värdet på en underliggande Referensnivå antingen utvecklas bättre eller sämre än en förutbestämd barriärnivå specificerad i de relevanta Slutliga Villkoren ("Autocall-villkoret"), kommer lånen att inlösas i förtid. Om Autocall-villkoret inte uppfylls före den slutliga Värderingsdagen inlöses Lånen på Återbetalningsdagen.

#### *"Replacement Basket"-struktur*

I en Replacement Basket-struktur ersätts avkastningen som genereras av vissa Referenstillgångar med ett på förhand bestämt värde. Värdeutvecklingen för respektive Referenstillgång mäts i slutet av Lånets löptid och värdeutvecklingen baseras på varje Referenstillgångs procentuella avkastning. Avkastningen

för de Referenstillgångar som utvecklats bäst ersätts med en på förhand bestämd procentsats för att kunna fastställa Korgens avkastning.

#### *"Locally Capped Basket"-struktur*

Med en Locally Capped Basket-struktur tillämpas ett tak för värdeutvecklingen för varje enskild Referenstillgång angivet som ett i förväg bestämt procentuellt värde.

#### *"Rainbow"-struktur*

I Rainbow-strukturen bestäms Referenstillgångarnas viktning på förfallodagen enligt vad som bestämts på förhand. Varje Referenstillgång mäts separat på förfallodagen och rangordnas beroende på respektive enskild tillgångs värdeutveckling. Referenstillgångens vikt i Korgen bestäms av vad som framgår i Slutliga Villkor. Beroende på förhållandet mellan rangordningen mellan respektive Referenstillgång och dess vikter, kan strukturen öka eller minska det relativa tillskottet som antingen de Referenstillgångar med bäst eller sämst värdeutveckling har på Återbetalningsbeloppets storlek.

#### *"Booster"-struktur*

Avkastningen för Booster-strukturen kan vara antingen positiv eller negativ, beroende på värdeutvecklingen för underliggande Referenstillgångar(na). Avkastningen kommer att adderas till, eller subtraheras från, Lånets Kapitalbelopp för att få fram det relevanta Återbetalningsbeloppet som betalas ut på Återbetalningsdagen. Som konsekvens av detta kan Fordringshavarna under vissa omständigheter erhålla ett belopp som understiger Kapitalbeloppet som slutligt Återbetalningsbelopp. Booster-strukturer kan också ha olika deltagandegrader beroende på Referenstillgångarnas värdeutveckling, om dessa är positiva eller negativa. Detta kan öka eller minska fordringshavarnas exponering mot Referenstillgångarnas värdeutveckling.

#### *"Twin Win"-struktur*

Tilläggsbeloppet beräknas på ett liknande sätt som för "Basket Long"-strukturen – om Korgens värdeutveckling är positiv kommer även Tilläggsbeloppet att vara positivt. Även om Korgens värdeutveckling är negativ, men över en förutbestämd Barriärnivå, kommer Tilläggsbeloppet att vara positivt. Om Korgens värdeutveckling är negativ och under Barriärnivån kommer även Tilläggsbeloppet vara negativt och Återbetalningsbeloppet kommer därmed understiga Lånets Kapitalbelopp.

#### *"Riskbarriär"-struktur*

Riskbarriär-strukturen ger en positiv eller negativ avkastning beroende på Korgens avkastning jämfört med både: (i) Korgens Startvärde på den slutliga Värderingsdagen och (ii) en förutbestämd barriärnivå på vissa dagar under Lånens löptid.

#### *"Bonus Booster"-strukturer*

Bonus Booster-strukturen liknar den grundläggande Booster-strukturen ovan, men avviker på så sätt att en i förtid bestämd bonusutbetalning sker på Lånets förfallodag om värdeutvecklingen i Korgen inte på den eller de relevanta Värderingsdagarna understigit den relevanta barriärnivån.

#### *"Periodsumme"-struktur*

Avkastningen i en Periodsumme-struktur utgörs av den aggregerade summan av de vissa relativa (procentuella) förändringarna för tillgångarna i Korgen avseende ett antal förutbestämda värderingsperioder under Lånets löptid.

Periodsumme-strukturen har också några specifika funktioner som kan tillämpas nämligen:

- de relativa förändringarna i Korgen beräknat för var och en av de i Korgen ingående Referenstillgångarna kan begränsas av ett tak och/eller ett golv, för varje enskild värderingsperiod.
- Summan av Korgens förändringar kan också bli föremål för ett s.k. globalt tak eller ett globalt golv.

Strukturen kan också innehålla en så kallad inlåsningsfunktion. Inlåsningsfunktionen innebär att om den aggregerade avkastningen på en värderingsdag har nått en fördefinierad inlåsningsnivå kommer Återbetalningsbeloppet att bestämmas utifrån minst sådan nivå. Det finns många olika inlåsningsnivåer, och det finns ingen garanti för att en viss nivå kommer att nås under Lånets löptid.

#### *"Omvänd periodsumme"-struktur*

I en omvänd periodsumme-struktur beräknas Återbetalningsbeloppet baserat på en i förväg bestämd procentsats minus den aggregerade relativa förändringen i den underliggande Korgen för ett antal förutbestämda värderingsperioder under Lånets löptid.

#### *"Ersättande periodsumme"-struktur*

På samma sätt som en vanlig periodsumme-struktur, är avkastningen vid en ersättande periodsumme-struktur lika med summan av Korgens värdeutvecklingar under relevanta delperioder. Till skillnad från en vanlig periodsumme-struktur, som ofta har tak och/eller golv på de i Korgen ingående Referenstillgångarna, ersätter den här strukturen istället avkastningen för ett visst antal bäst utvecklade värderingsperioder, med ett i förtid bestämt värde.

#### *"Omvänd ersättande periodsumme"-struktur*

Den omvända ersättande periodsumme-strukturen är en variant av den grundläggande ersättande periodsumme-strukturen, men den ersätter istället värdeutvecklingen vid ett visst antal av de bästa värderingsperioderna, med ett i förtid bestämt värde.

#### *"Rainbow ersättande periodsumme"-struktur*

Rainbow ersättande periodsumme-struktur består av ett Lån där vikten av respektive Referenstillgång i Korgen fastställs efter det att respektive Referenstillgångs värdeutveckling blivit känd. Den underliggande tillgången som har bäst värdeutveckling erhåller även den högsta vikten och så vidare. Värdeutvecklingen för varje enskild Referenstillgång beräknas på samma sätt som för den grundläggande periodsumme-strukturen och representerar summan av de förändringar som skett i varje underliggande Referenstillgång och för varje värderingsperiod under Lånets löptid.

#### *"Omvänd konvertibel"-struktur*

Omvänd konvertibel-struktur är ett strukturerat Lån där räntebetalningarna inte har någon koppling till Korgens värdeutveckling. Vid den slutliga Återbetalningsdagen kommer istället den del av kapitalbeloppets som återbetalas baseras på Korgens värdeutveckling.

Om det sammanlagda värdet på Korgens värdeutveckling är positivt, kommer Återbetalningsbeloppet att vara lika med Lånets Kapitalbelopp.

Om det sammanlagda värdet på Korgens värdeutveckling understiger en viss tröskel, kommer Återbetalningsbeloppet att vara lika med Lånets Kapitalbelopp, minskat med ett belopp motsvarande Lånets Kapitalbelopp multiplicerat med deltagandegraden och Korgens värdeutveckling.

#### *"Omvänd konvertibel riskbarriär"- struktur*

Strukturen utgår från den omvända konvertibel-strukturen som beskrivits ovan. Dock baseras Återbetalningsbeloppet som eventuellt kan komma att understiga Kapitalbeloppet på en i förtid bestämd barriärnivå, vilket avläses under vissa i förväg bestämda dagar under Lånets löptid.

Om Korgens värdeutveckling understiger den i förtid bestämda barriärnivån på någon av värderingsdagarna, samt understiger den relevanta strikenivån på den slutliga värderingsdagen, kommer Lånets Kapitalbelopp inte att återbetalas fullt ut. Istället baseras Återbetalningsbeloppet på Korgens värdeutveckling och kommer att beräknas som Kapitalbeloppet minskat med Lånets Kapitalbelopp multiplicerat med Deltagandegrad och relevant Korgutdelning.

I alla andra situationer kommer Lånens Kapitalbelopp att återbetalas fullt ut.

#### *""Best of/Worst of" Reverse Convertible"-struktur*

Strukturen utgår från den omvända konvertibel riskbarriär-strukturen. Dock baseras det möjliga minskade Återbetalningsbeloppet på den Referenstillgång som haft sämst värdeutveckling. Värdeutvecklingen av referenstillgångarna avläses separat och Lånets Återbetalningsbelopp baseras sedan på den Referenstillgång med Nth bäst värdeutveckling.

#### *"Up and In Option"-struktur*

Up and In Option-strukturen är en option med barriärstruktur. Strukturen har antingen en enskild Referenstillgång som underliggande tillgång eller en Korg med Referenstillgångar. På Återbetalningsdagen erhåller Fordringshavare Kapitalbelopp plus ett Tilläggsbelopp, med hänsyn tagen till ett förutbestämt minimibelopp, som baseras på huruvida Korgen under Lånets löptid haft en utveckling vid någon Värderingsdag som är lika med eller högre än den i förtid bestämda barriärnivån.

#### *"Up and Out Option"-struktur*

Up and Out Option-strukturen är en option med barriärstruktur. Strukturen har antingen en enskild Referenstillgång som underliggande tillgång eller en Korg med Referenstillgångar. På Återbetalningsdagen erhåller Fordringshavare Kapitalbelopp plus ett Tilläggsbelopp som baseras på huruvida Korgen under Lånets löptid haft en värdeutveckling vid någon Värderingsdag som är lika med eller högre än den i förtid bestämda barriärnivån. Om Korgens värdeutveckling på någon Värderingsdag når barriärnivån, kommer Tilläggsbeloppet att vara det högre av Korgens avkastning och ett förutbestämt belopp.

#### *"Down and Out Basket Option"-struktur*

Strukturen är en option med en barriär. Strukturen har en enskild Referenstillgång, eller en Korg av Referenstillgångar, som underliggande tillgång. På Återbetalningsdagen erhåller Fordringshavare Kapitalbeloppet och ett Tilläggsbelopp för det fall ingen underliggande Referenstillgång vid någon Värderingsdag noterats på eller över barriärnivån. Om barriärnivån nås vid någon Värderingsdag kommer inget Tilläggsbelopp utgå. "Worst of Down and Out Basket Option"-strukturen är en liknande struktur men Tilläggsbeloppet baseras på den Referenstillgång som har sämst utveckling istället för hela Korgen.

#### *"Worst of Digital Memory Coupon"-struktur*

Strukturen är en memorystruktur där utbetalning är villkorad av att att Referenstillgångarna överstiger vissa i förtid bestämda barriärnivåer på ett antal efterföljande Värderingsdagar.

#### *"Worst of Call Option"-struktur*

I den här strukturen exponeras fordringshavarna mot den Referenstillgång i Korgens som haft sämst värdeutveckling. Det eventuella ytterligare belopp som Fordringshavarna kan ha rätt till är det högre av noll och värdeutvecklingen av de sämsta Referenstillgångarna.

#### *"Outperformance Option"-struktur*

Outperformance Optionen erbjuder en investerare möjligheten att koppla sin avkastning till skillnaden i utveckling mellan underliggande Referenstillgångar. I en normal Korgstruktur är Tilläggsbeloppet kopplat till den absoluta värdeutvecklingen av en korg bestående av en eller flera Referenstillgångar. I en Outperformance Option-struktur är däremot avkastningen kopplad till den relativa värdeutvecklingen för två Korgar ("**Korg A**" och "**Korg B**") istället för den absoluta värdeutvecklingen för endera Korg. Korgarna kan vara antingen två "long baskets", två "short baskets" eller en "long basket" och en "short basket".

#### *Kreditobligationer*

En kreditobligation ("**CLN**") är ett Lån där Återbetalningsbeloppet, och i förekommande fall Räntebetalningarna, bestäms av huruvida det inträffar en Kredithändelse i förhållande till vissa utvalda åtaganden för ett antal Referensbolag. En Kredithändelse är en bolagshändelse som typiskt sett försätter en kreditgivare i ett sämre läge, t.ex. konkurs, betalningsinställelse eller skuldrekonstruktion (t.ex.

sänkning av framtida kupongbetalningar eller förlängning av återbetalningsperioden). Därutöver är ränte- och återbetalningar beroende av Referensbolagets förmåga att betala ränta och kapitalbelopp på sina utestående skuldförbindelser.

Om en Kredithändelse inträffar för ett Referensbolag ska det nominella beloppet för beräkning av Återbetalningsbeloppet, och i förekommande fall Räntebetalningar, reduceras. Minskningen av det nominella beloppet kan beräknas utifrån marknadsnivåer eller förutbestämda fasta nivåer. Om fasta nivåer används kan denna vara noll.

Ränta på en CLN betalas typiskt sett löpande men kan också betalas vid den slutliga återbetalningsdagen. Råntan kan men behöver inte vara beroende av förekomsten av Kredithändelser.

En distinktion kan göras mellan tre huvudsakliga typer av CLN-strukturer:

- (a) Non-tranched CLN;
- (b) Tranched CLN;och
- (c) Nth-to-Default / Nth & Nth+1-to-Default CLN.

För Tranched CLN och Non-tranched CLN är Återbetalningsbeloppet och i förekommande fall Räntebetalningarna baserade på de viktade förlusterna i samma eller olika portföljer av Referensbolag vilka är en följd av en eller flera Kredithändelser.

För så kallade Nth-to-Default och Nth & Nth+1-to-Default CLN är Återbetalningsbeloppet och i förekommande fall Räntebetalningarna baserade på antalet och möjligen ordningen på Kredithändelser i samma referensportfölj.

För Tranched CLN kan förekomsten av en Kredithändelse antingen helt sakna påverkan på återbetalningen eller ha en oproportionerligt stor påverkan på återbetalningen (och i förekommande fall räntebetalningar), beroende på den specifika strukturen.

För Non-tranched CLN kommer en minskning av det nominella beloppet på grund av en Kredithändelse att påverkar framtida återbetalning, och i förekommande fall räntebetalningar. Non-tranched CLN kan också utformas så att den har en *call*- eller *put*-möjlighet, d.v.s att den kan återbetalas vid en förbestämd tidpunkt innan den slutliga återbetalningsdagen på antingen relevant Emittents eller investerarens initiativ. Dessutom kan en Non-tranched CLN innebära en eller flera tilläggsbetalningar.

För så kallade Nth-to-Default CLN kommer de första N-1 Kredithändelserna inte att ha någon påverkan på det framtida återbetalningsbeloppet, och i förekommande fall räntebetalningarna. Den Nth Kredithändelsen kommer däremot att ha en oproportionerligt stor påverkan på det framtida återbetalningsbeloppet, och i förekommande fall räntebetalningarna.

För Nth & Nth+1-to-Default CLN kommer inträffandet av Nth och Nth+1 Kredithändelsen att ha en oproportionerligt stor påverkan på det framtida återbetalningsbeloppet och i förekommande fall räntebetalningarna.

#### *”Option CLN”-struktur]*

Syftet med strukturen är att ge en investerare exponering mot kreditrisker (d.v.s. risken för att en Kredithändelse ska inträffa) inom en specifik marknad såsom europeiska eller amerikanska ”investment grade”-bolag, eller högavkastande låntagare. Exponeringen uppstår genom utgivandet av Lån kopplade till index CDS-spreadar som motsvarar kostnaden för riskhantering avseende Kredithändelser som påverkar de bolag som ingår i ett index. Index CDS-spreadar kan ses som en indikator av utvecklingen av kreditrisker på en specifik marknad i sin helhet då de typiskt sett återspeglar diversifierade portföljer av några av de mest handlade enskilda kreditexponeringarna på den relevanta marknaden. Index-baserade CDS:er är bland de mest handlade kreditderivaten och används av finansiella institut och kapitalförvaltare för hantering av risker i investeringsportföljer. Genom att använda en single option-värdeutvecklingsstruktur kan Emittenterna erbjuda strukturer varigenom investerare får fördelar av förändringar i kredit-spreadar, t.ex. om kredit-spreadar ökar till att överstiga eller sjunker till att understiga givna nivåer. Emittenterna kan också erbjuda strukturer där en investerare får fördelar av förändringar i kredit-spreadar men där den potentiella intjäningen är begränsad, t.ex. där en investerare får

fördelar om kredit-spreadar sjunker till att understiga en viss given nivå, men inte ytterligare genom att spreadarna sjunker ytterligare under denna nivå. Genom att kombinera tre eller fyra utbetalningar kan Emittenterna erbjuda ytterligare strukturer.

#### *"Digital Long and Short"-Struktur*

I en Digital Long-struktur kommer Återbetalningsbeloppet att uppgå till Kapitalbeloppet multiplicerat med en förutbestämd Kupongnivå och värdeutvecklingen i Korgen på den slutliga Värderingsdagen överstiger Korgens förutbestämda strikenivå. Om Korgens utveckling understiger strikenivån kommer Återbetalningsbeloppet att vara noll.

I en Digital Short-struktur är funktionen reverserad och Återbetalningsbeloppet är noll om utvecklingen i Korgen på den slutliga Värderingsdagen uppgår till eller överstiger tillämplig strikenivå.

Digitala strukturer kan också kombineras med best of/worst of funktionalitet, vilket betyder att värderingstidpunkterna och Återbetalningsbeloppet bestäms utifrån den Referenstillgång som haft bäst respektive sämst utveckling istället för Korgen i sin helhet.

#### *"Series of Digitals"-struktur*

Återbetalningsbeloppet i den här strukturen baseras på antalet Referenstillgångar vars värdeutveckling överstiger den i förtid bestämda barriärnivån. Såvitt gäller de Referenstillgångar som inte når barriärnivån komemr dessa inte att positivt påverka återbetalningsbeloppet.

#### *"Delta 1"-struktur*

Under en Delta 1-struktur erhåller investeraren i Lånet aktuellt värde på Referenstillgången på Återbetalningsdagen. Investeraren är fullt exponerad mot den underliggande Referenstillgångens värdeutveckling i denna typ av struktur och Lånet är inte kapitalskyddat.

#### *"Eftersträvad Volatilitet"-struktur*

Den avsedda procentsatsens exponering mot underliggande Referenstillgång(ar) ("**Exponeringen**") fastställs genom att dividera:

- (i) kortfristig historisk volatilitet för underliggande Referenstillgång(ar), med
- (ii) en eftersträvad volatilitetsnivå ("**Eftersträvad Volatilitet**"),

med förbehåll för ett på förhand bestämt tak eller golv.

När underliggande Referenstillgång(ar)s kortfristiga historiska volatilitet ökar, minskar den avsedda Exponeringen mot underliggande Referenstillgång(ar) och när underliggande Korgs kortfristiga historiska volatilitet minskar, ökar den avsedda Exponeringen mot underliggande Referenstillgång(ar).

Om kortfristig historisk volatilitet är högre än Eftersträvad Volatilitet kommer Lånens Exponering mot underliggande Referenstillgång(ar) vara mindre än 100 %. Om kortfristig historisk volatilitet är lika med Eftersträvad Volatilitet kommer Lånens Exponering mot underliggande Referenstillgång(ar) vara 100 %. Om kortfristig historisk volatilitet är lägre än Eftersträvad Volatilitet kommer Lånens Exponering mot underliggande Referenstillgång(ar) vara högre än 100 % (med förbehåll för eventuella högsta- eller lägstanivåer såsom redogjorts för ovan).

#### *Down and in Option*

En "Down and in Option" är en slags barriär-option som ger en positiv avkastning endast om utvecklingen på underliggande Referenstillgång eller Korg faller under en förutbestämd barriärnivå under Lånens löptid. Om utvecklingen av Referenstillgången eller Korgens faller under barriärnivån kommer Tilläggsbeloppet att vara positivt och om Referenstillgångens eller Korgens utveckling inte faller under barriärnivån kommer Tilläggsbeloppet att vara noll.

## *Booster Risk Barrier 2*

Booster Risk Barriär 2-strukturen är en kombination av en "at the money" call-option och en "out of the money" put-option. Lösenprisnivån för call-optionen sätts till det gällande priset för en Referenstillgång eller Korg vid datumet för utgivande av relevant Lån. Om Referenstillgångens eller Korgens värde överstiger en förutbestämd barriärnivå bestäms Tilläggsbeloppet genom att multiplicera Lånens Kapitalbelopp med Deltagandegraden och Korgavkastningen (beräknat enligt metoden för att beräkna "Basket Long" enligt ovan). Lösenprisnivån för put-optionen sätts till ett belopp understigande gällande pris för en Referenstillgång eller Korg vid datumet för utgivande av relevant Lån. Om värdet på sådan Referenstillgång eller Korg sjunker till att understiga den specificerade barriärnivån bestäms Tilläggsbeloppet genom att multiplicera Lånens Kapitalbelopp med Deltagandegraden 2 och Korgavkastningen (beräknat enligt metoden för att beräkna "Basket Short" enligt ovan).

### *Valutakomponenter*

Korgens värdeutveckling eller värdeutvecklingen hos individuella Referenstillgångar som beräknas enligt de strukturer som anges ovan kan också komma att multipliceras med en viss angiven valutakurs i syfte att nå det slutliga återbetalningsbeloppet, vilket kommer att reflektera förändringar i relevanta valutakurser under Lånets löptid.

### *Best of/Worst of Modifier*

Samtliga ovan nämnda värdeutvecklingsstrukturer kan också modifieras på sådant sätt att värderingar, observeringar och återbetalningsbelopp kan komma att bestämmas utifrån den Nth bästa (eller sämsta) Referenstillgången, där värdet på N kommer att anges i de Slutliga Villkoren.

*Lookback Startkurs Modifier:* Om Lookback Startkurs Modifier är tillämpligt på Lånen kommer Tilläggsbeloppet för Lånen att beräknas med hänvisning till antingen den högsta eller den lägsta Startkursen (vid inledandet av en Värderingsperiod) för relevant Korg eller Referenstillgång, såsom närmare anges i Slutliga Villkor.

*Lookback Slutkurs Modifier:* Om Lookback Slutkurs Modifier är tillämpligt på Lånen kommer Tilläggsbeloppet för Lånen att beräknas med hänvisning till antingen den högsta eller den lägsta Slutkursen (vid utgången av en Värderingsperiod) för relevant Korg eller Referenstillgång, såsom närmare anges i Slutliga Villkor.

*Lock-in Modifier:* Om Lock-in Modifier tillämpas baseras Tilläggsbeloppet för en eller flera av värdeutvecklingsstrukturerna ovan på "Lock-in"-korgens avkastning istället för Korgens avkastning. "Lock-in"-korgens avkastning" är den högsta korgavkastningen på en Värderingsdag.

*Lock-in Korggolv:* Om Lock-in Korggolvet tillämpas och om Korgavkastningen överstiger Barriärnivån på en Värderingsdag, ska Korgavkastningen ersättas med det högre av Korgavkastningen och en förutbestämd lägsta Korgavkastningsnivå för att bestämma Tilläggsbeloppet i enlighet med relevant värdeutvecklingsstruktur.

### *Kombination av strukturer*

Relevant Emittent kan kombinera ovan värdeutvecklingsstrukturer med varandra genom att tillämpa olika värdeutvecklingsstrukturer för olika Referenstillgångar i en Korg eller för olika under-Korgar, eller genom att tillämpa olika värdeutvecklingsstrukturer beroende på huruvida Korgens avkastning har överskridit vissa på förhand fastställda barriärnivåer under Lånens löptid.

## **5. Övriga faktorer som kan påverka storleken på återbetalning eller avkastning under ett Lån**

De ovan beskrivna lånetyperna och värdeutvecklingsstrukturerna kan komma att kombineras med någon eller några av nedan angivna faktorer. Dessa faktorer kan komma att påverka en investerares risk och storleken på avkastning och/eller återbetalningsbelopp under ett Lån.

### *Absoluta tal eller procentuella förändringar*

De jämförelsetal som kan förekomma i ovan beskrivna värdeutvecklingsstrukturer för att fastställa värdeutvecklingen kan vara både absoluta tal och procenttal.

### *Förtidsinlösen*

Om ett Lån har en bestämmelse om förtidsinlösen har Emittenten rätt att återbetala Lånet i förtid om priset på en Referenstillgång eller Korg under ett Låns löptid uppnår en viss förutbestämd nivå (så kallad *call*-möjlighet) eller av andra skäl. I vissa fall kan ett i förväg bestämt förtida inlösenbelopp vara angivet. Det förekommer strukturer där investeraren har rätt att lösa Lånet i förtid för att exempelvis säkra eller realisera en eventuell positiv värdeutveckling i Referenstillgången (så kallad *put*-möjlighet). Huruvida *call*- eller *put*-möjlighet förekommer kommer tydligt att redovisas i Slutliga Villkor.

### *Deltagandegrad*

Strukturen på Lånen kan innehålla en deltagandegrad som bestämmer exponeringen mot respektive Referenstillgång, det vill säga hur stor del av en värdeutveckling som kan tillgodoräknas investeraren i varje enskilt Lån. Deltagandegraden sätts av relevant Emittent och bestäms bland annat av löptid, volatilitet, marknadsrörelsen och förväntad avkastning för Referenstillgången. Deltagandegraden kan också variera beroende på utvecklingen av underliggande Referenstillgång(ar).

### *Över- eller underkurs*

Lån kan vara utgivna till över- eller underkurs, vilket innebär att investeraren betalar mer eller mindre än nominellt belopp för Lånet. Nollkupongobligationer emitteras inte sällan till en underkurs. Strukturerade Lån emitteras ofta till en överkurs vilket innebär att investeraren betalar en premie för att erhålla en jämförelsevis större del av en Referenstillgångs värdeutveckling. Skillnaden mellan betalat belopp och Lånets nominella belopp, den så kallade överkursen, omfattas aldrig av en minsta återbetalningsfunktion i ett Lån.

### *Multiplikator och hävstångseffekter*

I vissa strukturerade Lån ingår en multiplikator med vilken värdeutvecklingen för en Referenstillgång multipliceras, vilket ger investeraren möjlighet till ökad avkastning i förhållande till investerat belopp. En hög multiplikator betingar ofta en högre premie i form av att Lånet emitteras till en överkurs. Multiplikatorn innebär en snabbare förlust av investerat kapital i händelse av en ogynnsam utveckling i Referenstillgången. Lån med multiplikator innehåller alltid ett golv vilket innebär att om värdeutvecklingen är negativ för investeraren så är den nedre gränsen noll.

Hävstångsstrukturer erbjuder, genom belåning i den underliggande portföljen av Referenstillgångar, en högre exponering mot den underliggande tillgången än vad storleken på det investerade kapitalet annars skulle tillåta. Hävstång skapas ofta genom att tillämpa en deltagandegrad eller gearingfaktor vilket ger en exponering på mer än 100 procent av de Underliggande Referenstillgångarna. Belåningsgraden kan i vissa fall variera över tiden enligt en fördefinierad mekanism. En dylik mekanism kan även syfta till att hålla belåningsgraden och/eller exponeringen mot Referenstillgångarna inom vissa gränser.

### *Valutaelement*

Om Referenstillgångens valuta är en annan än Lånets valuta, kan investerare vara exponerade för en valutarisk i förhållande till växelkursen mellan Lånets och Referenstillgångens valuta.

Alternativt, om ”*Valutakomponenter*” anges som tillämpligt på en eller flera värdeutvecklingsstrukturer som anges ovan, kan Korgavkastningen eller Referenstillgångsavkastningen justeras genom att multipliceras med en faktor som reflekterar fluktueringarna i en eller flera utländska valutakurser under relevanta uppmätta eller observerade tidsperioder.

### *”Ombalansering”*

Ombalansering är en löpande justering av förhållandet mellan exponeringen under en risktillgång och investerat kapital.

### *”Genomsnitt av värderingar”*

Vid bestämmande av startvärdet och/eller slutvärdet för varje Referenstillgång kan dessa beräknas som ett genomsnitt av de underliggande slutvärdena vid förutbestämda tidpunkter. Värden för de underliggande observationerna kan tas periodiskt (t.ex. månadsvis, kvartalsvis, halvårsvis eller årsvis).



Korgavkastningen beräknas sedan baserat på värdeutvecklingen för varje Referenstillgång under Lånets livstid, med beaktande av relevant viktning för varje Referenstillgång i Korgen.

#### *"Startnivå"*

Startkursen (såsom angiven i Slutliga Villkor) kan sättas på ett sådant vis att det initiala värde som anges för en eller flera Referenstillgångar i Korgen för mätning av den relativa värdeutvecklingen för den Referenstillgången, inte motsvarar den initiala spot-kursen på den relevanta Referenstillgången. Detta skapar Lån som kan vara så kallat *in the money* eller *out of the money* på Lånedatumet. Till exempel, om avkastningen på en Referenstillgång beräknas genom att dividera Stängningskursen för den relevanta Referenstillgången med dess strikenivå och sedan subtrahera strikenivån kommer en Startnivå över 100% att resultera i att investeraren erhåller en proportionellt mindre avkastning än den relativa värdeutvecklingen för Referenstillgången. Ett Lån som är *out of the money* på Lånedatumet kommer att resultera i att Innehavaren eventuellt erhåller en lägre avkastning än vid en direkt investering i den relevanta Referenstillgången. Motsatsvis kommer ett Lån som är *in the money* på Lånedatumet resultera i en högre potentiell avkastning än vid den direkt investering i den relevanta Referenstillgången. En generella strikenivå kan också komma att tillämpas på Korgen i sin helhet.

#### *"TOM Ackumulerande"-struktur*

En TOM Ackumulerande-struktur speglar en investering i en specifik Referenstillgång som endast är gjord under en begränsad tidsperiod under varje kalendermånad. Under andra tidsperioder speglar Lånen en investering med fast avkastning.

## TERMS AND CONDITIONS OF THE NOTES

*The following are the Terms and Conditions of the Notes which (subject to completion in the relevant Final Terms) will be applicable to each Series of Notes.*

### PART 1: – GENERAL CONDITIONS

The Notes are issued in accordance with a fiscal agency agreement, (as amended and/or restated and/or replaced from time to time, the "**Fiscal Agency Agreement**") dated 19 December 2014 and made between Nordea Bank AB (publ), ("**NBAB**"), Nordea Bank Finland Plc ("**NBF**"), Citibank, N.A., London Branch in its capacity as fiscal agent (the "**Fiscal Agent**", which expression shall include any successor to Citibank, N.A., London Branch in its capacity as such), Citibank, N.A. acting through its New York office as registrar (the "**Registrar**" in relation to any Series of Notes except Swedish Notes, which expression shall include any successor to Citibank, N.A. in its capacity as such), certain financial institutions named therein in their capacity as paying agents (the "**Paying Agents**", which expression shall include the Fiscal Agent and any substitute or additional paying agents appointed in accordance with the Fiscal Agency Agreement), Citibank N.A. Zurich as Swiss paying agent (the "**Swiss Paying Agent**"), which expression shall include any successor to Citibank N.A. Zurich in its capacity as such), Nordea Bank Danmark A/S in its capacity as issuing agent for VP Notes (as defined below) (the "**VP Issuing Agent**"), Nordea Bank Norge ASA in its capacity as Norwegian paying agent for VPS Notes (the "**VPS Paying Agent**"), Nordea Bank AB (publ) in its capacity as Swedish issuing agent for Swedish Notes (the "**Swedish Issuing Agent**") and Nordea Bank Finland Plc in its capacity as Finnish issuing agent for Finnish Notes (the "**Finnish Issuing Agent**"). The Notes have the benefit of a deed of covenant (the "**Deed of Covenant**") dated 19 December 2014 (as amended and/or restated and/or replaced from time to time), executed by NBAB and NBF in relation to the Notes. Copies of the Fiscal Agency Agreement and the Deed of Covenant are available for inspection at the specified office of each of the Paying Agents and the Registrar. All persons from time to time entitled to the benefit of obligations under any Notes shall be deemed to have notice of and to be bound by all of the provisions of the Fiscal Agency Agreement and the Deed of Covenant insofar as they relate to the relevant Notes. References in these Terms and Conditions to the "**Issuer**" are to whichever of NBAB or NBF is specified as the issuer in the applicable Final Terms.

The Notes are issued in series (each a "**Series**") made up of one or more tranches (each a "**Tranche**"), and each Tranche will be the subject of a final terms (each a "**Final Terms**") a copy of which, in the case of a Series in relation to which application has been made for admission to listing on the Official List of the Irish Stock Exchange and to trading on its regulated market, will be filed with the Irish Stock Exchange and will be available for inspection at the specified office of each of the Fiscal Agent or, as the case may be, the Registrar on or before the date of issue of the Notes of such Series.

Notes may be denominated in Swiss Francs and cleared through SIS ("**Swiss Franc Notes**" and the "**SIS**"), or settled through the Danish Securities Centre, VP Securities A/S ("**VP Notes**" and the "**VP**", respectively), the Norwegian Central Securities Depository which will be Verdivapirsentralen ASA ("**VPS Notes**" and the "**VPS**", respectively), the Swedish Central Securities Depository which will be the Swedish Central Securities Depository and Clearing Organisation Euroclear Sweden AB, incorporated in Sweden with Reg. No. 556112-8074 ("**Swedish Notes**" and "**Euroclear Sweden**", or through the Finnish Central Securities Depository which will be Euroclear Finland Ltd, incorporated in Finland with Reg. No. 1061446-0, ("**Finnish Notes**" and "**Euroclear Finland**").

Swiss Franc Notes will be issued in bearer form and will be represented exclusively by a permanent global Note which shall be deposited by the Swiss Paying Agent with SIS, or such other depository as may be approved by the SIX Regulatory Board of the SIX Swiss Exchange. For the purposes of Swiss Franc Notes, references in these Conditions to "**Euroclear**" and/or "**Clearstream, Luxembourg**" shall be construed as including references to SIS, which expression shall include any other clearing institution recognised by the SIX Swiss Exchange with which the Permanent Global Note may be deposited from time to time), which shall be considered an additional or alternative clearing system for the purposes of these Conditions.

The VP Notes will be registered in uncertificated and dematerialised book entry form with the VP. VP Notes registered in the VP are negotiable instruments and not subject to any restrictions on free negotiability under Danish law.

As the VP Notes will be in uncertificated and dematerialised book entry form, the Terms and Conditions of the VP Notes shall be deemed to be incorporated by reference in, and to form part of, the Deed of Covenant by which the VP Notes are constituted.

The VPS Notes will be registered in uncertificated and dematerialised book entry form with the VPS. VPS Notes registered in VPS are negotiable instruments and not subject to any restrictions on free negotiability under Norwegian law.

As the VPS Notes will be in uncertificated and dematerialised book entry form, the Terms and Conditions of the VPS Notes shall be deemed to be incorporated by reference in, and to form part of, the Deed of Covenant by which the VPS Notes are constituted.

A registrar agreement dated on or about 16 April 2013 (as amended, supplemented or replaced from time to time, the "**VPS Registrar Agreement**") has been entered into between the Issuer and the VPS Paying Agent in relation to the VPS Notes.

The registrar in respect of any Series of Swedish Notes will be Euroclear Sweden (the "**Swedish Registrar**") in accordance with the Swedish Financial Instruments Accounts Act (*lag (1998:1479) om kontoföring av finansiella instrument*) as amended (the "**SFIA Act**").

The Swedish Notes will be registered in uncertificated and dematerialised book entry form with Euroclear Sweden. Swedish Notes registered in Euroclear Sweden are negotiable instruments and not subject to any restrictions on free negotiability under Swedish law.

As the Swedish Notes will be in uncertificated and dematerialised book entry form, the Conditions of the Swedish Notes shall be deemed to be incorporated by reference in, and to form part of, the Deed of Covenant by which the Swedish Notes are constituted.

The Finnish Notes will be registered in uncertificated and dematerialised book entry form with Euroclear Finland. Finnish Notes registered in Euroclear Finland are negotiable instruments and not subject to any restrictions on free negotiability under Finnish law.

As the Finnish Notes will be registered on behalf of the Holder on a securities account pursuant to the Finnish Act on the Book-Entry Securities System and Clearing Activity (Fin. *Laki arvo-osuusjärjestelmästä ja selvitystoiminnasta (749/2012)*), as amended and the Finnish Act on Book-Entry Accounts (Fin. *Laki arvo-osuustileistä (827/1991)*), as amended, no physical securities will be issued. A request for a registration measure regarding Finnish Notes shall be addressed to the account operator (the "**Account Operator**") pursuant to the Finnish Act on the Book-Entry Securities System and Clearing Activity (Fin. *Laki arvo-osuusjärjestelmästä ja selvitystoiminnasta (749/2012)*), as amended and the regulations of Euroclear Finland.

References in these Terms and Conditions (the "**Conditions**") to Notes are to Notes of the relevant Series and any references to Coupons and Receipts, both as defined below, are to Coupons and Receipts relating to Notes of the relevant Series.

## 1. **Definitions**

In these Terms and Conditions the following definitions shall apply.

**"2006 ISDA Definitions"** means the 2006 ISDA Definitions, as published by the International Swaps and Derivatives Association, Inc. and as amended and updated as at the Issue Date of the first Tranche of the Notes of the relevant Series.

**"Additional Amount(s)"** means the additional amount (or additional amounts) to be added to, or subtracted from, the Base Redemption Amount for the purposes of calculating the Redemption Amount in accordance with the relevant Conditions;

**"Additional Financial Centre(s)"** means the city or cities specified as such in the relevant Final Terms;

<b>"Adjusted Calculation Amount"</b>	means (in respect of Notes that bear credit-linked interest), the Calculation Amount as adjusted in accordance with the provisions of one of Conditions 5(h) to (k) inclusive or, in the case of all other Notes, the Original Calculation Amount.
<b>"Affected Reference Asset"</b>	a Reference Asset (or part thereof) that is affected by one or more of Market Disruption, Disruption, Calculation Adjustment, Corrections, or Extraordinary Events, Change in Law or Increased Costs. If the Reference Asset is constituted by a basket of underlying assets, Market Disruption, Market Disruption Commodity, Disruption, Calculation Adjustment, Corrections, Extraordinary Events, Change in Law or Increased Costs shall be deemed to have occurred only for such underlying asset or assets which are affected;
<b>"Autocall Condition"</b>	has the meaning given to it in Condition 5(u) ( <i>Autocallable Rate</i> );
<b>"Averaging Dates"</b>	the dates specified in the Final Terms (as adjusted in accordance with the Scheduled Trading Day Convention);
<b>"Back Stop Date"</b>	as specified in the Final Terms;
<b>"Barrier Level"</b>	means each barrier level specified in the Final Terms;
<b>"Base CPI"</b>	the value of the relevant Inflation Rate as determined at the Valuation Time on the Initial Valuation Date(s);
<b>"Base Currency"</b>	the currency in which the Reference Asset is denominated;
<b>"Base Redemption Amount"</b>	as specified in the Final Terms;
<b>"Basket(s)"</b>	means the basket(s) of Reference Assets or Reference Entities specified in the applicable Final Terms;
<b>"Basket Participation"</b>	<p>means the proportionate share of the Basket represented by each Reference Asset, determined as follows:</p> <p>If "<b>Fixed Basket Participation</b>" is specified as applicable in the Final Terms, the Basket Participation will be the fixed percentage specified in the Final Terms in relation to the relevant Reference Asset.</p> <p>If "<b>Rainbow Basket Participation</b>" is specified as applicable in the Final Terms, the Basket Participation will be determined by reference to the relative Reference Asset Return. Each Reference Asset will be assigned a ranking based on the Reference Asset Return as determined by the Issuer in accordance with the relevant performance structure specified in Condition 6(a) (<i>Redemption at Maturity</i>), and the Basket Participation of each Reference Asset will correspond to the Basket Participation shown against the relative ranking in the applicable Final Terms.</p> <p>If "<b>Replacement Cliquet Basket Participation</b>" is specified as applicable in the Final Terms, the Basket Participation will be determined by reference to the relative Replacement Cliquet Performance of the relevant Reference Asset. Each Reference Asset will be assigned a ranking based on the Replacement Cliquet Performance of the relevant Reference Asset as determined by the Issuer in accordance with Condition 6(a)(xxiii) ("<i>Rainbow Replacement Cliquet</i>" structure), and the Basket Participation of each Reference Asset will correspond to the Basket Participation</p>

shown against the relative ranking in the applicable Final Terms.

If "**Momentum Basket Participation**" is specified as applicable in the relevant Final Terms, the Basket Participation of each Reference Entity will initially be the value specified in the applicable Final Terms. Thereafter, the Basket Participation will be rebalanced on each applicable Rebalancing Date by reference to the relative Rebalancing Performance of each Reference Asset. Each Reference Asset will be assigned a ranking based on the Rebalancing Performance of the relevant Reference Asset during the period from (and including) the immediately preceding Rebalancing Date to (and including) the current Rebalancing Date, and the Basket Participation of each Reference Asset for the Rebalancing Period commencing on the current Rebalancing Date will correspond to the Basket Participation shown against the relevant ranking in the applicable Final Terms.

If "**Accumulating Rainbow Basket Participation**" is specified as applicable in the Final Terms, the Basket Participation will be determined by reference to the relative Reference Asset Return. Each Reference Asset will be assigned a ranking on the Issue Date, as specified in the applicable Final Terms, and thereafter the Basket Participation will be recalculated on each Valuation Date based on the Reference Asset Return as determined by the Issuer in accordance with the relevant performance structure specified in Condition 6(a) (*Redemption at Maturity*), and the Basket Participation of each Reference Asset for the next following Valuation Period will be reset and correspond to the Basket Participation shown against the relative ranking in the applicable Final Terms.

**"Basket Participation (Interest)"**

means the Basket Participation of each Reference Entity (Interest), determined as follows:

If "**Fixed Basket Participation (Interest)**" is specified as applicable in the Final Terms, the Basket Participation (Interest) will be the fixed percentage specified in the Final Terms in relation to the relevant Reference Entity (Interest).

If "**Rainbow Basket Participation (Interest)**" is specified as applicable in the Final Terms, the Basket Participation (Interest) will be determined by reference to the relative Reference Entity Return. Each Reference Entity (Interest) will be assigned a ranking based on the Reference Entity Return as determined by the Issuer in accordance with the relevant performance structure specified in Condition 6(a) (*Redemption at Maturity*), and the Basket Participation (Interest) of each Reference Entity (Interest) will correspond to the Basket Participation (Interest) shown against the relative ranking in the applicable Final Terms.

If "**Replacement Cliquet Basket Participation (Interest)**" is specified as applicable in the Final Terms, the Basket Participation (Interest) will be determined by reference to the relative Replacement Cliquet Performance of the relevant Reference Entity (Interest). Each Reference Entity (Interest) will be assigned a ranking based on the Replacement Cliquet Performance of the relevant Reference Entity (Interest) as determined by the Issuer in accordance with Condition 6(a)(xxiii) ("*Rainbow Replacement Cliquet*" structure), and the Basket Participation (Interest) of each Reference Entity (Interest) will correspond to the Basket Participation (Interest) shown against the relative ranking in the

applicable Final Terms.

If "**Momentum Basket Participation (Interest)**" is specified as applicable in the relevant Final Terms, the Basket Participation (Interest) of each Reference Entity (Interest) will initially be the value specified in the applicable Final Terms. Thereafter, the Basket Participation (Interest) will be rebalanced on each applicable Rebalancing Date by reference to the relative Rebalancing Performance of each Reference Entity (Interest). Each Reference Entity (Interest) will be assigned a ranking based on the Rebalancing Performance of the relevant Reference Entity (Interest) during the period from (and including) the immediately preceding Rebalancing Date to (and including) the current Rebalancing Date, and the Basket Participation (Interest) of each Reference Entity (Interest) for the Rebalancing Period commencing on the current Rebalancing Date will correspond to the Basket Participation (Interest) shown against the relevant ranking in the applicable Final Terms.

If "**Accumulating Rainbow Basket Participation (Interest)**" is specified as applicable in the Final Terms, the Basket Participation (Interest) will be determined by reference to the relative Reference Asset Return (Interest). Each Reference Asset (Interest) will be assigned a ranking on the Issue Date, as specified in the applicable Final Terms, and thereafter the Basket Participation (Interest) will be recalculated on each Interest Determination Date based on the Reference Asset Return (Interest) as determined by the Issuer in accordance with the relevant performance structure specified in Condition 6(a) (*Redemption at Maturity*), and the Basket (Interest) of each Reference Asset (interest) for the next following Interest Period will be reset and correspond to the Basket Participation (Interest) shown against the relative ranking in the applicable Final Terms.

**"Basket Strike Level"** as specified in the Final Terms;

**"Business Day"**

- (a) means in relation to any sum payable in euro, a TARGET Settlement Day and a day on which commercial banks and foreign exchange markets settle payments generally in each (if any) Additional Financial Centre; and
- (b) means in relation to any sum payable in a currency other than euro, a day on which commercial banks and foreign exchange markets settle payments generally in the Principal Financial Centre of the relevant currency and in each (if any) Additional Financial Centre.

**"Business Day Convention"** means the convention applicable for the purposes of adjusting a relevant day where the day would otherwise occur on a day which is not a Business Day. The adjustment may be made in accordance with any of the conventions listed below, and the applicable convention in respect of each Series of Notes will be specified in the relevant Final Terms;

#### **Following Business Day**

where an Interest Payment Date or another relevant date occurs on a day which is not a Business Day, it shall be deferred to the immediately following Business Day;

### **Modified Following Business Day**

where an Interest Payment Date or another relevant date occurs on a day which is not a Business Day, it shall be deferred to the immediately following Business Day unless that day would fall in the next calendar month, in which case the Interest Payment Date or another relevant date shall occur on the immediately preceding Business Day;

### **Preceding Business Day**

where an Interest Payment Date occurs on a day which is not a Business Day, it shall instead occur on the immediately preceding Business Day;

<b>"Calculation Adjustment"</b>	as specified in Part 2: <i>Additional Conditions for Certain Structured Notes</i> to these Conditions;
<b>"Calculation Agent"</b>	the agent for the Issuer specified in the relevant Final Terms;
<b>"Calculation Amount"</b>	has the meaning given in the relevant Final Terms;
<b>"Call Barrier Level"</b>	as specified in the Final Terms;
<b>"Cap Strike"</b>	means the value specified in the Final Terms;
<b>"Cap Strike Lower"</b>	means the value specified in the Final Terms;
<b>"Cap Strike Upper"</b>	means the value specified in the Final Terms;
<b>"Change in Law"</b>	as specified in Condition 9 ( <i>Change in Law</i> );
<b>"CIBOR"</b>	the Interest Rate which, (1) at or about 11.00 am Central European Time on the relevant day is published on the relevant Screen Page for the relevant period (or through such other system or on such other screen as replaces the aforementioned system or screen) or, in the absence of such quotation, the Interest Rate which (2) at the aforementioned time corresponds to (a) the arithmetic mean of the rates for deposits in DKK for the relevant period on the Copenhagen interbank market as quoted by the Reference Banks or, where only one or no such quotation is given – (b) the Issuer's determination of the Interest Rate offered by Danish commercial banks for loans in DKK for the relevant period on the Copenhagen interbank market;
<b>"Clearing System"</b>	means one or more of Euroclear, Clearstream Luxembourg, Euroclear Finland, Euroclear Sweden, VP, VPS and SIS, as specified in the applicable Final Terms;
<b>"Closing Price"</b>	the value of the relevant Reference Asset at the Valuation Time on the applicable Rebalancing Date(s), Valuation Date(s), Observation Date(s), Risk Barrier Observation Date(s) or Initial Valuation Date(s), as determined by the Issuer by reference to the price source specified in the Final Terms;
<b>"Component Security"</b>	means, in relation to an Index, each component security of the Index;
<b>"Correction"</b>	as specified in Part 2: <i>Additional Conditions for Certain Structured Notes</i> to these Conditions;
<b>"Coupon"</b>	the value specified in the relevant Final Terms;

<b>"Coupon 2"</b>	the value specified in the relevant Final Terms;
<b>"Coupon Barrier Level"</b>	each coupon barrier level specified in the relevant Final Terms;
<b>"Coupon Rate"</b>	each coupon rate as specified in the relevant Final Terms;
<b>"Credit Event"</b>	as specified in Part 3: <i>Additional Conditions for Credit-Linked Notes</i> to these Conditions;
<b>"Credit Event Ranked Weight"</b>	means the weighting assigned to the relevant Credit Event, as specified in the Final Terms;
<b>"Currency Business Day"</b>	means any day in which commercial banks are open for general business (including dealings in foreign exchange and foreign currency deposits) in the principal financial centre for the relevant currency. In respect of any transaction where the Notes and/or Reference Asset(s) are denominated in Euro, each TARGET Settlement Day shall be a Currency Business Day;
<b>"Currency Business Day Convention"</b>	means the convention applicable for the purposes of adjusting a relevant day where the day would otherwise fall on a day which is not a Currency Business Day. The adjustment may be made in accordance with any of the conventions listed under "Business Day Convention" as if references therein to a "Business Day" were references to a Currency Business Day. Unless otherwise specified in the applicable Final Terms, the Currency Business Day Convention will be the same as the Business Day Convention;
<b>"Day Count Fraction"</b>	<p>means, in respect of the calculation of an amount for any period of time (the "<b>Calculation Period</b>"), such day count fraction as may be specified in these Conditions or the relevant Final Terms and:</p> <ul style="list-style-type: none"> <li>(i) if "<b>Actual/Actual (ICMA)</b>" is so specified, means: <ul style="list-style-type: none"> <li>(a) where the Calculation Period is equal to or shorter than the Regular Period during which it falls, the actual number of days in the Calculation Period divided by the product of (1) the actual number of days in such Regular Period and (2) the number of Regular Periods in any year; and</li> <li>(b) where the Calculation Period is longer than one Regular Period, the sum of: <ul style="list-style-type: none"> <li>(A) the actual number of days in such Calculation Period falling in the Regular Period in which it begins divided by the product of (1) the actual number of days in such Regular Period and (2) the number of Regular Periods in any year; and</li> <li>(B) the actual number of days in such Calculation Period falling in the next Regular Period divided by the product of (1) the actual number of days in such Regular Period and (2) the number of Regular Periods in any year;</li> </ul> </li> </ul> </li> <li>(ii) if "<b>Actual/Actual (ISDA)</b>" is so specified, means the actual number of days in the Calculation Period divided by 365 (or, if any portion of the Calculation Period falls in a</li> </ul>



leap year, the sum of (A) the actual number of days in that portion of the Calculation Period falling in a leap year divided by 366 and (B) the actual number of days in that portion of the Calculation Period falling in a non-leap year divided by 365);

- (iii) if "**Actual/365 (Fixed)**" is so specified, means the actual number of days in the Calculation Period divided by 365;
- (iv) if "**Actual/365 (Sterling)**" is so specified, means the actual number of days in the Calculation Period divided by 365 or, in the case of an Interest Payment Date falling in a leap years, 366;
- (v) if "**Actual/360**" is so specified, means the actual number of days in the Calculation Period divided by 360;
- (vi) if "**30/360**", "**360/360**" or "**Bond Basis**" is so specified, the number of days in the Calculation Period divided by 360, calculated on a formula basis as follows:

Day Count Fraction =

$$\frac{[360 \times (Y_2 - Y_1)] + [30 \times (M_2 - M_1)] + (D_2 - D_1)}{360}$$

where:

"**Y<sub>1</sub>**" is the year, expressed as a number, in which the first day of the Calculation Period falls;

"**Y<sub>2</sub>**" is the year, expressed as a number, in which the day immediately following the last day included in the Calculation Period falls;

"**M<sub>1</sub>**" is the calendar month, expressed as a number, in which the first day of the Calculation Period falls;

"**M<sub>2</sub>**" is the calendar month, expressed as number, in which the day immediately following the last day included in the Calculation Period falls;

"**D<sub>1</sub>**" is the first calendar day, expressed as a number, of the Calculation Period, unless such number would be 31, in which case D1 will be 30; and

"**D<sub>2</sub>**" is the calendar day, expressed as a number, immediately following the last day included in the Calculation Period, unless such number would be 31 and D1 is greater than 29, in which case D2 will be 30";

- (vii) if "**30E/360**" or "**Eurobond Basis**" is so specified, the number of days in the Calculation Period divided by 360, calculated on a formula basis as follows:

$$\frac{[360 \times (Y_2 - Y_1)] + [30 \times (M_2 - M_1)] + (D_2 - D_1)}{360}$$

Day Count Fraction =

where:

"**Y<sub>1</sub>**" is the year, expressed as a number, in which the first day of the Calculation Period falls;

"**Y<sub>2</sub>**" is the year, expressed as a number, in which the day immediately following the last day included in the Calculation Period falls;

"**M<sub>1</sub>**" is the calendar month, expressed as a number, in which the first day of the Calculation Period falls;

"**M<sub>2</sub>**" is the calendar month, expressed as a number, in which the day immediately following the last day included in the Calculation Period falls;

"**D<sub>1</sub>**" is the first calendar day, expressed as a number, of the Calculation Period, unless such number would be 31, in which case D<sub>1</sub> will be 30; and

"**D<sub>2</sub>**" is the calendar day, expressed as a number, immediately following the last day included in the Calculation Period, unless such number would be 31, in which case D<sub>2</sub> will be 30; and

- (viii) if "**30E/360 (ISDA)**" is so specified, the number of days in the Calculation Period divided by 360, calculated on a formula basis as follows:

Day Count Fraction =

$$\frac{[360x(Y_2 - Y_1)] + [30x(M_2 - M_1)] + (D_2 - D_1)}{360}$$

where:

"**Y<sub>1</sub>**" is the year, expressed as a number, in which the first day of the Calculation Period falls;

"**Y<sub>2</sub>**" is the year, expressed as a number, in which the day immediately following the last day included in the Calculation Period falls;

"**M<sub>1</sub>**" is the calendar month, expressed as a number, in which the first day of the Calculation Period falls;

"**M<sub>2</sub>**" is the calendar month, expressed as a number, in which the day immediately following the last day included in the Calculation Period falls;

"**D<sub>1</sub>**" is the first calendar day, expressed as a number, of the Calculation Period, unless (i) that day is the last day of February or (ii) such number would be 31, in which case D<sub>1</sub> will be 30; and

"**D<sub>2</sub>**" is the calendar day, expressed as a number, immediately following the last day included in the Calculation Period, unless (i) that day is the last day of February but not the Redemption Date or (ii) such number would be 31, in which case D<sub>2</sub> will be 30,

**provided, however, that** in each such case the number of days in the Calculation Period is calculated from and including the first day of the Calculation Period to but excluding the last day of the Calculation Period;

**"Regular Period"** means:

- (i) in the case of Notes where interest is scheduled to be paid only by means of regular payments, each period from but excluding the Interest Commencement Date to and including the first Interest Payment Date and each successive period from but excluding one Interest Payment Date to and including the next Interest Payment Date;
- (ii) in the case of Notes where, apart from the first Interest Period, interest is scheduled to be paid only by means of regular payments, each period from but excluding a Regular Date falling in any year to and including the next Regular Date, where **"Regular Date"** means the day and month (but not the year) on which any Interest Payment Date falls; and
- (iii) in the case of Notes where, apart from one Interest Period other than the first Interest Period, interest is scheduled to be paid only by means of regular payments, each period from but excluding a Regular Date falling in any year to and excluding the next Regular Date, where **"Regular Date"** means the day and month (but not the year) on which any Interest Payment Date falls other than the Interest Payment Date falling at the end of the irregular Interest Period;

<b>"Dealer"/"Dealers"</b>	NBAB, Nordea Bank Danmark A/S, NBF and Nordea Bank Norge ASA or any other dealer as appointed in respect of an issue of Notes under the Programme;
<b>"Denomination"</b>	the denomination of the Notes as specified in the Final Terms;
<b>"Designated Maturity"</b>	as specified in the Final Terms;
<b>"Early Redemption Amount"</b>	as specified in the Final Terms;
<b>"Early Redemption Date"</b>	the Interest Payment Date(s) or other such date(s) as specified in the Final Terms on which the Notes may be redeemed prior to their scheduled Redemption Date in accordance with the Conditions;
<b>"EURIBOR"</b>	the Interest Rate which (1) at 11:00 am Central European Time on the relevant day is published on the relevant Screen Page for the relevant period (or through such other system or on such other screen as replaces the aforementioned system or screen) or, in the absence of such quotation the Interest Rate which (2) at the aforementioned time corresponds to (a) the arithmetic mean of the rates quoted by European Reference Banks to leading commercial banks in Europe for deposits in Euro for the relevant period or, where only one or no such quotation is given, (b) the Issuing Agent's (where applicable, Calculation Agent's) or Issuer's assessment of the Interest Rate offered by leading commercial banks in Europe for loans in Euro in respect of the relevant period on the European interbank market;

<b>"Euroclear Finland"</b>	Euroclear Finland Ltd.;
<b>"Euroclear Sweden"</b>	Euroclear Sweden AB;
<b>"European Reference Banks"</b>	four major commercial banks which, at the time in question, quote EURIBOR and are appointed by an Issuing Agent (or, where applicable, the Calculation Agent) or the Issuer;
<b>"Exchange Business Day"</b>	means any Scheduled Trading Day on which each Relevant Exchange and each Options or Futures Exchange is open for trading during its regular trading sessions and (in the case of an Index), on which the Index Sponsor publishes the level of the Index;
<b>"Extraordinary Events"</b>	as specified in Part 2: <i>Additional Conditions for Certain Structured Notes</i> to these Conditions;
<b>"Final CPI"</b>	the value of the relevant Inflation Rate as determined at the Valuation Time on the Valuation Date(s);
<b>"Final Currency Value"</b>	as specified in the Final Terms;
<b>"Final FX Rate"</b>	unless otherwise specified in the Final Terms means the FX Rate, or the average value of the FX Rate at the FX Valuation Time, on the applicable FX Valuation Date(s) specified in the Final Terms;
<b>"Final FX Rate (Interest)"</b>	unless otherwise specified in the Final Terms means the FX Rate (Interest), or the average value of the FX Rate (Interest) at the FX Valuation Time (Interest), on the applicable FX Valuation Date(s) (Interest) specified in the Final Terms;
<b>"Final Price"</b>	unless otherwise specified in the Final Terms, means the Closing Price (or, if Valuation Date Averaging is specified in the Final Terms, the average of the Closing Prices), for the relevant Reference Asset, on the Valuation Date(s) (or on the Averaging Dates applicable to the relevant Valuation Date(s)), Observation Date(s), Risk Barrier Observation Date(s) or Interest Determination Date(s), specified in the Final Terms;
<b>"Fixed Interest Amount"</b>	means the amount specified in the Final Terms;
<b>"Fixed Price"</b>	as specified in the Final Terms;
<b>"Fixed Rate Notes"</b>	has the meaning given to it in Condition 5(a) ( <i>Interest — Fixed Rate</i> );
<b>"Fixed Recovery Value"</b>	as specified in the relevant Final Terms;
<b>"Floating Rate Notes"</b>	has the meaning given to it in Condition 5(d) ( <i>Interest – FRNs (Floating Rate Notes)</i> );
<b>"Floor Strike"</b>	means the value specified in the applicable Final Terms;
<b>"Floor Strike Lower"</b>	means the value specified in the applicable Final Terms;
<b>"Floor Strike Upper"</b>	means the value specified in the applicable Final Terms;
<b>"FRN Participation Ratio"</b>	as specified in the Final Terms;
<b>"Fund"</b>	as specified in the Final Terms;
<b>"Fund Event"</b>	has the meaning specified in Part 4: <i>Additional Conditions for Fund-Linked Notes</i> to these Conditions;
<b>"Fund-Linked Notes"</b>	means Notes in respect of which the Reference Asset(s) consist(s)

of units or shares in a fund (or funds), as further specified in the relevant Final Terms;

<b>"FX Factor"</b>	means, if "FX Factor-Long" is specified in the applicable Final Terms, the value obtained by dividing the Final FX Rate by the Initial FX Rate or, if "FX Factor-Short" is specified in the Final Terms, the value obtained by dividing the Initial FX Rate by the Final FX Rate;
<b>"FX Factor (Interest)"</b>	means, if "FX Factor (Interest) Long" is specified in the applicable Final Terms, the value obtained by dividing the Final FX Rate (Interest) by the Initial FX Rate (Interest) or, if "FX Factor (Interest) Short" is specified in the Final Terms, the value obtained by dividing the Initial FX Rate (Interest) by the Final FX Rate (Interest);
<b>"FX Rate"</b>	means the currency exchange rate (which may be calculated on the basis of a combination of rates) specified in the relevant Final Terms, as displayed on the price source(s) specified in such Final Terms;
<b>"FX Rate (Interest)"</b>	means the currency exchange rate (which may be calculated on the basis of a combination of rates) specified in the relevant Final Terms, as displayed on the price source(s) specified in such Final Terms;
<b>"FX Valuation Date(s)"</b>	the date(s) specified in the Final Terms, as adjusted in accordance with the Currency Business Day Convention;
<b>"FX Valuation Date(s) (Interest)"</b>	the date(s) specified in the Final Terms, as adjusted in accordance with the Currency Business Day Convention;
<b>"FX Valuation Time"</b>	as specified in the applicable Final Terms;
<b>"FX Valuation Time (Interest)"</b>	as specified in the applicable Final Terms;
<b>"Hedge Transaction"</b>	means any transaction or trading position entered into or held by the Issuer and/or any of its Affiliates to hedge, directly or indirectly, the Issuer's obligations or positions (whether in whole or in part) in respect of the Notes or any hypothetical transaction or trading position relating to the Issuer's obligations or positions (whether in whole or in part) in respect of the Notes, as determined by the Issuer in its sole discretion;
<b>"Hedging Disruption"</b>	as specified in Condition 11 ( <i>Hedging Disruption</i> );
<b>"Hedging Party"</b>	means any of the Issuer, any other entity within the Nordea Group (as selected by the Issuer from time to time in its sole discretion), or a hypothetical investor located in Denmark, Finland or Sweden, that will be deemed to hold the Reference Assets;
<b>"Holder"</b>	a person or entity identified as the holder of one or more Notes in accordance with these Conditions;
<b>"Increased Costs"</b>	has the meaning specified in Condition 10 ( <i>Increased Costs of Hedging</i> );

<b>"Index Sponsor"</b>	means the corporation or other entity that (a) is responsible for setting and reviewing the rules and procedures and the methods of calculation and adjustments, if any, related to the relevant Index and (b) customarily announces (directly or through an agent) the level of the relevant Index on a regular basis during each Scheduled Trading Day;
<b>"Inflation-Linked Interest"</b>	the amount of interest determined in accordance with Condition 5(e) ( <i>Interest-Inflation-Linked</i> );
<b>"Inflation-Linked Interest Notes"</b>	Notes that bear Inflation-Linked Interest;
<b>"Inflation Rate"</b>	the inflation rate specified as the Reference Asset (Interest) in the Final Terms;
<b>"Initial Basket Level"</b>	as specified in the Final Terms;
<b>"Initial FX Rate"</b>	unless otherwise specified in the Final Terms means the FX Rate, or the average value of the FX Rate, at the FX Valuation Time, on the applicable Initial FX Valuation Date(s) as specified in the Final Terms;
<b>"Initial FX Rate (Interest)"</b>	unless otherwise specified in the Final Terms means the FX Rate (Interest), or the average value of the FX Rate (Interest), at the FX Valuation Time (Interest), on the applicable Initial FX Valuation Date(s) (Interest), as specified in the Final Terms;
<b>"Initial FX Valuation Date(s)"</b>	the date(s) specified in the Final Terms, as adjusted in accordance with the Currency Business Day Convention;
<b>"Initial FX Valuation Date(s) (Interest)"</b>	the date(s) specified in the Final Terms, as adjusted in accordance with the Currency Business Day Convention;
<b>"Initial Price"</b>	unless otherwise specified in the Final Terms, means the Closing Price (or, if Initial Valuation Date Averaging is specified in the Final Terms, the average of the Closing Prices), of the relevant Reference Asset on the Initial Valuation Date(s) (or on the Averaging Dates applicable to the relevant Initial Valuation Date(s)), as specified in the Final Terms;
<b>"Initial Valuation Date"</b>	the date or date(s) specified in the Final Terms (as adjusted in accordance with the Scheduled Trading Day Convention) and, if Initial Valuation Date Averaging is specified as applicable in the relevant Final Terms, references in these Conditions to the Initial Valuation Date shall, where the context so admits, also include reference to any related Averaging Dates;
<b>"Instalment Amount"</b>	means, in relation to an Instalment Note, the amount of each instalment as may be specified in, or determined in accordance with the provisions of, the Final Terms. To the extent that an Instalment Amount requires determination, such amount may be determined by the Calculation Agent;
<b>"Instalment Date"</b>	as specified in the Final Terms;
<b>"Interest Base Rate"</b>	EURIBOR, STIBOR, LIBOR, NIBOR, CIBOR or the Nordea Own Funds Rate, as may be specified in the Final Terms;
<b>"Interest Commencement Date"</b>	as specified in the Final Terms;

<b>"Interest Determination Date"</b>	the day which occurs two Business Days prior to the first day in each Interest Period, or such other date(s) as may be specified in the Final Terms;
<b>"Interest Margin"</b>	as specified in the Final Terms;
<b>"Interest Payment Date(s)"</b>	the date(s) specified in the Final Terms;
<b>"Interest Period"</b>	(i) with respect to the first Interest Period, the period from (and including) the Interest Commencement Date to (but excluding) the first Interest Payment Date; and (ii) with respect to subsequent Interest Periods, the period commencing on (and including) an Interest Payment Date to (but excluding) the next Interest Payment Date <b>provided that</b> in the case of Swedish Notes, the period beginning on (but excluding) the Interest Commencement Date and ending on (and including) the first Interest Payment Date and each period on (but excluding) an Interest Payment Date and ending on (and including) the next Interest Payment Date shall be the relevant Interest Period;
<b>"Interest Rate"</b>	as specified in the Final Terms in respect of Fixed Rate Notes or as specified in Condition 5(d) ( <i>Interest – FRNs (Floating Rate Notes)</i> ) in the case of Floating Rate Notes;
<b>"Issue Date"</b>	as specified in the Final Terms or if such day is not a Business Day, as determined in accordance with the applicable Business Day Convention;
<b>"Issuing Agent"</b>	as specified in the Final Terms;
<b>"LIBOR"</b>	the Interest Rate which, (1) at or about 11.00 am London Time on the relevant day is published on the relevant Screen Page for the relevant period (or through such other system or on such other screen as replaces the aforementioned system or screen) or, in the absence of such quotation, the Interest Rate which (2) at the aforementioned time corresponds to (a) the arithmetic mean of the rates for deposits in the Specified Currency for the relevant period on the London interbank market as quoted by the Reference Banks or, where only one or no such quotation is given – (b) the Issuer's determination of the Interest Rate offered by London commercial banks for loans in the Specified Currency for the relevant period on the London interbank market;
<b>"Lock-in Level"</b>	as specified in the Final Terms;
<b>"Lookback Factor"</b>	as specified in the Final Terms;
<b>"Lookback Return"</b>	means either the Basket Return or the Reference Asset Return, as specified in the relevant Final Terms. The Basket Return or Reference Asset Return will, in each case, be calculated in accordance with the relevant performance structure specified in the Final Terms;
<b>"Market Disruption"</b>	as specified in Part 2: <i>Additional Conditions for Certain Structured Notes</i> to these Conditions;
<b>"Market Recovery Value"</b>	means the final price for deliverable obligations of the relevant Reference Entity or Reference Entity (Interest), as applicable, as determined in accordance with any applicable auction process or other valuation methodology administered or endorsed by or on behalf of the International Swaps and Derivatives Association, Inc.,

	or any successor organisation, or in the absence of such a price, the value determined by the Issuer acting in good faith and in a commercially reasonable manner;
<b>"Maximum Basket Return"</b>	as specified in the Final Terms;
<b>"Maximum Interest Rate"</b>	as specified in the Final Terms;
<b>"Maximum Performance"</b>	in respect of each Reference Asset, the percentage specified in the Final Terms;
<b>"Maximum Redemption Amount"</b>	as specified in the Final Terms;
<b>"Minimum Basket Return"</b>	as specified in the Final Terms;
<b>"Minimum Interest Rate"</b>	as specified in the Final Terms;
<b>"Minimum Redemption Amount"</b>	as specified in the relevant Final Terms;
<b>"Minimum Redemption Percentage"</b>	means the minimum redemption amount expressed as a percentage of the Principal Amount of the Notes;
<b>"N"</b>	as specified in the Final Terms;
<b>"New York Banking Day"</b>	a day on which commercial banks and foreign exchange markets are generally open for business in New York City;
<b>"NIBOR"</b>	the Interest Rate which, (1) at or about 12.00 pm Oslo Time on the relevant day is published on the relevant Screen Page for the relevant period (or through such other system or on such other screen as replaces the aforementioned system or screen) or, in the absence of such quotation, the Interest Rate which (2) at the aforementioned time corresponds to (a) the arithmetic mean of the rates for deposits in NOK for the relevant period on the Oslo interbank market as quoted by the Reference Banks or, where only one or no such quotation is given (b) the Issuer's determination of the Interest Rate offered by Norwegian commercial banks for loans in NOK for the relevant period on the Oslo interbank market;
<b>"Nordea Group"</b>	NBAB and its subsidiaries, licensed to carry on financing business in their respective country of domicile;
<b>"Nordea Own Funds Rate"</b>	means the cost to the Nordea Group of obtaining funding in the Specified Currency for a term equivalent to the relevant Interest Period, as determined by the relevant Issuer on each relevant Interest Determination Date;
<b>"Notes"</b>	debt instruments which form part of a Series issued by the Issuer under this Programme, with the terms and conditions specified in the relevant Final Terms and these Conditions;
<b>"NTOM Period"</b>	means the period from and including the Issue Date to (but excluding the initial TOM Calculation Start Date, and thereafter each period from (but excluding) a TOM Calculation End Date to (and including) the next following TOM Calculation Start Date;



<b>"Number of Business Days"</b>	means the Number of Business Days specified in the Final Terms;
<b>"Observation Date"</b>	the dates specified in the Final Terms (as adjusted in accordance with the Scheduled Trading Day Convention);
<b>"Observation End Date"</b>	the dates specified in the Final Terms (as adjusted in accordance with the Scheduled Trading Day Convention);
<b>"Observation Start Date"</b>	the dates specified in the Final Terms (as adjusted in accordance with the Scheduled Trading Day Convention);
<b>"Options or Futures Exchange"</b>	means each exchange or quotation system specified in the Final Terms or, if "All Exchanges" is specified in the Final Terms, each exchange or quotation system where trading has a material effect (as determined by the Issuer) on the overall market for futures or options contracts relating to the relevant Reference Asset(s);
<b>"Original Calculation Amount"</b>	the Calculation Amount specified in the applicable Final Terms.
<b>"Participation Ratio"</b>	as specified in the Final Terms;
<b>"Participation Ratio 2"</b>	as specified in the Final Terms;
<b>"Participation Ratio 3"</b>	as specified in the Final Terms;
<b>"Portfolio Exposure"</b>	as specified in the Final Terms;
<b>"Principal Amount"</b>	the nominal amount of the Notes;
<b>"Principal Financial Centre"</b>	means, in relation to any currency, the principal financial centre for that currency <b>provided, however, that:</b> <ul style="list-style-type: none"> <li>(a) in relation to euro, it means the principal financial centre of such Member State of the European Communities as is selected (in the case of a payment) by the payee or (in the case of a calculation) by the Calculation Agent; and</li> <li>(b) in relation to New Zealand dollars, it means either Wellington or Auckland as is selected (in the case of a payment) by the payee or (in the case of a calculation) by the Calculation Agent;</li> </ul>
<b>"Programme Amount"</b>	€10,000,000,000 or the equivalent thereof in other currencies (unless otherwise amended by agreement between the Issuers and the Dealers);
<b>"Rate Adjustment Notes"</b>	has the meaning given to it in Condition 5(b) ( <i>Interest – Rate Adjustment</i> );
<b>"Rate Option"</b>	means the provisions for determining the relevant interest rate, as specified in Section 7.1 ( <i>Rate Options</i> ) of the 2006 ISDA Definitions;
<b>"Rebalancing Date(s)"</b>	the date(s) specified in the Final Terms (subject to adjustment in accordance with the Scheduled Trading Day Convention);

<b>"Rebalancing Performance"</b>	is calculated by dividing the Closing Price of the relevant Reference Asset or Reference Asset (Interest) on the relevant Rebalancing Date by the Closing Price of the relevant Reference Asset or Reference Asset (Interest) on the immediately preceding Rebalancing Date or (in the case of the initial Rebalancing Date), the Start Date;
<b>"Record Date"</b>	the Business Day on which the entitlement of Holders to receive payment under these Conditions, is determined, as specified in Condition 8 ( <i>Payments</i> );
<b>"Redemption Amount"</b>	the amount calculated in accordance with Condition 6 ( <i>Redemption and Purchase</i> );
<b>"Redemption Date"</b>	as specified in the Final Terms or, if such day is not a Business Day, as determined in accordance with the applicable Business Day Convention;
<b>"Redemption Proceeds"</b>	means the amount(s) received by the Issuer or other applicable Hedging Party as a result of unwinding any hedge position entered into by the Issuer or relevant Hedging Party in order to hedge any obligation of the Issuer to make payments in respect of the Notes;
<b>"Reference Asset(s)"</b>	as specified in the Final Terms – Reference Assets may include equities, shares (including private equity)/depository receipts, indices, interest rates, currencies, fund units, commodities, credit risks or baskets thereof, combinations or relationships between assets, the change in price or performance of which affects the size of the Redemption Amount and shall (unless the context otherwise requires) include Reference Entities and/or Reference Rates;
<b>"Reference Banks"</b>	four major commercial banks which, at the relevant time, quote the relevant Interest Base Rate and are appointed by the Issuing Agent (or, where applicable, the Calculation Agent) or Issuer;
<b>"Reference Entity"</b>	as specified in the Final Terms (and including any Replacement Reference Entity, as determined in accordance with the Conditions);
<b>"Reference Entity (Interest)"</b>	as specified in the Final Terms (and including any Replacement Reference Entity (Interest), as determined in accordance with the Conditions);
<b>"Reference Rate"</b>	as specified in the Final Terms;
<b>"Reference Yield"</b>	the yield specified in the Final Terms for calculation of the Redemption Amount in relation to certain Zero Coupon Notes where the Issuer or, where applicable, a Holder, is entitled to require early redemption of the Notes pursuant to the Conditions;
<b>"Relevant Date"</b>	means an Averaging Date, Early Redemption Date, Initial FX Valuation Date, FX Valuation Date, Initial FX Valuation Date (Interest), FX Valuation Date (Interest), Initial Observation Date, Observation Date, Observation Start Date Risk Barrier Observation Date, Rebalancing Date, Start Date, Initial Valuation Date, Valuation Date, TOM Valuation Date, Twin-Win Valuation Date, Interest Determination Date (as applicable), or such other relevant date as the Issuer may (in its sole discretion) determine for the purposes of any valuation, calculation, determination or observation pursuant to these Conditions;

<b>"Relevant Exchange"</b>	the stock exchange(s) on which the underlying Reference Asset(s) is/are listed and/or quoted and/or traded, as specified in the Final Terms or, if none is specified, the principal exchange or quotation system for trading in the relevant Reference Asset (or, the case of a Reference Asset which is an index, each security which comprises such index), as determined by the Issuer, or any substitute exchange or quotation system to which trading in the relevant Reference Asset (or component of such Reference Asset) has temporarily located, provided that the Issuer has determined that there is comparable liquidity relative to such Reference Asset (or component of such Reference Asset) or such temporary substitute exchange or quotation system as on the original exchange;
<b>"Relevant Value"</b>	means an FX Rate, FX Rate (Interest), Initial FX Rate, Initial FX Rate (Interest), Reference Rate, Closing Price, Initial Price and/or Final Price (as applicable) or such other relevant value as the Issuer may (in its sole discretion) determine for the purposes of any valuation, calculation, determination or observation pursuant to these Conditions;
<b>"Replacement Factor"</b>	as specified in the Final Terms;
<b>"Replacement Reference Asset"</b>	means an alternative Reference Asset, as selected by the Issuer in a commercially fair and reasonable manner;
<b>"Risk Barrier Event"</b>	means (unless otherwise specified in these Conditions) that the Basket Return is below the applicable Barrier Level;
<b>"Risk Barrier Observation Date(s)"</b>	the dates specified in the Final Terms (as adjusted in accordance with the Scheduled Trading Day Convention) and, if Risk Barrier Observation Date Averaging is specified as applicable in the relevant Final Terms, references in these Conditions to a Risk Barrier Observation Date shall, where the context so admits, include reference to any related Averaging Dates;
<b>"Scheduled Closing Time"</b>	means, in respect of a Relevant Exchange or an Options or Futures Exchange and a Scheduled Trading Day, the scheduled weekday closing time of such Relevant Exchange or Options or Futures Exchange on such Scheduled Trading Day, without regard to after hours or any other trading outside of the regular trading session hours.
<b>"Scheduled Redemption Date"</b>	as specified in the Final Terms;
<b>"Scheduled Trading Day"</b>	unless otherwise specified in the Final Terms and irrespective of whether a Market Disruption, Disruption Currency, or Fund Event has occurred, (a) with respect to each Reference Asset which is an equity depository receipts, equities index or any other type of Reference Asset which is traded on a stock exchange or market place, a day on which (i) trading is intended to take place in a Reference Asset (or, in the case of an index, any security which comprises such index) on a Relevant Exchange and on an Options or Futures Exchange and/or (ii) the relevant Index Sponsor is scheduled to publish the level of the Index; (b) with respect to Reference Assets which comprise a currency or a currency index or any other type of Reference Asset for which the price is published, a day on which the price for such Reference Asset or currency included in a Reference Asset is published or is intended to be published on the price source specified in the Final Terms; (c) with respect to a Reference Asset which is a fund or a fund index, a day

on which it is intended that the value of the Reference Asset or units in the Reference Asset shall be published in accordance with the governing rules or methodology of such fund or fund index and (d) with respect to any other Reference Asset, such day as is specified in the Final Terms;

**"Scheduled Trading Day Convention"** means the applicable convention for the purposes of adjusting a relevant day where the day occurs on a day which is not a Scheduled Trading Day. Adjustment may take place in accordance with any of the following conventions:

**Following Scheduled Trading Day**

where a relevant day occurs on a day which is not a Scheduled Trading Day, it shall be deferred until the Following Scheduled Trading Day;

**Modified Following Scheduled Trading Day**

where a relevant day occurs on a day which is not a Scheduled Trading Day, it shall be deferred to the immediately following Scheduled Trading Day in the same calendar month unless that day would fall in the next calendar month, in which case the relevant day shall occur on the immediately preceding Scheduled Trading Day;

**Preceding Scheduled Trading Day**

where a relevant day or another relevant day occurs on a day which is not a Scheduled Trading Day, it shall instead occur on the immediately preceding Scheduled Trading Day;

**"Screen Page"** as specified in the Final Terms;

**"Specified Currency"** SEK, EUR, DKK, NOK or such other currency as may be specified in the Final Terms;

**"Specified Denomination"** as specified in the Final Terms;

**"STIBOR"** the Interest Rate which, (1) at or about 11.00 am Central European Time on the relevant day is published on the relevant Screen Page for the relevant period (or through such other system or on such other screen as replaces the aforementioned system or screen) or, in the absence of such quotation, the Interest Rate which (2) at the aforementioned time corresponds to (a) the arithmetic mean of the rates for deposits in SEK for the relevant period on the Stockholm interbank market as quoted by the Reference Banks or, where only one or no such quotation is given – (b) the Issuer's determination of the Interest Rate offered by Swedish commercial banks for loans in SEK for the relevant period on the Stockholm interbank market;

**"Strike Level"** as specified in the Final Terms;

**"Strike Lower"** Means the value specified in the Final Terms;

**"Strike Upper"** Means the value specified in the Final Terms;

**"TARGET2"** means the Trans-European Automated Real-Time Gross Settlement Express Transfer payment system which utilises a single shared platform and which was launched on 19 November 2007;

<b>"TARGET Settlement Day"</b>	means any day on which TARGET2 is open for the settlement of payments in euro;
<b>"Target Redemption Amount"</b>	as specified in the Final Terms;
<b>"TOM Calculation Start Date"</b>	the date specified in the Final Terms (as adjusted in accordance with the Scheduled Trading Day Convention) and, if TOM Calculation Start Date Averaging is specified as applicable in the relevant Final Terms, references in these Conditions to the TOM Calculation Start Date shall, where the context so admits, also include reference to any related Averaging Dates;
<b>"TOM Calculation End Date"</b>	the date specified in the Final Terms (as adjusted in accordance with the Scheduled Trading Day Convention) and, if TOM Calculation End Date Averaging is specified as applicable in the relevant Final Terms, references in these Conditions to the TOM End Start Date shall, where the context so admits, also include reference to any related Averaging Dates;
<b>"TOM Participation Ratio"</b>	the value specified in the relevant Final Terms;
<b>"TOM Commencement Date"</b>	the date specified in the Final Terms (as adjusted in accordance with the Scheduled Trading Day Convention);
<b>"TOM End Date"</b>	the date specified in the Final Terms (as adjusted in accordance with the Scheduled Trading Day Convention);
<b>"TOM Period"</b>	means, in respect of each calendar month in the period commencing on the TOM Commencement Date and ending on the TOM End Date, the period from (and including) the TOM Calculation Start Date to (and including) the TOM Calculation End Date, provided that if the first day of the TOM Period (as the result of any applicable business day convention or adjustment provision(s)) falls on such TOM Calculation End Date, the last day of the TOM Period shall instead be the Scheduled Trading Day immediately following such TOM Calculation Start Date;
<b>"TOM Valuation Date"</b>	means each TOM Calculation Start Date and TOM Calculation End Date (as applicable);
<b>"Tranche Attachment Point"</b>	the percentage specified in the Final Terms;
<b>"Tranche Attachment Range"</b>	means the result obtained by subtracting the Tranche Attachment Point from the Tranche Detachment Point;
<b>"Tranche Detachment Point"</b>	the percentage specified in the Final Terms;
<b>"Twin-Win Valuation Date(s)"</b>	the Valuation Date(s) specified in the applicable Final Terms;
<b>"Valuation Date(s)"</b>	the date or dates specified in the Final Terms (as adjusted in accordance with the Scheduled Trading Day Convention) and, if Valuation Date Averaging is specified as applicable in the relevant Final Terms, references in these Conditions to a Valuation Date shall, where the context so admits, include reference to any related Averaging Dates;

- "Valuation Period"** means the period from (but excluding) each Valuation Date (including the Initial Valuation Date), to and including the immediately following Valuation Date;
- "Valuation Time"** unless otherwise specified in the Final Terms, with respect to each Reference Asset which is not an Index, the time at which its official closing price is determined or the value thereof is otherwise determined as specified in the Final Terms and in relation to a Reference Asset which is an Index: (i) for the purposes of determining whether a Market Disruption has occurred: (a) in respect of any Component Security, the Scheduled Closing Time on the Relevant Exchange in respect of such Component Security, and (b) in respect of any options contracts or future contracts on the Index, the close of trading on the relevant Options or Futures Exchange; and (ii) in all other circumstances, the time at which the official closing level of the Index is calculated and published by the Index Sponsor;
- "Weighted Asset Return"** means, unless otherwise specified in these Conditions, the product of the Reference Asset Return and the Basket Participation in respect of each relevant Reference Asset; and
- "Zero Coupon Notes"** has the meaning given to it in Condition 5(f) (*Zero Coupon Notes*).

## 2. **Form and Denomination**

### (a) **Form**

Notes, other than VP Notes, VPS Notes, Swedish Notes and Finnish Notes, are issued in bearer form or registered form, as specified in the relevant Final Terms and are serially numbered.

The VP Notes are issued in uncertificated and dematerialised book entry form in accordance with the Danish Securities Trading etc. Act (*Værdipapirhandelsloven*), as amended from time to time, and the Danish Executive Order on Book Entry, etc. of dematerialised Securities in a Central Securities Depository (*Bekendtgørelse om registrering m.v. af fondsaktiver i en værdipapircentral*), as amended from time to time.

The VPS Notes are issued in uncertificated and dematerialised book entry form in accordance with the Norwegian Securities Register Act 2002 (in Norwegian: *lov om registrering av finansielle instrumenter 2002 5. juli nr. 64*).

The Swedish Notes are issued in uncertificated and dematerialised book entry form in accordance with the Swedish Financial Instruments Accounts Act (*Sw. lag (1998:1479) om kontoföring av finansiella instrument*) as amended.

Finnish Notes are issued in uncertificated and dematerialised book entry form in accordance with the Finnish Act on the Book-Entry Securities System and Clearing Activity (*Fin. laki arvo-osuusjärjestelmästä ja selvitystoiminnasta (749/2012)*), as amended, and the Finnish Act on Book-Entry Accounts (*Fin. laki arvo-osuustileistä (827/1991)*), as amended, as well as the rules and regulations of Euroclear Finland.

### (b) **Form of Bearer Notes**

Notes issued in bearer form ("**Bearer Notes**"), other than Swiss Franc Notes, will be represented upon issue by either a temporary global note (a "**Temporary Global Note**") or a permanent global note (a "**Permanent Global Note**") in either case in substantially the form (subject to amendment and completion) scheduled to the Fiscal Agency Agreement.

The Temporary Global Note and/or the Permanent Global Notes will be deposited with, and held by, a common depositary or common safekeeper for and on behalf of Euroclear Bank SA/NV ("**Euroclear**") or Clearstream Banking, société anonyme ("**Clearstream, Luxembourg**") or any other clearing system to which Notes or any interest therein may from time to time be credited.

Payments of principal or interest (if any) on a Permanent Global Note will be made through Euroclear and Clearstream, Luxembourg.

Interest bearing Definitive Notes will, if so specified in the relevant Final Terms, have attached thereto at the time of their initial delivery coupons ("**Coupons**"), presentation of which will be prerequisite to the payment of interest in certain circumstances specified below **provided that** interest bearing Definitive Notes, if so specified in the relevant Final Terms, have attached thereto at the time of initial delivery Coupons and one Talon for further Coupons (a "**Talon**", together with the Coupons in such case and where the context so permits, the "**Coupons**") entitling the holder thereof to further Coupons and a further Talon.

Bearer Notes, the principal amount of which is repayable by instalments ("**Instalment Notes**") have attached thereto at the time of their initial delivery, payment receipts ("**Receipts**") in respect of the instalments of principal.

(c) **Form of Registered Notes**

Notes issued in registered form ("**Registered Notes**") will be in substantially the form (subject to amendment and completion) scheduled to the Fiscal Agency Agreement. Registered Notes will not be exchangeable for Bearer Notes.

(d) **Form of Swiss Franc Notes**

Swiss Franc Notes will be denominated in Swiss francs, issued in bearer form and will be represented exclusively by a Permanent Global Note which shall be deposited by the Swiss Paying Agent with SIS, or such other depository as may be approved by the SIX Regulatory Board of the SIX Swiss Exchange. Once the Permanent Global Note is deposited with the Intermediary and entered into the accounts of one or more participants of the Intermediary, the Notes will constitute intermediated securities (*Bucheffekten*) ("**Intermediated Securities**") in accordance with the provisions of the Swiss Federal Intermediated Securities Act (*Bucheffektengesetz*).

Each Holder (as defined in Condition 3 (*Title*) below) shall have a quotal co-ownership interest (*Miteigentumsanteil*) in the Permanent Global Note to the extent of his claim against the Issuer, **provided that** for so long as the Permanent Global Note remains deposited with the Intermediary the co-ownership interest shall be suspended and the Notes may only be transferred or otherwise disposed of in accordance with the provisions of the Swiss Federal Intermediated Securities Act (*Bucheffektengesetz*), i.e., by the entry of the transferred Notes in a securities account of the transferee.

Neither the Issuer nor the Holders shall at any time have the right to effect or demand the conversion of the Permanent Global Note (*Globalurkunde*) into, or the delivery of, uncertificated securities (*Wertrechte*) or Definitive Notes (*Wertpapiere*).

No physical delivery of the Notes shall be made unless and until Definitive Notes (*Wertpapiere*) are printed. Definitive Notes may only be printed, in whole, but not in part, if the Swiss Paying Agent determines, in its sole discretion, that the printing of the Definitive Notes (*Wertpapiere*) is necessary or useful. Should the Swiss Paying Agent so determine, it shall provide for the printing of definitive Notes (*Wertpapiere*) without cost to the Holders. Upon delivery of the Definitive Notes (*Wertpapiere*), the Permanent Global Note will be cancelled and the definitive Notes (*Wertpapiere*) shall be delivered to the Holders against cancellation of the Notes in the Holders' securities accounts.

(e) **Form of VP Notes**

A Tranche or a Series of Notes (as the case may be), if so specified in the applicable Final Terms may be cleared through the VP in accordance with Danish laws, regulations and operating procedures applicable to and/or issued by the VP for the time being (the "**VP Rules**"). The VP Notes shall be regarded as Registered Notes for the purposes of these Conditions save to the extent these Conditions are inconsistent with Danish laws, regulations and VP Rules. No physical Notes or certificates will be issued in respect of the VP Notes and the provisions in these Conditions relating to presentation, surrendering or replacement of such physical VP Notes or

certificates shall not apply to the VP Notes. The Issuer will certify that Nordea Bank Danmark A/S is, on the date of issue of a Tranche or a Series of VP Notes (as the case may be), entered in the VP as the account holding institute (*kontoførende institut*) for the duly registered owners of the Notes of such Tranche or Series (as the case may be).

(f) ***Form of VPS Notes***

The VPS Notes shall be regarded as Registered Notes for the purposes of these Conditions save to the extent these Conditions are inconsistent with Norwegian laws, regulations and operating procedures applicable to and/or issued by VPS for the time being (the "**VPS Rules**"). No physical VPS Notes or certificates will be issued in respect of the VPS Notes and the provisions in these Conditions relating to presentation, surrendering or replacement of such physical Notes or certificates shall not apply to the VPS Notes.

(g) ***Form of Swedish Notes***

The Swedish Notes shall be regarded as Registered Notes for the purposes of these Conditions save to the extent these Conditions are inconsistent with Swedish laws, regulations and operating procedures applicable to and/or issued by Euroclear Sweden for the time being (the "**Euroclear Sweden Rules**"). No physical Swedish Notes or certificates will be issued in respect of the Swedish Notes and the provisions in these Conditions relating to presentation, surrender or replacement of such physical Swedish Notes or certificates shall not apply to the Swedish Notes.

(h) ***Form of Finnish Notes***

The Finnish Notes shall be regarded as Registered Notes for the purposes of these Conditions save to the extent these Conditions are inconsistent with Finnish laws, regulations and operating procedures applicable to and/or issued by Euroclear Finland for the time being (the "**Euroclear Finland Rules**"). No physical Finnish Notes or certificates will be issued in respect of the Finnish Notes and the provisions in these Conditions relating to presentation, surrender or replacement of such physical Finnish Notes or certificates shall not apply to the Finnish Notes.

(i) ***Denomination of Bearer Notes***

Bearer Notes will be in the denomination or denominations (each of which denomination is integrally divisible by each smaller denomination) specified in the Final Terms. Bearer Notes of one denomination may not be exchanged for Bearer Notes of any other denomination.

(j) ***Denomination of Registered Notes***

Registered Notes will be in the minimum denomination specified in the relevant Final Terms and, unless otherwise specified in the relevant Final Terms, integral multiples thereof.

(k) ***Denomination of VP Notes***

VP Notes are in the denomination or denominations (each of which denomination is integrally divisible by each smaller denomination) specified in the Final Terms. VP Notes of one denomination may not be exchanged for VP Notes of any other denomination.

(l) ***Denomination of VPS Notes***

VPS Notes are in the denomination or denominations (each of which denomination is integrally divisible by each smaller denomination) specified in the Final Terms. VPS Notes of one denomination may not be exchanged for VPS Notes of any other denomination.

(m) ***Denomination of Swedish Notes***

Swedish Notes are in the denomination or denominations (each of which denomination is integrally divisible by each smaller denomination) specified in the Final Terms. Swedish Notes of one denomination may not be exchanged for Swedish Notes of any other denomination.



(n) ***Denomination of Finnish Notes***

Finnish Notes are in the denomination or denominations (each of which denomination is integrally divisible by each smaller denomination) specified in the Final Terms. Finnish Notes of one denomination may not be exchanged for Finnish Notes of any other denomination.

(o) ***Currency of Notes***

Notes may be denominated in any currency subject to compliance with all applicable legal and/or regulatory and/or central bank requirements.

For the purposes of these Conditions, references to Notes shall, as the context may require, be deemed to include Temporary Global Notes, Permanent Global Notes, Definitive Notes or, as the case may be, Registered Notes.

The Issuer may in certain circumstances consolidate the Notes with one or more further Tranches of Notes of the same Series, as described in Condition 18 (*Further Issues*) below.

3. **Title**

(a) ***Title to Bearer Notes, Registered Notes, VP Notes, VPS Notes, Swedish Notes, Finnish Notes and Swiss Franc Notes***

Title to the Bearer Notes (other than Swiss Franc Notes), Receipts and Coupons passes by delivery. References herein to the "**Noteholders**" or "**Holder**" of Bearer Notes or of Receipts or Coupons signify the bearers of such Bearer Notes or such Receipts or Coupons.

Title to Registered Notes passes by registration in the register which is kept by the Registrar as specified in the relevant Final Terms. References herein to the "**Noteholders**" or "**Holder**" of Registered Notes signify the persons in whose names such Notes are so registered.

Title to the VP Notes shall pass by registration in the register (the "**Danish Note Register**") maintained by the VP Issuing Agent in accordance with the VP Rules. The Issuer shall be entitled to obtain information from VP in accordance with the VP Rules. Except as ordered by a court of competent jurisdiction or as required by law, the Holder (as defined below) of any VP Note shall be deemed to be and may be treated as its absolute owner for all purposes, whether or not it is overdue and regardless of any notice of ownership, trust or an interest in it and no person shall be liable for so treating the Holder. In these Conditions in relation to VP Notes only, "**Note Holder**" or "**Holder**" means, as the context requires, the person in whose name a VP Note is registered in the Danish Note Register and shall also include any person duly authorised to act as a nominee and registered as a holder of the VP Notes. If the Notes of such Tranche cease to be registered in the VP, Nordea Bank Danmark A/S as account holding institute for the duly registered owners shall supply the VP Issuing Agent with all necessary information with regard to such duly registered owners and the VP Issuing Agent shall enter such information into the Danish Note Register.

Title to the VPS Notes shall pass by registration in the register (the "**VPS Register**") in accordance with the Norwegian VPS Rules. The Issuer shall be entitled to obtain information from VPS in accordance with the VPS Rules. Except as ordered by a court of competent jurisdiction or as required by law, the Holder (as defined below) of any VPS Note shall be deemed to be and may be treated as its absolute owner for all purposes, whether or not it is overdue and regardless of any notice of ownership, trust or an interest in it and no person shall be liable for so treating the Holder. In these Conditions in relation to VPS Notes only, "**Note Holder**" or "**Holder**" means, as the context requires, the person in whose name a VPS Note is registered in the VPS Register and shall also include any person duly authorised to act as a nominee (*forvalter*) and registered as a holder of the VPS Notes.

Title to the Swedish Notes shall pass by registration in the book entry system and register maintained by Euroclear Sweden (the "**Euroclear Sweden Register**"). Except as ordered by a court of competent jurisdiction or as required by law, the Holder (as defined below) of any Swedish Note shall be deemed to be and may be treated as its absolute owner for all purposes, whether or not it is overdue and regardless of any notice of ownership, trust or an interest in it

and no person shall be liable for so treating the Holder. In these Conditions in relation to Swedish Notes only, "**Note Holder**" or "**Holder**" means, as the context requires, the person in whose name a Swedish Note is registered in the Euroclear Sweden Register and shall also include any person duly authorised to act as a nominee (*förvaltare*) and registered as a holder of the Swedish Notes.

Where a nominee (*förvaltare*) in accordance with the SFIA Act is so evidenced it shall be treated by the Issuer as the holder of the relevant Swedish Notes.

Title to the Finnish Notes shall pass by registration in the computerised register maintained by or on behalf of Euroclear Finland. Except as ordered by a court of competent jurisdiction or as required by law, the Holder (as defined below) of any Finnish Note shall be deemed to be and may be treated as its absolute owner for all purposes, whether or not it is overdue and regardless of any notice of ownership, trust or an interest in it and no person shall be liable for so treating the Holder. References herein to the "**Note Holders**" or "**Holder**s" of Finnish Notes signify the persons in whose names such Notes are so registered.

The Holder of any Note or Coupon will (except as otherwise required by applicable law or regulatory requirement) be treated as its absolute owner for all purposes (whether or not it is overdue and regardless of any notice of ownership, trust or any interest thereof or therein, any writing thereon, or any theft or loss thereof) and no person shall be liable for so treating such Holder.

#### *Swiss Franc Notes*

The records of the Intermediary will determine the number of Notes held through each participant in that Intermediary. In respect of the Notes held in the form of Intermediated Securities, the holders of the Notes (the "**Holder**s") will be the persons holding the Notes in a securities account (*Effektenkonto*) which is in their own name, or in the case of intermediaries (*Verwahrungsstellen*), the intermediaries (*Verwahrungsstellen*) holding the Notes for their own account in a securities account (*Effektenkonto*) which is in their name.

#### (b) ***Transfer of Registered Notes, VP Notes, VPS Notes, Swedish Notes and Finnish Notes***

##### *Registered Notes*

A Registered Note may, upon the terms and subject to the conditions set forth in the Fiscal Agency Agreement, be transferred in whole or in part only (**provided that** such part is equal to, or is a permitted integral multiple in excess of, the minimum denomination specified in the relevant Final Terms) upon the surrender of the Registered Note to be transferred, together with the form of transfer endorsed on it duly completed and executed, at the specified office of the Registrar. A new Registered Note will be issued to the transferee and, in the case of a transfer of part only of a Registered Note, a new Registered Note in respect of the balance not transferred will be issued to the transferor.

Each new Registered Note to be issued upon the transfer of Registered Notes will, upon the effective receipt of such form of transfer by the Registrar at its specified office, be available for delivery at the specified office of the Registrar. For these purposes, a form of transfer received by the Registrar during the period of fifteen London Banking Days, ending on the due date for any payment on the relevant Registered Notes shall be deemed not to be effectively received by the Registrar until the day following the due date for such payment.

The issue of new Registered Notes on transfer will be effected without charge by or on behalf of the Issuer or the Registrar, but upon payment by the applicant of (or the giving by the applicant of such indemnity as the Registrar may require in respect of) any tax or other governmental charges which may be imposed in relation thereto.

##### *VP Notes*

One or more VP Notes may be transferred in accordance with VP Rules. Each new VP Note to be issued shall be available for delivery within three business days of receipt of the request and the surrender of the VP Notes for exchange. Delivery of the new VP Note(s) shall be made to the

same VP account on which the original VP Notes were registered. In this Condition 3(b) (Transfer of Registered Notes, VP Notes, VPS Notes, Swedish Notes and Finnish Notes) in relation to VP Notes only, "**business day**" has the meaning ascribed to such term by the then applicable rules and procedures of the VP.

Exchange and transfer of VP Notes on registration, transfer, partial redemption or exercise of a call or a put option shall be effected without charge by or on behalf of the VP Issuing Agent, but upon payment of any tax or other governmental charges that may be imposed in relation to it (or the giving of such indemnity as the VP Issuing Agent may require).

No Holder may require the transfer of a VP Note to be registered during any closed period pursuant to the then applicable VP Rules.

All transfers of VP Notes are subject to any cut-off dates applicable to such VP Notes and are subject to any other rules and procedures for the time being of the VP. The VP's rules and regulations may be downloaded from its website: <http://www.vp.dk>.

#### *VPS Notes*

One or more VPS Notes may be transferred in accordance with the VPS Rules. In the case of an exercise of option resulting in VPS Notes of the same holding having different terms, separate VPS Notes registered with the VPS Register shall be issued in respect of those VPS Notes of that holding having the same terms. Such VPS Notes shall only be issued against surrender of the existing VPS Notes in accordance with the VPS Rules.

Each new VPS Note to be issued pursuant to the above, shall be available for delivery within five business days of receipt of the request and the surrender of the VPS Notes for exchange. Delivery of the new VPS Note (s) shall be made to the same VPS account on which the original VPS Notes were registered. In this Condition 3(b) (*Transfer of Registered Notes, VP Notes, VPS Notes, Swedish Notes and Finnish Notes*) in relation to VPS Notes only, "**business day**" means a day, other than a Saturday or Sunday on which VPS is open for business.

Exchange and transfer of VPS Notes on registration, transfer, partial redemption or exercise of an option shall be effected without charge by or on behalf of the Issuer or the VPS Paying Agent, but upon payment of any tax or other governmental charges that may be imposed in relation to it (or the giving of such indemnity as the VPS Paying Agent may require).

No Holder may require the transfer of a VPS Note to be registered during any closed period pursuant to the then applicable VPS Rules.

#### *Swedish Notes*

One or more Swedish Notes may be transferred in accordance with Euroclear Sweden Rules. Exchange and transfer of Swedish Notes on registration, transfer, partial redemption or exercise of a call or a put option shall be effected without charge by or on behalf of the Issuer or the Swedish Issuing Agent, but upon payment of any tax or other governmental charges that may be imposed in relation to it (or the giving of such indemnity as the Swedish Issuing Agent may require).

No Holder may require the transfer of a Swedish Note to be registered during any closed period pursuant to the then applicable Euroclear Sweden Rules.

All transfers of Swedish Notes are subject to any cut-off dates applicable to such Swedish Notes and are subject to any other rules and procedures for the time being of Euroclear Sweden. The Euroclear Sweden Rules may be downloaded from its website: <http://www.euroclear.com>.

#### *Finnish Notes*

One or more Finnish Notes may be transferred in accordance with Euroclear Finland Rules. Exchange and transfer of Finnish Notes on registration, transfer, partial redemption or exercise of a call or a put option shall be effected without charge by or on behalf of the Issuer or the Finnish

Issuing Agent, but upon payment of any tax or other governmental charges that may be imposed in relation to it (or the giving of such indemnity as the Finnish Issuing Agent may require).

No Holder may require the transfer of a Finnish Note to be registered during any closed period pursuant to the then applicable Euroclear Finland Rules.

All transfers of Finnish Notes are subject to any cut-off dates applicable to such Finnish Notes and are subject to any other rules and procedures for the time being of Euroclear Finland. Euroclear Finland's rules and regulations may be downloaded from its website: <http://www.euroclear.com>.

4. **Status**

The Notes of each Series constitute unsecured and unsubordinated obligations of the Issuer and rank *pari passu* without any preference among themselves and at least *pari passu* with all other outstanding unsecured and unsubordinated obligations of the Issuer, present and future.

5. **Interest**

Notes may be interest bearing or non-interest bearing, as specified in the relevant Final Terms. The amount of interest payable per Calculation Amount on each Interest Payment Date, (the "**Interest Amount**") shall be calculated in accordance with one of the following alternatives as further specified in the relevant Final Terms. Unless otherwise specified in these Conditions, the Interest Amount will be an amount per Calculation Amount and (subject to Condition 8(10) (*Interest Deferral*)) will be payable in arrear on each Interest Payment Date.

(a) **Interest – Fixed Rate**

If the Notes are specified as "Fixed Rate" Notes, the Notes shall bear interest at the Interest Rate from and including the Interest Commencement Date to but excluding the Redemption Date **provided that** in the case of Swedish Notes, such Swedish Notes shall bear interest from, but excluding their Interest Commencement Date to and including the Redemption Date. Interest accrued during each Interest Period will be payable in arrear on the relevant Interest Payment Dates

If a Fixed Interest Amount is specified in the applicable Final Terms, the amount of interest payable in respect of each Note for any Interest Period shall be the relevant Fixed Interest Amount and, if the Notes are in more than one Specified Denomination, shall be the relevant Fixed Interest Amount in respect of the relevant Specified Denomination.

In respect of any period for which a Fixed Interest Amount is not specified, the Interest Amount in respect of each Note shall be calculated by applying the Interest Rate to the Adjusted Calculation Amount, multiplying the product by the Day Count Fraction, and rounding the resulting figure to the nearest sub-unit of the Specified Currency (half a sub-unit being rounded upwards) and multiplying such rounded figure by a fraction equal to the specified Denomination of such Note divided by the Original Calculation Amount. For the purposes of this Condition 5 (*Interest*), a "**sub-unit**" means, in the case of any currency other than euro, the lowest amount of such currency that is available as legal tender in the country of such currency and, in the case of euro, means one cent.

Unless otherwise specified in the Final Terms, the Business Day Convention stated in Condition 8(8)(c) below shall apply to Fixed Rate Notes.

(b) **Interest – Rate Adjustment**

If the Notes are specified as "Rate Adjustment" Notes, the provisions of this Condition 5 (*Interest*) that are to be followed for calculation of the Interest payable on the Notes may be adjusted periodically, as specified in the applicable Final Terms.

(c) ***Interest – Combination***

If "Combination of Interest Bases" is specified as applicable in the Final Terms, Notes may also bear interest in accordance with more than one of the interest alternatives set out in this Condition 5 (*Interest*): (i) if "Single Basket Addition" is specified in the Final Terms the same underlying Basket shall be used for the calculation of each alternative Interest Amount, and the Interest Amounts so determined shall be aggregated for the purposes of determining the total amount payable to holders on the relevant Interest Payment Date, (ii) if "Multiple Basket Addition" is specified in the Final Terms a different underlying Basket shall be used for the calculation of each separate Interest Amount (as specified in the Final Terms), and the Interest Amounts shall be aggregated for the purposes of determining the total amount payable to the holders on the relevant Interest Payment Date or (iii) if "Alternative Calculation" is specified in the Final Terms, the applicable Condition for the calculation of interest will differ depending on whether or not the Basket Return on a particular Interest Determination Date has exceeded certain pre-specified Interest Barrier levels, as set out in the relevant Final Terms.

The Basket Return will be determined in accordance with Condition 6(a)(i) ("*Basket Long*" structure) or Condition 6(a)(ii) ("*Basket Short*" structure), as specified in the Final Terms.

(d) ***Interest – FRNs (Floating Rate Notes)***

If the Notes are specified as "Floating Rate" Notes, the Notes shall bear interest from and including the Interest Commencement Date up to but excluding the Redemption Date **provided that** in the case of Swedish Notes, such Swedish Notes shall bear interest from, but excluding their Interest Commencement Date to and including the Redemption Date. The Interest Rate applicable to each Interest Period shall be determined by the Issuing Agent (or, where applicable, the Calculation Agent) or the Issuer on the relevant Interest Determination Date as the sum of:

- (i) the Interest Base Rate multiplied by the FRN Participation Ratio; and
- (ii) the Interest Margin for the relevant period.

If a Maximum Interest Rate or a Minimum Interest Rate (or both) is specified in the applicable Final Terms, the Interest Rate shall in no circumstances be higher than the Maximum Interest Rate or lower than the Minimum Interest Rate (as applicable).

Interest for each Interest Period is paid in arrear on the relevant Interest Payment Date and is calculated by applying the Interest Rate to the Adjusted Calculation Amount, multiplying the product by the Day Count Fraction, and rounding the resulting figure to the nearest sub-unit of the Specified Currency (half a sub-unit being rounded upwards) and multiplying such rounded figures by a fraction equal to the specified Denomination of such Note divided by the Original Calculation Amount. For the purposes of this Condition 5 (*Interest*), a "**sub-unit**" means, in the case of any currency other than euro, the lowest amount of such currency that is available as legal tender in the country of such currency and, in the case of euro, means one cent.

If there is a long or short first or last Interest Period in respect of any Notes (an "**Irregular Interest Period**"), which is either longer or shorter than the Designated Maturity for the Interest Base Rate specified in the Final Terms, the Issuer may either specify an Alternative Designated Maturity for such Irregular Interest Period in the applicable Final Terms or, if "linear interpolation" is specified in the Final Terms, determine the Interest Base Rate by way of linear interpolation of the rates displayed for 'Alternative Maturity 1' and 'Alternative Maturity 2' in each case as specified in the Final Terms, and as shown on the applicable Screen Page.

Unless otherwise specified in the Final Terms, the Business Day Convention stated in Condition 8(8)(c) below shall apply to Floating Rate Notes.

(e) ***Interest – Inflation-Linked***

If the "Inflation-Linked Interest Note" provisions are specified as applicable in the Final Terms, the Notes shall bear Inflation-Linked Interest from and including the Interest Commencement Date to but excluding the Redemption Date **provided that** in the case of Swedish Notes, such Swedish Notes shall bear interest from, but excluding their Interest Commencement Date to and

including the Redemption Date. The Interest Rate may be fixed or floating and the amount of interest for each Interest Period shall be calculated in the manner stated in Condition 5(a) (*Interest – Fixed Rate*) or Condition 5(d) (*Interest – FRNs*) respectively and multiplied by a figure corresponding to the ratio calculated by dividing the Final CPI by the Base CPI.

Unless otherwise specified in the Final Terms, the Business Day Convention specified in Condition 8(8)(c) below shall apply to Inflation-Linked Interest Notes.

(f) ***Zero Coupon Notes***

If the Notes are specified as "Zero Coupon Notes", the Notes shall not bear interest. Zero coupon Notes may be issued at a discount and redeemed at their Principal Amount. Alternatively, zero coupon Notes may be issued at their Principal Amount and redeemed at a higher Redemption Amount as specified in the applicable Final Terms and which, in any such case, shall be paid on the Redemption Date.

Unless otherwise stated in the Final Terms, the Business Day Convention specified in Condition 8(8)(c) below shall apply to zero coupon Notes.

*Unless otherwise stated in the Final Terms, Notes shall not be Zero Coupon Notes and on redemption of the Notes, any payment of Redemption Amount over or below the Principal Amount shall be considered as interest or yield.*

(g) ***Coupon Bearing Notes***

If the Notes are specified as "Coupon Bearing Notes" and if a Coupon Event occurs on any Valuation Date, then the Notes will pay interest (the "**Coupon**") on the immediately succeeding Interest Payment Date. The amount of any such Coupon payment will be determined as follows:

- (i) If "**Flat Coupon**" is specified in the Final Terms, the Coupon payment will be equal to the Principal Amount of the Notes multiplied by the relevant Coupon Rate;
- (ii) If "**Memory Coupon**" is specified in the Final Terms the Coupon payment will be equal to the Principal Amount of the Notes multiplied by the relevant Coupon Rate and multiplied by the number of preceding Interest Payment Dates (up to and including the Interest Payment Date immediately following the applicable Valuation Date) for which a Coupon has not been paid;
- (iii) If "**Plus Flat Coupon**" is specified in the Final Terms the Coupon payment will be equal to the Principal Amount of the Notes multiplied by the higher of: (a) the relevant Coupon Rate and (b) the Basket Return; and
- (iv) If "**Plus Memory Coupon**" is specified in the Final Terms the Coupon payment will be equal to the Principal Amount of the Notes, multiplied by the higher of: (a) the relevant Coupon Rate multiplied by the number of preceding Interest Payment Dates (up to and including the Interest Payment Date immediately following the applicable Valuation Date) for which a Coupon has not been paid and (b) the Basket Return.

A "**Coupon Event**" will occur if the Basket Return is at or above one or more specified Coupon Barrier Level(s) for the relevant Valuation Date.

The "**Basket Return**" will be determined as follows:

- (i) if "**Basket Rate**" is specified in the Final Terms, the "Basket Return" will be calculated in the same manner as for the "Basket Long" structure set out in Condition 6(a)(i) ("**Basket Long**" structure) or the "Basket Short" structure set out in Condition 6(a)(ii) ("**Basket Short**" structure), as specified in the Final Terms; or
- (ii) if "**Best of/Worst of Rate**" is specified in the Final Terms, the "Basket Return" will be the Reference Asset Return of the Nth best performing Reference Asset.

The "**Nth best performing**" Reference Asset shall be the Reference Asset with the Nth highest Reference Asset Return where for the purposes of this Condition 5(g) (*Coupon Bearing Notes*), "N" shall be the value specified in the Final Terms under the heading "**Coupon Bearing Note Provisions**".

The "**Reference Asset Return**" will be calculated in the same manner as for the "Basket Long" structure set out in Condition 6(a)(i) ("*Basket Long*" structure) or the "Basket Short" structure set out in Condition 6(a)(ii) ("*Basket Short*" structure), as specified in the Final Terms.

If no Coupon Event has occurred on any given Valuation Date, no interest will be payable on the immediately succeeding Interest Payment Date.

(h) **Non-Tranched CLN Interest**

If the Notes are specified as bearing "Non-Tranched CLN Interest", the Interest Rate may be fixed or floating and the amount of interest for each Interest Period shall be calculated in the manner specified in one of the other provisions of this Condition 5 (*Interest*), save that the Calculation Amount which is used to determine the Interest Amount payable in accordance with such other Condition (the "**Adjusted Calculation Amount**") shall be adjusted as follows:

- (i) if "**Determination Date Exposure**" is specified in the Final Terms, the Calculation Amount specified in the Final Terms shall be multiplied by the Adjusted Portfolio Return (Interest) as at the Observation Date falling the Number of Business Days prior to the relevant Interest Payment Date *provided however that*, in the case of any Interest Payment Date which falls after the final Observation Date, the Adjusted Portfolio Return (Interest) shall be determined as at the final Observation Date, or
- (ii) if "**Weighted Average Exposure**" is specified in the Final Terms, the Calculation Amount specified in the Final Terms shall be multiplied by the weighted average of the Adjusted Portfolio Return (Interest) on each calendar day from and including the preceding Observation Date to (but excluding) the Observation Date on or immediately preceding the relevant Interest Payment Date, as determined by the Issuer in its sole discretion *provided however that*, in the case of any Interest Period which commences on or after the final Observation Date, the weighted average of the Adjusted Portfolio Return (Interest) for each calendar day during the relevant Interest Period shall be equal to the Adjusted Portfolio Return (Interest) on the final Observation Date, as determined by the Issuer in its sole discretion.

The "**Adjusted Portfolio Return (Interest)**" shall be the difference between 1 and the Adjusted Portfolio Loss (Interest).

The "**Adjusted Portfolio Loss (Interest)**" will mean the sum of the Default Weighting for each Reference Entity (Interest) within the Basket.

The "**Default Weighting**" shall be either:

- (i) If "**Credit Event Ranked Basket Participation (Interest)**" is specified as applicable in the relevant Final Terms, calculated by multiplying the Basket Participation (Interest) by the Default Value in respect of each Reference Entity (Interest) as follows:
  - (A) for the Reference Entities (Interest) which have been subject to a Credit Event, the relevant Credit Event Ranked Weight is used as the Basket Participation (Interest); or
  - (B) for the remaining Reference Entities (Interest) which have not been subject to a Credit Event, the relevant Reference Entities shall be listed in alphabetical order and the remaining Credit Event Ranked Weights will be assigned in numerical order for the purposes of determining the Basket Participation (Interest), following the principle that the first Reference Entity (Interest) in alphabetical order shall be assigned the first available Credit Event Ranked Weight in numerical order and so forth.

- (ii) If "**Credit Event Ranked Basket Participation (Interest)**" is specified as not applicable, calculated by multiplying the Basket Participation (Interest) by the Default Value in respect of each Reference Entity (Interest).

The "**Default Value**" in respect of each Reference Entity (Interest) will be the difference between 100% and the Recovery Value.

The "**Recovery Value**" will be 100 per cent. if a Credit Event (as defined in Part 3; *Additional Conditions for Credit-Linked Notes*) has not occurred in relation to that Reference Entity (Interest) since the Observation Start Date or, if such a Credit Event has occurred, it will be either a Fixed Recovery Value (as specified in the Final Terms) or a Market Recovery Value, in each case specified as a percentage.

(i) **Tranched CLN Interest**

If the Notes are specified as bearing "Tranched CLN Interest", the Interest Rate may be fixed or floating and the amount of interest for each Interest Period shall be calculated in the manner specified in one of the other provisions of this Condition 5 (*Interest*), save that the Calculation Amount which is used to determine the Interest Amount payable in accordance with such other Condition (the "**Adjusted Calculation Amount**") shall be adjusted as follows:

- (i) if "**Determination Date Exposure**" is specified in the Final Terms, the Calculation Amount specified in the Final Terms shall be multiplied by the Adjusted Portfolio Return (Interest) as at the Observation Date falling the Number of Business Days prior to the relevant Interest Payment Date *provided however that*, in the case of any Interest Payment Date which falls after the final Observation Date, the Adjusted Portfolio Return (Interest) shall be determined as at the final Observation Date, or
- (ii) if "**Weighted Average Exposure**" is specified in the Final Terms, the Calculation Amount specified in the Final Terms shall be multiplied by the weighted average of the Adjusted Portfolio Return (Interest) on each calendar day from and including the preceding Observation Date to (but excluding) the Observation Date on or immediately preceding the relevant Interest Payment Date, as determined by the Issuer in its sole discretion *provided however that*, in the case of any Interest Period which commences on or after the final Observation Date, the weighted average of the Adjusted Portfolio Return (Interest) for each calendar day during the relevant Interest Period shall be equal to the Adjusted Portfolio Return (Interest) on the final Observation Date, as determined by the Issuer in its sole discretion.

The "**Adjusted Portfolio Return (Interest)**" shall be the result obtained by subtracting the Adjusted Tranche Loss (Interest) from 1.

The "**Adjusted Tranche Loss (Interest)**" will be the result obtained by dividing the lower of a) the Tranche Attachment Range and b) the Tranche Loss (Interest), by the Tranche Attachment Range.

The "**Tranche Loss (Interest)**" will be the higher of:

- (i) zero and
- (ii) the result obtained by subtracting the Tranche Attachment Point from the sum of the Weighted Asset Loss (Interest) for each Reference Entity (Interest) within the Basket and adding the Coupon Risk Factor.

"**Weighted Asset Loss (Interest)**" means the product of the Basket Participation (Interest) and the Reference Entity Loss (Interest) for the relevant Reference Entity (Interest).

The "**Reference Entity Loss (Interest)**" will be the result obtained by subtracting the Recovery Value in respect of the relevant Reference Entity (Interest) from 1.

The "**Recovery Value**" will be 100 per cent. if a Credit Event (as defined in Part 3; *Additional Conditions for Credit-Linked Notes*) has not occurred in relation to that Reference Entity



(Interest) since the Observation Start Date or, if such a Credit Event has occurred, it will be either a Fixed Recovery Value (as specified in the Final Terms) or a Market Recovery Value, in each case specified as a percentage.

The "**Coupon Risk Factor**" will mean the greater of (i) zero and (ii) the sum of the Weighted Asset Recovery (Interest) for those Reference Entities (Interest) for which a Credit Event has occurred since the Observation Start Date, less the result obtained by subtracting the Tranche Detachment Point from 1.

The "**Weighted Asset Recovery (Interest)**" means the product of the Basket Participation (Interest) and the Recovery Value for the relevant Reference Entity (Interest).

(j) ***Nth to Default CLN Interest***

If the Notes are specified as bearing "Nth to Default CLN Interest", the Interest Rate may be fixed or floating and the amount of interest for each Interest Period shall be calculated in the manner specified in one of the other provisions of this Condition 5 (*Interest*), save that the Calculation Amount which is used to determine the Interest Amount payable in accordance with such other Condition (the "**Adjusted Calculation Amount**") shall be adjusted as follows:

- (i) if "**Determination Date Exposure**" is specified in the Final Terms, the Calculation Amount specified in the Final Terms shall be multiplied by the Adjusted Portfolio Return (Interest) as at the Observation Date falling the Number of Business Days prior to the relevant Interest Payment Date *provided however that*, in the case of any Interest Payment Date which falls after the final Observation Date, the Adjusted Portfolio Return (Interest) shall be determined as at the final Observation Date, or
- (ii) if "**Weighted Average Exposure**" is specified in the Final Terms, the Calculation Amount specified in the Final Terms shall be multiplied by the weighted average of the Adjusted Portfolio Return (Interest) on each calendar day from and including the preceding Observation Date to (but excluding) the Observation Date on or preceding the relevant Interest Payment Date, as determined by the Issuer in its sole discretion *provided however that*, in the case of any Interest Period which commences on or after the final Observation Date, the weighted average of the Adjusted Portfolio Return (Interest) for each calendar day during the relevant Interest Period shall be equal to the Adjusted Portfolio Return (Interest) on the final Observation Date, as determined by the Issuer in its sole discretion.

The "**Adjusted Portfolio Return (Interest)**" shall be the result obtained by subtracting the Adjusted Portfolio Loss (Interest) from 1.

The "**Adjusted Portfolio Loss (Interest)**" will mean a) if the number of Credit Events that have occurred in relation to any Reference Entity (Interest) within the Basket during the period commencing on the Observation Start Date and ending on the Observation Date immediately preceding the relevant Interest Payment Date, is greater than or equal to N, 1; or b) if the number of Credit Events that have occurred in relation to any Reference Entity (Interest) within the Basket during the period commencing on the Observation Start Date and ending on the Observation Date immediately preceding the relevant Interest Payment Date, is less than N, zero.

"N" shall be the figure specified in the Final Terms under the heading "CLN Interest Provisions".

(k) ***Nth and Nth+1 to Default CLN Interest***

If the Notes are specified as bearing "Nth and Nth+1 to Default CLN Interest", the Interest Rate may be fixed or floating and the amount of interest for each Interest Period shall be calculated in the manner specified in one of the other provisions of this Condition 5 (*Interest*), save that the Calculation Amount which is used to determine the Interest Amount payable in accordance with such other Condition (the "**Adjusted Calculation Amount**") shall be adjusted as follows:

- (i) if "**Determination Date Exposure**" is specified in the Final Terms, the Calculation Amount specified in the Final Terms shall be multiplied by the Adjusted Portfolio Return (Interest) as at the Observation Date falling the Number of Business Days prior to

the relevant Interest Payment Date *provided however that*, in the case of any Interest Payment Date which falls after the final Observation Date, the Adjusted Portfolio Return (Interest) shall be determined as at the final Observation Date, or

- (ii) if "**Weighted Average Exposure**" is specified in the Final Terms, the Calculation Amount specified in the Final Terms shall be multiplied by the weighted average of the Adjusted Portfolio Return (Interest) on each calendar day from and including the preceding Interest Payment Date to (but excluding) the Observation Date on or preceding the relevant Interest Payment Date, as determined by the Issuer in its sole discretion *provided however that*, in the case of any Interest Period which commences on or after the final Observation Date, the weighted average of the Adjusted Portfolio Return (Interest) for each calendar day during the relevant Interest Period shall be equal to the Adjusted Portfolio Return (Interest) on the final Observation Date, as determined by the Issuer in its sole discretion.

The "**Adjusted Portfolio Return (Interest)**" shall be the result obtained by subtracting the Adjusted Portfolio Loss (Interest) from 1.

The "**Adjusted Portfolio Loss (Interest)**" will mean:

- (i) if the number of Credit Events that have occurred in relation to any Reference Entity (Interest) within the Basket during the period commencing on the Observation Start Date and ending on the Observation Date immediately preceding the relevant Interest Payment Date is greater than N, the sum of the Basket Participation of the Nth Reference Entity (Interest) to default and the Nth plus 1 (i.e. the immediately succeeding) Reference Entity (Interest) to default within the Basket; or
- (ii) if the number of Credit Events that have occurred in relation to any Reference Entity (Interest) within the Basket during the period commencing on the Observation Start Date and ending on the Observation Date immediately preceding the relevant Interest Payment Date is equal to N, an amount equal to the Basket Participation of the Nth Reference Entity (Interest) in respect of which a Credit Event occurs; or
- (iii) if the number of Credit Events that have occurred in relation to any Reference Entity (Interest) within the Basket during the period commencing on the Observation Start Date and ending on the Observation Date immediately preceding the relevant Interest Payment Date, is less than N, zero.

"N" shall be the figure specified in the Final Terms under the heading "CLN Interest Provisions".

(l) ***Capped Floor Float***

If this Condition 5(l) (*Capped Floor Float*) is specified as applicable in the relevant Final Terms, the Interest Amount for the applicable Interest Period will be equal to the Calculation Amount multiplied by:

- (a) the lower of the Cap Strike and the Adjusted Reference Rate Return; and
- (b) the Day Count Fraction.

The "**Adjusted Reference Rate Return**" will be the higher of:

- (a) the Gearing multiplied by the sum of the Reference Rate and the applicable Spread; and
- (b) the Floor Strike.

The "**Spread**" will be the value specified in the applicable Final Terms.

The "**Gearing**" means the value specified in the applicable Final Terms.

(m) ***Cap Floor***

If this Condition 5(m) (*Cap Floor*) is specified as applicable in the relevant Final Terms, the Interest Amount for the applicable Interest Period will be equal to the sum of the Cap Amount and the Floor Amount.

The "**Cap Amount**" will be equal to the Calculation Amount multiplied by:

- (a) the Cap Value;
- (b) the Leverage (Cap);
- (c) the Cap Return; and
- (d) the Day Count Fraction.

The "**Cap Value**" will be either 1, minus 1 or zero, as specified in the applicable Final Terms.

The "**Leverage (Cap)**" will be the value specified in the applicable Final Terms.

The "**Cap Return**" will be the higher of (x) the result obtained by subtracting the Cap Strike from the Reference Rate; and (y) zero.

The "**Floor Amount**" will be equal to the Calculation Amount multiplied by:

- (a) The Floor Value;
- (b) the Leverage (Floor)
- (c) the Floor Return; and
- (d) the Day Count Fraction.

The "**Floor Value**" will be either 1, minus 1 or zero, as specified in the applicable Final Terms.

The "**Leverage (Floor)**" will be the value specified in the applicable Final Terms.

The "**Floor Return**" will be the higher of (x) the result obtained by subtracting the Reference Rate from the Floor Strike and (y) zero.

(n) ***Cap Floor Spread***

If this Condition 5(n) (*Cap Floor Spread*) is specified as applicable in the relevant Final Terms, the Interest Amount for the applicable Interest Period will be equal to the sum of the Cap Spread Amount and the Floor Spread Amount.

The "**Cap Spread Amount**" will be equal to the Calculation Amount multiplied by:

- (a) The Cap Value;
- (b) the Leverage (Cap);
- (c) the Cap Return; and
- (d) the Day Count Fraction.

The "**Cap Value**" will be either 1, minus 1 or zero, as specified in the applicable Final Terms.

The "**Leverage (Cap)**" will be the value specified in the applicable Final Terms.

The "**Cap Return**" will be the lower of:

- (a) the result obtained by subtracting the Cap Strike Lower from the Cap Strike Upper; and
- (b) the higher of (x) the result obtained by subtracting the Cap Strike Lower from the Reference Rate; and (y) zero.

The "**Floor Spread Amount**" will be equal to the Calculation Amount multiplied by:

- (a) The Floor Value;
- (b) the Leverage (Floor)
- (c) the Floor Return; and
- (d) the Day Count Fraction.

The "**Floor Value**" will be either 1, minus 1 or zero, as specified in the applicable Final Terms.

The "**Leverage (Floor)**" will be the value specified in the applicable Final Terms.

The "**Floor Return**" will be the lower of:

- (a) the result obtained by subtracting the Floor Strike Lower from the Floor Strike Upper; and
- (b) the higher of (x) the result obtained by subtracting the Reference Rate from the Floor Strike Upper and (y) zero.

(o) ***Range Accrual***

If this Condition 5(o) (*Range Accrual*) is specified as applicable in the relevant Final Terms, the Interest Amount for the applicable Interest Period will be equal to the Calculation Amount multiplied by:

- (a) X
- (b) the Relevant Proportion; and
- (c) the Day Count Fraction.

"X" shall be the value specified in the applicable Final Terms

The "**Relevant Proportion**" shall be calculated by dividing the number of days during the relevant Interest Period on which the Reference Rate, Reference Asset or Basket is lower than or equal to Strike Upper and greater than or equal to the Strike Lower, by the total number of days during the applicable Interest Period.

(p) ***Range Accrual In/Out***

If this Condition 5(p) (*Range Accrual In/Out*) is specified as applicable in the relevant Final Terms, the Interest Amount for the applicable Interest Period will be equal to the Calculation Amount multiplied by:

- (a) the Adjusted Range Performance; and
- (b) the Day Count Fraction.

The "**Adjusted Range Performance**" will be the higher of the Floor Strike and the Range Performance.

The "**Range Performance**" will be calculated by subtracting the Range Failure Value from the Range Success Value, and dividing the result by the total number of days during the applicable Interest Period.

The "**Range Success Value**" will be the product of X and the number of days during the relevant Interest Period where the Reference Rate is lower than Strike Upper and greater than the Strike Lower.

The "**Range Failure Value**" will be the product of Y and the number of days during the relevant Interest Period where the Reference Rate is greater than Strike Upper or lower than the Strike Lower.

"X" and "Y" will be the values specified in the applicable Final Terms.

(q) ***Knockout Range Accrual***

If this Condition 5(q) (*Knockout Range Accrual*) is specified as applicable in the relevant Final Terms, the Interest Amount for the applicable Interest Period will be equal to the Calculation Amount multiplied by:

- (a) X
- (b) the Relevant Proportion; and
- (c) the Day Count Fraction.

"X" shall be the value specified in the applicable Final Terms.

The "**Relevant Proportion**" shall mean, in relation to each applicable Interest Period:

- (a) if no Knock Out Event has occurred in previous Interest Periods or in the current Interest Period, the Relevant Proportion shall be 1 (one)
- (b) if a Knock Out Event occurs for the first time in the current Interest Period, the Relevant Proportion shall be calculated by dividing the number of Observation Dates in the current Interest Period occurring prior to the Knock Out Event by the total number of Observation Dates in the applicable Interest Period
- (c) if a Knock Out Event has occurred in a previous Interest Period, the Relevant Proportion shall be 0 (zero)

The "**Knock Out Event**" is defined as any Observation Date where the Reference Rate is greater than Strike Upper or lower than Strike Lower.

(r) ***Binary Cap/Floor***

If this Condition 5(r) (*Binary Cap/Floor*) is specified as applicable in the relevant Final Terms then:

If the Reference Rate is greater than or equal to the Cap Strike, the Interest Amount for the applicable Interest Period will be equal to the Calculation Amount multiplied by:

- (a) X; and
- (b) the Day Count Fraction.

If the Reference Rate is less than the Cap Strike, the Interest Amount for the applicable Interest Period will be equal to the Calculation Amount multiplied by:

- (a) Z; and
- (b) the Day Count Fraction.

If the Reference Rate is less than or equal to the Floor Strike, the Interest Amount will be equal to the Calculation Amount multiplied by:

- (a) Y; and
- (b) the Day Count Fraction.

If the Reference Rate is greater than the Floor Strike, the Interest Amount will be equal to the Calculation Amount multiplied by:

- (a) W; and
- (b) the Day Count Fraction.

"W", "X", "Y" and "Z" will be the values specified in the applicable Final Terms.

(s) ***Binary Zero Coupon***

If this Condition 5(s) (*Binary Zero Coupon*) is specified as applicable in the relevant Final Terms, the Interest Amount will only be payable on the Redemption Date, and will be equal to:

- (a) the product of the Calculation Amount and the Periodic Return, less
- (b) the Calculation Amount.

The "**Periodic Return**" will be the product of the Reference Rate Return.

The "**Reference Rate Return**" for each applicable Reference Rate will be the sum of:

- (a) 1; and
- (b) the Rate Value multiplied by the applicable Day Count Fraction.

The "**Rate Value**" will be X if the Reference Rate is greater than K, or Y if the Reference Rate is less than or equal to K.

"K", "X" and "Y" will be the values specified in the applicable Final Terms.

(t) ***Inverse Floater***

If this Condition 5(t) (*Inverse Floater*) is specified as applicable in the relevant Final Terms, the Interest Amount for the applicable Interest Period will be equal to the product of the Calculation Amount, the Reference Rate Return and the applicable Day Count Fraction.

The "**Reference Rate Return**" will be the sum of Y and the lower of

- (a) Z and
- (b) the higher of: (x) zero; and (y) k multiplied by the result of subtracting the Reference Rate from X.

"k", "X", "Y" and "Z" will be the values specified in the applicable Final Terms.

(u) ***Autocallable Rate***

If this Condition 5(u) (*Autocallable Rate*) is specified as applicable in the relevant Final Terms, then if the Autocall Condition is satisfied on any applicable Valuation Date during the relevant Interest Period, the Interest Amount for the relevant Interest Period will be equal to the Calculation Amount, multiplied by X, multiplied by N, and multiplied by the applicable Day Count Fraction.

If the Autocall Condition is not satisfied on any applicable Valuation Date during the relevant Interest Period, the Interest Amount for the relevant Interest Period will be zero.

"N" means the number of Interest Periods that have passed up to and including the Interest Period during which the Autocall Condition is satisfied, or such other value as may be specified in the applicable Final Terms.

"X" will be the value specified in the applicable Final Terms.

The "**Autocall Condition**" means that the Reference Rate exceeds the Coupon Barrier Level, equals the Coupon Barrier Level, or is below the Coupon Barrier Level, as specified in the applicable Final Terms.

(v) ***Digital Long***

If this Condition 5(v) (*Digital Long*) is specified as applicable in the relevant Final Terms, then if the Basket Return on any Interest Determination Date is equal to or greater than the Basket Strike Level, the Interest Amount will be the Calculation Amount multiplied by the Coupon.

The Basket Return will be determined in accordance with Condition 6(a)(i) ("*Basket Long*" structure) or Condition 6(a)(ii) ("*Basket Short*" structure), as specified in the Final Terms.

If the Basket Return is not equal to or greater than the Basket Strike Level on any Interest Determination Date, the Interest Amount will be zero.

(w) ***Digital Short***

If this Condition 5(w) (*Digital Short*) is specified as applicable in the relevant Final Terms, then if the Basket Return on any Interest Determination Date is equal to or below the Basket Strike Level, the Interest Amount for the relevant Interest Period will be the Calculation Amount multiplied by the Coupon.

If the Basket Return is above the Basket Strike Level on any Interest Determination Date, the Interest Amount for the relevant Interest Period will be zero.

The Basket Return will be determined in accordance with Condition 6(a)(i) ("*Basket Long*" structure) or Condition 6(a)(ii) ("*Basket Short*" structure), as specified in the Final Terms.

(x) ***Best of/Worst of Digital Long***

If this Condition 5(x) (*Best of/Worst of Digital Long*) is specified as applicable in the relevant Final Terms, then if the Reference Asset Return of the Nth best performing Reference Asset on any Interest Determination Date is equal to or greater than the Barrier Level, the Interest Amount for the relevant Interest Period will be the Calculation Amount multiplied by the Coupon.

If the Reference Asset Return of the Nth best performing Reference Asset is below the Barrier Level on any Interest Determination Date, the Interest Amount for the relevant Interest Period will be zero.

The "**Nth best performing**" Reference Asset will be the Reference Asset with the Nth highest Reference Asset Return, as determined in accordance with Condition 6(a)(i) ("*Basket Long*" structure) or Condition 6(a)(ii) ("*Basket Short*" structure), as specified in the Final Terms, where "N" shall be the value specified in the Final Terms.

(y) ***Best of/Worst of Digital Short***

If this Condition 5(y) (*Best of/Worst of Digital Short*) is specified as applicable in the relevant Final Terms, then:

If the Reference Asset Return of the Nth best performing Reference Asset on any Interest Determination Date is equal to or below the Barrier Level, the Interest Amount for the relevant Interest Period will be the Calculation Amount multiplied by the Coupon.

If the Reference Asset Return of the Nth best performing Reference Asset is above the Barrier Level on any Interest Determination Date, the Interest Amount for the relevant Interest Period will be zero.

The "**Nth best performing**" Reference Asset will be the Reference Asset with the Nth highest Reference Asset Return, as determined in accordance with Condition 6(a)(i) ("*Basket Long*" structure) or Condition 6(a)(ii) ("*Basket Short*" structure), as specified in the Final Terms, where "N" shall be the value specified in the Final Terms.

(z) ***Worst of Digital Memory Coupon 2***

If this Condition 5(z) (*Worst of Digital Memory Coupon 2*) is specified as applicable in the relevant Final Terms, then the Interest Amount for the relevant Interest Period will be calculated by multiplying the Calculation Amount by the higher of: (i) the Coupon Level less the Paid Coupon and (ii) zero.

The "**Coupon Level**" means, on any Interest Determination Date, the product of N, the Coupon Barrier Level and the Coupon.

"N" will be the number of the relevant Valuation Date where the first Valuation Date has the value N=1, the second Valuation Date has the Value N=2, and so forth.

The "**Coupon**" will be the value specified in the applicable Final Terms, and

The "**Coupon Barrier Level**" will be 1 if the Reference Asset Return (as determined in accordance with Condition 6(a)(i) ("*Basket Long*" structure) or Condition 6(a)(ii) ("*Basket Short*" structure), as specified in the Final Terms) for every Reference Asset within the Basket is greater than, or equal to, the Barrier Level on each Interest Determination Date, otherwise it will be zero.

The "**Paid Coupon**" means the sum of all coupons which have been paid up to (but excluding) the relevant Interest Determination Date.

(aa) ***Digital Podium Long***

If this Condition 5(aa) (*Digital Podium Long*) is specified as applicable in the relevant Final Terms, then:

If the Reference Asset Return for each Reference Asset on any Interest Determination Date is equal to or greater than the relevant Barrier Level, the Interest Amount for the relevant Interest Period will be the Calculation Amount multiplied by the Coupon.

If the Reference Asset Return for each of the N best performing Reference Assets equal to or greater than the relevant Barrier Level on any Interest Determination Date, the Interest Amount for the relevant Interest Period will be the Calculation Amount multiplied by the Coupon 2.

The "**N best performing**" Reference Assets will be the pre-specified number of Reference Assets with the highest Reference Asset Return, as determined in accordance with Condition 6(a)(i) ("*Basket Long*" structure) or Condition 6(a)(ii) ("*Basket Short*" structure), as specified in the Final Terms, where "N" shall be the value specified in the Final Terms.

If the Reference Asset Return for each of the N best performing Reference Assets is not equal to or greater than the relevant Barrier Level on any Interest Determination Date, the Interest Amount for the relevant Interest Period will be zero.

(bb) ***Digital Podium Short***

If this Condition 5(bb) (*Digital Podium Short*) is specified as applicable in the relevant Final Terms, then:

If the Reference Asset Return for each Reference Asset on any Interest Determination Date is equal to or below the relevant Barrier Level, the Interest Amount for the relevant Interest Period will be the Calculation Amount multiplied by the Coupon.

If the Reference Asset Return for each of the N worst performing Reference Assets is equal to or below the relevant Barrier Level on any Interest Determination Date, the Interest Amount for the relevant Interest Period will be the Calculation Amount multiplied by the Coupon 2.

The "**N worst performing**" Reference Assets will be the pre-specified number of Reference Assets with the lowest Reference Asset Return, as determined in accordance with Condition 6(a)(i) ("*Basket Long*" structure) or Condition 6(a)(ii) ("*Basket Short*" structure), as specified in the Final Terms, where "N" shall be the value specified in the Final Terms.



If the Reference Asset Return for each of the N worst performing Reference Assets is not equal to or below the relevant Barrier Level on any Interest Determination Date, the Interest Amount for the relevant Interest Period will be zero.

(cc) ***Series of Digitals***

If this Condition 5(cc) (*Series of Digitals*) is specified as applicable in the relevant Final Terms, then the Interest Amount for the relevant Interest Period will be equal to the Adjusted Calculation Amount multiplied by the Coupon.

"The "**Adjusted Calculation Amount**" will be the Calculation Amount multiplied by the fraction of which the numerator is the number of Reference Assets with a Closing Price which is equal to or above the relevant Barrier Level on each Observation Date during the relevant Interest Period, and the denominator is the number of Reference Assets within the Basket.

(dd) ***Cash Settled Swaption Straddle***

If this Condition 5(dd) (*Cash Settled Swaption Straddle*) is specified as applicable in the relevant Final Terms, the Interest Amount for the applicable Interest Period will be the sum of the Cash Settled Payer Swaption and the Cash Settled Receiver Swaption.

The "**Cash Settled Payer Swaption**" means an amount equal to the Calculation Amount multiplied by:

- (a) the Gearing Payer;
- (b) the higher of zero and the result obtained by subtracting the Payer Strike from the Reference Rate on the relevant Valuation Date; and
- (c) the Payer Annuity (Cash).

The "**Gearing Payer**" means the value specified in the applicable Final Terms.

The "**Payer Strike**" means the value specified in the applicable Final Terms.

The "**Payer Annuity (Cash)**" means the present value of an annuity payment of 1 based on the same payment dates and conventions as the fixed rate leg in the underlying swap of the swaption and calculated by the Calculation Agent on the Valuation Date using the Reference Rate as discount rate.

The "**Cash Settled Receiver Swaption**" means an amount equal to the Calculation Amount multiplied by:

- (a) the Gearing Receiver;
- (b) the higher of zero and the result obtained by subtracting the Reference Rate at the Valuation Time on the relevant Valuation Date from the Receiver Strike; and
- (c) the Receiver Annuity (Cash).

The "**Gearing Receiver**" means the value specified in the applicable Final Terms.

The "**Receiver Strike**" means the value specified in the applicable Final Terms.

The "**Receiver Annuity (Cash)**" means the present value of an annuity payment of 1 based on the same payment dates and conventions as the fixed rate leg in the underlying swap of the swaption and calculated by the Calculation Agent on the Valuation Date using the Reference Rate as discount rate.

(ee) ***Power Cap/Floor***

If this Condition 5(ee) (*Power Cap/Floor*) is specified as applicable in the relevant Final Terms, the Interest Amount for the applicable Interest Period will be equal to the Calculation Amount multiplied by:

- (a) the Interest Rate;
- (b) the Day Count Fraction.

The "**Interest Rate**" is the lower of the Maximum Interest Rate and the Power Return.

The "**Power Return**" means the higher of: i) zero and ii) the Adjusted Reference Rate, in either case raised to the power of the Power Factor.

The "**Adjusted Reference Rate Return**" means the product of the Gearing and the result obtained by subtracting the Strike Level from the Reference Rate at the Valuation Time on the relevant Valuation Date.

The "**Gearing**" means the value specified in the applicable Final Terms.

The "**Power Factor**" means the value specified in the applicable Final Terms.

(ff) ***Compounding Floater***

If this Condition 5(ff) (*Compounding Floater*) is specified as applicable in the relevant Final Terms, the Interest Amount for the applicable Interest Period will be paid on the Redemption Date and will be equal to the Calculation Amount multiplied by the Compounded Interest Rate.

The "**Compounded Interest Rate**" is the periodically compounded Interest Rate, taking the applicable day count fraction into account.

The "**Interest Rate**" is the lower of the Maximum Interest Rate and the Adjusted Reference Rate Return.

The "**Adjusted Reference Rate Return**" means the higher of:

- (i) the Floor Value; and
- (ii) the Gearing multiplied by the sum of the Reference Rate on the applicable Valuation Date(s) and the Spread.

The "**Floor Value**" means the value specified in the applicable Final Terms.

The "**Spread**" means the value specified in the applicable Final Terms.

The "**Gearing**" means the value specified in the applicable Final Terms.

(gg) ***Lock-In 1***

If this Condition 5(gg) (*Lock-In 1*) is specified as applicable in the relevant Final Terms, the Interest Amount for the applicable Interest Period will be equal to the product of the Calculation Amount, the Interest Rate and the applicable Day Count Fraction.

The "**Interest Rate**" means:

- (a) if the Reference Rate has fulfilled the Lock in Condition at the Valuation Time on any Valuation Date, then the Interest Rate will be equal to the Fixed Rate;
- (b) if the Reference Rate has not fulfilled the Lock in Condition at the Valuation Time on any Valuation Date, the Interest Rate will be the lower of the Maximum Interest Rate and the Adjusted Reference Rate Return.

The "**Lock in Condition**" is fulfilled if the Reference Rate is either greater than the Strike Upper or lower than the Strike Lower.

The "**Fixed Rate**" means the value specified in the applicable Final Terms.

The "**Adjusted Reference Rate Return**" means the higher of:

- (i) the Floor Value; and
- (ii) the sum of the Reference Rate at the Valuation Time on the relevant Valuation Date and the Spread, less the Strike Level.

The "**Floor Value**" means the value specified in the applicable Final Terms.

The "**Spread**" means the value specified in the applicable Final Terms.

(hh) ***Lock-In 2***

If this Condition 5(hh) (*Lock-In 2*) is specified as applicable in the relevant Final Terms, the Interest Amount for the applicable Interest Period will be equal to the product of the Calculation Amount, the Interest Rate and the applicable Day Count Fraction.

The "**Interest Rate**" means:

- (a) if the Reference Rate has not fulfilled the Lock in Condition at the Valuation Time on any Valuation Date, then the Interest Rate will be equal to the Fixed Rate;
- (b) if the Reference Rate has fulfilled the Lock in Condition at the Valuation Time on any Valuation Date, the Interest Rate will be the lower of the Maximum Interest Rate and the Adjusted Reference Rate Return.

The "**Lock in Condition**" is fulfilled if the Reference Rate is either greater than the Strike Upper or lower than the Strike Lower.

The "**Fixed Rate**" means the value specified in the applicable Final Terms.

The "**Adjusted Reference Rate Return**" means the higher of:

- (i) the Floor Value; and
- (ii) the sum of the Reference Rate at the Valuation Time on any Valuation Date and the Spread, less the Strike Level.

The "**Floor Value**" means the value specified in the applicable Final Terms.

The "**Spread**" means the value specified in the applicable Final Terms.

(ii) ***Snowball***

If this Condition 5(ii) (*Snowball*) is specified as applicable in the relevant Final Terms, the Interest Amount for the applicable Interest Period will be equal to the product of the Calculation Amount, the Interest Rate and the applicable Day Count Fraction.

The "**Interest Rate**" will be equal to the sum of the Coupon Return for each applicable Valuation Period.

The "**Coupon Return**" will be:

- (i) on the Initial Valuation Date, the Coupon;
- (ii) on each subsequent Valuation Date, the Adjusted Coupon.

The "**Adjusted Coupon**" will be the higher of:

- (i) zero; and
- (ii) the sum of:
  - (a) Coupon Return on the immediately preceding Valuation Date; and
  - (b) the product of (X) the result obtained by subtracting the Reference Rate at the Valuation Time on the applicable Valuation Date from the Strike Level, and (Y) K.

"**K**" means the value specified in the applicable Final Terms.

(jj) **Accumulator**

If this Condition 5(jj) (*Accumulator*) is specified as applicable in the relevant Final Terms, the Interest Amount for the applicable Interest Period will be equal to the product of the Calculation Amount, the Interest Rate and the applicable Day Count Fraction.

The "**Interest Rate**" will be equal to the Coupon Return for each applicable Valuation Period.

The "**Coupon Return**" will be:

- (i) on the Initial Valuation Date, the Initial Coupon;
- (ii) on each subsequent Valuation Date, the sum of:
  - (a) the Coupon Return on the immediately preceding Valuation Date; and
  - (b) the Adjusted Coupon

The "**Adjusted Coupon**" will be the Gearing multiplied by the higher of:

- (i) the Floor Value; and
- (ii) the result obtained by subtracting the Strike Level from the Reference Rate at the Valuation Time on the applicable Valuation Date.

"**Gearing**" means the value specified in the applicable Final Terms.

"**Floor Value**" means the value specified in the applicable Final Terms.

(kk) **Binary Accumulator**

If this Condition 5(kk) (*Binary Accumulator*) is specified as applicable in the relevant Final Terms, the Interest Amount for the applicable Interest Period will be equal to the product of the Calculation Amount, the Interest Rate and the applicable Day Count Fraction.

The "**Interest Rate**" will be equal to the Coupon Return for each applicable Valuation Period.

The "**Coupon Return**" will be:

- (i) on the Initial Valuation Date, the Initial Coupon;
- (ii) on each subsequent Valuation Date, the sum of:
  - (a) the Coupon Return on the immediately preceding Valuation Date; and
  - (b) the Adjusted Coupon.

The "**Adjusted Coupon**" will be the higher of:

- (i) the Floor Value; and

(ii) the Coupon Rate.

"**Floor Value**" means the value specified in the applicable Final Terms.

"**Coupon Rate**" means:

- (a) if the Reference Rate at the Valuation Time on the applicable Valuation Date is less than or equal to X and greater than or equal to Y, the Coupon; or
- (b) otherwise, zero.

(ll) ***Contingent Cap/Floor***

If this Condition 5(ll) (*Contingent Cap/Floor*) is specified as applicable in the relevant Final Terms, the Interest Amount for the applicable Interest Period will be equal to the product of the Calculation Amount, the Interest Rate and the applicable Day Count Fraction.

The "**Interest Rate**" will be:

- (a) if the Reference Rate 2 at the Valuation Time on the applicable Valuation Date is greater than or equal to Strike 2 the higher of:
  - (i) zero; and
  - (ii) the Gearing multiplied by the result obtained by subtracting the Strike Level from the Reference Rate on the applicable Valuation Date;
- (b) if the Reference Rate 2 on the applicable Valuation Date is less than Strike 2, zero.

"**Reference Rate 2**" means the value specified in the applicable Final Terms.

"**Strike 2**" means the value specified in the applicable Final Terms.

The "**Gearing**" means the value specified in the applicable Final Terms.

(mm) ***Dual Digital Cap***

If this Condition 5(mm) (*Dual Digital Cap*) is specified as applicable in the relevant Final Terms, the Interest Amount for the applicable Interest Period will be equal to the product of the Calculation Amount, the Interest Rate and the applicable Day Count Fraction.

The "**Interest Rate**" will be:

- (a) if the Reference Rate at the Valuation Time on the applicable Valuation Date is greater than or equal to the Strike Level and the Reference Rate 2 at the Valuation Time on the applicable Valuation Date is greater than or equal to Strike 2, the Coupon;
- (b) if the Reference Rate at the Valuation Time on the applicable Valuation Date is lower than the Strike Level and/or the Reference Rate 2 at the Valuation Time on the applicable Valuation Date is lower than Strike 2, zero.

"**Reference Rate 2**" means the value specified in the applicable Final Terms.

"**Strike 2**" means the value specified in the applicable Final Terms.

(nn) ***Dual Digital Floor***

If this Condition 5(nn) (*Dual Digital Floor*) is specified as applicable in the relevant Final Terms, the Interest Amount for the applicable Interest Period will be equal to the product of the Calculation Amount, the Interest Rate and the applicable Day Count Fraction.

The "**Interest Rate**" will be:

- (a) if the Reference Rate at the Valuation Time on the applicable Valuation Date is less than or equal to the Strike Level and the Reference Rate 2 at the Valuation Time on the applicable Valuation Date is less than or equal to Strike 2, the Coupon;
- (b) if the Reference Rate at the Valuation Time on the applicable Valuation Date is greater than the Strike Level and/or the Reference Rate 2 at the Valuation Time on the applicable Valuation Date is greater than Strike 2, zero.

"**Reference Rate 2**" means the value specified in the applicable Final Terms.

"**Strike 2**" means the value specified in the applicable Final Terms.

(oo) ***Binary Inflation Cap***

If this Condition 5(oo) (*Binary Inflation Cap*) is specified as applicable in the relevant Final Terms, the Interest Amount for the applicable Interest Period will be equal to the product of the Calculation Amount, the Interest Rate and the applicable Day Count Fraction.

The "**Interest Rate**" will be:

If the Inflation Rate is greater than or equal to the Strike Level as at the Valuation Time on the applicable Valuation Date, the Interest Rate will be equal to the Coupon, otherwise the Interest Rate will be zero.

(pp) ***Binary Inflation Floor***

If this Condition 5(pp) (*Binary Inflation Floor*) is specified as applicable in the relevant Final Terms, the Interest Amount for the applicable Interest Period will be equal to the product of the Calculation Amount, the Interest Rate and the applicable Day Count Fraction.

The "**Interest Rate**" will be:

If the Inflation Rate is less than or equal to the Strike Level as at the Valuation Time on the applicable Valuation Date, the Interest Rate will be equal to the Coupon, otherwise the Interest Rate will be zero.

(qq) ***Binary Inflation Range***

If this Condition 5(qq) (*Binary Inflation Range*) is specified as applicable in the relevant Final Terms, the Interest Amount for the applicable Interest Period will be equal to the product of the Calculation Amount, the Interest Rate and the applicable Day Count Fraction.

The "**Interest Rate**" will be:

If the Inflation Rate is greater than or equal to the Strike Lower and less than or equal to the Strike Upper as at the Valuation Time on the applicable Valuation Date, the Interest Rate will be equal to the Coupon, otherwise the Interest Rate will be zero.

(rr) ***Inflation Range Accrual***

T If this Condition 5(rr) (*Inflation Range Accrual*) is specified as applicable in the relevant Final Terms, the Interest Amount for the applicable Interest Period will be equal to the product of the Calculation Amount, the Interest Rate and the applicable Day Count Fraction.

The "**Interest Rate**" will be equal to the Coupon multiplied by the result of the fraction where the numerator is the number of Valuation Periods that satisfy the Range Accrual Condition, and the denominator is the total number of Valuation Periods.

The "**Range Accrual Condition**" means that the Inflation Rate is greater than or equal to the Strike Lower and less than or equal to the Strike Upper as at the Valuation Time on the applicable Valuation Date.

(ss) ***Inflation Cap/Floor***

If this Condition 5(ss) (*Inflation Cap/Floor*) is specified as applicable in the relevant Final Terms, the Interest Amount for the applicable Interest Period will be equal to the product of the Calculation Amount, the Gearing, the Inflation Return and the applicable Day Count Fraction.

The "**Gearing**" will be the value specified in the applicable Final Terms.

The "**Inflation Return**" will be the higher of:

- (a) zero; and
- (b) the product of the Flag and the result of subtracting the Strike Level from the Inflation Rate as at the Valuation Time on the applicable Valuation Date.

The "**Flag**" will be the value specified in the applicable Final Terms.

(tt) ***Inflation Straddle***

If this Condition 5(tt) (*Inflation Straddle*) is specified as applicable in the relevant Final Terms, the Interest Amount for the applicable Interest Period will be equal to the product of the sum of the Inflation Cap and the Inflation Floor, the Calculation Amount and the applicable Day Count Fraction.

The "**Inflation Cap**" will be equal to the product of the Gearing (Cap) and the higher of:

- (a) the result obtained by subtracting the Strike Upper from the Inflation Rate at the Valuation Time on the on the applicable Valuation Date; and
- (b) zero.

The "**Inflation Floor**" will be equal to the product of the Gearing (Floor) and the higher of:

- (a) the result obtained by subtracting the Strike Lower from the Inflation Rate at the Valuation Time on the on the applicable Valuation Date; and
- (b) zero.

"**Gearing (Cap)**" means the value specified in the applicable Final Terms.

"**Gearing (Floor)**" means the value specified in the applicable Final Terms.

"**Strike Upper**" means the value specified in the applicable Final Terms.

"**Strike Lower**" means the value specified in the applicable Final Terms.

(uu) ***Inflation Cap Floor Spread***

If this Condition 5(uu) (*Inflation Cap Floor Spread*) is specified as applicable in the relevant Final Terms, the Interest Amount for the applicable Interest Period will be equal to the product of the sum of the Inflation Cap Spread and the Inflation Floor Spread, the Calculation Amount and the applicable Day Count Fraction.

The "**Inflation Cap Spread**" will be equal to the product of:

- (a) The Cap Value;
- (b) the Leverage (Cap); and
- (c) the Cap Return.

The "**Cap Value**" will be either 1, minus 1 or zero, as specified in the applicable Final Terms.

The "**Leverage (Cap)**" will be the value specified in the applicable Final Terms.

The "**Cap Return**" will be the lower of:

- (a) the result obtained by subtracting the Cap Strike Lower from the Cap Strike Upper; and
- (b) the higher of (x) the result obtained by subtracting the Cap Strike Lower from the Inflation Rate as at the Valuation Time on the applicable Valuation Date; and (y) zero).

The "**Inflation Floor Spread**" will be equal to the product of:

- (a) The Floor Value;
- (b) the Leverage (Floor); and
- (c) the Floor Return.

The "**Floor Value**" will be either 1, minus 1 or zero, as specified in the applicable Final Terms.

The "**Leverage (Floor)**" will be the value specified in the applicable Final Terms.

The "**Floor Return**" will be the lower of:

- (a) the result obtained by subtracting the Floor Strike Lower from the Floor Strike Upper; and
- (b) the higher of (x) the result obtained by subtracting the Inflation Rate as at the Valuation Time on the applicable Valuation Date from the Floor Strike Upper and (y) zero).

(vv) ***ZC Inflation Cap Floor***

If this Condition 5(vv) (*ZC Inflation Cap Floor*) is specified as applicable in the relevant Final Terms, the Interest Amount for the applicable Interest Period will be equal to the product of the Calculation Amount, the Gearing and the higher of:

- (a) zero; and
- (b) the Inflation Return.

The "**Gearing**" will be the value specified in the applicable Final Terms.

The "**Inflation Return**" means the product of:

- (i) the Flag; and
- (ii) the result of subtracting the Strike Deductible from the Inflation Rate as at the Valuation Time on the applicable Valuation Date.

The "**Strike Deductible**" means:

- (i) the sum of 1 and the Strike Level;
- (ii) raised to the power of the Tenor;
- (iii) less 1.

The "**Flag**" will be the value specified in the applicable Final Terms.

The "**Tenor**" means the value specified in the applicable Final Terms.



(ww) ***Inflation Linker 1***

If this Condition 5(ww) (*Inflation Linker 1*) is specified as applicable in the relevant Final Terms the Interest Amount for the applicable Interest Period will be equal to the product of the Calculation Amount, the Gearing and the Inflation Return.

The "**Gearing**" will be the value specified in the applicable Final Terms.

The "**Inflation Return**" will be the higher of:

- (i) zero; and
- (ii) the sum of the Inflation Rate as at the Valuation Time on the applicable Valuation Time on the relevant Valuation Date and the Spread.

The "**Spread**" will be the value specified in the applicable Final Terms.

(xx) ***Inflation Linker 2***

If this Condition 5(xx) (*Inflation Linker 2*) is specified as applicable in the relevant Final Terms the Interest Amount for the applicable Interest Period will be equal to the product of the Calculation Amount, the Coupon and the Inflation Adjustment.

The "**Inflation Adjustment**" will be the result obtained by dividing the Inflation Index as at the Valuation Time on the applicable Valuation Date by the Inflation Index on the Initial Valuation Date.

The "**Inflation Index**" will be the value specified in the applicable Final Terms.

(yy) ***Strip of Call Spreads***

If this Condition 5(yy) (*Strip of Call Spreads*) is specified as applicable in the Final Terms, the Interest Amount for the applicable Interest Period will be equal to the product of the Calculation Amount and the higher of:

- (a) the Minimum Basket Return; and
- (b) the lower of: (i) the Coupon and (ii) the Basket Return (Interest).

The "**Basket Return (Interest)**" will be the sum of the Weighted Asset Return (Interest) for each Reference Asset (Interest) in the Basket.

The "**Weighted Asset Return (Interest)**" is the average of the Reference Asset Return (Interest) multiplied by the applicable Basket Participation (Interest) for the relevant Reference Asset (Interest) on each Interest Determination Date.

The "**Reference Asset Return (Interest)**" will be the result obtained by dividing the Final Price for the relevant Reference Asset (Interest) on the applicable Interest Determination Date by the Initial Price and subtracting the Strike Level.

(zz) ***General Conditions relating to Interest***

If an Interest Rate cannot be determined for any reason, whether due to an inability to value a particular Reference Asset, due to an event referred to in the first paragraph of Condition 22 (*Limitation of liability etc.*), or for any other reason, interest shall continue to accrue on the Notes at the rate applicable to the then current Interest Period. The Issuing Agent (or, where applicable, the Calculation Agent) or the Issuer shall, as soon as the relevant event has ceased, calculate the new Interest Rate which shall apply from the second Business Day after the date of calculation until the expiry of the then current Interest Period.

The Issuer may appoint another person or entity to perform calculations pursuant to these Terms and Conditions (the "**Calculation Agent**"). The name of any such Calculation Agent shall be specified in the applicable Final Terms.

If the Issuer determines, in its sole and absolute discretion, that the amount of interest actually paid to Noteholders on any Interest Payment Date was in excess of the amount of interest due and payable to Noteholders on such Interest Payment Date, as calculated in accordance with this Condition 5 (*Interest*) (such amount an "**Overpayment**"), the Issuer may reduce the amount of interest payable on any subsequent Interest Payment Date in order to compensate the Issuer for such Overpayment. The amount of interest to be deducted on any Interest Payment Date shall not exceed the aggregate of all Overpayment in respect of the relevant Notes, less any previous deductions in accordance with this Condition 5(zz) (*General Conditions relating to Interest*). The Issuer shall notify Noteholders of any reduction in the amount of interest scheduled to be paid on an Interest Payment Date, and the reasons therefor, at least 2 Business Days prior to that Interest Payment Date. Such notice shall be given to Noteholders in accordance with the provisions of Condition 16 (*Notices*).

(aaa) ***FX Component (Interest)***

If "FX Component (Interest)" is specified as applicable to one or more Interest Payment Dates in the relevant Final Terms, then the Interest Amount for the relevant Interest Payment Date, determined in accordance with whichever of the foregoing provisions of this Condition 5 (*Interest*) is specified as applicable in the relevant Final Terms, will be further multiplied by the applicable FX Factor (Interest) for the purposes of determining the overall Interest Amount payable to the Holders on the relevant Interest Payment Date.

6. **Redemption and Purchase**

(a) ***Redemption at Maturity***

The Issuer shall redeem the Notes at their Redemption Amount on the Redemption Date specified in the Final Terms. The Redemption Amount will be determined as follows, subject always to the other provisions of this Condition 6 (*Redemption and Purchase*), if applicable:

If "**Additional Amounts**" are specified as applicable in the relevant Final Terms, the Redemption Amount will be either: (i) the sum of the Base Redemption Amount and the Additional Amount or (ii) the result obtained by subtracting the Additional Amount from the Base Redemption Amount, as specified in the applicable Final Terms. The Additional Amount will be calculated in accordance with one of the performance structures set out below, as specified in the relevant Final Terms or, if Condition 6(g) (*Combination of Structures*) is applicable, the Additional Amount will be determined in accordance with Condition 6(g) (*Combination of Structures*) on the basis of a combination of the performance structures set out below, in each case as specified in the relevant Final Terms; or

If "**Additional Amounts**" are not specified as applicable in the relevant Final Terms, the Redemption Amount will equal the Base Redemption Amount, or be determined in accordance with one of the other performance structures set out in this Condition 6(a) (*Redemption at Maturity*), in each case as specified in the relevant Final Terms.

The Final Terms will specify which of the following performance structures is applicable to each Series of Notes. If the Interest Amount payable on the Redemption Date is a negative number, then it will be deducted from the Redemption Amount determined in accordance with this Condition 6 (*Redemption and Purchase*), but subject to the proviso that the Redemption Amount shall never be less than zero.

If the performance structure specified in the Final Terms is the:

(i) ***"Basket Long" structure***

The Additional Amount will be calculated by multiplying the Principal Amount of the Notes by the Participation Ratio and the Basket Return.

The "**Basket Return**" will be the sum of the Weighted Asset Return for each Reference Asset in the Basket **provided that:**

- (A) if "Basket Floor" is specified as applicable in the relevant Final Terms, the Basket Return shall be the higher of a) the Minimum Basket Return, and b) the sum of the Weighted Asset Return for each Reference Asset in the Basket; or
- (B) if "Basket Cap" is specified as applicable in the relevant Final Terms, the Basket Return shall be the lower of a) the Maximum Basket Return, and b) the sum of the Weighted Asset Return for each Reference Asset in the Basket.

The "**Weighted Asset Return**" is the Reference Asset Return multiplied by the applicable Basket Participation.

The "**Reference Asset Return**" will be the result obtained by dividing the Final Price for each Reference Asset by the Initial Price and subtracting the Strike Level *provided that*:

- (A) if "Reference Asset Floor" is specified as applicable in the relevant Final Terms, the Reference Asset Return shall be the higher of a) the Minimum Reference Asset Return for the relevant Reference Asset, and b) the Reference Asset Return calculated in the manner described in the preceding part of this definition; or
- (B) if "Reference Asset Cap" is specified as applicable in the relevant Final Terms, the Basket Return shall be the lower of a) the Maximum Reference Asset Return for the relevant Reference Asset, and b) the Reference Asset Return calculated in the manner described in the preceding part of this definition.

(ii) *"Basket Short" structure*

The Additional Amount will be calculated by multiplying the Principal Amount of the Notes by the Participation Ratio and by the Basket Return.

The "**Basket Return**" will be the sum of the Weighted Asset Return for each Reference Asset in the Basket **provided that**:

- (A) if "Basket Floor" is specified as applicable in the relevant Final Terms, the Basket Return shall be the higher of a) the Minimum Basket Return, and b) the sum of the Weighted Asset Return for each Reference Asset in the Basket; or
- (B) if "Basket Cap" is specified as applicable in the relevant Final Terms, the Basket Return shall be the lower of a) the Maximum Basket Return, and b) the sum of the Weighted Asset Return for each Reference Asset in the Basket.

The "**Weighted Asset Return**" is the Reference Asset Return multiplied by the applicable Basket Participation.

The "**Reference Asset Return**" will be determined by subtracting from the Strike Level the result obtained by dividing the Final Price for each Reference Asset by the Initial Price *provided that*:

- (A) if "Reference Asset Floor" is specified as applicable in the relevant Final Terms, the Reference Asset Return shall be the higher of a) the Minimum Reference Asset Return for the relevant Reference Asset, and b) the Reference Asset Return calculated in the manner described in the preceding part of this definition; or
- (B) if "Reference Asset Cap" is specified as applicable in the relevant Final Terms, the Basket Return shall be the lower of a) the Maximum Reference Asset Return for the relevant Reference Asset, and b) the Reference Asset Return calculated in the manner described in the preceding part of this definition.

(iii) *"Barrier outperformance" structure*

If the Basket Return (as determined in accordance with Condition 6(a)(i) ("*Basket Long*" structure) or Condition 6(a)(ii) ("*Basket Short*" structure)), as specified in the Final Terms, on any Valuation Date exceeds the Barrier Level, the Additional Amount will be the Maximum Basket Return. If the Basket Return does not exceed the Barrier Level on any Valuation Date, the Additional Amount will be zero.

(iv) *"Barrier Underperformance" structure*

If the Basket Return (as determined in accordance with Condition 6(a)(i) ("*Basket Long*" structure) or Condition 6(a)(ii) ("*Basket Short*" structure)), as specified in the Final Terms, on any Valuation Date falls below the Barrier Level, the Additional Amount will be the Maximum Basket Return. If the Basket Return does not fall below the Barrier Level on any Valuation Date, the Additional Amount will be zero.

(v) *"Best of/Worst of Barrier Outperformance" structure*

If the Reference Asset Return of the Nth best performing Reference Asset (as determined in accordance with Condition 6(a)(i) ("*Basket Long*" structure) or Condition 6(a)(ii) ("*Basket Short*" structure)), as specified in the Final Terms, on any Valuation Date exceeds the Barrier Level, the Additional Amount will be the Maximum Basket Return. If the Reference Asset Return of the Nth best performing Reference Asset does not exceed the Barrier Level on any Valuation Date, the Additional Amount will be zero.

The "**Nth best performing**" Reference Asset shall be the Reference Asset with the Nth highest Reference Asset Return, where "N" shall be the value specified in the Final Terms.

(vi) *"Best of/Worst of Barrier Underperformance" structure*

If the Reference Asset Return of the Nth best performing Reference Asset (as determined in accordance with Condition 6(a)(i) ("*Basket Long*" structure) or Condition 6(a)(ii) ("*Basket Short*" structure)), as specified in the Final Terms, on any Valuation Date falls below the Barrier Level, the Additional Amount will be the Maximum Basket Return. If the Reference Asset Return of the Nth best performing Reference Asset does not fall below the Barrier Level on any Valuation Date, the Additional Amount will be zero.

The "**Nth best performing**" Reference Asset shall be the Reference Asset with the Nth highest Reference Asset Return, where "N" shall be the value specified in the Final Terms.

(vii) *"Autocallable Structure Long"*

If the Notes have not been subject to early redemption in accordance with Condition 6(p) (*Early Redemption of Notes with Autocallable performance structure*), then the Additional Amount will be calculated as follows:

- (A) If a Risk Barrier Event has occurred on any Risk Barrier Observation Date, the Additional Amount will be calculated by multiplying the Principal Amount of the Notes with the Participation Ratio and the lower of: (i) the Basket Return on the Valuation Date and (ii) the Maximum Basket Return; or
- (B) If a Risk Barrier Event has not occurred on any Risk Barrier Observation Date, the Additional Amount will be calculated by multiplying the Principal Amount of the Notes with the Participation Ratio 2 and the higher of: (i) the Basket Return on the Valuation Date, and (ii) the Minimum Basket Return.

The "**Basket Return**" will be determined in the same manner as for the "Basket Long" structure set out in Condition 6(a)(i) ("*Basket Long*" structure) unless Condition 6(c) (*Best of/Worst of Modifier*) is specified as applicable in the relevant Final Terms, in

which case the Basket Return shall be replaced with the Reference Asset Return of the Nth Best Performing Reference Asset in accordance with the aforementioned Condition 6(a)(i) ("*Basket Long*" structure).

(viii) "*Autocallable Structure – Short*"

If the Notes have not been subject to early redemption in accordance with Condition 6(p) (*Early Redemption of Notes with Autocallable Performance Structure*), then the Additional Amount will be calculated in the same manner as Condition 6(a)(vii) (*Autocallable Structure Long*) above, save that the "**Basket Return**" and the "**Reference Asset Return**" will be determined in the same manner as for the "**Basket Short**" structure set out in Condition 6(a)(ii) ("*Basket Short*" structure).

(ix) "*Replacement Basket*" structure

The Additional Amount will be calculated by multiplying the Principal Amount of the Notes by the Participation Ratio and the Basket Return.

The "**Basket Return**" will be the sum of the Weighted Asset Return for each Reference Asset in the Basket.

The "**Weighted Asset Return**" is the Reference Asset Return multiplied by the applicable Basket Participation, **provided that** the Reference Asset Return of the N Best Performing Reference Assets, will be replaced with the Replacement Factor for the purposes of determining the Weighted Asset Return.

The "**N Best Performing Reference Assets**" will be the number "N" of Reference Assets (as specified in the Final Terms) with the highest Reference Asset Return.

The "**Reference Asset Return**" will be the result obtained by dividing the Final Price for each Reference Asset by the Initial Price and subtracting the Strike Level.

(x) "*Locally Capped Basket*" structure

The Additional Amount will be calculated by multiplying the Principal Amount of the Notes by the Participation Ratio and by the Basket Return.

The "**Basket Return**" will be the sum of the Weighted Asset Return for each Reference Asset in the Basket.

The "**Weighted Asset Return**" is the lower of: (i) the Reference Asset Return and (ii) the Maximum Performance, multiplied in either case by the applicable Basket Participation.

The "**Reference Asset Return**" will be the result obtained by dividing the Final Price for each Reference Asset by the Initial Price and subtracting the Strike Level.

(xi) "*Rainbow Basket*" structure

The Additional Amount will be calculated by multiplying the Principal Amount of the Notes by the Participation Ratio and by the Basket Return.

The "**Basket Return**" will be calculated in accordance with either the "**Basket Long Structure**" set out in Condition 6(a)(i) ("*Basket Long*" structure) or the "**Basket Short**" Structure set out in Condition 6(a)(ii) ("*Basket Short*" structure), in either case as specified in the Final Terms.

The "**Basket Participation**" will be determined on the basis of the Rainbow Basket Participation.

(xii) *"Booster Short" structure*

If the Basket Return is greater than or equal to the Initial Basket Level, the Additional Amount will be calculated by multiplying the Principal Amount of the Notes by the Participation Ratio and by the Basket Return.

If the Basket Return less than the Initial Basket Level, the Additional Amount will be calculated by multiplying the Principal Amount of the Notes by the Participation Ratio 2 and the Basket Return (which may result in a Redemption Amount of less than the Principal Amount of the Notes).

The "**Basket Return**" will be calculated in the same manner as for the "Basket Short" structure set out in Condition 6(a)(ii) ("*Basket Short*" structure).

For the purposes of calculating the Basket Return, the "**Reference Asset Return**" will be the result obtained by subtracting from the Strike Level the result obtained by dividing the Final Price for each Reference Asset by the Initial Price.

(xiii) *"Booster Long" structure*

If the Basket Return is greater than or equal to the Initial Basket Level, the Additional Amount will be calculated by multiplying the Principal Amount of the Notes by the Participation Ratio and by the Basket Return.

If the Basket Return is less than the Initial Basket Level, the Additional Amount will be calculated by multiplying the Principal Amount of the Notes by the Participation Ratio 2 and the Basket Return (which may result in a Redemption Amount of less than the Principal Amount of the Notes).

The "**Basket Return**" will be calculated in the same manner as for the "Basket Long" structure set out in Condition 6(a)(i) ("*Basket Long*" structure).

(xiv) *"Booster Risk Barrier Short" structure*

If the Basket Return is at or above the Initial Basket Level on the final Valuation Date, the Additional Amount will be calculated by multiplying the Principal Amount of the Notes by the Participation Ratio and by the Basket Return on the final Valuation Date.

If the Basket Return is at or above the Barrier Level on each Valuation Date but below the Initial Basket Level on the final Valuation Date, the Additional Amount will be zero.

If the Basket Return is below the Barrier Level on any Valuation Date and below the Initial Basket Level on the final Valuation Date, the Additional Amount will be calculated by multiplying the Principal Amount of the Notes by the Participation Ratio 2 and the Basket Return on the final Valuation Date (which may result in a Redemption Amount of less than the Principal Amount of the Notes).

The "**Basket Return**" will be calculated in the same manner as for the "Basket Short" structure set out in Condition 6(a)(ii) ("*Basket Short*" structure).

(xv) *"Booster Risk Barrier Long" structure*

If the Basket Return is at or above the Initial Basket Level on the final Valuation Date, the Additional Amount will be calculated by multiplying the Principal Amount of the Notes by the Participation Ratio and by the Basket Return on the final Valuation Date.

If the Basket Return is at or above the Barrier Level on each Valuation Date but below the Initial Basket Level on the final Valuation Date, the Additional Amount will be zero.

If the Basket Return is below the Barrier Level on any Valuation Date and below the Initial Basket Level on the final Valuation Date, the Additional Amount will be calculated by multiplying the Principal Amount of the Notes by the Participation Ratio 2

and the Basket Return on the final Valuation Date (which may result in a Redemption Amount of less than the Principal Amount of the Notes).

The "**Basket Return**" will be calculated in the same manner as for the "Basket Long" Structure set out in Condition 6(a)(i) ("*Basket Long*" structure).

For the purposes of calculating the Basket Return, the "**Reference Asset Return**" will be the result obtained by dividing the Final Price for each Reference Asset by the Initial Price, and subtracting the Strike Level.

(xvi) "*Twin-Win*"

If the Basket Return calculated in the same manner as for the "Basket Long" structure set out in Condition 6(a)(i) ("*Basket Long*" structure) is at or above the Barrier Level 2 on the relevant Valuation Date(s), the Additional Amount will be calculated by multiplying the Principal Amount of the Notes by the Participation Ratio and by the Basket Return on the Twin-Win Valuation Date calculated in the same manner as for the "Basket Long" structure set out in Condition 6(a)(i) ("*Basket Long*" structure).

If the Basket Return calculated in the same manner as for the "Basket Long" structure set out in Condition 6(a)(i) ("*Basket Long*" structure) is at or above the Barrier Level 1 on the relevant Valuation Date(s) but below the Barrier Level 2 on the relevant Valuation Date(s), the Additional Amount will be calculated by multiplying the Principal Amount of the Notes by the Participation Ratio 2 and by the Basket Return on the Twin-Win Valuation Date, calculated in the same manner as for the "Basket Short" structure set out in Condition 6(a)(ii) ("*Basket Short*" structure).

If the Basket Return calculated in the same manner as for the "Basket Long" structure set out in Condition 6(a)(i) ("*Basket Long*" structure) is below the Barrier Level 1 on the relevant Valuation Date(s) and below the Barrier Level 2 on the relevant Valuation Date(s), the Additional Amount will be calculated by multiplying the Principal Amount of the Notes by the Participation Ratio 3 and the Basket Return on the Twin-Win Valuation Date, calculated in the same manner as for the "Basket Long" structure set out in Condition 6(a)(i) ("*Basket Long*" structure) (which will result in a Redemption Amount of less than the Principal Amount of the Notes).

(xvii) "*Bonus Booster Short*" structure

If the Basket Return is at or above the Initial Basket Level on the final Valuation Date and below the Barrier Level on any Valuation Date, the Additional Amount will be calculated by multiplying the Principal Amount of the Notes by the Participation Ratio and by the Basket Return on the final Valuation Date.

If the Basket Return is below the Barrier Level on any Valuation Date and below the Initial Basket Level on the final Valuation Date, the Additional Amount will be calculated by multiplying the Principal Amount of the Notes by the Participation Ratio 2 and the Basket Return on the final Valuation Date (which may result in a Redemption Amount of less than the Principal Amount of the Notes).

If the Basket Return is never below the Barrier Level on any Valuation Date, the Additional Amount will be equal to the higher of:

- (A) the Principal Amount of the Notes multiplied by the Coupon; and
- (B) the amount calculated by multiplying the Principal Amount of the Notes by the Participation Ratio and by the Basket Return on the final Valuation Date.

The "**Basket Return**" will be calculated in the same manner as for the "Basket Short" structure set out in Condition 6(a)(ii) ("*Basket Short*" structure).

For the purposes of calculating the Basket Return, the "**Reference Asset Return**" will be the result obtained by subtracting from the Strike Level the result obtained by dividing the Final Price for each Reference Asset by the Initial Price.

(xviii) *"Bonus Booster Long" structure*

If the Basket Return is at or above the Initial Basket Level on the final Valuation Date and below the Barrier Level on any Valuation Date, the Additional Amount will be calculated by multiplying the Principal Amount of the Notes by the Participation Ratio and by the Basket Return on the final Valuation Date.

If the Basket Return is below the Barrier Level on any Valuation Date and below the Initial Basket Level on the final Valuation Date, the Additional Amount will be calculated by multiplying the Principal Amount of the Notes by the Participation Ratio 2 and the Basket Return on the final Valuation Date (which may result in a Redemption Amount of less than the Principal Amount of the Notes).

If the Basket Return is never below the Barrier Level on any Valuation Date, the Additional Amount will be equal to the higher of:

- (A) the Principal Amount of the Notes multiplied by the Coupon; and
- (B) the amount calculated by multiplying the Principal Amount of the Notes by the Participation Ratio and by the Basket Return on the final Valuation Date.

The "**Basket Return**" will be calculated in the same manner as for the "Basket Long" structure set out in Condition 6(a)(i) ("*Basket Long*" Structure).

For the purposes of calculating the Basket Return, the "Reference Asset Return" will be the result obtained by dividing the Final Price for each Reference Asset by the Initial Price, and subtracting the Strike Level.

(xix) *"Cliquet" structure*

The Additional Amount will be calculated by multiplying the Principal Amount of the Notes by the Participation Ratio and the highest of:

- (i) the Final Lock-in Level;
- (ii) the Cliquet Return; and
- (iii) the Global Floor.

The "**Final Lock-in Level**" means the highest Lock-in Level which is reached or exceeded by the Aggregate Basket Return on any Valuation Date.

"**Lock-in Level**" means each level specified as such in the applicable Final Terms.

The "**Cliquet Return**" means the lower of:

- (i) the Global Cap; and
- (ii) the Adjusted Coupon.

The "**Adjusted Coupon**" means the Initial Coupon plus the Aggregate Basket Return as at the most recently occurring Valuation Date.

The "**Global Cap**" means the value specified in the applicable Final Terms. If the Global Cap is specified as not applicable in the Final Terms, the Global Cap shall be ascribed a notional value of infinity for the purposes of calculating the Redemption Amount.



The "**Global Floor**" means the value specified in the applicable Final Terms. If the Global Floor is specified as not applicable in the Final Terms, the Global Floor shall be ascribed a notional value of zero for the purposes of calculating the Redemption Amount.

The "**Initial Coupon**" means the value specified in the applicable Final Terms.

The "**Aggregate Basket Return**" for each Valuation Period (the "**relevant Valuation Period**") will be the sum of the Adjusted Periodic Basket Returns for each Valuation Period up to and including the relevant Valuation Period.

The "**Adjusted Periodic Basket Return**" for each applicable Valuation Period will be the higher of:

- (A) The Local Floor; and
- (B) the lower of: (a) the Local Cap and (b) the Unadjusted Periodic Basket Return.

The "**Local Cap**" means the value specified in the applicable Final Terms. If the Local Cap is specified as not applicable in the Final Terms, the Local Cap shall be ascribed a notional value of infinity for the purposes of calculating the Redemption Amount.

The "**Local Floor**" means the value specified in the applicable Final Terms. If the Local Floor is specified as not applicable in the Final Terms, the Local Floor shall be ascribed a notional value of zero for the purposes of calculating the Redemption Amount.

The "**Unadjusted Periodic Basket Return**" is the result obtained by taking the sum of the Weighted Asset Returns as at the applicable Valuation Date, and subtracting the sum of the Weighted Asset Returns as at the immediately preceding Valuation Date, and expressing that result as a percentage of the sum of the Weighted Asset Returns as at the immediately preceding Valuation Date.

The "**Weighted Asset Return**" is the Reference Asset Return multiplied by the applicable Basket Participation.

The "**Reference Asset Return**" will be the result obtained by dividing the Final Price for each Reference Asset by the Initial Price and subtracting the Strike Level.

(xx) *"Reverse Cliquet" structure*

The Additional Amount will be calculated in the same manner as for the "*Cliquet*" structure set out in Condition 6(a)(xix), save that the definition of "Adjusted Coupon" shall read as follows:

The "**Adjusted Coupon**" means the Initial Coupon less the Aggregate Basket Return as at the most recently occurring Valuation Date.

(xxi) *"Replacement Cliquet" structure*

The Additional Amount will be calculated in the same manner as for the "*Cliquet*" structure set out in Condition 6(a)(xix), save that the definition of "Adjusted Periodic Basket Return" shall read as follows:

The "**Adjusted Periodic Basket Return**" for each applicable Valuation Period will be the Unadjusted Periodic Basket Return, save that in respect of the Valuation Periods with the N highest Unadjusted Periodic Basket Returns, the Unadjusted Periodic Basket Return shall be replaced with the relevant Fixed Periodic Basket Return specified in the Final Terms.

"N" shall have the value given to it in the applicable Final Terms.

"**Fixed Periodic Basket Return**" shall be as specified in the applicable Final Terms.

(xxii) *"Reverse Replacement Cliquet" structure*

The Additional Amount will be calculated in the same manner as for the *"Reverse Cliquet"* structure set out in Condition 6(a)(xx), save that the definition of *"Adjusted Periodic Basket Return"* shall read as follows:

The **"Adjusted Periodic Basket Return"** for each applicable Valuation Period will be the Unadjusted Periodic Basket Return, save that in respect of the Valuation Periods with the N highest Unadjusted Periodic Basket Returns, the Unadjusted Periodic Basket Return shall be replaced with the relevant Fixed Periodic Basket Return specified in the Final Terms.

"N" shall have the value given to it in the applicable Final Terms.

**"Fixed Periodic Basket Return"** shall be as specified in the applicable Final Terms

(xxiii) *"Rainbow Replacement Cliquet" structure*

The Additional Amount will be calculated by multiplying the Principal Amount of the Notes by the Participation Ratio and the higher of:

- (i) the Minimum Basket Return; and
- (ii) the sum of the Weighted Replacement Cliquet Performance of each Reference Asset in the Basket.

The **"Weighted Replacement Cliquet Performance"** will be the Replacement Cliquet Performance of the relevant Reference Asset multiplied by the applicable Basket Participation.

The **"Basket Participation"** will be determined on the basis of the Replacement Cliquet Basket Participation.

The **"Replacement Cliquet Performance"** will be the sum of the Adjusted Periodic Reference Asset Returns of the relevant Reference Asset for each Valuation Period.

The **"Adjusted Periodic Reference Asset Return"** for each applicable Valuation Period will be the Periodic Reference Asset Return, save that in respect of the Valuation Periods with the N highest Periodic Reference Asset Returns, the Reference Asset Return shall be replaced with the relevant Fixed Reference Asset Return specified in the Final Terms.

"N" shall have the value given to it in the applicable Final Terms.

**"Fixed Reference Asset Return"** shall be as specified in the applicable Final Terms.

The **"Periodic Reference Asset Return"** will be the result (expressed as a percentage) obtained by dividing the Final Price for each Reference Asset by the Start Price and subtracting 100 per cent.

The **"Start Price"** will be the Closing Price of the relevant Reference Asset on the Valuation Date immediately preceding the start of the application Valuation Period.

The **"Final Price"** will be the Closing Price of the relevant Reference Asset on the Valuation Date at the end of the applicable Valuation Period.

(xxiv) *Reverse Convertible structure*

If the Basket Return is equal to or above the Initial Basket Level, the Redemption Amount will be equal to the Principal Amount of the Notes.

If the Basket Return is below the Initial Basket Level, the Redemption Amount will be calculated by multiplying the Principal Amount of the Notes by the Participation Ratio and the Basket Return and adding the resulting negative amount to the Principal Amount

of the Notes (in this case the Redemption Amount will be less than the Principal Amount of the Notes).

The "**Basket Return**" will be calculated in the same manner as for the "Basket Long" structure set out in Condition 6(a)(i) ("*Basket Long*" structure) or the "Basket Short" structure set out in Condition 6(a)(ii) ("*Basket Short*" structure), as specified in the Final Terms.

(xxv) *Reverse Convertible Risk Barrier structure*

If the Basket Return is below the Barrier Level on any Valuation Date, and on the final Valuation Date the Basket Return is below the Initial Basket Level, the Redemption Amount will be calculated by multiplying the Principal Amount of the Notes by the Participation Ratio and the Basket Return and adding the resulting negative amount to the Principal Amount of the Notes (in this case the Redemption Amount will be less than the Principal Amount of the Notes). Otherwise the Redemption Amount will be equal to the Principal Amount of the Notes.

The "**Basket Return**" will be calculated in the same manner as for the "Basket Long" structure set out in Condition 6(a)(i) ("*Basket Long*" structure) or the "Basket Short" structure set out in Condition 6(a)(ii) ("*Basket Short*" structure), as specified in the Final Terms.

(xxvi) *"Best of/Worst of" Reverse Convertible structure*

If the Nth Best Reference Asset Return is below the Barrier Level on any Valuation Date, and below the Initial Basket Level on the final Valuation Date, the Redemption Amount will be calculated by multiplying the Principal Amount of the Notes by the Participation Ratio and the Nth Best Reference Asset Return and adding the resulting negative amount to the Principal Amount of the Notes. In this case the Redemption Amount will be less than the Principal Amount. Otherwise, the Redemption Amount will be equal to the Principal Amount of the Notes.

The "**Nth Best Reference Asset Return**" is the Reference Asset Return in respect of which the Reference Asset Return is the Nth highest, where "N" shall be the value specified in the Final Terms.

The "**Reference Asset Return**" is the result obtained by dividing the Final Price for each Reference Asset by the Initial Price and subtracting the Strike Level.

(xxvii) *Up and In Option*

The Additional Amount will be calculated by multiplying the Principal Amount of the Notes by the Participation Ratio, the Knock-In Factor and the higher of:

- (A) zero; and
- (B) the Basket Return.

The "**Knock-In Factor**" means:

- (C) a value equal to 1 if the Basket Return on any Valuation Date is at or above the Barrier Level;
- (D) a value equal to zero if the Basket Return is not at or above the Barrier Level on any Valuation Date.

The "**Basket Return**" will be calculated in the same manner as for the "Basket Long" structure set out in Condition 6(a)(i) ("*Basket Long*" structure) or the "Basket Short" structure set out in Condition 6(a)(ii) ("*Basket Short*" structure), as specified in the Final Terms.

(xxviii) *Up and Out Option*

The Additional Amount will be calculated by multiplying the Principal Amount of the Notes and the highest of:

- (A) zero;
- (B) the result of multiplying the Rebate and the Knock Out Factor; and
- (C) the result of multiplying the Participation Ratio, the Knock-Out Differential and the Basket Return.

The "**Knock-Out Factor**" means:

- (D) a value equal to 1 if the Basket Return on any Valuation Date is above the Barrier Level;
- (E) a value equal to zero if the Basket Return is not above the Barrier Level on any Valuation Date.

The "**Rebate**" means the value specified in the applicable Final Terms.

The "**Knock-Out Differential**" means the difference between 1 and the Knock-Out Factor; and

The "**Basket Return**" will be calculated in the same manner as for the "Basket Long" structure set out in Condition 6(a)(i) ("*Basket Long*" structure) or the "Basket Short" structure set out in Condition 6(a)(ii) ("*Basket Short*" structure), as specified in the Final Terms.

(xxix) *Worst of Down and Out Basket Option*

The Additional Amount will be calculated by multiplying the Principal Amount of the Notes by the highest of:

- (A) zero; and
- (B) the result of multiplying the Rebate and the Knock-Out Factor; and
- (C) the result of multiplying the Participation Ratio, the Knock-Out Differential and the Basket Return.

The "**Knock-Out Factor**" means:

- (A) a value equal to 1 if the Minimum Performance on any Valuation Date is less than or equal to the Barrier Level
- (B) a value equal to zero if the Minimum Performance is above the Barrier Level on all Valuation Dates.

The "**Knock-Out Differential**" means the difference between 1 and the Knock-Out Factor.

The "**Minimum Performance**" means the lowest Reference Asset Return of all Reference Assets within the Basket.

The "**Rebate**" means the value specified in the applicable Final Terms.

The "**Basket Return**" and the "**Reference Asset Return**" will be calculated in the same manner as for the "Basket Long" structure set out in Condition 6(a)(i) ("*Basket Long*" structure) or the "Basket Short" structure set out in Condition 6(a)(ii) ("*Basket Short*" structure), as specified in the Final Terms.

(xxx) *Down and Out Basket Option*

The Additional Amount will be calculated by multiplying the Principal Amount of the Notes by the highest of:

- (A) zero;
- (B) the result of multiplying the Rebate and the Knock Out Factor; and
- (C) the result of multiplying the Participation Ratio, the Knock-Out Differential and Basket Return.

The "**Knock-Out Factor**" means:

- (A) a value equal to 1 if the Basket Return on any Valuation Date is less than or equal to the Barrier Level;
- (B) a value equal to zero if the Basket Return is above the Barrier Level on all Valuation Dates.

The "**Rebate**" means the value specified in the applicable Final Terms.

The "**Knock-Out Differential**" means the difference between 1 and the Knock-Out Factor.

The Basket Return will be calculated on the basis of either the "Basket Long" structure in accordance with Condition 6(a)(i) (*Basket Long Structure*) or the "Basket Short" structure in accordance with Condition 6(a)(ii) (*Basket Short Structure*), as specified in the Final Terms.

(xxxi) *Worst of Digital Memory Coupon 1*

The Additional Amount will be calculated by multiplying the Principal Amount of the Notes by the higher of: (i) zero, and (ii) the Coupon Level.

The "**Coupon Level**" means, on any Valuation Date, the higher of: (i) the Coupon Level on the immediately preceding Valuation Date (or, in the case of the Initial Valuation Date, the Initial Coupon) and (ii) the product of N, the Coupon Barrier Level and the Coupon.

"N" will be the number of the relevant Valuation Date, where the first Valuation Date has the value N=1, the second Valuation Date has the Value N=2, and so forth.

The "**Coupon Barrier Level**" will be 1 if the Reference Asset Return (as determined in accordance with Condition 6(a)(i) (*"Basket Long" structure*) or Condition 6(a)(ii) (*"Basket Short" structure*), as specified in the Final Terms) for every Reference Asset within the Basket is greater than, or equal to, the Barrier Level on each Valuation Date, otherwise it will be zero.

(xxxii) *Worst of Call Option*

The Additional Amount will be calculated by multiplying the Principal Amount of the Notes by the Participation Ratio, and the higher of: (i) the Minimum Performance and (ii) zero.

The "**Minimum Performance**" means the lowest Reference Asset Performance of all Reference Assets within the Basket

The "**Reference Asset Performance**" means the result of dividing:

- (A) the Closing Price of the relevant Reference Asset on the applicable Valuation Date, as specified in the Final Terms, by

- (B) the average of the Closing Prices of the relevant Reference Asset on each Initial Valuation Date.

and subtracting the Strike Level.

(xxxiii) *Outperformance Option*

The Additional Amount will be calculated by multiplying the Principal Amount of the Notes by the Participation Ratio, and the lower of:

- (A) the Maximum Performance (if applicable), and
- (B) the higher of the Minimum Performance (if applicable) and the Performance Differential.

The "**Maximum Performance**" will be the value specified in the applicable Final Terms.

The "**Minimum Performance**" will be the value specified in the applicable Final Terms.

The "**Performance Differential**" will be calculated by subtracting the B Performance from the A Performance, provided however that, if "Outperformance Option" is specified as applicable in the Final Terms and the A Performance is negative, the Performance Differential shall be zero.

The "**A Performance**" will be calculated in the same manner as "Basket Return" for the "Basket Long" structure set out in Condition 6(a)(i) ("*Basket Long*" structure) or the "Basket Short" structure set out in Condition 6(a)(ii) ("*Basket Short*" structure), as specified in the applicable Final Terms; and

The "**B Performance**" will be calculated in the same manner as "Basket Return" for the "Basket Long" structure set out in Condition 6(a)(i) ("*Basket Long*" structure), or the "Basket Short" structure set out in Condition 6(a)(ii) ("*Basket Short*" structure), as specified in the applicable Final Terms.

The Reference Assets used for the purposes of calculating the A Performance and the B Performance will be grouped into two separate Baskets ("**Basket A**" and "**Basket B**" respectively, and each a "**Basket**"), as specified in the applicable Final Terms.

(xxxiv) *Non-Tranched CLN Structure*

The Redemption Amount will be equal to the Principal Amount of the Notes multiplied by the sum of:

- (A) 1 minus the Portfolio Exposure; and
- (B) the product of the Portfolio Exposure, the Target Redemption Amount and the Portfolio Return.

The "**Portfolio Return**" means the difference between 1 and the Portfolio Loss.

The "**Portfolio Loss**" means the sum of the Weighted Asset Loss for each Reference Entity within the Basket.

The "**Weighted Asset Loss**" shall be either:

- (C) If "**Credit Event Ranked Basket Participation**" is specified as applicable in the relevant Final Terms, calculated by multiplying the Basket Participation and the Reference Entity Loss for each Reference Entity as follows:
  - (1) for the Reference Entities which have been subject to a Credit Event, the relevant Credit Event Ranked Weight is used as the Basket Participation; or

(2) for the remaining Reference Entities which have not been subject to a Credit Event (in alphabetical order), the relevant Reference Entities shall be listed in alphabetical order and the remaining Credit Event Ranked Weights will be assigned in numerical order for the purposes of determining the Basket Participation (Interest), following the principle that the first Reference Entity in alphabetical order shall be assigned the first available Credit Event Ranked Weight in numerical order and so forth.

(D) If "**Credit Event Ranked Basket Participation**" is specified as not being applicable, the product of the Basket Participation and the Reference Entity Loss for the relevant Reference Entity.

The "**Reference Entity Loss**" will be determined by subtracting the Recovery Value in respect of the relevant Reference Entity from 1.

The "**Recovery Value**" will be 100 per cent. if a Credit Event (as defined in Part 3: *Additional Conditions for Credit-Linked Notes*) has not occurred in relation to that Reference Entity during the period commencing on the Observation Start Date and ending on the Observation End Date, or if such a Credit Event has occurred, it will be either a Fixed Recovery Value or a Market Recovery Value, as specified in the applicable Final Terms.

(xxxv) *Tranched CLN Structure*

The Redemption Amount will be equal to the Principal Amount of the Notes multiplied by the sum of:

- (A) 1 minus the Portfolio Exposure; and
- (B) the product of the Portfolio Exposure, the Target Redemption Amount and the Portfolio Return.

The "**Portfolio Return**" means the result obtained by subtracting the Adjusted Tranche Loss from 1.

The "**Adjusted Tranche Loss**" means the result obtained by dividing the lower of a) the Tranche Attachment Range and b) the Tranche Loss, by the Tranche Attachment Range.

The "**Tranche Loss**" means the higher of:

- (A) zero and
- (B) the result obtained by subtracting the Tranche Attachment Point from the sum of the Weighted Asset Loss for each Reference Entity within the Basket.

The "**Weighted Asset Loss**" means the product of the Basket Participation and the Reference Entity Loss for the relevant Reference Entity.

The "**Reference Entity Loss**" will be the result obtained by subtracting the Recovery Value in respect of the relevant Reference Entity from 1.

The "**Recovery Value**" will be 100 per cent. if a Credit Event (as defined in Part 3: *Additional Conditions for Credit-Linked Notes*) has not occurred in relation to that Reference Entity during the period commencing on the Observation Start Date and ending on the Observation End Date, or if such a Credit Event has occurred, it will be either a Fixed Recovery Value or a Market Recovery Value, as specified in the applicable Final Terms.

(xxxvi) *Nth to Default CLN Structure*

The Redemption Amount will be equal to the Principal Amount of the Notes multiplied by the sum of:

- (A) 1 minus the Portfolio Exposure; and
- (B) the product of the Portfolio Exposure, the Target Redemption Amount and the Portfolio Return.

The "**Portfolio Return**" means the difference between 1 and the Portfolio Loss.

The "**Portfolio Loss**" means:

- (C) if the number of Credit Events that have occurred in relation to any Reference Entity within the Basket during the period commencing on the Observation Start Date and ending on the Observation End Date, is greater than or equal to N, the Reference Entity Loss for the Nth Reference Entity within the Basket in respect of which a Credit Event occurs; or
- (D) if the number of Credit Events that have occurred in relation to any Reference Entity within the Basket during the period commencing on the Observation Start Date and ending on the Observation End Date, is less than N, zero.

"N" shall be the figure specified in the Final Terms under the heading "Performance Structure-related items".

The "**Reference Entity Loss**" will be the difference between 1 and the Recovery Value in respect of the relevant Reference Entity.

The "**Recovery Value**" will be 100 per cent. if a Credit Event (as defined in Part 3: *Additional Conditions for Credit-Linked Notes*) has not occurred in relation to that Reference Entity during the period commencing on the Observation Start Date and ending on the Observation End Date, or if such a Credit Event has occurred, it will be either a Fixed Recovery Value or a Market Recovery Value, as specified in the applicable Final Terms.

(xxxvii) *Nth and Nth+1 to Default CLN Structure*

The Redemption Amount will be equal to the Principal Amount of the Notes multiplied by the sum of:

- (A) 1 minus the Portfolio Exposure; and
- (B) the product of the Portfolio Exposure, the Target Redemption Amount and the Portfolio Return.

The "**Portfolio Return**" means the result obtained by subtracting the Portfolio Loss from 1.

The "**Portfolio Loss**" means:

- (A) if the number of Credit Events that have occurred in relation to any Reference Entity within the Basket during the period commencing on the Observation Start Date and ending on the Observation End Date, is greater than N the sum of the Weighted Asset Loss for the Nth Reference Entity to default and the Nth plus 1 (i.e. the immediately succeeding) Reference Entity to default within the Basket; or
- (B) if the number of Credit Events that have occurred in relation to any Reference Entity within the Basket during the period commencing on the Observation Start Date and ending on the Observation End Date is equal N, an amount equal to



the Weighted Asset Loss of the Nth Reference Entity in respect of which a Credit Event occurs;

- (C) if the number of Credit Events that have occurred in relation to any Reference Entity within the Basket during the period commencing on the Observation Start Date and ending on the Observation End Date, is less than N, zero.

"N" shall be the figure specified in the Final Terms under the heading "Performance Structure-related items".

The "**Weighted Asset Loss**" means the product of the Basket Participation and the Reference Entity Loss for the relevant Reference Entity.

The "**Reference Entity Loss**" will be the result obtained by subtracting the Recovery Value in respect of the relevant Reference Entity from 1.

The "**Recovery Value**" will be 100 per cent. if a Credit Event (as defined in Part 3: *Additional Conditions for Credit-Linked Notes*) has not occurred in relation to that Reference Entity during the period commencing on the Observation Start Date and ending on the Observation End Date, or if such a Credit Event has occurred, it will be either a Fixed Recovery Value or a Market Recovery Value, as specified in the applicable Final Terms.

(xxxviii) *Option CLN structure*

The Redemption Amount will be equal to the Principal Amount of the Notes and the sum of K, Option Amount 1, Option Amount 2, Option Amount 3 and Option Amount 4.

The value of "**K**" will be as specified in the relevant Final Terms.

The "**Option Amount 1**" will be calculated as the product of Factor1 and the higher of:

- (A) 0; and
- (B) the sum of:
- (1) the product of:
    - a. Indicator1;
    - b. Spread Difference1;
    - c. Annuity; and
    - d. 1 minus the Portfolio Loss 1; and
  - (2) the product of:
    - a. Indicator 1; and
    - b. Portfolio Loss 2;

The "**Factor1**" will be the value specified in the relevant Final Terms.

The "**Indicator1**" will be either -1 or 1 as specified in the relevant Final Terms.

The "**Spread Difference1**" means the CDS Spread on the Observation Date less Strike1.

"**Strike 1**" will be the value specified in the relevant Final Terms.

The "**Annuity**" means the present value of an annuity payment of 1, based on the same payment dates and conventions as the fixed amount in the underlying CDS and calculated by the Calculation Agent on the Valuation Date.

The "**CDS**" means a credit default swap referencing the Reference Entity or index of Reference Entities specified in the applicable Final Terms, with the maturity specified in the applicable Final Terms and otherwise containing terms and conditions that observe standard market conventions, as determined by the Calculation Agent in its sole discretion.

The "**CDS Spread**" means the spread or premium payable in order to purchase the CDS, as determined by the Calculation Agent in its sole discretion.

The "**Portfolio Loss 1**" means the sum of the Weighted Asset Loss 1 for each Reference Entity within the Basket.

The "**Weighted Asset Loss 1**" means the product of the Basket Participation and the Reference Entity Loss 1 for the relevant Reference Entity.

The "**Reference Entity Loss 1**" will be the result obtained by subtracting the Recovery Value 1 in respect of the relevant Reference Entity from 1.

The "**Recovery Value 1**" will be 100 per cent. if a Credit Event (as defined in Part 3: *Additional Conditions for Credit-Linked Notes*) has not occurred in relation to that Reference Entity during the period commencing on the Observation Start Date and ending on the Observation End Date, or if such a Credit Event has occurred, it will be a Fixed Recovery Value of 0 per cent.

The "**Portfolio Loss 2**" means the sum of the Weighted Asset Loss 2 for each Reference Entity within the Basket.

The "**Weighted Asset Loss 2**" means the product of the Basket Participation and the Reference Entity Loss 2 for the relevant Reference Entity.

The "**Reference Entity Loss 2**" will be the result obtained by subtracting the Recovery Value 2 in respect of the relevant Reference Entity from 1.

The "**Recovery Value 2**" will be 100 per cent. if a Credit Event (as defined in Part 3: *Additional Conditions for Credit-Linked Notes*) has not occurred in relation to that Reference Entity during the period commencing on the Observation Start Date and ending on the Observation End Date, or if such a Credit Event has occurred, it will be a Market Recovery Value.

The "**Option Amount2**" will be calculated as the product of Factor2 and the higher of:

- (A) 0; and
- (B) the sum of:
  - (1) the product of:
    - a. Indicator2;
    - b. Spread Difference2;
    - c. Annuity; and
    - d. 1 minus the Portfolio Loss 1; and
  - (2) the product of:
    - a. Indicator 2; and
    - b. Portfolio Loss 2;

The "**Factor2**" will be the value specified in the relevant Final Terms.

The "**Indicator2**" will be either -1 or 1 as specified in the relevant Final Terms.

The "**Spread Difference2**" means the CDS Spread on the Observation Date less Strike2.

"**Strike 2**" will be the value specified in the relevant Final Terms.

The "**Option Amount 3**" will be calculated as the product of Factor3 and the higher of:

- (A) 0; and
- (B) the sum of:
  - (1) the product of:
    - a. Indicator3;
    - b. Spread Difference3;
    - c. Annuity; and
    - d. 1 minus the Portfolio Loss 1; and
  - (2) the product of:
    - a. Indicator 3; and
    - b. Portfolio Loss 2;

The "**Factor3**" will be the value specified in the relevant Final Terms.

The "**Indicator3**" will be either -1 or 1 as specified in the relevant Final Terms.

The "**Spread Difference3**" means the CDS Spread on the Observation Date less Strike3.

"**Strike 3**" will be the value specified in the relevant Final Terms.

The "**Option Amount 4**" will be calculated as the product of Factor4 and the higher of:

- (A) 0; and
- (B) the sum of:
  - (1) the product of:
    - a. Indicator4;
    - b. Spread Difference4;
    - c. Annuity; and
    - d. 1 minus the Portfolio Loss 1; and
  - (2) the product of:
    - a. Indicator 4; and
    - b. Portfolio Loss 2;

The "**Factor4**" will be the value specified in the relevant Final Terms.

The "**Indicator4**" will be either -1 or 1 as specified in the relevant Final Terms.

The "**Spread Difference<sup>4</sup>**" means the CDS Spread on the Observation Date less Strike<sup>4</sup>.

"**Strike 4**" will be the value specified in the relevant Final Terms.

(xxxix) *Digital Long*

If the Basket Return on the final Valuation Date is greater than or equal to the Basket Strike Level, the Additional Amount will be equal to the Principal Amount of the Notes multiplied by the Coupon.

If the Basket Return is not greater than or equal to the Basket Strike Level on the final Valuation Date, the Additional Amount will be zero.

The Basket Return will be calculated on the basis of the "Basket Long" structure in accordance with Condition 6(a)(i) ("*Basket Long*" structure) or the "Basket Short" structure set out in Condition 6(a)(ii) ("*Basket Short*" structure), as specified in the Final Terms.

(xl) *Digital Short*

If the Basket Return on the final Valuation Date is less than or equal to the Basket Strike Level, the Additional Amount will be equal to the Principal Amount of the Notes multiplied by the Coupon.

If the Basket Return on the final Valuation Date is not less than or equal to the Basket Strike Level, the Additional Amount will be zero.

The Basket Return will be calculated on the basis of the "Basket Long" Structure in accordance with Condition 6(a)(i) ("*Basket Long*" structure) or the "*Basket Short*" structure set out in Condition 6(a)(ii) ("*Basket Short*" structure), as specified in the Final Terms.

(xli) *Best of/Worst of Digital Long*

If the Reference Asset Return of the Nth best performing Reference Asset on the final Valuation Date is greater than or equal to the relevant Barrier Level, the Additional Amount will be equal to the Principal Amount of the Notes multiplied by the Coupon.

If the Reference Asset Return of the Nth best performing Reference Asset on the final Valuation Date is not greater than or equal to the relevant Barrier Level, the Additional Amount will be zero.

The "**Nth best performing**" Reference Asset will be the Reference Asset with the Nth highest Reference Asset Return (as defined in Condition 6(a)(i) ("*Basket Long*" structure) or Condition 6(a)(ii) ("*Basket Short*" structure), as specified in the Final Terms), where "**N**" shall be the value specified in the relevant Final Terms.

(xlii) *Best of/Worst of Digital Short*

If the Reference Asset Return of the Nth best performing Reference Asset on the final Valuation Date is less than or equal to the relevant Barrier Level, the Additional Amount will be equal to the Principal Amount of the Notes multiplied by the Coupon.

If the Reference Asset Return of the Nth best performing Reference Asset on the final Valuation Date is less than or equal to the relevant Barrier Level the Additional Amount will be zero.

The "**Nth best performing**" Reference Asset will be the Reference Asset with the Nth highest Reference Asset Return (as defined in Condition 6(a)(i) ("*Basket Long*" Structure) or Condition 6(a)(ii) ("*Basket Short*" structure), as specified in the Final Terms), where "**N**" shall be the value specified in the relevant Final Terms.

(xliii) *"Series of Digitals"*

The Redemption Amount will be equal to the Principal Amount of the Notes multiplied by the fraction of which the numerator is the number of Reference Assets with a Closing Price which is at or above the relevant Barrier Level on each Valuation Date and the denominator is the number of Reference Assets within the Basket.

(xliv) *Delta 1 Structures*

Subject to the occurrence of a Deferred Redemption as specified below, the Redemption Amount will payable on the Scheduled Redemption Date and will be an amount equal to the Redemption Proceeds in relation to the relevant Reference Asset(s), less the Fee Amount and less any applicable Taxes.

The "**Fee Amount**" means a structuring fee payable to the Issuer in an amount calculated as a percentage per annum. of the aggregate Principal Amount of the Notes specified in the applicable Final Terms multiplied by the relevant Day Count Fraction.

"**Taxes**" means all taxes, fees or other deductions relating to a Hedging Party's purchase, ownership, redemption or transfer of the Reference Assets, any dividends pertaining to the Reference Assets, or any currency conversion in respect of the exchange of the Note proceeds for the currency of the relevant Reference Asset(s).

*Deferred Redemption*

If it is not possible for the Hedging Party to redeem Reference Assets before the Scheduled Redemption Date or Early Redemption Date because the Reference Assets are subject to a restriction on redemptions or for any other reason, or if the Hedging Party determines that it will not receive the full amount of any Redemption Proceeds on or before the Scheduled Redemption Date or the Early Redemption Date (as applicable) (each such event a "**Deferred Redemption**"), then the Issuer shall promptly notify the Holders of such event (a "**Deferred Redemption Notice**").

Following a Deferred Redemption Notice the Issuer shall make a partial redemption of the Notes on (i) the Scheduled Redemption Date or the Early Redemption Date, as applicable, provided and to the extent that the Hedging Party has received (or is deemed to have received) any part of the Fund Redemption Proceeds no later than on the tenth Business Day prior to such date, and thereafter (ii) within five Business Days after each date on which the Hedging Party receives (or is deemed to have received) all or part of the Redemption Proceeds (each such date, a "**Deferred Redemption Date**").

The amount of each such partial redemption of the Notes shall be calculated in accordance with the formula for calculating the Redemption Amount set out above, and for such purpose the "Redemption Proceeds" shall be deemed to be the most recent partial amount of the Redemption Proceeds received (or deemed to have been received) by the Hedging Party prior to the relevant Deferred Redemption Date and the "Fee Amount" shall be deemed to be the aggregate Fee Amount as of the relevant Deferred Redemption Date less any part of the Fee Amount that has previously been deducted from (i) the Redemption Proceeds or (ii) the Redemption Amount in connection with any prior partial redemption of the Notes.

The sum of all partial redemption payments shall never exceed the aggregate Redemption Proceeds which the Hedging Party has received (or is deemed to have received) on or prior to the Back Stop Date *less* (i) the aggregate Fee Amount and *less* (ii) the aggregate amount of all Taxes.

If the Issuer has determined that a Deferred Redemption has occurred and is continuing and that it can be reasonably expected that any amount of the Redemption Proceeds will not be received by the Hedging Party on or prior to the Back Stop Date, then the Issuer (i) may extend the Back Stop Date in order for it to be in alignment with expected future receipts of Redemption Proceeds as determined by the Issuer, or (ii) by notice to the Holders and to the relevant Clearing System(s) cancel the Notes with immediate effect,

whereupon the Issuer shall not be obliged to make, and no Holder shall be entitled to receive, any redemption payment or other amount in respect of the Notes.

Any Redemption Proceeds received by the Issuer or the Hedging Party after the Back Stop Date shall not be payable to Holders and the Holders shall have no claim to receive any such remaining part of the Redemption Amount after the Back Stop Date.

(xlv) *Inflation Linker*

The Redemption Amount will be the Principal Amount of the Notes multiplied by the higher of:

- (A) The Minimum Redemption Percentage; and
- (B) the result (expressed as a percentage) obtained by dividing the value of the Inflation Rate at the Valuation Time on the Final Valuation Date (as displayed on the price source specified in the relevant Final Terms) by the value of the Inflation Rate at the Valuation Time on the Initial Valuation Date (as displayed on the price source specified in the relevant Final Terms).

(xlvi) *"Barrier outperformance" structure 2*

If the Basket Return (as determined in accordance with Condition 6(a)(i) ("*Basket Long*" structure) or Condition 6(a)(ii) ("*Basket Short*" structure)), as specified in the Final Terms, on any Valuation Date exceeds the Barrier Level, the Additional Amount will be calculated as the Principal Amount of the Notes multiplied by the Participation Ratio and multiplied by the higher of the Coupon and the Basket Return. If the Basket Return does not exceed the Barrier Level on any Valuation Date, the Additional Amount will be zero.

(xlvii) *"Barrier Underperformance" structure 2*

If the Basket Return (as determined in accordance with Condition 6(a)(i) ("*Basket Long*" structure) or Condition 6(a)(ii) ("*Basket Short*" structure)), as specified in the Final Terms, on any Valuation Date falls below the Barrier Level, the Additional Amount will be calculated as the Principal Amount of the Notes multiplied by the Participation Ratio and multiplied by the higher of the Coupon and the Basket Return. If the Basket Return does not fall below the Barrier Level on any Valuation Date, the Additional Amount will be zero.

(xlviii) *"Target Volatility" structure*

The Additional Amount will be the product of the Principal Amount of the Notes, the Participation Ratio and the Synthetic Index Return.

The "**Synthetic Index Return**" means the higher of a) the Minimum Synthetic Index Return, and b) the result obtained by dividing the Synthetic Index Value on the final Valuation Date by the Synthetic Index Value on the Initial Valuation Date, and subtracting the Synthetic Index Strike Level.

The "**Minimum Synthetic Index Return**" shall mean the value specified in the applicable Final Terms.

The "**Synthetic Index Value**" will be recalculated at the end of each Valuation Period (the "**relevant Valuation Period**") as the product of:

- (i) the Synthetic Index Value on the immediately preceding Valuation Date (or in the case of the initial Valuation Date, the Initial Synthetic Index Level);
- (ii) the sum of: (x) 1, and (y) the product of:
  - (A) the relevant Exposure on the immediately preceding Valuation Date; and

(B) the relevant Excess Return for the applicable Valuation Period.

The "**Exposure**" will be recalculated on each Rebalancing Date and will be the higher of:

- (a) the Minimum Exposure; and
- (b) the lowest of:
  - (i) the Maximum Exposure;
  - (ii) the result of dividing the Target Volatility by the Historic Volatility; and
  - (iii) if specified as applicable in the relevant Final Terms, the result of dividing the Target Volatility by the Second Historic Volatility,

*provided however that* if the recalculation of the Exposure in the manner described above would result in an adjustment of less than the Minimum Adjustment Threshold, the Issuer will not be required to adjust the Exposure on such Rebalancing Date, and the Exposure with effect from such Rebalancing Date will be deemed to be the same as the Exposure on the immediately preceding Rebalancing Date.

"**Minimum Adjustment Threshold**" has the meaning given to it in the relevant Final Terms.

"**Minimum Exposure**" means, in respect of a Rebalancing Date, the minimum percentage specified in the applicable Final Terms;

"**Maximum Exposure**" means, in respect of a Rebalancing Date, the maximum percentage specified in the applicable Final Terms;

"**Target Volatility**" means, in respect of Rebalancing Date, the target volatility, expressed as a percentage, specified in the applicable Final Terms;

"**Historic Volatility**" means, in respect of a Rebalancing Date (the "**Relevant Rebalancing Date**"), a number determined as:

- (a) the square root of the Annualising Factor multiplied by,
- (b) the square root of:
  - (i)  $1/(N-1)$  multiplied by:
  - (ii)
    - (x) the sum of the Log Squared Basket Return as calculated on each Rebalancing Date during the Lookback Rebalancing Period, less
    - (y) the sum of the Log Basket Return as calculated on each Rebalancing Date during the Lookback Rebalancing Period, raised to the power of 2 and then multiplied by  $1/N$ .

The "**Annualising Factor**" shall mean the value specified in the Final Terms;

"**Second Historic Volatility**" means, in respect of a Rebalancing Date (the "**Relevant Rebalancing Date**"), a number determined as:

- (a) the square root of the Second Annualising Factor multiplied by:
- (b) the square root of:

- (i)  $1/(K-1)$  multiplied by:
- (ii)
  - (x) the sum of the Log Squared Basket Return as calculated on each Rebalancing Date during the Second Lookback Rebalancing Period, less
  - (y) the sum of the Log Basket Return as calculated on each Rebalancing Date during the Second Lookback Rebalancing Period, raised to the power of 2 and then multiplied by  $1/K$ .

The "**Second Annualising Factor**" shall mean the value specified in the Final Terms;

The "**Log Squared Basket Return**" means the natural logarithm of the Rebalancing Basket Return on the relevant Rebalancing Date, raised to the power of 2;

The "**Log Basket Return**" means the natural logarithm of the Rebalancing Basket Return on the relevant Rebalancing Date;

The "**Lookback Rebalancing Period**" means each of the N Rebalancing Dates up to and including the relevant Rebalancing Date, where "N" is the value specified in the applicable Final Terms;

The "**Second Lookback Rebalancing Period**" means each of the K Rebalancing Dates up to and including the relevant Rebalancing Date, where "K" is the value specified in the applicable Final Terms;

The "**Rebalancing Basket Return**" means the sum of:

- (a) 1 and
- (b) the sum of the Weighted Rebalancing Performance in respect of each Reference Asset on the relevant Rebalancing Date;

The "**Weighted Rebalancing Performance**" in respect of the relevant Reference Asset is equal to:

- (a) the Rebalancing Performance (as defined in Condition 1 (*Definitions*)) less 1, multiplied by,
- (b) the applicable Basket Participation;

The "**Basket Return**" will be calculated on the basis of either the "Basket Long" Structure in accordance with Condition 6(a)(i) ("*Basket Long*" structure) or the "Basket Short" Structure in accordance with Condition 6(a)(ii) ("*Basket Short*" structure), as specified in the Final Terms;

The "**Excess Return**" for any period will be equal to the Basket Return less the Cash Return for such period;

The "**Cash Return**" for any Valuation Period means the Cash Rate on the Valuation Date at the start of the relevant Valuation Period (as determined by the Issuer in its sole discretion), multiplied by the Cash Return Day Count Fraction;

The "**Cash Rate**" means the interest rate specified in the Final Terms; and

The "**Cash Return Day Count Fraction**" means the Day Count Fraction specified in the applicable Final Terms.



(xlix) *Down and in Option*

If the Basket Return is at or above the Barrier Level on each Valuation Date, the Additional Amount will be zero.

If the Basket Return is below the Barrier Level on any Valuation Date, the Additional Amount will be calculated by multiplying the Principal Amount of the Notes by the Participation Ratio and the Basket Return on the Final Valuation Date.

The "Basket Return" will be calculated in accordance with with Condition 6(a)(i) ("*Basket Long*" structure) or Condition 6(a)(ii) ("*Basket Short*" structure), as specified in the Final Terms.

(l) *Booster Risk Barrier 2*

If the Basket Return, calculated in the same manner as for the "Basket Long" structure set out in Condition 6(a)(i) ("*Basket Long*" structure), is at or above the Barrier Level, the Additional Amount will be calculated by multiplying the Principal Amount of the Notes by the Participation Ratio and by the Basket Return.

If the Basket Return calculated in the same manner as for the "Basket Long" structure set out in Condition 6(a)(i) ("*Basket Long*" structure), is below the Barrier Level, the Additional Amount will be calculated by multiplying the Principal Amount of the Notes by the Participation Ratio 2 and the Basket Return calculated in the same manner as for the "Basket Short" structure set out in Condition 6(a)(ii) ("*Basket Short*" structure).

(li) *Autocallable Rate Structure*

If the Autocall Condition is satisfied on any Valuation Date prior to the final Valuation Date, the Notes will be subject to early redemption in accordance with Condition 6(w) ("*Early Redemption of Notes with Autocallable Rate structure*"). If the Autocall Condition is not satisfied on any Valuation Date prior to the final Valuation Date, the Notes will be redeemed on the Redemption Date at an amount equal to their Principal Amount.

(b) ***FX Components***

(i) *FX Component – Basket*

If "FX Component – Basket" is specified as applicable in the relevant Final Terms, then the Basket Return determined in accordance with whichever of the provisions of Condition 6(a) ("*Redemption at Maturity*") is specified in the applicable Final Terms, will be further multiplied by the applicable FX Factor for the purposes of determining the Additional Amount payable to the Holders on the Redemption Date. The FX Component – Basket may only apply if the Basket Return is positive, or may only apply if the Basket Return is negative, in either case as specified in the Final Terms.

(ii) *FX Component – Reference Asset*

If "FX Component – Reference Asset" is specified as applicable in the relevant Final Terms, then the Reference Asset Return of one or more Reference Assets specified in the Final Terms, as determined in accordance with whichever of the provisions of Condition 6(a) ("*Redemption at Maturity*") is specified in the applicable Final Terms, will be further multiplied by the applicable FX Factor for the purposes of determining the relevant Additional Amount in the manner specified in that Condition.

(c) ***Best of/Worst of Modifier***

If this Condition 6(c) ("*Best of/Worst of Modifier*") is specified as applicable in the relevant Final Terms, then references to the Basket Return shall be replaced by references to the "Reference Asset Return of the Nth best performing Reference Asset" for the purposes of calculating the Additional Amount in accordance with one or more of the applicable performance structure(s) set

out in Condition 6(a) (*Redemption at Maturity*), or whether or not Autocallable Notes shall be subject to early redemption in accordance with Condition 6(p) (*Early Redemption of Notes with Autocallable Performance Structure*) or 6(w) (*Early Redemption of Notes with Autocallable Rate Structure*). The Final Terms will specify which performance structure(s) and Conditions will be modified in accordance with this Condition 6(c) (*Best of/Worst of Modifier*).

The "**Nth best performing Reference Asset**" shall be the Reference Asset with the Nth highest Reference Asset Return, where "N" shall be the value specified in the Final Terms under the heading "*Strategy –related items*".

(d) ***Lookback Initial Price Modifier***

If this Condition 6(d) (*Lookback Initial Price Modifier*) is specified as applicable in the relevant Final Terms, then references to the "Initial Price" shall be replaced by references to the "Lookback Initial Price" for the purposes of calculating the Additional Amount in accordance with the applicable performance structure(s) in Condition 6(a) (*Redemption at Maturity*) which are specified as applicable in the relevant Final Terms.

If the "**Lookback Factor**" is specified as being "**Minimum**", in the applicable Final Terms, the "**Lookback Initial Price**" shall be the Closing Price of the relevant Reference Asset on the Valuation Date at the start of the Valuation Period when the Lookback Return was the lowest.

If the "**Lookback Factor**" is specified as being "**Maximum**", the "**Lookback Initial Price**" shall be the Closing Price of the relevant Reference Asset on the Valuation at the start of the Valuation Period when the Lookback Return was the highest.

(e) ***Lookback Final Price Modifier***

If this Condition 6(e) (*Lookback Final Price Modifier*) is specified as applicable in the relevant Final Terms, then references to the "Final Price" shall be replaced by references to the "Lookback Final Price" for the purposes of calculating the Additional Amount in accordance with the applicable performance structure(s) in Condition 6(a) (*Redemption at Maturity*) which are specified as applicable in the relevant Final Terms.

If the "**Lookback Factor**" is specified as being "**Minimum**", in the applicable Final Terms, the "**Lookback Final Price**" shall be the Closing Price of the relevant Reference Asset on the Valuation Date at the end of the Valuation Period when the Lookback Return was the lowest.

If the "**Lookback Factor**" is specified as being "**Maximum**", the "**Lookback Observation Price**" shall be the Closing Price of the relevant Reference Asset on the Valuation Date at the end of the Valuation Period when the Lookback Return was the highest.

(f) ***"Lock-in" Modifier***

If this Condition 6(f) (*Lock-in Modifier*) is specified as applicable in the relevant Final Terms, then references to the Basket Return shall be replaced by the Lock-in Basket Return for the purposes of calculating the Additional Amount in accordance with the applicable performance structure(s) in Condition 6(a) (*Redemption at Maturity*) which are specified as applicable in the relevant Final Terms.

The "**Lock-in Basket Return**" will be the highest of the Locked-in Return and the Basket Return on the final Valuation Date. The "**Locked-in Return**" will be the pre-determined percentage which corresponds to the highest Lock-in Level which is reached or exceeded by the Basket Return on any Valuation Date, as specified in the Final Terms.

(g) ***Combination of Structures***

If "Combination of Structures" is specified as applicable in the Final Terms, the Additional Amount payable to the Holders on the Redemption Date may be a combination of two or more of the performance structures specified in Condition 6(a) (*Redemption at Maturity*) or combine the same performance structure but calculated by reference to different underlying Baskets, in either case, as set out in the applicable Final Terms:

- (i) If "**Addition**" is specified in the Final Terms the Additional Amounts determined in accordance with each applicable sub-paragraph of Condition 6(a) (*Redemption at Maturity*) shall be multiplied by the relevant Performance Percentage and then aggregated for the *purposes* of calculating the total Additional Amount payable by the Issuer on the applicable Redemption Date. If "Single Basket" is specified in the Final Terms, the same underlying Basket will be used to determine the Additional Amount in respect of each applicable performance structure. Otherwise, each performance structure will apply to a separate underlying Basket, as specified in the Final Terms.

The "**Performance Percentage**" will be the percentage of the overall Redemption Amount that is attributable to the relevant performance structure, as specified in the applicable Final Terms.

- (ii) If "**Subtraction**" is specified in the Final Terms the Additional Amounts determined in accordance with each applicable sub-paragraph of Condition 6(a) (*Redemption at Maturity*) shall be multiplied by the relevant Performance Percentage and then the Additional Amount relating to Basket B, shall be subtracted from the Additional Amount relating to Basket A for the *purposes* of calculating the total Additional Amount payable by the Issuer on the applicable Redemption Date.

The "**Performance Percentage**" will be the percentage of the overall Redemption Amount that is attributable to the relevant performance structure, as specified in the applicable Final Terms.

- (iii) If "**Alternative Calculation**" is specified in the Final Terms, the applicable performance structure used to determine the Additional Amount will differ depending on whether or not the Basket Return on a particular Valuation Date has exceeded certain pre-specified Barrier Levels, as set out in the relevant Final Terms.

(h) ***Maximum Redemption***

If this Condition 6(h) (*Maximum Redemption*) is specified as applicable in the relevant Final Terms, the Redemption Amount will be the lesser of: a) the Redemption Amount determined in accordance with the applicable provisions of Condition 6(a) (*Redemption at Maturity*) and b) the Maximum Redemption Amount.

(i) ***Minimum Redemption***

If this Condition 6(i) (*Minimum Redemption*) is specified as applicable in the relevant Final Terms, the Redemption Amount shall be the greater of: a) the amount determined in accordance with the applicable provisions of Condition 6(a) (*Redemption at Maturity*), and b) the Minimum Redemption Amount.

(j) ***Inflation-Protected Principal***

If this Condition 6(j) (*Inflation – Protected Principal*) is specified as applicable in the relevant Final Terms, the Redemption Amount determined in accordance with the applicable provisions of Condition 6(a) (*Redemption at Maturity*) will be multiplied by the ratio obtained by dividing the Final CPI by the Base CPI.

(k) ***Instalment Redemption***

If specified in the Final Terms, certain Notes may be amortising. If so, the Redemption Amount will be paid in instalments equal to the Instalment Amount on one or several Instalment Dates, as specified in the Final Terms.

(l) ***Early Redemption for Taxation Reasons***

If, in relation to any Series of Notes, as a result of any change in the laws of the Issuer's jurisdiction or of any political subdivision thereof or any authority or agency therein or thereof having power to tax or in the interpretation or administration of any such laws or regulations which becomes effective on or after the date of issue of such Notes or any earlier date specified

in the relevant Final Terms on the occasion of the next payment due in respect of such Notes the Issuer would be required to pay additional amounts as provided in Condition 7 (*Taxation*), the Issuer may, at its option having given not less than thirty nor more than sixty days' notice, or such other period as may be specified in the Final Terms (ending, in the case of Notes which bear interest at a floating rate, on a day upon which interest is payable) to the Holders in accordance with Condition 16 (*Notices*) (which notice shall be irrevocable) redeem in whole (but not, unless and to the extent that the relevant Final Terms specifies otherwise, in part) the Notes of the relevant Series at its principal amount (or such other redemption amount as may be specified in the relevant Final Terms), together with accrued interest (if any) thereon.

In the event withholding tax is introduced in Finland or Sweden and, pursuant to such Finnish or Swedish withholding tax the Issuer is obliged to effect deductions as referred to in the preceding paragraph, the Issuer reserves the right to obtain the following information regarding each Holder:

- (i) the Holder's name, personal identification number or other identification number and postal address; and
- (ii) the number of Notes held by the Holder and their Principal Amount.

The information referred to above need only be provided in relation to Notes issued under this Programme.

A request for information pursuant to this Condition 6(1) (*Early Redemption for Taxation Reasons*) shall be submitted to Euroclear Sweden or Euroclear Finland (as applicable) in sufficient time for Euroclear Sweden or Euroclear Finland to process.

(m) ***Optional Early Redemption (Call)***

If specified in the relevant Final Terms, the Issuer may redeem Notes early, in whole or in part, at the Early Redemption Amount together with accrued interest (if any), on the date or dates specified in the Final Terms.

The Issuer shall notify the Holders of any early redemption in accordance with Condition 16 (*Notices*) not later than 10 days prior to the relevant Early Redemption Date. Such notice of early redemption shall be irrevocable.

(n) ***Optional Early Redemption (Put)***

If specified in the relevant Final Terms, the Holder shall be entitled to demand early redemption of Notes at their Early Redemption Amount together with accrued interest (if any) thereon, on the date or dates set out in the Final Terms and subject to any conditions specified in the Final Terms.

In order to exercise such option, the Holder, must not less than 45 days prior to the relevant Early Redemption Date give notice to the Issuer. Such notice of early redemption shall be irrevocable.

(o) ***Early Redemption of non-interest bearing Notes***

Upon early redemption of Zero Coupon Notes, the relevant Notes shall be repaid in an amount determined on the Record Date (or, in the case of Bearer Notes, the due date for payment) in accordance with the following formula:

Principal Amount

$$(1 + r)^t$$

r = the Reference Yield stated in the Final Terms.

t = the remaining term of the Notes, expressed as a number of days divided by 360 (whereby each month shall be deemed to consist of 30 days) or based on the actual number of days/actual number of days.

(p) ***Early Redemption of Notes with Autocallable performance structure***

If the Basket Return on any Observation Date (other than the final Observation Date) is at or above the relevant Call Barrier Level, then the Issuer will give notice to Holders in accordance with Condition 16 (*Notices*) and redeem the Notes early, in whole but not in part, on the later of: (i) the next following Early Redemption Date, or (ii) the date falling 40 days after the relevant Observation Date at their Early Redemption Amount which will be the Principal Amount of the relevant Notes together with any Coupon (if any) payable in accordance with Condition 5(g) (*Coupon Bearing Notes*).

The "Basket Return" will be calculated in the same manner as for the "Basket Long" structure set out in Condition 6(a)(i) ("*Basket Long*" structure) or the "Basket Short" structure set out in Condition 6(a)(ii) ("*Basket Short*" structure), as specified in the Final Terms, unless Condition 6(c) (*Best of/Worst of Modifier*) is specified as applicable to this Condition 6(p) in the relevant Final Terms, in which case the Basket Return shall be replaced with the Reference Asset Return of the Nth Best Performing Reference Asset in accordance with that Condition.

(q) ***Early Redemption of Credit Linked Notes***

In the event that the Recovery Value in relation to one or more Reference Entities (each a "**Defaulted Reference Entity**") is determined prior to the scheduled Redemption Date for the Notes, the Issuer may elect to make an early repayment of all or part of the Notes on any Interest Payment Date by giving notice thereof to Holders in accordance with Condition 16 (*Notices*). The applicable Early Redemption Amount shall be determined by the Issuer in good faith and in a commercially reasonable manner, and shall be calculated on a pro-rata basis such that the Holder receives a share of the Redemption Amount that would (notwithstanding the early redemption of the Notes in accordance with this Condition 6(q) (*Early Redemption of Credit Linked Notes*)) otherwise be due and payable on the Redemption Date in accordance with the applicable provisions of Condition 6(a) (*Redemption at Maturity*) which is proportionate to the weighting of the relevant Defaulted Reference Entity or Defaulted Reference Entities in relation to the Basket as a whole.

(r) ***Amortisation of Credit Linked Notes by way of Pool Factor***

If a Credit Event occurs which the Issuer determines (in good faith and in a commercially reasonable manner) would have an impact on the Redemption Amount payable on the applicable Redemption Date in accordance with the applicable provisions of Condition 6(a) (*Redemption at Maturity*), the Issuer may make a *pro-rata* reduction in the outstanding principal amount of the Notes in order to reflect the occurrence of such Credit Event (and the determination of any applicable Recovery Value), or may reflect the same by way of an appropriate pool factor in the records of the relevant Clearing System. The Issuer shall notify the relevant Clearing Systems and the Fiscal Agent of any *pro-rata* reduction in the outstanding Principal Amount of the Notes or (if applicable) the appropriate pool factor from time to time. If the Issuer elects to apply a pool factor, the Redemption Amount shall (for the purposes of payment on the relevant Redemption Date) be equal to the Principal Amount of the Notes multiplied by the applicable pool factor at the relevant Redemption Date.

(s) ***Purchase of Notes***

The Issuer and its subsidiaries (if any) may at any time purchase Notes in the open market or otherwise and at any price **provided that**, in the case of interest-bearing Definitive Notes, any unmatured Receipts and Coupons appertaining thereto are purchased therewith.

(t) ***Procedure for Payment upon Redemption***

Any redemption of the VP Notes, VPS Notes, Swedish Notes or Finnish Notes pursuant to this Condition 6 (*Redemption and Purchase*) shall be in accordance with, in the case of VP Notes, the VP Rules, in the case of VPS Notes, the VPS Rules, in the case of Swedish Notes, the Euroclear Sweden Rules and in the case of Finnish Notes, the Euroclear Finland Rules.

(u) ***Payment of Unwind Amount on Early Redemption***

If this Condition 6(u) (*Payment of Unwind Amount on Early Redemption*) is specified as applicable in the Final Terms, the Early Redemption Amount payable to the Holders shall be reduced by any applicable Unwind Amount, where: "**Unwind Amount**" means an amount determined by the Calculation Agent in its sole discretion in a commercially reasonable manner equal to the sum of (without duplication) all costs, expenses (including loss of funding), tax and duties incurred by the Issuer in connection with such early redemption, and the related termination, settlement or re-establishment of any hedge or related trading position, plus any amount payable by the relevant hedge counterparty or swap counterparty to the Issuer or minus any amount payable by the Issuer to the relevant hedge counterparty or swap counterparty equal to any amount payable as a result of the unwind of any swap transaction entered into in connection with the Notes, **provided that** such amount is greater than zero.

(v) ***TOM Cumulative Strategy***

If the "TOM Cumulative Strategy" is specified as applicable in the relevant Final Terms, the Redemption Amount will be equal to the Principal Amount of the Notes multiplied by the TOM Participation Ratio and multiplied by the Final TOM Value.

The "**TOM Value**" will be 100% on the Initial Valuation Date, and thereafter will be equal to the TOM Value on the preceding TOM Valuation Date multiplied by the applicable TOM Performance applicable to the relevant TOM Period or NTOM Period (as applicable).

"**Final TOM Value**" means the TOM Value on the final TOM Valuation Date or, if "TOM Final Value Averaging" is specified as applicable in the relevant Final Terms, the average of the TOM Values determined on each TOM Final Value Averaging Date specified in the Final Terms.

The "**TOM Performance**" will be equal to the sum of 1 and the Basket Return for each TOM Period, and the sum of 1 and the Reference Rate Return for each NTOM Period. If "Final TOM Period Performance Averaging" is specified as applicable in the relevant Final Terms, the TOM Performance used to determine the TOM Value on the TOM Valuation Date falling at the end of each of the final N number of TOM Periods during the term of the Notes, will be replaced with the Average Final TOM Period Performance.

The "**Average Final TOM Period Performance**" will be determined by the Issuer, at the end of the final TOM Period, as the average of the TOM Performance for each of the final N number of TOM Periods during the term of the Notes.

"**N**" will be the value specified in the applicable Final Terms.

The "**Basket Return**" will be equal to the Additional Amount for the relevant TOM Period, calculated in accordance with the performance structure(s) specified in the applicable Final Terms and expressed as a percentage of the Principal Amount of the Notes, save that references to the "Initial Valuation Date" and any related Averaging Dates shall be construed as references to the relevant TOM Calculation Start Date and any related Averaging Dates (if applicable), and references to the "Valuation Date" and any related Averaging Dates shall be construed as references to the relevant TOM Calculation End Date and any related Averaging Dates (if applicable).

The "**Reference Rate Return**" will be equal to the applicable Reference Rate multiplied by the relevant Day Count Fraction.

(w) ***Early Redemption of Notes with Autocallable Rate structure***

If the Autocall Condition is satisfied on any Valuation Date (other than the final Valuation Date), then the Issuer will give notice to Holders in accordance with Condition 16 (*Notices*) and redeem the Notes early, in whole but not in part, on the later of: (i) the next following Early Redemption Date, and (ii) the date falling 40 days after the relevant Valuation Date, in each case at an amount equal to the Principal Amount of the relevant Notes, together with any Interest Amount (if any) payable in accordance with Condition 5(u) (*Autocallable Rate*).

(x) ***Lock-in Basket Floor***

If "Lock-in Basket Floor" is specified as applicable in the relevant Final Terms, then if the Basket Return on any Valuation Date exceeds the relevant Barrier Level, then references to the Basket Return shall be replaced by the Lock-in Basket Floor for the purposes of calculating the Additional Amount in accordance with the applicable performance structure(s) in Condition 6(a) (*Redemption at Maturity*) which are specified as applicable in the relevant Final Terms.

The "**Lock-in Basket Floor**" will be the higher of the Minimum Basket Return and the Basket Return on the final Valuation Date.

7. **Taxation**

(a) All amounts payable (whether in respect of principal, redemption amount, interest or otherwise) in respect of the Notes will be made free and clear of and without withholding or deduction for, or on account of, any present or future taxes or duties of whatever nature imposed or levied by or on behalf of the Issuer's jurisdiction of incorporation or any political subdivision thereof or any authority or agency therein or thereof having power to tax, unless the withholding or deduction of such taxes or duties is required by law. In that event, the Issuer will pay such additional amounts as may be necessary in order that the net amounts receivable by the Holders after such withholding or deduction shall equal the respective amounts which would have been receivable in the absence of such withholding or deduction; except that no such additional amounts shall be payable in respect of payment in respect of any Note or Coupon presented for payment:

- (i) in the Issuer's jurisdiction of incorporation;
- (ii) by or on behalf of a Holder who is liable to such taxes or duties in respect of such Note or Coupon by reason of such Holder having some connection with the Issuer's jurisdiction of incorporation other than the mere holding of such Note or Coupon; or
- (iii) more than thirty days after the Relevant Date, except to the extent that the relevant Holder would have been entitled to such additional amounts on presenting the same for payment on the expiry of such period of thirty days; or
- (iv) by or on behalf of, a Holder who would not be liable or subject to the withholding or deduction by making a declaration of non-residence or other similar claim for exemption to the relevant tax authority; or
- (v) where such withholding or deduction is imposed on a payment to an individual and is required to be made pursuant to European Council Directive 2003/48/EC or any law implementing or complying with, or introduced in order to conform to, such Directive; or
- (vi) by or on behalf of a holder who would have been able to avoid such withholding or deduction by presenting the relevant Note, Receipt or Coupon to another Paying Agent in a Member State of the European Union.

(b) For the purposes of these Conditions, the "**Relevant Date**" means the date on which such payment first becomes due and payable, but if the full amount of the moneys payable has not been received by the Fiscal Agent or, as the case may be, the Registrar or, in the case of Swiss Franc Notes only, the Swiss Paying Agent on or prior to such due date, it means the first date on which the full amount of such moneys has been so received and notice to that effect shall have been duly given to the Holders of the Notes of the relevant Series in accordance with Condition 16 (*Notices*).

(c) Any reference in these Conditions to principal, redemption amount and/or interest in respect of the Notes shall be deemed also to refer to any additional amounts which may be payable under this Condition 7 (*Taxation*) or any undertaking given in addition thereto or in substitution therefore.

(d) Notwithstanding anything in this Condition 7 (*Taxation*) or in Condition 8 (*Payments*) to the contrary, the Issuer shall be permitted to withhold and deduct for or on account of any taxes

imposed pursuant to sections 1471 through 1474 of the U.S. Internal Revenue Code of 1986, as amended, and the regulations promulgated thereunder, pursuant to any inter-governmental agreement, or implementing legislation adopted by another jurisdiction in connection with these provisions, or pursuant to any agreement with the U.S. Internal Revenue Service, on any amount payable in respect of the Notes and shall not be required to pay any additional amounts in respect of any such taxes.

8. **Payments**

(1) **Payments — Bearer Notes**

- (a) This Condition 8(1) is applicable in relation to Bearer Notes.
- (b) Payment of amounts (including accrued interest) due on the redemption of Bearer Notes will be made against presentation and, save in the case of a partial redemption by reason of insufficiency of funds or payment of an Instalment Amount (other than the final Instalment Amount), surrender of the relevant Bearer Notes to or to the order of any of the Paying Agents.

Payment of Instalment Amounts (other than the final Instalment Amount) in respect of an Instalment Note will be made against presentation of the Bearer Note together with (where applicable) the relevant Receipt and surrender of such Receipt.

The Receipts are not and shall not in any circumstances be deemed to be documents of title and if separated from the Bearer Note to which they relate will not represent any obligation of the Issuer.

Accordingly, the presentation of a Bearer Note without the relative Receipt or the presentation of a Receipt without the Bearer Note to which it appertains shall not entitle the Holder to any payment in respect of the relevant Instalment Amount.

- (c) Payment of amounts due in respect of interest on Bearer Notes will be made:
  - (i) in the case of a Temporary Global Note or Permanent Global Note, against presentation of the relevant Temporary Global Note or Permanent Global Note at the specified office of any of the Paying Agents outside the United States and, in the case of a Temporary Global Note, upon due certification as required therein;
  - (ii) in the case of Definitive Notes without Coupons attached thereto at the time of their initial delivery, against presentation of the relevant Definitive Notes at the specified office of any of the Paying Agents outside the United States; and
  - (iii) in the case of Definitive Notes delivered with Coupons attached thereto at the time of the initial delivery, against surrender of the relevant Coupons at the specified office of any of the Paying Agents outside the United States.
- (d) If the due date for payment of any amount due (whether in respect of principal, interest or otherwise) in respect of any Bearer Notes is not a Business Day, then the Holder thereof will not be entitled to payment thereof until the next following such Business Day and no further payment shall be due in respect of such delay save in the event that there is a subsequent failure to pay in accordance with these Conditions.
- (e) Each Definitive Note initially delivered with Coupons or Receipts attached thereto should be surrendered for final redemption together with all unmatured Coupons or Receipts appertaining thereto, failing which:
  - (i) in the case of Definitive Notes which bear interest at a fixed rate or rates, the amount of any missing unmatured Coupons will be deducted from the amount otherwise payable on such final redemption, the amount so deducted being payable against surrender of the relevant Coupon at the specified office of any of the Paying Agents at any time prior to the tenth anniversary of the due date



of such final redemption or, if later, the fifth anniversary of the date of maturity of such Coupon;

- (ii) in the case of Definitive Notes which bear interest at, or at a margin above or below, a floating rate, all unmatured Coupon relating to such Definitive Notes (whether or not surrendered therewith) shall become void and no payment shall be made thereafter in respect of them; and
- (iii) in the case of Bearer Notes initially delivered with Receipts attached thereto, all Receipts relating to such Bearer Notes in respect of a payment of an Instalment Amount which (but for such redemption) would have fallen due on a date after such due date for redemption (whether or not surrendered therewith) shall become void and no payment shall be made thereafter in respect of them.

(2) ***Payments — Registered Notes***

- (a) This Condition 8(2) is applicable in relation to Registered Notes.
- (b) Payments of amounts (including accrued interest) due on the final redemption of Registered Notes will be made against presentation and, save in the case of a partial redemption by reason of insufficiency of funds, surrender of the relevant Registered Notes as the specified office of the Registrar. If the due date for payment of the final redemption amount of Registered Notes is not a Business Day, the Holder thereof will not be entitled to payment thereof until the next following such Business Day and no further payment shall be due in respect of such delay save in the event that there is a subsequent failure to pay in accordance with these Conditions.
- (c) Payment of amounts (whether principal, interest or otherwise) due (other than in respect of the final redemption of Registered Notes) in respect of Registered Notes will be paid to the Holders thereof (or, in the case of joint Holders, the first-named) as appearing in the register kept by the Registrar as at opening of business (New York time) on the fifteenth New York Banking Day before the due date for such payment (the "**Record Date**").
- (d) Notwithstanding the provisions of Condition 8(8)(b), payments of interest due (other than in respect of the final redemption of Registered Notes) in respect of Registered Notes will be made by a cheque drawn on a bank in the Relevant Financial Centre and posted to the address (as recorded in the register held by the Registrar) of the Holder thereof, (or, in the case of joint Holders, the first-named) on the Business Day immediately preceding the relevant date for payment unless prior to the relevant Record Date the Holder thereof (or, in the case of joint Holders, the first named) has applied to the Registrar and the Registrar has acknowledged such applications for payment to be made to a designated account (in the case aforesaid, a non-resident account with an authorised foreign exchange bank).

(3) ***Payments — Swiss Franc Notes***

This Condition 8(3) is applicable in relation to Swiss Franc Notes.

Payment of principal and/or interest shall be made in freely disposable Swiss francs without collection costs in Switzerland to the Noteholders and/or Couponholders, without any restrictions, whatever the circumstances may be, irrespective of nationality, domicile or residence of the Noteholders and/or Couponholders and without requiring any certification, affidavit or the fulfilment of any other formality.

Payment to the Swiss Paying Agent by the Issuer and the receipt by the Swiss Paying Agent of the due and punctual payment of the funds in Swiss francs in Switzerland shall release the Issuer of its obligations under the Notes and Coupons for the purposes of payment of principal and interest due on the respective payment dates to the extent of such payments.

(4) **Payments — VP Notes**

Payments of principal and/or interest in respect of the VP Notes shall be made to the Holders as appearing registered in the register kept by the VP as such on the fifth business day (as defined by the then applicable VP Rules) before the due date for such payment, such day being a Danish Business Day, or such other business day falling closer to the due date as then may be stipulated in VP Rules and will be made in accordance with said VP Rules. Such day shall be the "**Record Date**" in respect of the VP Notes in accordance with VP Rules.

(5) **Payments — VPS Notes**

Payments of principal and/or interest in respect of the VPS Notes shall be made to the Holders registered in the VPS System as defined by the applicable VPS Rule) as shown in the relevant records of the VPS before the due date for such payment, or such other business day falling closer to the due date as then may be stipulated in the VPS Rules and will be made in accordance with said VPS Rules. Such day shall be the "**Record Date**" in respect of the VPS Notes in accordance with the VPS Rules. *As of the date of this Prospectus the default VPS record date for the Redemption Amount is two business days prior to the relevant payment date. Record dates for interest payments are fifteen business days prior to the relevant payment day.*

(6) **Payments — Swedish Notes**

Payments of principal and/or interest in respect of the Swedish Notes shall be made to the Holders as appearing registered in the register kept by Euroclear Sweden as such on the fifth business day (as defined by the then applicable Euroclear Sweden Rules) before the due date for such payment, such day being a Stockholm Business Day, or such other business day falling closer to the due date as then may be stipulated in Euroclear Sweden Rules and will be made in accordance with said Euroclear Sweden Rules. Such day shall be the "**Record Date**" in respect of the Swedish Notes in accordance with Euroclear Sweden Rules.

(7) **Payments — Finnish Notes**

Payments of principal and/or interest in respect of the Finnish Notes shall be made to the Holders as appearing registered in the register kept by Euroclear Finland as such on the fifth business day (as defined by the then applicable Euroclear Finland Rules) before the due date for such payment, such day being a Helsinki Business Day, or such other business day falling closer to the due date as then may be stipulated in the Euroclear Finland Rules and will be made in accordance with said Euroclear Finland Rules. Such day shall be the "**Record Date**" in respect of the Finnish Notes in accordance with the Euroclear Finland Rules.

(8) **Payments — General Provisions**

(a) Save as otherwise specified herein, this Condition 8 (*Payments*) is applicable in relation to Notes whether in bearer or in registered form.

(b) Payments of amounts due (whether in respect of principal, interest or otherwise) in respect of Notes denominated in a currency other than euro will be made by cheque drawn on, or by transfer to, an account maintained by the payee with, a bank in the Relevant Financial Centre and in respect of a Note denominated in euro by cheque drawn on, or by transfer to, an euro account (or any other account to which euro may be credited or transferred) maintained by the payee with a bank in the principal financial centre of any member state of the European Union. Payments will, without prejudice to the provisions of Condition 7 (*Taxation*), be subject in all cases to any applicable fiscal or other laws and regulations.

(c) For the purposes of these Conditions:

Interest Payment Dates in relation to Fixed Rate Notes, Inflation-Linked Interest Notes, Rate Adjustment Notes or Zero coupon Notes shall be subject to the Following Business Day Convention, unless otherwise specified in the Final Terms. Interest will then only be payable up to and including the originally scheduled Interest Payment Date, Redemption Date or Early Redemption Date, as applicable.

Interest Payment Dates in relation to Floating Rate Notes shall be subject to the Modified Following Business Day Convention, unless otherwise specified in the Final Terms. Interest will then be calculated on an adjusted or unadjusted basis, as set out in the Final Terms.

Other Notes shall be subject to the Following Business Day Convention, unless otherwise specified in the Final Terms.

If Notes are subject to a Business Day Convention other than those specified above, then the applicable Business Day Convention shall be specified and described in the Final Terms.

- (d) In the event that the applicable Clearing System is prevented from making any payment in accordance with the above provisions due to a delay in performance by the Issuer or for any other reason, the applicable Clearing System will make such payment to each person that is registered as a Holder on the relevant Record Date as soon as payment is received from the Issuer or the reason for delay has ceased.
- (e) If the Issuer is prevented from making payments to the Holders through the applicable Clearing System because the applicable Clearing System is affected by an event or circumstance set out in the first paragraph of Condition 22 (*Limitation of liability etc.*), then the Issuer shall be entitled to defer payment until such time as the event or circumstance affecting the applicable Clearing System has ceased. In such case, interest shall be payable in accordance with Condition 8(9) (*Default Interest*).
- (f) If a person or entity to whom payment was made in accordance with the above provisions was not entitled to receive such payment, the Issuer and the applicable Clearing System shall nevertheless be deemed to have discharged their respective payment obligations, unless the Issuer or the applicable Clearing System had knowledge that payment was made to a person or entity that was not entitled to receive the payment or if the Issuer or the applicable Clearing System did not act with due care.
- (g) All payments in respect of the Notes are subject in all cases to any applicable fiscal or other laws and regulations in the place of payment, but without prejudice to the provisions of Condition 7 (*Taxation*). In the event that the Issuer (or any agent acting on its behalf) is prohibited from making any payment on account of any applicable law or regulation, the Issuer shall have no liability to Noteholders in respect of any delay or failure in making such payment to holders.

(9) ***Default Interest***

- (a) In the event of any default in payment, default interest shall be payable on the due and unpaid amount from its due date up to and including the day on which payment is made at a Interest Rate equal to the Interest Base Rate (as specified in the Final Terms) for a period of one week, plus two percent. The Interest Base Rate shall thereupon be determined by the Issuer on the first Business Day of each calendar week during the period of default. Notwithstanding the aforesaid, the default interest rate on interest bearing Notes shall not (except in circumstances set out in paragraph (b) below) be lower than the rate which applied to the relevant Notes on the relevant due date plus two percent. Default interest shall not be capitalised.
- (b) If any default in payment under the Notes is due to any event or circumstance affecting the Issuer or the relevant Clearing System as referred to in the first paragraph of Condition 22 (*Limitations on liability etc.*) the default interest rate shall, with respect to interest bearing Notes, not exceed the Interest Rate which applied to the relevant Notes on the relevant due date (without the addition of two per cent. in accordance with the preceding paragraph) and, with respect to non-interest bearing Notes, no default interest shall accrue or be payable.

(10) ***Interest Deferral***

If "Interest Deferral" is specified as applicable in the relevant Final Terms, then notwithstanding any of the foregoing provisions of these Conditions, the Issuer shall defer (in whole, and not in part) any Interest Amount that is otherwise scheduled to be paid to Holders on any Interest Payment Date until the earlier of: a) the Redemption Date in respect of the Notes; or b) the Early Redemption Date on which such Notes are redeemed in full.

Any Interest Amount that the Issuer is required to defer pursuant to this Condition 8(10) (*Interest Deferral*) and that has not been satisfied shall be referred to as a "**Deferred Interest Amount**". Non-payment of any Deferred Interest Amount on the scheduled Interest Payment Date in accordance with this Condition 8(10) (*Interest Deferral*) shall not constitute a default by the Issuer under the Notes, or for any other purpose, and Deferred Interest Amounts shall not themselves bear interest.

9. **Change in Law**

The following provisions shall apply to all Notes unless "Change in Law" is stated not to be applicable in the relevant Final Terms.

- (a) Where, in the Issuer's opinion, as a consequence of any changes in any law, ordinance, regulation or equivalent or decision by a public authority or any change in the application thereof, or if a decree of moratorium, currency restriction, embargo, blockade or boycott of a central bank, national government or other public authority such as the United Nations or the European Union, (each a "**Change in Law**") it would be unlawful, significantly more difficult or cause significant reputational damage to the Issuer to issue and to hold Notes, or if it becomes unlawful or more difficult for the Issuer or a third party or cause significant reputational damage to the Issuer to hold, acquire or divest Reference Assets or to enter into derivative transactions with respect to a Reference Asset, which may be entered into to hedge the Issuer's exposure under the Notes, the Issuer may determine that the Affected Reference Asset shall be replaced by a replacement Reference Asset (as selected by the Issuer in its discretion), or alternatively adjust the calculation of the Redemption Amount.
- (b) Where the Issuer determines that it would not provide a reasonable result to replace the Affected Reference Asset or to adjust the applicable calculation, the Issuer may perform an early calculation of the Redemption Amount and/or the yield. Such calculation shall be based on the most recently published value of the Reference Asset. When the Issuer has determined the Redemption Amount and/or the yield, the Issuer shall notify the Holders of the amount of the Redemption Amount and/or the yield and the Interest Rate which shall continue to accrue on the Notes, which shall be a market rate. The Redemption Amount (including accrued interest, if applicable) shall be paid on the Redemption Date.
- (c) The Issuer shall be entitled to make any addition, adjustment or amendment to the Conditions as the Issuer deems necessary in connection with a Change in Law.

10. **Increased Costs of Hedging**

The following terms and conditions shall apply to all Notes unless "Increased Costs of Hedging" is stated not to be applicable in the relevant Final Terms:

- (a) Where, in the Issuer's opinion, as a consequence of any change in any law, ordinance, regulation or equivalent or decision by a public authority or the application thereof, or any other event or circumstance not directly attributable to the Issuer's deteriorated credit rating which, in the opinion of the Issuer, would affect the Issuer's costs for holding, acquiring or divesting Reference Assets or entering into, maintaining or terminating derivative instruments relating to the Reference Asset for the purpose of managing the Issuer's exposure under the Notes, would increase in a manner which is not insignificant for the Issuer or if the Issuer's risk management costs, for a reason other than as listed above would, in the opinion of the Issuer, increase, or where, in the Issuer's opinion, the risk management costs significantly increase (each an "**Increased Cost**"), the Issuer may determine that the Affected Reference Asset shall be replaced

by a Replacement Reference Asset or alternatively adjust the calculation of the Redemption Amount.

- (b) Where the Issuer believes that it would not provide a commercially reasonable result to replace the Affected Reference Asset or to adjust the applicable calculation, the Issuer may perform an early calculation of the Redemption Amount and/or the yield. Such early calculation shall be based on the most recently published value of the Reference Asset. When the Issuer has determined the Redemption Amount and/or the yield, the Issuer shall notify the Holders of the amount of the Redemption Amount and/or the yield and the Interest Rate which shall continue to accrue on the Notes, which shall be a market rate. The Redemption Amount (including accrued interest, if applicable) shall be paid on the Redemption Date.
- (c) The Issuer shall be entitled to make any addition, adjustment or amendment to the Conditions as the Issuer deems necessary in connection with Increased Costs.

#### 11. **Hedging Disruption**

The following terms and conditions shall apply to all Notes unless "Hedging Disruption" is stated not to be applicable in the relevant Final Terms:

- (a) Where, in the Issuer's opinion, after using commercially reasonable efforts, it would be substantially more difficult or impossible to hold, acquire, establish, re-establish, substitute, maintain, unwind or dispose of Reference Assets or enter into transactions or acquire financial instruments for the purpose of hedging/risk management with reference to Reference Assets which have been acquired to secure the Issuer's exposure/delivery obligation under the Notes), (each such event a "**Hedging Disruption**") the Issuer may determine that Affected Reference Asset shall be replaced by a Replacement Reference Asset or alternatively adjust the calculation of the Redemption Amount.
- (b) If the Issuer believes it would not provide a fair result to replace the Affected Reference Asset or to adjust the applicable calculation, the Issuer may perform an early calculation of the Redemption Amount and/or the yield. When the Issuer has determined the Redemption Amount and/or the yield, the Issuer shall notify the Holders of the Additional Amount and/or the amount of the yield and at which Interest Rate which shall continue to accrue on the Notes, which shall be a market rate. The Redemption Amount (including accrued interest, if applicable) shall be paid on the Redemption Date.

#### 12. **Prescription**

- (a) Bearer Notes and the related Coupons will become void unless presented for payment within ten years (or, in the case of Coupons and save as provided in Condition 8(1)(e), five years) after the due date for payment.
- (b) Claims against the Issuer in respect of Registered Notes will be prescribed unless made within 10 years (or, in the case of claims in respect of interest, five years) after the due date for payment.
- (c) Claims in respect of Finnish Notes shall become statute barred three years after the relevant payment date (in the case of claims for both principal and interest).
- (d) Claims against the Issuer for the payment of a Redemption Amount in respect of Swedish Notes, or VPS Notes will be statute barred unless made within ten years after the relevant Redemption Date. Claims against the Issuer for the payment of interest or other yield in respect of Swedish Notes or VPS Notes shall be statute barred unless made within three years after the relevant Interest Payment Date.

If the limitation period in respect of Swedish Notes is interrupted a new limitation period of ten years will commence for claims in respect of Redemption Amounts and three years for claims in respect of interest amounts and other yield. Where the limitation period is interrupted through any acknowledgement, claim or reminder a new limitation period shall commence on the date of the interruption or, where the limitation period is interrupted through legal proceedings or the claims for payment is brought before in a court of law, enforcement authority or in arbitration proceedings, bankruptcy proceedings or proceedings for a judicial composition with creditors, a

new limitation period shall commence on the date on which a judgment or final decision is rendered or the procedure is otherwise terminated.

13. **The Paying Agents and the Registrar**

The initial Paying Agents and Registrar and their respective initial specified offices are specified below. The Issuer reserves the right at any time to vary or terminate the appointment of any Paying Agent (including the Fiscal Agent) or the Registrar and to appoint additional or other Paying Agents or another Registrar **provided that** it will at all times maintain (i) a Fiscal Agent, (ii) a Registrar, (iii) a Paying Agent with a specified office in continental Europe but outside the Issuer's jurisdiction of incorporation, (iv) a Paying Agent in an European Union Member State that will not be obliged to withhold or deduct tax pursuant to the European Council Directive 2003/48/EC or any law implementing or complying with, or introduced to conform to, such Directive, (v) so long as any VPS Notes are settled through VPS, a Paying Agent with a specified office in Norway, (vi) so long as any Swedish Notes are cleared through Euroclear Sweden, an Issuing Agent with a specified office in Sweden, and (vii) so long as any Finnish Notes are cleared through Euroclear Finland, an Issuing Agent with a specified office in Finland. The Paying Agents and the Registrar reserve the right at any time to change their respective specified offices to some other specified office in the same city, and **provided further that** so long as any VP Notes are cleared through VP, the Issuer, the Fiscal Agent and the VP Issuing Agent shall have the respective rights and obligations arising under the Fiscal Agency Agreement and no other Paying Agent shall have any rights and obligations in relation thereto. Notice of all changes in the identities or specified offices of the Paying Agents or the Registrar will be notified promptly to the Holders.

In respect of Swiss Franc Notes, the Issuer will at all times maintain a paying agent having its specified office in Switzerland and at no time maintain a paying agent having its specified office outside of Switzerland.

14. **Replacement of Notes**

If any Note, Receipt or Coupon is lost, stolen, mutilated, defaced or destroyed, it may be replaced at the specified office of the Fiscal Agent (in the case of Bearer Notes and Coupons) or of the Registrar (in the case of Registered Notes), subject to all applicable laws and the requirements of any stock exchange and/or listing authority on which the relevant Notes are listed, upon payment by the claimant of all expenses incurred in such replacement and upon such terms as to evidence, security, indemnity and otherwise as the Issuer and the Fiscal Agent or, as the case may be, the Registrar may require. Mutilated or defaced Notes, Receipts and Coupons must be surrendered before replacements will be delivered.

15. **Meetings of Holders; Modifications**

The Fiscal Agency Agreement contains provisions, which are binding on the Issuer and the Holders of Notes or Coupons, for convening meetings of the Holders of Notes of any Series to consider matters affecting their interests, including the modification or waiver of the Conditions applicable to any Series of Notes.

In relation to VPS Notes only, meetings of Holders shall be held in accordance with the Fiscal Agency Agreement and in compliance with the relevant regulations of the VPS. For the purposes of a meeting of Holders, the person named in the certificate from the VPS shall be treated as the Holder specified in such certificate **provided that** he has given an undertaking not to transfer the VPS Notes so specified (prior to the close of the meeting).

In relation to Swedish Notes and Finnish Notes, meetings of Holders shall be held in accordance with the Fiscal Agency Agreement.

The Issuer is entitled to make any amendment to these Conditions that is approved at a meeting of Holders or is approved by all Holders of the relevant Notes. The Issuer shall promptly notify the Holders of any amendment to the Terms and Conditions in accordance with Condition 16 (*Notices*).

If the Issuer determines, acting reasonably, that from time to time there has been a change in prevailing market standard terms or market trading conventions, which change affects any Hedge Transaction such that the terms of such Hedge Transaction are or may thenceforth be inconsistent with corresponding provisions of these Conditions, then it may, without the consent of the Noteholders or the Paying Agent, modify these Conditions to the extent necessary to preserve such consistency. The Issuer shall notify the Noteholders and the Paying Agent in accordance with Condition 16 (*Notices*) promptly following any such determination.

In addition to the foregoing the Issuer is entitled, without the consent of Holders, to amend these Conditions (including the applicable Final Terms): (i) in order to correct any manifest error or (ii) to the extent appropriate upon a change in applicable mandatory law, or (iii) to the extent that any such amendment would not, in the opinion of the Issuer, be materially prejudicial to the Holders of the Notes.

16. **Notices**

(a) ***To Holders of Bearer Notes***

Notices to Holders of Bearer Notes will, save where another means of effective communication has been specified in the relevant Final Terms, be deemed to be validly given if published on the website of the Issuer at [www.nordea.com](http://www.nordea.com) or [www.nordeamarkets.com](http://www.nordeamarkets.com) or, in the case of a Temporary Global Note or Permanent Global Note if delivered to Euroclear and Clearstream, Luxembourg for communication by them to the persons shown in their respective records as having interests therein **provided that**, in the case of Notes admitted to listing and/or trading on any stock exchange, the requirements of such stock exchange or listing authority have been complied with. Any notice so given will be deemed to have been validly given on the date of such publication (or, if published more than once, on the date of first such publication) or, as the case may be the date of such delivery.

(b) ***To Holders of Registered Notes***

Notices to Holders of Registered Notes will be deemed to be validly given if sent by first class mail to them (or, in the case of joint Holders, to the first-named in the register kept by the Registrar) at their respective addresses as recorded in the Register kept by the Registrar, and will be deemed to have been validly given on the fourth Business Day after the date of such mailing.

(c) ***To the Issuer***

Notices to NBAB will be deemed to be validly given if delivered to Smålandsgatan 17, SE-105 71, Stockholm and clearly marked on their exterior "Urgent — Attention: Group Treasury" and to NBF if delivered to Aleksanterinkatu 36 B FIN-00020 Nordea (Helsinki and clearly marked on their interior "Urgent – Attention: Group Treasury (or at such other address and for such other attention as may have been notified to the Holders of the Notes in accordance with this Condition 16) and will be deemed to have been validly given at the opening of business on the next day on which the Issuer's principal office is open for business.

(d) ***Notices in respect of Swiss Franc Notes***

Notices in respect of Swiss Franc Notes will, so long as the Notes are listed on the SIX Swiss Exchange and the rules of the SIX Swiss Exchange so require, be deemed to have been given if published by the Swiss Paying Agent at the expense of the Issuer, (i) by means of electronic publication on the internet website of the SIX Swiss Exchange under the section headed "*Official Notices*" (where notices are currently published under the address: [http://www.six-exchange-regulation.com/publications/published\\_notifications/official\\_notices\\_en.html](http://www.six-exchange-regulation.com/publications/published_notifications/official_notices_en.html)) or (ii) otherwise in accordance with the regulations of the SIX Swiss Exchange. Notices shall be deemed to be validly given on the date of such publication or, if published more than once, on the date of the first such publication.

For Swiss Franc Notes that are not listed on the SIX Swiss Exchange, notices to Noteholders shall be given by communication through the Swiss Paying Agent to SIS (or such other intermediary) for forwarding to the holders of the Notes. Any notice so given shall be deemed to be validly given with the communication to SIS (or such other intermediary).

(e) ***Notices in respect of VP Notes***

Notices in respect of VP Notes will be either (i) in writing and shall be addressed to such Holders of the VP Notes at the address appearing in the Danish Note Register maintained by the VP Issuing Agent in accordance with the VP Rules or (ii) published on the website of the Issuer at [www.Nordea.dk](http://www.Nordea.dk) or [www.nordea.com](http://www.nordea.com)

(f) ***Notices in respect of VPS Notes***

Notices in respect of VPS Notes will be either (i) in writing given to the VPS for communication by it to such Holders, (ii) in writing, sent by first class mail, by electronic mail or through other electronic means, directly to such Holders, or (iii) published on the website of the Issuer at [www.nordea.no](http://www.nordea.no) or [www.nordea.com](http://www.nordea.com).

(g) ***Notices in respect of Swedish Notes***

Notices in respect of Swedish Notes will be either (i) in writing, addressed to such Holders at the address appearing in Euroclear Sweden Register and will be deemed to have been validly given on the fourth Business Day after the date of such mailing, or (ii) published on the website of the Issuer at [www.nordea.se](http://www.nordea.se) or [www.nordea.com](http://www.nordea.com).

(h) ***Notices in respect of Finnish Notes***

Notices regarding Finnish Notes shall be published by the Issuer in a national daily newspaper in the jurisdictions in which Notes have been offered to the public or on the Issuer website [www.nordea.fi/joukkolainat](http://www.nordea.fi/joukkolainat) or [www.nordea.com](http://www.nordea.com) or on any other website as specified in the Final Terms for the respective Notes. Written notice may also be sent to Holders at the address recorded in the Issuer's register. Where Notes have been issued as dematerialised securities, notice to Holders may be sent via Euroclear Finland and Account Operators. Notices shall be deemed received by Holders on the day on which they are published in a national daily newspaper, on a relevant website or in Euroclear Finland or, where the notice has been sent by letter, on the seventh day after despatch of the letter.

17. **Provision of Information**

In relation to VP Notes, each Holder agrees and gives consent to the VP to provide to the VP Issuing Agent, upon request, information registered with the VP relating to the VP Notes and the Holders of the VP Notes in order that the VP Issuing Agent may provide any relevant Danish authorities, including the Financial Supervisory Authority of Denmark (*Finanstilsynet*) and the Danish tax authorities with any information required under applicable Danish laws. Such information shall include, but not be limited to, the identity of the holder of the VP Notes, the residency of the holder of the VP Notes, the number of VP Notes of the relevant holder and the address of the relevant holder.

The VPS Paying Agent is obligated, upon request, to provide any relevant Norwegian authorities, including the Financial Supervisory Authority of Norway and the Norwegian tax authorities, with any information registered on the relevant VPS account(s). Such information may include the identity of the registered Holder of the Notes, the residency of the registered Holder of the Notes, the number of Notes registered with the relevant Holder, the address of the relevant Holder, the account operator in respect of the relevant VPS account and whether or not the Notes are registered in the name of a nominee and the identity of any such nominee

In relation to Finnish Notes, each Holder agrees and gives consent to Euroclear Finland to provide to the Finnish Issuing Agent, upon request, information registered with Euroclear Finland relating to the Finnish Notes and the Holders of the Finnish Notes in order that the Finnish Issuing Agent may provide any relevant Finnish authorities, including the Finnish Financial Supervisory Authority (in Finnish: *Finanssivalvonta*) and the Finnish tax authorities, with any information required under applicable Finnish laws. Such information shall include, but not be limited to, the identity of the registered holder of the Finnish Notes, the residency of the registered holder of the Finnish Notes, the number of Finnish Notes registered with the relevant



holder, the address of the relevant holder, the account operator in respect of the relevant Euroclear Finland account (in Finnish: *Tilinhoitaja*) and whether or not the Finnish Notes are registered in the name of a nominee and the identity of any such nominee.

18. **Further Issues**

The Issuer may from time to time without the consent of the Holders of any Notes of any Series create and issue further notes and other debt securities having terms and conditions the same as those of the Notes of such Series or the same except for the amount of the first payment of interest (if any), which may be consolidated and form a single Series with the outstanding Notes of such Series.

19. **Obtaining Information**

The Issuer shall be entitled to obtain information from the Euroclear Sweden Register in respect of the Swedish Notes and Holders thereof.

The Issuer has the right, with respect to Notes other than Swedish notes, to request and obtain from the relevant Clearing System certain information relating to an account in the relevant Clearing System's noteholders register, including but not limited to: (i) the Holder's name, personal identification number or other identification number as well as postal address, (ii) Notes held and the terms and conditions of such Notes and (iii) where applicable, the number of Notes and their nominal amount.

The Issuer shall have access on demand to static data and ownership of the Bondholders registered in the Securities Depository as regulated in Clause 36.3 of the Danish FSA Executive Order 819 of 2 June 2013 on Book-Entry etc. of Investment Securities with a Central Securities Depository.

20. **Law and Jurisdiction**

- (a) The Notes and all non-contractual obligations arising out of or in connection with them may be governed by English law, Swedish law, Finnish law, Danish law or Norwegian law, as specified in the Final Terms. In relation to VP Notes, Danish law and jurisdiction will be applicable with regard to the registration of such Notes in the VP and VP Notes must comply with the Danish Securities Trading etc. Act (*Lov om værdipapirhandel m.v.*), as amended from time to time, and the Danish Executive Order on Book Entry, etc. of dematerialised Securities in a Central Securities Depository (*Bekendtgørelse om registrering m.v. af fondsaktiver i en værdipapircentral*), as amended from time to time. Norwegian law and jurisdiction will be applicable with regard to the registration of such VPS Notes in the VPS. Swedish law and jurisdiction will be applicable with regard to the registration of such Swedish Notes in Euroclear Sweden and the Swedish Notes must comply with the SFIA Act. Finnish law and jurisdiction will be applicable with regard to the registration of such Finnish Notes in Euroclear Finland and the Finnish Notes must comply with the Finnish Act on the Book-Entry Securities System and Clearing Activity (*Laki arvo-osuusjärjestelmästä ja selvitystoiminnasta* (749/2012)), as amended, and the Finnish Act on Book-Entry Accounts (*Laki arvo-osuustileistä*) (827/1991), as amended, as well as the rules and regulations of Euroclear Finland.
- (b) Subject to the provisions of Condition 20(a), the Issuer irrevocably agrees for the benefit of the Holders of the Notes that the Courts of England shall have jurisdiction to hear and determine any suit, action or proceedings, and to settle any disputes, which may arise out of or in connection with Notes governed by English law (including a dispute relating to any non-contractual obligation arising out of or in connection with the Notes) (respectively, "**Proceedings**" and "**Disputes**") and, for such purposes, irrevocably submit to the jurisdiction of such courts. The Issuer irrevocably waives any objection which it might now or hereafter have to the courts of England being nominated as the forum to hear and determine any Proceedings and to settle any Disputes and agrees not to claim that any such court is not a convenient or appropriate forum. The Issuer agrees that the process by which any Proceedings in England are begun may be served on it by being delivered to Nordea Bank Finland Plc, London Branch at its registered address in London from time to time, being presently at 8th Floor, City Place House, 55 Basinghall Street, London EC2V 5NB or, if different, its registered office for the time being or at any address of the

Issuer in Great Britain at which process may be served on it in accordance with the Companies Act 2006. If such person is not or ceases to be effectively appointed to accept service of process on behalf of the Issuer, the Issuer shall forthwith appoint a further person in England to accept service of process on its behalf and, failing such appointment within 15 days, any Noteholder shall be entitled to appoint such a person by written notice addressed to the Issuer and delivered to the Issuer or to the Fiscal Agent. Nothing contained herein shall affect the right to serve process in any other manner permitted by law. The submission to the jurisdiction of the Courts of England shall not (and shall not be construed so as to) limit the right of the Holders of the Notes or of any of them to take Proceedings in any other court of competent jurisdiction nor shall the taking of Proceedings in any one or more jurisdictions preclude the taking of Proceedings in any other jurisdiction (whether concurrently or not) if and to the extent permitted by applicable law.

- (c) If Swedish law is specified in the Final Terms as the governing law, then disputes concerning the interpretation or application of these terms and conditions shall be settled in Swedish courts. The Stockholm District Court shall be court of first instance.
- (d) If Finnish law is specified in the Final Terms as the governing law, then disputes concerning the interpretation or application of these terms and conditions shall be settled in Finnish courts. The court of first instance shall be *Helsingin käräjäoikeus*.
- (e) If Danish law is specified in the Final Terms as the governing law, then disputes concerning the interpretation or application of these terms and conditions shall be settled by Danish courts. The court of first instance shall be *Københavns Byret*.
- (f) If Norwegian law is specified in the Final Terms as the governing law, then disputes concerning the interpretation or application of these terms and conditions shall be settled by Norwegian courts. The court of first instance shall be *Oslo Tingrett*.
- (g) Notwithstanding that, under the SFIA Act or the operating procedures, rules and regulations of Euroclear Sweden (together, the "**Swedish Remedies**"), Holders of Swedish Notes may have remedies against the Issuer for non-payment or non-performance under the Conditions applicable to such Swedish Notes, a Swedish Note Holder must first exhaust all available remedies under the applicable governing law for non-payment or non-performance before any Proceedings may be brought against the Issuer in Sweden in respect of the Swedish Remedies. Notwithstanding Condition 20(b), and in this limited respect only, a Holder of Swedish Notes may therefore not take concurrent Proceedings in Sweden.

## 21. **Third Parties Rights**

No person shall have any right to enforce any term or condition of any Notes under the Contracts (Rights of Third Parties) Act 1999.

## 22. **Limitation of liability etc.**

The Issuer and the relevant Clearing System shall not, in connection with the discharge or purported discharge of any of their respective obligations in respect of the Notes, be held liable for any damage arising out of any legal enactment, or any measure undertaken by a public authority, or war, strike, lockout, boycott, blockade or any other similar circumstance. The reservation in respect of strikes, lockouts, boycotts and blockades applies even if an aforementioned entity takes such measures, or is subject to such measures.

The Issuer or the relevant Clearing System shall not be held liable for any other damage or loss incurred if such entity has exercised due care. The aforementioned entities shall not in any case be held responsible for any indirect damage, consequential damage and/or loss of profit, otherwise than as a result of or in relation to the gross negligence of the Issuer or the relevant Clearing System.

Should there be an impediment to the Issuer or the relevant Clearing System taking any action pursuant to these terms and conditions due to any circumstance set out in the first paragraph of this Condition 22 (*Limitation of liability etc.*), such action may be postponed until the impediment has ceased.

The provisions of this Condition 22 (*Limitation of liability etc.*) shall apply unless otherwise provided by applicable law.

## **PART 2: ADDITIONAL CONDITIONS FOR CERTAIN STRUCTURED NOTES**

### **1. Market Disruption**

The following provisions will apply to all Notes, other than those in respect of which the Reference Assets are solely interest rates, commodities or Reference Entities or any combination of the foregoing, unless "Market Disruption" is specified as not being applicable in the Final Terms.

- (a) Market Disruption with respect to a Reference Asset exists where, in the Issuer's opinion, any of the following events occurs:
  - (i) the quotation of an official final price for a Reference Asset or significant portion of the Reference Assets included in the Reference Asset does not exist, is unavailable or ceases;
  - (ii) where applicable, if a compilation and/or publication of the value of the Reference Asset's value ceases;
  - (iii) the Relevant Exchange and/or Options or Futures Exchange does not open for trading during its normal trading hours or closes for trading earlier than its normal closing time;
  - (iv) trading in a Reference Asset or a significant portion of the underlying assets included in a Reference Asset or options or futures contracts related to a Reference Asset, which is/are traded on the Relevant Exchange or Options or Futures Exchange ceases, is suspended or is significantly restricted;
  - (v) the ability of market participants to carry out trades in, or obtain the market value for, a Reference Asset or a significant portion of the underlying assets included in a Reference Asset or options or futures contracts related to a Reference Asset, which is/are traded on the Relevant Exchange or Options or Futures Exchange ceases, is discontinued or significantly deteriorates due to any other event; or
  - (vi) in respect of Fund-linked Notes only, the valuation of a Reference Asset, which comprises funds or fund units, on any Relevant Date for the Reference Asset does not take place or full payment of the redemption amount with respect to such Reference Asset does not take place on a redemption day for the Fund.
- (b) A limitation on the number of hours or days when trading occurs shall not be deemed to constitute a Market Disruption where the restriction is due to a published change in the normal trading hours for the Relevant Exchange and/or Options or Futures Exchange.
- (c) A restriction in trading which is introduced during the course of a day due to changes in prices which exceeds permitted levels pursuant to the Relevant Exchange and/or Options or Futures Exchange shall be deemed to constitute a Market Disruption.
- (d) Where, in the Issuer's opinion, a Market Disruption has occurred on any Relevant Date, the Relevant Date shall, with respect to determination of any Relevant Value to be determined on such date, be the Following Scheduled Trading Day (for each Affected Reference Asset, respectively) on which Market Disruption does not exist; however, where Market Disruption exists on the eight Scheduled Trading Days (for each Affected Reference Asset, respectively) that follows immediately after the original Relevant Date as stated in the Final Terms, such eighth Scheduled Trading Day (for each Affected Reference Asset, respectively) shall be deemed the Relevant Date irrespective of the existence of Market Disruption, and the Issuer shall thereupon determine the Relevant Value to be applied upon calculation of the Redemption Amount, Interest Amount or in conjunction with any calculation or valuation in accordance with the Conditions.
- (e) Where the Issuer believes that it is not possible or would not provide a fair result to determine or replace the value of the Affected Reference Asset at the time of such Market Disruption, the Issuer may perform an early calculation of the Redemption Amount and/or the yield or Interest Amount and determine the Redemption Amount and/or the yield or Interest Amount. Where the Issuer has determined the Redemption Amount and/or the yield or Interest Amount the Issuer

shall notify the Holders of the amount of the Redemption Amount and the yield and the interest rate which will continue to accrue on the Notes. The Issuer shall pay market interest on the Principal Amount. The Redemption Amount (including accrued interest, if any) shall be paid on the Redemption Date.

The Issuer shall be entitled to make any addition, adjustment, or amendment to the Conditions as the Issuer deems necessary in connection with Market Disruption or Disruption.

## 2. **Market Disruption Commodity**

The following provisions will apply to all Notes in respect of which the Reference Assets consist of one or more commodities, or options or futures contracts related to commodities, or one or more commodity index, unless, "Market Disruption Commodity" is specified as not being applicable in the Final Terms:

- (a) Market Disruption with respect to a Reference Asset exists where, in the Issuer's opinion, any of the following events occurs:
- (i) the quotation, compilation, calculation or publication of official final prices for a Reference Asset or the underlying assets included in the Reference Asset does not exist, unavailable or ceases;
  - (ii) the quotation, compilation, calculation or publication of the value of a Reference Asset or the value of the underlying assets included in the Reference Asset does not exist, is unavailable or ceases;
  - (iii) the Relevant Exchange is not open for trading during its normal trading hours;
  - (iv) trading in a Reference Asset or the underlying assets included in a Reference Asset or options or futures contracts related to a Reference Asset, which is/are traded on the Stock Exchange ceases, is suspended or significantly restricted;
  - (v) the possibilities for parties on the market to carry out trades in or obtain the market value for a Reference Asset or a significant portion of the underlying assets included in a Reference Asset or options or futures contracts related to a Reference Asset, which is/are traded on the Relevant Exchange ceases, is discontinued or significantly deteriorates due to any other event;
  - (vi) the manner of calculating a Reference Asset or the underlying assets included in the Reference Asset or the value thereof changes significantly;
  - (vii) the content, compilation or structure of a Reference Asset or the underlying assets included in a Reference Asset or relevant options or futures contract changes significantly; or
  - (viii) the introduction, change or repeal of tax provisions with respect to a Reference Asset or tax provisions regarding tax calculated by way of reference to the underlying assets included in a Reference Asset (however, not tax on, or which is calculated by reference to, gross or net income) after the Initial Observation Date, Initial Valuation Date or Start Date, as a consequence of which the final price on the relevant Initial Observation Date, Initial Valuation Date or Observation Start Date changes as compared to what it would have been had the tax provisions not been introduced, changed or repealed.
- (b) Where, in the opinion of the Issuer, a Market Disruption has occurred on any Relevant Date such Relevant Date for determination of the Relevant Value to be determined on such date shall be the immediately following Scheduled Trading Day (for each Affected Reference Asset) where Market Disruption does not exist (for each Affected Reference Asset), or alternatively the Relevant Value may be determined or replaced by the Issuer in another appropriate manner; however, where Market Disruption occurs during the five Scheduled Trading Days (for each Affected Reference Asset) immediately following the Relevant Date and the Relevant Value may be determined or replaced by the Issuer in another appropriate manner, such fifth Scheduled Trading Day (for each Affected Reference Asset) shall be deemed to be the Relevant irrespective

of whether Market Disruption exists, and the Issuer shall thereupon determine or replace the Relevant Value for the purposes of calculating the Interest Amount, Redemption Amount or another relevant value.

- (c) Where the Issuer believes that it is not possible or would not provide a fair result to determine or replace the value of the Affected Reference Asset at the time of such Market Disruption, the Issuer may perform an early calculation of the Redemption Amount and/or the yield or Interest Amount and determine the Redemption Amount and/or the yield or Interest Amount. Where the Issuer has determined the Redemption Amount and/or the yield or Interest Amount the Issuer shall notify the Holders of the amount of the Redemption Amount and the yield and the interest rate which will continue to accrue on the Notes. The Issuer shall pay market interest on the Principal Amount. The Redemption Amount (including accrued interest, if any) shall be paid on the Redemption Date.
- (d) The Issuer shall be entitled to make any addition, adjustment, or amendment to the Terms and Conditions and to the Final Terms as the Issuer deems necessary in connection with Market Disruption.

### 3. **Disruption Currency**

The following provisions will apply to any Notes which have an FX Rate or FX Rate (Interest) as a Reference Asset or in respect of which Condition 5(aaa) (*FX Component (Interest)*) or Condition 6(b) (*FX Components*) is applicable, unless "Disruption Currency" is specified as not applicable in the Final Terms:

- (a) "**Disruption**" with respect to an FX Rate or FX Rate (Interest) (including an FX Rate or FX Rate (Interest) which is a Reference Asset) exists where, in the Issuer's opinion, any of the following events occurs:
  - (i) spot or futures prices are not available for the FX Rate or FX Rate (Interest) or the underlying assets included in the FX Rate or FX Rate (Interest);
  - (ii) calculation or publication of any final price/exchange rate/currency price on a specified reference source for an FX Rate or FX Rate (Interest) or the underlying assets included in the FX Rate or FX Rate (Interest) does not exist, is unavailable or ceases to be published on the specified reference source;
  - (iii) a material price deviation occurs between the price of various currencies, exchange rates and/or currency prices;
  - (iv) a quotation of spot and/or futures prices cannot be obtained on a stated minimum amount in one or a reasonable number of currency transactions which together amount to a predetermined minimum sum; or
  - (v) the introduction of any currency exchange regulations or currency exchange restrictions which affect the ability to exchange a currency which constitutes an FX Rate or FX Rate (Interest) into another currency and/or to transfer the relevant currency from the relevant jurisdiction.
- (b) Where, in the opinion of the Issuer, Disruption has occurred on any Relevant Date, the Issuer shall determine the value of the Relevant Value based on all available information which the Issuer believes to be relevant in conjunction with calculation of the Redemption Amount, Interest Amount or any other calculation or valuation in accordance with the Conditions.
- (c) The Issuer shall be entitled to make any addition, adjustment, or amendment to the Conditions as the Issuer deems necessary in connection with Disruption.

4. **Calculation Adjustment**

The following provisions will apply to all Notes unless "Calculation Adjustment" is specified as not applicable in the Final Terms.

- (a) Where, in the opinion of the Issuer, the compilation, calculation or publication of any Reference Asset ceases in whole or in part, or the characteristics of the Reference Assets are changed significantly, the Issuer shall be entitled, upon calculation of the Redemption Amount, to replace such Affected Reference Asset with a comparable alternative. Where, in the Issuer's opinion, a comparable alternative to such Affected Reference Asset is not compiled, calculated and published or where, in the opinion of the Issuer, the method of calculating any Affected Reference Asset or the value thereof is changed significantly, the Issuer shall be entitled to make such adjustments in the calculation as the Issuer, based reasonable grounds deems necessary, in order for the calculation of the value of the Affected Reference Asset to reflect and be based on the manner in which such was previously compiled, calculated and published. The value thereby calculated shall replace the value of the Affected Reference Asset in calculations of the relevant Redemption Amount or Interest Amount.
- (b) Where the Issuer believes that it would not provide a fair result to replace the Affected Reference Asset or adjust the applicable calculation, the Issuer may perform an early calculation of the Redemption Amount and/or the yield or Interest Amount and determine the Redemption Amount and/or the yield or Interest Amount. Such calculation shall be based on the most recently published value of the Reference Asset. When the Issuer has determined the Redemption Amount and/or the yield, the Issuer shall notify the Holders of the amount of the Redemption Amount and/or the yield and the Interest Rate which will continue to accrue on the Notes. The Issuer shall pay market interest on the Principal Amount. The Redemption Amount (including accrued interest, if any) shall be paid on the Redemption Date.
- (c) The Issuer is entitled to make any addition, adjustment or amendment to the Conditions as the Issuer deems necessary in connection with Calculation Adjustment.

5. **Corrections**

The following provisions will apply to all Notes, other than those in respect of which the Reference Assets are solely interest rates, commodities or Reference Entities or any combination of the foregoing, unless "Corrections" is specified as not applicable in the Final Terms:

Where the official closing price for a Reference Asset is corrected within the number of days from the original publication as normally elapse between a trade and settlement day in conjunction with spot trading in the Reference Asset or in the underlying assets included in the Reference Asset, however not later than three Exchange Business Days after the Relevant Date, and such price is used to determine a Relevant Value, the Issuer shall be entitled to make a corresponding correction.

6. **Correction Commodity**

The following provisions will apply to all Notes in respect of which the Reference Assets consist of one or more commodities, or options or futures contracts related to commodities, or one or more commodity index, unless "Correction Commodity" is stated as not applicable in the Final Terms:

Where the official closing price for a Reference Asset is corrected within 30 days of the original publication and such a price is used to determine a Closing Price and/or other Relevant Value, the Issuer shall be entitled to make a corresponding correction to the Closing Price and/or other Relevant Value.

7. **Correction Currency**

The following provisions will apply to all Notes which have an FX Rate or FX Rate (Interest) as a Reference Asset unless "Correction Currency" is specified as not applicable in the Final Terms:

Where the official closing price for a Reference Asset is corrected and such price is used to determine a Relevant Value, the Issuer shall be entitled to make a corresponding correction not later than six Currency Business Days after the official closing price for the Reference Asset was published.

8. **Extraordinary Events**

The following provisions will apply to all Notes which have equities, or an equities Basket as Reference Asset(s), unless "Extraordinary Events" is specified as not applicable in the relevant Final Terms:

- (a) Where, in the Issuer' opinion, delisting, nationalisation, bankruptcy proceedings, liquidation, company reorganisation, compulsory redemption, merger, demerger, asset transfer, share swap, swap offer, public tender offer or other similar event occurs with respect to equities which constitute a Reference Asset or a company whose shares are included in an equities basket which constitutes a Reference Asset; or where, in the Issuer's opinion, a subdivision, new issue, bonus issue, issuance of warrants or convertible debentures, reverse split, or buy-back occurs with respect to such an equity or basket of equities as constitute a Reference Asset, or any other event occurs as specified in the Final Terms or which, in accordance with practice on the market for equity-related derivative products, may lead to an adjustment in the calculation during outstanding transactions (each an "**Extraordinary Event**"), the Issuer shall be entitled to make such adjustments in the calculation of any Relevant Value and/or compilation of Reference Assets, or to replace the Affected Reference Asset with a Replacement Reference Asset which the Issuer thereby deems necessary in order to achieve a calculation of the Redemption Amount which reflects, and is based on, the manner in which such was previously calculated.
- (b) Where the Issuer believes that it would not provide a fair result to replace the Affected Reference Asset or adjust the applicable calculation or the structure of the Reference Asset, the Issuer may perform an early calculation of the Redemption Amount and/or the yield or Interest Amount and determine the Redemption Amount and/or the yield or Interest Amount. Such early calculation shall be based on the most recently published value for the Reference Asset. When the Issuer has determined the Redemption Amount and/or the yield or Interest Amount, the Issuer shall notify the Holders of the amount of the Redemption Amount and the yield or Interest Amount and the rate at which interest will continue to accrue on the Notes. The Issuer shall pay market interest on the Principal Amount. The Redemption Amount (including accrued interest, if applicable) shall be paid on the Redemption Date.
- (c) The Issuer shall be entitled to make any addition, adjustment or amendment to the Conditions as the Issuer deems necessary in connection with Extraordinary Events.

9. **Interest Rate Fallbacks**

Where the Reference Asset is an interest rate, and unless "Rate Option Fallback" is specified not to apply in the applicable Final Terms, then if the relevant interest rate does not appear on the applicable price source specified in the Final Terms on any Relevant Date, and at the relevant time, required by the Conditions, the Issuer shall determine the interest rate for the applicable Relevant Date in accordance with the fallback provisions relating to the relevant Rate Option specified in the 2006 ISDA Definitions.



### PART 3: ADDITIONAL CONDITIONS FOR CREDIT-LINKED NOTES

The provisions below shall apply when specified in the Final Terms.

Credit Event: The occurrence of one or more of the following events (as specified in the Final Terms), as determined by the Issuer in its sole discretion:

- (a) in relation to a Reference Entity which is not a Sovereign: (i) Failure to Pay, (ii) Restructuring, (iii) Bankruptcy or (iv) Governmental Intervention;
- (b) in relation to a Reference Entity which is a Sovereign: (i) Failure to Pay, (ii) Repudiation/moratorium or (iii) Restructuring and, in relation to east European and central Asian Sovereigns, also (iv) Obligation Acceleration;

whereupon a Credit Event shall be deemed to exist notwithstanding that the event is directly or indirectly caused by, or an obligation is contested by reference to, any of the following: (i) lack of authority, lack of legal capacity, lack of capacity to enter into legal relations or similar in respect of a Reference Entity; (ii) actual or alleged invalidity, illegality or unenforceability of Debt Obligations; (iii) applicable law, regulations, public authority decisions, judgments, court decisions, decisions of arbitrators or similar procedures or the implementation of, or amendment to, or interpretation of applicable law or regulations on order of any court of arbitration or public authority; or (iv) the introduction of, or changes to, currency regulations, monetary restrictions or similar provisions by any monetary or other authority (including central banks).

Repudiation/Moratorium: Means the occurrence of both of the following events: (i) an authorised officer of the Reference Entity or a Governmental Authority (x) disaffirms, disclaims, repudiates or rejects, in whole or in part, or challenges the validity of, one or more Debt Obligations in an aggregate amount of not less than the Failure to Pay Amount or (y) declares or imposes a moratorium, standstill, roll-over or deferral, whether de facto or de jure, with respect to one or more Debt Obligations in an aggregate amount of not less than the Failure to Pay Amount and (ii) a Failure to Pay or a Restructuring, determined without regard to the Failure to Pay Amount, with respect to any such Debt Obligation occurs on or prior to the Repudiation/Moratorium Evaluation Date.

Governmental Authority: Means any *de facto* or *de jure* government (or any agency, instrumentality, ministry or other department therefor), any court, tribunal, administrative or other governmental, inter-governmental or supranational body; any authority or any other entity (private or public) either designated as a resolution authority or charged with the regulation or supervision of the financial markets (including a central bank) of the Reference Entity or of the jurisdiction of organisation of the Reference Entity or some or all of its obligations, or any other entity which is analogous to any of the foregoing.

Repudiation/Moratorium Evaluation Date: If a Potential Repudiation/Moratorium occurs on or prior to the scheduled Redemption Date (i) if the Debt Obligations to which such Potential Repudiation/Moratorium relates include Bonds, the date that is the later of (A) the date that is 60 days after the date of such Potential Repudiation/Moratorium and (B) the first payment date under any such Bond after the date of such Potential Repudiation/Moratorium (or, if later, the expiration date of any applicable Grace Period in respect of such payment date) and (ii) if the Obligations to which such Potential Repudiation/Moratorium relates do not include Bonds, the date that is 60 days after the date of such Potential Repudiation/ Moratorium; **provided that**, in either case, the Repudiation/ Moratorium Evaluation Date shall

occur no later than the scheduled Redemption Date.

Bond:	Any obligation comprising Borrowed Money which is in the form of, or represented by, a bond, note (other than notes delivered pursuant to Loans), certificated debt security or other debt security and shall not include any other type of Borrowed Money.
Borrowed Money:	Means any obligation (excluding an obligation under a revolving credit arrangement for which there are no outstanding, unpaid drawings in respect of principal) for the payment or repayment of borrowed money (which term shall include, without limitation, deposits and reimbursement obligations arising from drawings pursuant to letters of credit).
Loan:	Means any obligation comprising Borrowed Money that is documented by a term loan agreement, revolving loan agreement or other similar credit agreement and shall not include any other type of Borrowed Money.
Bond or Loan:	Means any obligation that is either a Bond or a Loan.
Grace Period:	Means (i) the applicable grace period with respect to payments under the and in accordance with the terms of the relevant Debt Obligation in effect as at the later of the relevant Issue Date for the Notes or the date on which such Debt Obligation is issued or incurred <b>provided that</b> (ii) if the terms of the Debt Obligation do not contain a grace period or if such grace period is less than 3 Grace Period Business Days the Grace Period shall be deemed to be 3 Grace Period Business Days but in no circumstances shall the Grace Period end later than the Redemption Date.
Grace Period Business Day:	Means a day on which commercial banks and foreign exchange markets are generally open to settle payments in the place or places and on the days specified for that purpose in the relevant Debt Obligation or, if a place or places are not so specified, (a) if the currency in which the relevant Debt Obligation is denominated (the " <b>Obligation Currency</b> ") is the euro, a TARGET Settlement Day, or (b) otherwise, a day on which commercial banks and foreign exchange markets are generally open to settle payments in the principal financial city in the jurisdiction of the Obligation Currency.
Publicly Available Information:	Means information confirming that a Credit Event has occurred and: <ul style="list-style-type: none"><li>(i) that have been published in at least one Public Source (regardless of whether the reader or user thereof pays a fee to obtain such information);</li><li>(ii) is information received from or published by (A) the Reference Entity (or, if the Reference Entity is a Sovereign, any agency, instrumentality, ministry, department or other authority thereof acting in a governmental capacity (including, without limiting the foregoing, the central bank) of such Sovereign), or (B) a trustee, fiscal agent, administrative agent, clearing agent, paying agent, facility agent or agent bank for the relevant Debt Obligation; or</li><li>(iii) is information contained in any order, decree, notice, petition or filing, however described, of or filed with a court, tribunal, exchange, regulatory authority or similar administrative, regulatory or judicial body,</li></ul>

provided that where any information of the type described in paragraphs (ii) or (iii) above is not publicly available, it can only constitute Publicly Available Information if it can be made public without violating any law, agreement, understanding or other restriction regarding the confidentiality of such information.

Potential Repudiation/  
Moratorium: Means the occurrence of an event described in clause (i) of the definition of Repudiation/Moratorium.

Replacement Reference  
Entity: Such Reference Entity as may be determined by the Issuer.

Bankruptcy: Means that a Reference Entity:

- (a) is dissolved (other than through a consolidation, amalgamation or merger);
- (b) becomes insolvent, is unable to pay its debts as they fall due, suspends payments or admits or declares in writing in judicial proceedings, administrative proceedings, regulatory proceedings or otherwise admits or declares a general inability to pay its debts as they fall due;
- (c) makes a general assignment, arrangement, scheme or composition with or for the benefit of its creditors generally, or such a general assignment, arrangement, scheme or composition becomes effective;
- (d) institutes or has instituted against it a proceeding seeking a judgment or decision regarding insolvency, inability to pay or bankruptcy, or any similar relief pursuant to bankruptcy-, insolvency- or similar statutes or regulations which affect creditors' rights, or a petition to dissolve or place the Reference Entity into liquidation has been filed and such proceedings or such a petition
  - (i) result in a judgment or a decision of insolvency, inability to make payment or bankruptcy, a judgment or a decision which generally affects creditors' rights, or a decision to place the Reference Entity into liquidation; or
  - (ii) is not withdrawn, dismissed, discharged, stayed or restrained or generally restricted within thirty days after the proceedings have been commenced or the petition filed;
- (e) has a resolution passed for its winding-up or liquidation (other than pursuant to consolidation, amalgamation or merger);
- (f) seeks or becomes subject to the appointment of a trustee (including every form of bankruptcy or insolvency administration), receiver, investigator, administrator or other similar office with respect to the Reference Entity and all or a significant part of the Reference Entity's assets;
- (g) has a secured party take possession of all or substantially all of the Reference Entity's assets, or the Reference Entity becomes the subject of execution, attachment or other similar measure or procedure with respect to all or a significant part of its assets, and such creditor retains possession or such procedure is not, dismissed, discharged or stayed within thirty days; or

- (h) causes or is subject to an event or circumstance which, according to law applicable to the Reference Entity, has an analogous effect to any of the events specified in clauses (a) – (g).

Public Source: A public source such as Bloomberg, Reuters, Dow Jones Newswires, The Wall Street Journal, The New York Times, NihonKezain Shimbun, Asahi Shimbun, Yomiuri Shimbun, Financial Times, La Tribune, Les Echos, The Australian Financial Review and Debtwire (and successor publications), the main source of business news in the relevant Reference Entity's jurisdiction and every other internationally recognised, published or electronically displayed public source.

Sovereign: Any state, political subdivision or government, or any agency, instrumentality, ministry, department or other authority acting in a governmental capacity (including, without limiting the foregoing, the central bank) thereof.

Restructuring: (a) Restructuring means, with respect to one or more Debt Obligations, and is an amount that equals or exceeds, in total, the amount specified in the Final Terms at the time the Credit Event occurs (the "**Restructuring Amount**") any one or more of the following events occurs in a form that binds all holders of such Debt Obligation, is agreed between the Reference Entity or a Governmental Authority and a sufficient number of holders of such Debt Obligation to bind all holders of the Debt Obligation or is announced (or otherwise decreed) by the Reference Entity or a Governmental Authority in a form that binds all holders of such Debt Obligation (including, in each case, in respect of Bonds only, by way of an exchange), and such event is not expressly provided for under the terms of such Obligation in effect as of the later of the Credit Event Backstop Date and the date as of which such Debt Obligation is issued or incurred:

- (i) a reduction in the rate or amount of interest payable or the amount of scheduled interest accruals (including by way of redenomination);
- (ii) a reduction in the amount of principal or premium payable at redemption (including by way of redenomination);
- (iii) a postponement or other deferral of a date or dates for either (A) the payment or accrual of interest, or (B) the payment of principal or premium;
- (iv) a change in the ranking in priority of payment of any Debt Obligation, causing the subordination of such Debt Obligation to any other Debt Obligation; or
- (v) any change in the currency of any payment of interest, principal or premium to any currency other than the lawful currency of Canada, Japan, Switzerland, the United Kingdom and the United States of America and the euro and any successor currency to any of the aforementioned currencies (which in the case of the euro, shall mean the currency which succeeds to and replaces the euro in whole).

(b) None of the following shall constitute a Restructuring:

- (i) the payment in euros of interest, principal or premium in relation to a Debt Obligation denominated in a currency of

a Member State of the European Union that adopts or has adopted the single currency in accordance with the Treaty establishing the European Community, as amended by the Treaty on European Union;

- (ii) the redenomination from euros into another currency, if (A) the redenomination occurs as a result of action taken by a Governmental Authority of a Member State of the European Union which is of general application in the jurisdiction of such Governmental Authority and (B) a freely available market rate of conversion between euros and such other currency existed at the time of such redenomination and there is no reduction in the rate or amount of interest, principal or premium payable, as determined by reference to such freely available market rate of conversion;
  - (iii) the occurrence of, agreement to or announcement of any of the events described in clauses (a)(i) to (v) above due to an administrative adjustment, accounting adjustment or tax adjustment or other technical adjustment occurring in the ordinary course of business; and
  - (iv) the occurrence of, agreement to or announcement of any of the events described in clauses (a)(i) to (v) above in circumstances where such event does not directly or indirectly result from a deterioration in the creditworthiness or financial condition of the Reference Entity, provided that in respect of clause (a)(v) only, no such deterioration in the creditworthiness or financial condition of the Reference Entity is required where the redenomination is from euros into another currency and occurs as a result of action taken by a Governmental Authority of a Member State of the European Union which is of general application in the jurisdiction of such Governmental Authority.
- (c) If an exchange has occurred, the determination as to whether one of the events described under clauses (a)(i) to (v) above has occurred will be based on a comparison of the terms of the Bond immediately prior to such exchange and the terms of the resulting obligations immediately following such exchange.
- (d) In paragraphs (a) and (b) above, "Debt Obligation" also includes the Reference Entity acting as provider of a guarantee undertaking or surety, whereupon "Reference Entity" in paragraph (a) shall mean the debtor under the obligation for which the guarantee or surety is issued and in paragraph (b) shall mean the Reference Entity.

Credit Event Backstop  
Date:

Means, for the purposes of any event that constitutes a Credit Event (or with respect to a Repudiation/Moratorium, if applicable, the event described in paragraph (ii) of the definition of Repudiation/Moratorium), the date that is determined by the Issuer in accordance with Market Convention.

Debt Obligation:

Means each Reference Entity's current, future, conditional or other payment obligations (whether or not Subordinated) under (a) agreements having the commercial effect of borrowings, e.g. loan agreements, notes or commercial paper (irrespective of term to maturity) or financing limits, payment obligations regarding deposits or letters of credit and (b) guarantees or other sureties or commitments which the Reference Entity has provided or provides with respect to the payment obligations of a third

party.

**Obligation Acceleration:** One or more Debt Obligations in an aggregate amount of at least the amount specified in the Final Terms (the "**Obligation Acceleration Amount**") have become due and payable before they would otherwise become due and payable (through acceleration or any other reason) as a result of, or on the basis of the occurrence of a default or other similar condition or event relating to the Reference Entity (and such breach of contract does not relate to Failure to Pay).

**Failure to Pay:** A Reference Company's or a Sovereign's failure to pay when due (after expiry of any applicable Grace Period), in accordance with the terms and conditions for one or more Debt Obligations, any amount due for payment provided the amount which is due and payable or the total of the amounts that are due and payable equals or exceeds the amount specified in the Final Terms (the "**Failure to Pay Amount**").

**Governmental Intervention:** means that, with respect to one or more Debt Obligations and in relation to an aggregate amount of not less than the Default Requirement, any one or more of the following events occurs as a result of action taken or an announcement made, by a Governmental Authority pursuant to, or by means of, a restructuring and resolution law or regulation (or any other applicable law), in each case, applicable to the Reference Entity in a form which is binding, irrespective of whether such event is expressly provided for under the terms of such Debt Obligation:

- (a) any event which would affect creditors' rights so as to cause:
  - (i) a reduction in the rate or amount of interest payable or the amount of scheduled interest accruals (including by way of redenomination);
  - (ii) a reduction in the amount of principal or premium payable at redemption (including by way of redenomination);
  - (iii) a postponement or other deferral of a date or dates for either (A) the payment or accrual of interest or (B) the payment of principal or premium;
  - (iv) a change in the ranking in priority of payment of any Debt Obligation, causing the Subordination of such Debt Obligation to any other Debt Obligation;
- (b) an expropriation, transfer or other event which mandatorily changes the beneficial holder of the Debt Obligation;
- (c) a mandatory cancellation, conversion or exchange; or
- (d) any event which has an analogous effect to any of the foregoing.

**Default Requirement:** the amount specified as such in the relevant Final Terms or its equivalent in the currency of the relevant Debt Obligation (or, if no such amount is specified, USD 10,000,000 or its equivalent in the currency of the relevant Debt Obligation) in either case, as of the occurrence of the relevant Credit Event.

Subordination: Means, with respect to an obligation (the "**Second Obligation**") and another obligation of the Reference Entity to which such obligation is being compared (the "**First Obligation**"), a contractual, trust or similar arrangement providing that (I) upon the liquidation, dissolution, reorganization or winding up of the Reference Entity, claims of the holders of the First Obligation are required to be satisfied prior to the claims of the holders of the Second Obligation or (II) the holders of the Second Obligation will not be entitled to receive or retain principal payments in respect of their claims against the Reference Entity at any time that the Reference Entity is in payment arrears or is otherwise in default under the First Obligation. "Subordinated" will be construed accordingly. For purposes of determining whether Subordination exists or whether an obligation is Subordinated with respect to another obligation to which it is being compared (x) the existence of preferred creditors arising by operation of law or of collateral, credit support or other credit enhancement or security arrangements shall not be taken into account, except that, notwithstanding the foregoing, priorities arising by operation of law shall be taken into account where the Reference Entity is a Sovereign and (y) in the case of the

Debt Obligation the ranking in priority of payment shall be determined as of the date as of which it was issued or incurred and shall not reflect any change to such ranking in priority of payment after such date.

Standard Specified Currencies: Any of the lawful currencies of Canada, Japan, Switzerland, France, Germany, the United Kingdom and the United States of America and the euro and any successor currency to any of the aforementioned currencies (which in the case of the euro, shall mean the currency which succeeds to and replaces the euro in whole).

Successor:

- (a) means, subject to paragraph (b) below, the entity or entities, if any, determined as follows:
  - (i) subject to paragraph (a)(vii) below, if one entity succeeds to seventy-five per cent or more of the Relevant Obligations of the Reference Entity, that entity will be the sole Successor;
  - (ii) if only one entity succeeds to more than twenty-five per cent (but less than seventy-five per cent) of the Relevant Obligations of the Reference Entity, and not more than twenty-five per cent of the Relevant Obligations of the Reference Entity remain with the Reference Entity, the entity that succeeds to more than twenty-five per cent of the Relevant Obligations will be the sole Successor;
  - (iii) if more than one entity each succeeds to more than twenty-five per cent of the Relevant Obligations of the Reference Entity, and not more than twenty-five per cent of the Relevant Obligations of the Reference Entity remain with the Reference Entity, the entities that succeed to more than twenty-five per cent of the Relevant Obligations will each be a Successor, determined in accordance with paragraph (f) below;

- (iv) if one or more entities each succeeds to more than twenty-five per cent of the Relevant Obligations of the Reference Entity, and more than twenty-five per cent of the Relevant Obligations of the Reference Entity remain with the Reference Entity, each such entity and the Reference Entity will each be a Successor, determined in accordance with paragraph (f) below;
  - (v) if one or more entities succeed, to a portion of the Relevant Obligations of the Reference Entity, but no entity succeeds to more than twenty-five per cent of the Relevant Obligations of the Reference Entity and the Reference Entity continues to exist, there will be no Successor and the Reference Entity and the Notes will not be changed in any way as a result of such succession;
  - (vi) if one or more entities succeed to a portion of the Relevant Obligations of the Reference Entity, but no entity succeeds to more than twenty-five per cent of the Relevant Obligations of the Reference Entity and the Reference Entity ceases to exist, the entity which succeeds to the greatest percentage of Relevant Obligations will be the Successor (provided that if two or more entities succeed to an equal percentage of Relevant Obligations, each such entity will be a Successor, determined in accordance with paragraph (f));
  - (vii) in respect of a Reference Entity which is not a Sovereign, if one entity assumes all of the obligations (including at least one Relevant Obligation) of the Reference Entity, and at the time of the determination either (A) the Reference Entity has ceased to exist, or (B) the Reference Entity is in the process of being dissolved (howsoever described) and the Reference Entity has not issued or incurred any Borrowed Money obligation at any time since the legally effective date of the assumption, such entity (the "**Universal Successor**") will be the sole Successor.
- (b) An entity may only be a Successor if:
- (i) either (A) the related Succession Date occurs on or after the Successor Backstop Date, or (B) such entity is a Universal Successor in respect of which the Succession Date occurred on or after January 1, 2014;
  - (ii) the Reference Entity had at least one Relevant Obligation outstanding immediately prior to the Succession Date and such entity succeeds to all or part of at least one Relevant Obligation of the Reference Entity; and
  - (iii) where the Reference Entity is a Sovereign, such entity succeeded to the Relevant Obligations by way of a Sovereign Succession Event.
- (c) "**succeed**" means, with respect to the Reference Entity and its Relevant Obligations, that an entity other than the Reference Entity (i) assumes or becomes liable for such Relevant Obligations whether by operation of law or pursuant to any agreement (including, with respect to a Reference Entity that is a Sovereign, any protocol, treaty, convention, accord, concord, entente, pact or other agreement), or (ii) issues Bonds or incurs Loans (the



"Exchange Bonds or Loans") that are exchanged for Relevant Obligations, and in either case the Reference Entity is not thereafter a direct obligor or a provider of a guarantee with respect to such Relevant Obligations or such Exchange Bonds or Loans, as applicable, and the terms "**succeeded**" and "**succession**" shall be construed accordingly.

- (d) In the case of an exchange offer, the determination required pursuant to paragraph (a) above shall be made on the basis of the outstanding principal balance of Relevant Obligations exchanged and not on the basis of the outstanding principal balance of the Exchange Bonds or Loans.
- (e) If two or more entities (each, a "**Joint Potential Successor**") jointly succeed to a Relevant Obligation (the "**Joint Relevant Obligation**"), then it shall be treated as having been succeeded to by the Joint Potential Successor (or Joint Potential Successors), in equal parts.
- (f) Where more than one Successor has been identified, the Issuer shall make such changes to the Conditions as it may, in its sole discretion, consider necessary in order to reflect the relative Basket Participations of the relevant Successor(s) and the other Reference Entities (if any), in relation to the Notes.

The Issuer shall determine whether or not there has been a Successor to any Reference Entity, and carry out those calculations and determinations which are required under the definition of "*Successor*", and shall notify the holders of the outcome thereof. The Issuer has the right, with binding effect on the Holders, to make such adjustments to the terms and conditions of the Notes which the Issuer determines necessary as a result of the determination of a Successor. The Issuer shall perform the appropriate adjustments of the Final Terms to reflect a Successor and the scope of the Relevant Obligations as well as any other amendments that the Issuer deems necessary. The Successor shall, from the day the Issuer so determines, replace the Reference Entity as a "Reference Entity" in respect of the relevant Notes.

- Steps Plan: A plan evidenced by Eligible Information contemplating that there will be a series of successions to some or all of the Relevant Obligations of the Reference Entity, by one or more entities. In calculating the percentages used to determine whether an entity qualifies as a Successor, if there is a Steps Plan, the Issuer shall consider all related successions in respect of such Steps Plan in aggregate as if forming part of a single succession.
- Eligible Information: Information which is publicly available or which can be made public without violating any law, agreement, understanding or other restriction regarding the confidentiality of such information.
- Succession Date: The legally effective date of an event in which one or more entities succeed to some or all of the Relevant Obligations of the Reference Entity; provided that if at such time, there is a Steps Plan, the Succession Date will be the legally effective date of the final succession in respect of such Steps Plan, or if earlier (i) the date on which a determination pursuant of a Successor would not be affected by any further related successions in respect of such Steps Plan, or (ii) the occurrence of a Credit Event in respect of the Reference Entity or any entity which would constitute a Successor.
- Successor Backstop Date: For purposes of any Successor determination the date that is determined by the Issuer in accordance with market convention. The Successor Backstop Date shall not be subject to adjustment in accordance with any Business Day Convention.

Relevant Obligations:	<p>Means the Debt Obligations of the Reference Entity which fall within the category of "Bond or Loan" (whether directly, or by way of guarantee, surety or other commitment) and which are outstanding immediately prior to the Succession Date (or, if there is a Steps Plan, immediately prior to the legally effective date of the first succession), <b>provided that</b>:</p> <ul style="list-style-type: none"> <li>(a) any Bonds or Loans outstanding between the Reference Entity and any of its Affiliates (as defined in the standard form 2002 ISDA Master Agreement), or held by the Reference Entity, shall be excluded;</li> <li>(b) if there is a Steps Plan, the Calculation Agent shall, for purposes of the determination required to be made under the definition of "Successor" make the appropriate adjustments required to take account of any Debt Obligations of the Reference Entity which fall within the category "Bond or Loan" that are issued, incurred, redeemed, repurchased or cancelled from and including the legally effective date of the first succession to and including the Succession Date;</li> </ul>
Sovereign Succession Event:	<p>With respect to a Reference Entity that is a Sovereign, an annexation, unification, secession, partition, dissolution, consolidation, reconstitution or other similar event.</p>
Payment Deferral:	<p>If it is not possible for the Issuer to determine either: (a) whether or not one or more Credit Events has occurred, or (b) the Recovery Value in respect of one or more Reference Entities, in either case before the Scheduled Redemption Date or Early Redemption Date because an auction settlement procedure has not yet been concluded, or for any other reason, or if the Issuer or applicable Hedging Party reasonably determines that it will not receive the full amount of any Redemption Proceeds on or before the Scheduled Redemption Date or the Early Redemption Date (as applicable) (each such event a "<b>Deferred Redemption</b>"), then the Issuer shall promptly notify the Holders of such event (a "<b>Deferred Redemption Notice</b>").</p> <p>Following a Deferred Redemption Notice the Issuer shall make a partial redemption of the Notes on (i) the Scheduled Redemption Date or the Early Redemption Date, as applicable, provided and to the extent that the Hedging Party has received (or is deemed to have received) any part of the Redemption Proceeds no later than on the tenth Business Day prior to such date, and thereafter (ii) within five Business Days after each date on which the Hedging Party receives (or is deemed to have received) all or part of the Redemption Proceeds (each such date, a "<b>Deferred Redemption Date</b>").</p> <p>The amount of each such partial redemption of the Notes shall be calculated in accordance with the formula for calculating the Redemption Amount set out above, and for such purpose the "<b>Redemption Proceeds</b>" shall be deemed to be the most recent partial amount of the Redemption Proceeds received (or deemed to have been received) by the Hedging Party prior to the relevant Deferred Redemption Date.</p> <p>The sum of all partial redemption payments shall never exceed the aggregate Redemption Proceeds which the Hedging Party has received (or is deemed to have received) on or prior to the Back Stop Date.</p>

If the Issuer has determined that a Deferred Redemption has occurred and is continuing and that it can be reasonably expected that any amount of the Redemption Proceeds will not be received by the Hedging Party on or prior to the Back Stop Date, then the Issuer (i) may extend the Back Stop Date in order for it to be in alignment with expected future receipts of Redemption Proceeds as determined by the Issuer, or (ii) by notice to the Holders and to the relevant Clearing System(s) cancel the Notes with immediate effect, whereupon the Issuer shall not be obliged to make, and no Holder shall be entitled to receive, any redemption payment or other amount in respect of the Notes.

Any Redemption Proceeds received by the Issuer or the Hedging Party after the Back Stop Date shall not be payable to Holders and the Holders shall have no claim to receive any such remaining part of the Redemption Amount after the Back Stop Date.

Other Terms:

In case of dispute regarding the interpretation of the conditions for Credit Linked Notes, guidance shall be sought in the definitions issued by ISDA in the "2014 ISDA Credit Derivatives Definitions" together with all from time to time published addendums, protocols, updates and similar (the "**ISDA Definitions**").

#### PART 4: ADDITIONAL CONDITIONS FOR FUND-LINKED NOTES

The following provisions will apply if stated in the Final Terms.

- "Fund"** As specified in the Final Terms;
- "Fund Manager"** Means in respect of a Fund, any person who is appointed to provide services, directly or indirectly, for that Fund, whether or not specified under law or the constitutive and governing documents, subscription agreements and other agreements, applicable to the Fund, including any fund adviser, fund administrator, operator, management company, depository, custodian, sub-custodian, prime broker, administrator, trustee, registrar and transfer agent, domiciliary agent and any other person specified as such in the Final Terms.
- "Fund Event"** The Issuer may, in its own discretion, determine that a Fund Event has occurred, if any of the following events should occur following the initial Observation Date, Observation Start Date, Risk Barrier Observation Date, or Initial Valuation Date:
1. the Net Asset Value ("**NAV**") in respect of the Fund is not calculated and not published on such a day or in such a way as stated in the provisions for the Fund and the terms of the Fund and Fund Manager's operations;
  2. the occurrence of any event or circumstance affecting the Fund or the fund units which has (or may potentially have) a negative effect on the value of the Fund or the fund units;
  3. the Fund or the Fund Manager refuses subscription or redemption (in whole or partially) of fund units of the Fund on such a day when subscription or redemption should be possible in accordance with the provisions of the Fund and in accordance with the terms of the Funds operation;
  4. the proceeds that the Fund pays out as a result of a redemption consists of assets other than cash;
  5. the Fund or the Fund Manager restricts the ability to subscribe for or redeem fund units, introduces or amends fees or any additional taxes or other charges arises in connection with subscription or redemption after the Initial Observation Date, Observation Start Date, initial Risk Barrier Observation Date, or Initial Valuation Date;
  6. a material change of the Reference Assets or the Fund occurs, which includes expropriation or similar event, such event resulting in the assets being transferred to or taken over by an authority or similar institution or organisation, or by other by instruction from an authority or similar institution or organisation, which has a negative effect on the value of the fund units;
  7. the Fund or the Fund Manager becomes insolvent, negotiations are initiated in regard to declaring either the Fund or the Fund Manager bankrupt, either the Fund or the Fund Manager seeks or becomes subject to winding up, seeks the appointment of an administrator, makes a composition or is subject to any similar event;
  8. the Fund or the Fund Manager merges with or into or becomes subject to sale (in whole or partially);

9. the Fund breaches any terms applicable to the Fund's operations, including its investment guidelines and its constitutive documents;
10. the Fund or the Fund Manager makes any changes in the terms applicable to the Fund's or the Fund Manager's operations such as changes in the risk profile of the Fund, changes in regard to the right to vote in respect of the fund units, change of the investment guidelines of the Fund, change of the denomination of the fund units or such other change that is adverse in the Issuer's opinion;
11. the Fund breaches any agreements to which it is party or any court order or governmental order;
12. any change in law, regulation or other set of rules (including tax legislation and accounting rules), or resolution is passed by governmental agency, court or other body which has a negative impact on the Fund or the Fund Manager or the Issuer's possibilities to subscribe for or redeem the Reference Asset;
13. the Fund, the Fund Manager, the administrator, the account operator or the board of directors becomes subject to investigation, lawsuit or similar action by an authority or other due to breach of relevant legislation or other rules applicable to the Fund, the Fund Manager, the administrator, the account operator or the board of directors or the relevant license for any of these is withdrawn;
14. the Fund Manager, the administrator, the account operator or the board of directors are replaced;
15. any conversion of the Reference Asset into other fund units;
16. any compulsory transfer or redemption of fund units occur;
17. the Fund experience difficulties, or is not able, to carry out investments;
18. any change of the derivative instruments of the Fund which has a negative effect on the value of the fund units or the possibility of the fund to admit redemption;
19. the Fund, the Fund Manager or the administrator fails to provide such information within such grace period as The Fund, the Fund Manager or the administrator has undertaken to provide information to any investor;
20. any other event or circumstance occurs which, as determined by the Issuer, has a negative effect on the application of the Conditions of the Notes.

If a Fund Event occurs with respect to one or more Funds which constitutes a Reference Asset, the Issuer shall be entitled to make such adjustments in the calculation of the Redemption Amount, Interest Amount and/or compilation of Reference Assets, or to replace the Affected Reference Asset with a Replacement Reference Asset which the Issuer thereby deems necessary in order to achieve a calculation of the Redemption Amount which reflects, and is based on, the manner in which such was previously calculated.

Where the Issuer believes that it would not provide a fair result to replace the Affected Reference Asset or adjust the applicable calculation or the structure of the Reference Asset, the Issuer may either elect to extend the Back Stop Date to such future date as may be determined by the Issuer, or

perform an early calculation of the Redemption Amount and/or the yield or Interest Amount and determine the Redemption Amount and/or the yield or Interest Amount. Such early calculation shall be based on the most recently published value for the Reference Asset. When the Issuer has determined the Redemption Amount and/or the yield or Interest Amount, the Issuer shall notify the Holders of the amount of the Redemption Amount and the yield or Interest Amount and the rate at which interest will continue to accrue on the Notes. The Issuer shall pay market interest on the Principal Amount. The Redemption Amount (including accrued interest, if applicable) shall be paid on the Redemption Date.

The Issuer shall be entitled to make any addition, adjustment or amendment to the Conditions as the Issuer deems necessary in connection with Fund Events.

## VILLKOR FÖR LÅN

*Detta avsnitt är en inofficiell översättning av villkoren för Lån och den legalt bindande texten är den engelska text som återfinns omedelbart före detta avsnitt. Den svenska översättningen är uteslutande för att underlätta för investerare att få en övergripande bild och en investerare i Lån måste ta till sig och förstå villkoren på engelska.*

*Följande Allmänna Villkor utgör, tillsammans med Slutliga Villkor för respektive emission, de fullständiga Villkoren för varje Serie av Lån.*

### DEL 1: – ALLMÄNNA VILLKOR

Utgivandet av Lån regleras i ett fiscal agency-avtal ("**Fiscal Agency-avtalet**") daterat 19 december 2014 mellan Nordea Bank AB (publ) ("**NBAB**"), Nordea Bank Finland Plc ("**NBF**"), Citibank, N.A., London Branch i egenskap av fiscal agent ("**Fiscal Agent**", vilket ska inkludera varje efterträdare till Citibank, N.A., London Branch som sådan agent), Citibank N.A. genom sitt New York-kontor som registreringsagent ("**Registreringsagent**", avseende varje Serie av Lån förutom Svenska Lån, vilket ska inkludera en efterträdare till Citibank N.A. som sådan agent), vissa finansiella institutioner angivna däri som betalningsagenter ("**Betalningsagenter**", vilket ska inkludera fiscal agent och eventuella efterträdare till denna samt eventuella ytterligare betalningsagenter utsedda i enlighet med Fiscal Agency-avtalet), Nordea Bank Danmark A/S som administrerande institut för VP-Lån (som definierat nedan) ("**VP-Administrerande Institut**"), Citibank N.A. Zurich i egenskap av schweizisk betalningsagent ("**Schweiziska Betalningsagenten**" vilket ska inkludera en eventuell efterträdare till Citibank N.A. Zurich som sådan agent), Nordea Bank Norge ASA i egenskap av norsk betalningsagent för VPS-Lån ("**VPS-Betalningsagent**"), Nordea Bank AB (publ) i egenskap av svenskt administrerande institut för Svenska Lån ("**Svenska Administrerande Institutet**") och Nordea Bank Finland Plc i egenskap av finskt administrerande institut för Finska Lån ("**Finska Administrerande Institutet**"). NBAB och NBF har undertecknat en så kallad deed of covenant ("**Deed of Covenant**") daterad 19 december 2014 (såsom ändrad, bekräftad eller ersatt från tid till annan) avseende Lånen. Kopior av Fiscal Agency-avtalet och Deed of Covenant finns tillgängliga på de kontor som är angivna för Betalningsagenterna respektive Registreringsagenten. Varje person som från tid till annan har de rättigheter som följer av ett innehav av Lån ska anses ha vetskap om och vara bunden av samtliga villkor i Fiscal Agency-avtalet och Deed of Covenant i den utsträckning dessa villkor är tillämpliga på det relevanta Lånet. En hänvisning till "**Emittenten**" i dessa Allmänna Villkor är en hänvisning till den av NBAB och NBF som anges som emittent i tillämpliga Slutliga Villkor.

Lånen emitteras i serier (en "**Serie**") Tranchad i en eller flera trancher (en "**Tranch**"). Till varje Tranch hör specifika slutliga villkor ("**Slutliga Villkor**"). I de fall ansökan har gjorts om att en Serie ska noteras på officiella listan vid Irish Stock Exchange, och sedan tas upp till handel på dess reglerade marknad, kommer en kopia av de Slutliga Villkoren att lämnas in till Irish Stock Exchange och finnas tillgänglig på det kontor som anges för Fiscal Agent, alternativt Registreringsagenten, senast på emissionsdagen för Lån i den specifika Serien.

Clearing av Lån kommer att ske genom SIX SIS AG, Olten, Schweiz för lån denominerade i schweiziska franc ("**Lån i Schweiziska Franc**" respektive "**SIS**"), eller avvecklas genom VP Securities A/S ("**VP-Lån**" respektive "**VP**"), genom central värdepappersförvarare i Norge som kommer att vara Verdipapirsentralen ASA ("**VPS-Lån**" respektive "**VPS**"), genom central värdepappersförvarare i Sverige som kommer att vara Euroclear Sweden AB, reg. nr. 556112-8074 ("**Svenska Lån**" och "**Euroclear Sverige**"), eller genom central värdepappersförvarare i Finland kommer som vara Euroclear Finland Ltd, med finskt registreringsnummer 1061446-0 ("**Finska Lån**" och "**Euroclear Finland**").

Lån i Schweiziska Franc kommer att ges ut som fysiska värdepapper och kommer att representeras av ett så kallat permanent globalt Lån, vilket kommer att förvaras av den Schweiziska Betalningsagenten hos SIS eller hos en annan förvarare godkänd av SIS. En hänvisning i dessa Villkor till "**Euroclear**" och/eller "**Clearstream, Luxembourg**" ska avseende Lån i Schweiziska Franc tolkas som att inkludera SIS (vilket också ska inkludera ett eventuell annat clearinginstitut som erkänns av SIX Swiss Exchange och hos vilken det permanenta globala Lånet från tid till annan kan komma att förvaras), vilket också ska anses vara ett alternativt clearingsystem inom ramen för dessa Villkor.

VP-Lånen kommer att registreras på ett värdepapperskonto i VP varför inga fysiska värdepapper kommer att utfärdas. VP-Lån registrerade i VP är överlåtbara värdepapper vilka inte är föremål för några överlåtelsebegränsningar under dansk rätt.

Eftersom inga fysiska VP-Lån kommer att utfärdas ska de Allmänna Villkoren för VP-Lånen anses införlivade genom hänvisning i, och vara en del av, den Deed of Covenant till vilken VP-lånen är hänförliga.

VPS-Lånen kommer att registreras på ett värdepapperskonto i VPS varför inga fysiska värdepapper kommer att utfärdas. VPS-Lån registrerade i VPS är överlåtbara värdepapper vilka inte är föremål för några överlåtelsebegränsningar under norsk rätt.

Eftersom inga fysiska VPS-Lån kommer att utfärdas ska de Allmänna Villkoren för VPS-Lånen anses införlivade genom hänvisning i, och vara en del av, den Deed of Covenant till vilken VPS-lånen är hänförliga.

Ett registreringsagentavtal daterat 16 April 2013 (såsom ändrat, bekräftat eller ersatt från tid till annan, "**VPS-Registreringsagentavtalet**") har ingåtts mellan Emittenten och VPS-Betalningsagenten avseende VPS-Lånen.

Central värdepappersförvarare för en Serie av Svenska Lån kommer att vara Euroclear Sverige ("**Svensk CSD**") i enlighet med vid var tid gällande lag (1998:1479) om kontoföring av finansiella instrument ("**Kontoföringslagen**").

Svenska Lån kommer att registreras på ett värdepapperskonto i Euroclear Sverige varför inga fysiska värdepapper kommer att utfärdas. Svenska Lån registrerade i Euroclear Sverige är överlåtbara värdepapper vilka inte är föremål för några överlåtelsebegränsningar under svensk rätt.

Eftersom inga fysiska Svenska Lån kommer att utfärdas ska de Allmänna Villkoren för Svenska Lån anses införlivade genom hänvisning i, och vara en del av, den Deed of Covenant till vilken de Svenska Lånen är hänförliga.

Finska Lån kommer att registreras på ett värdepapperskonto i Euroclear Finland varför inga fysiska värdepapper kommer att utfärdas. Finska Lån registrerade i Euroclear Finland är överlåtbara värdepapper vilka inte är föremål för några överlåtelsebegränsningar under finsk rätt.

Finska Lån kommer att registreras för Innehavares räkning på ett värdepapperskonto i enlighet med den finska lagen om "kontoförda värdepapperssystem och clearingverksamhet" (Fin. *Laki arvo-osuujärjestelmästä ja selvitystoiminnasta* (749/2012)), såsom ändrad från tid till annan, och den finska lagen om "kontoförda konton" (Fin. *Laki arvo-osuustileistä* (827/1991)), såsom ändrad från tid till annan, varför inga fysiska värdepapper kommer att utfärdas. Begäran om en registreringsåtgärd avseende Finska Lån ska adresseras till kontoförande institut ("**Kontoförande Institut**") i enlighet med den finska lagen om kontoförda värdepapperssystem och clearingverksamhet" (Fin. *Laki arvo-osuujärjestelmästä ja selvitystoiminnasta* (749/2012)), såsom ändrad från tid till annan, och Euroclear Finlands regelverk.

En hänvisning i dessa Allmänna Villkor ("**Villkoren**") till Lån är en hänvisning till Lån i den relevanta Serien. En hänvisning till Kupong eller Payment Receipts (båda såsom definierade nedan) är en hänvisning till Kupong och Payment Receipts hänförliga till Lån i den relevanta Serien.

## 1. **Definitioner**

I dessa Allmänna Villkor ska följande definitioner gälla.

<b>"2006 ISDA Definitions"</b>	means the 2006 ISDA Definitions, as published by the International Swaps and Derivatives Association, Inc. and as amended and updated as at the Issue Date of the first Tranche of the Notes of the relevant Series.
<b>"2006 ISDA-Definitioner"</b>	avser 2006 års "ISDA-Definitioner" publicerade av International Swaps and Derivatives Association, Inc. med tillägg och uppdateringar per Lånedatum för den



	första Tranchen i relevant Serie;
<b>"Additional Amount(s)"</b>	means the additional amount (or additional amounts) to be added to, or subtracted from, the Base Redemption Amount for the purposes of calculating the Redemption Amount in accordance with the relevant Conditions;
<b>"Tilläggsbelopp"</b>	avser det eller de ytterligare belopp som adderas till, eller subtraheras ifrån, Basåterbetalningsbeloppet för att beräkna Återbetalningsbeloppet i enlighet med tillämpliga Villkor;
<b>"Additional Financial Centre(s)"</b>	means the city or cities specified as such in the relevant Final Terms;
<b>"Ytterligare Finanscentrum"</b>	avser den stad eller de städer såsom angivna i relevanta Slutliga Villkor;
<b>"Adjusted Calculation Amount"</b>	means (in respect of Notes that bear credit-linked interest), the Calculation Amount as adjusted in accordance with the provisions of one of Conditions 5(h) to (k) inclusive or, in the case of all other Notes, the Original Calculation Amount.
<b>"Justerat Beräkningsbelopp"</b>	avser (beträffande Lån som uppbär kreditlänkad ränta) Beräkningsbeloppet såsom justerat i enlighet med bestämmelserna i Villkor 5(h) till och med (k) eller, beträffande alla andra Lån, det Ursprungliga Beräkningsbeloppet;
<b>"Affected Reference Asset"</b>	a Reference Asset (or part thereof) that is affected by one or more of Market Disruption, Disruption, Calculation Adjustment, Corrections, or Extraordinary Events, Change in Law or Increased Costs. If the Reference Asset is constituted by a basket of underlying assets, Market Disruption, Market Disruption Commodity, Disruption, Calculation Adjustment, Corrections, Extraordinary Events, Change in Law or Increased Costs shall be deemed to have occurred only for such underlying asset or assets which are affected;
<b>"Påverkad Referenstillgång"</b>	Referenstillgång som påverkas av Marknadsavbrott, Avbrott, Ändrad Beräkning, Korrigering eller Särskilda Händelser, Ändring i Lag eller Ökade Riskhanteringskostnader. För det fall Referenstillgång utgörs av en Korg av Referenstillgångar ska Marknadsavbrott, Marknadsavbrott Råvara, Avbrott, Ändrad Beräkning, Korrigering, Särskilda Händelser, Ändring i Lag eller Ökade Riskhanteringskostnader, anses ha inträffat endast för de respektive Referenstillgångar som är påverkade;
<b>"Autocall Condition"</b>	has the meaning given to it in Condition 5(u) ( <i>Autocallable Rate</i> );
<b>"Autocall-händelse"</b>	såsom anges i Villkor 5(u) ( <i>Autocallable-nivå</i> );
<b>"Averaging Dates"</b>	the dates specified in the Final Terms (as adjusted in accordance with the Scheduled Trading Day Convention);
<b>"Medelvärdesberäkningsdagar"</b>	de datum som anges i Slutliga Villor (justerade efter den

	Planerade Handelsdagen-konventionen);
" <b>Back Stop Date</b> "	as specified in the Final Terms;
" <b>Back Stop-Datum</b> "	såsom närmare anges i Slutliga Villkor;
" <b>Barrier Level</b> "	means each barrier level specified in the Final Terms;
" <b>Barriärnivå</b> "	avser varje barriärnivå såsom närmare anges i Slutliga Villkor;
" <b>Base CPI</b> "	the value of the relevant Inflation Rate as determined at the Valuation Time on the Initial Valuation Date(s);
" <b>Bas-KPI</b> "	avser den relevanta Inflationstakten bestämd vid Värderingstidpunkten på Startdagen;
" <b>Base Currency</b> "	the currency in which the Reference Asset is denominated;
" <b>Basvaluta</b> "	avser den valuta i vilken Referenstillgång anges;
" <b>Base Redemption Amount</b> "	as specified in the Final Terms;
" <b>Basåterbetalningsbelopp</b> "	såsom närmare anges i Slutliga Villkor;
" <b>Basket(s)</b> "	means the basket(s) of Reference Assets or Reference Entities specified in the applicable Final Terms;
" <b>Korg(ar)</b> "	avser den eller de korg(ar) av Referenstillgångar eller Referensbolag vilka närmare anges i tillämpliga Slutliga Villkor;
" <b>Basket Participation</b> "	means the proportionate share of the Basket represented by each Reference Asset, determined as follows:  If " <b>Fixed Basket Participation</b> " is specified as applicable in the Final Terms, the Basket Participation will be the fixed percentage specified in the Final Terms in relation to the relevant Reference Asset.
" <b>Korgandel</b> "	avser den andel av en Korg som representeras av en enskild Referenstillgång, bestämd enligt följande:  Om en " <b>Fast Korgandel</b> " anges i de Slutliga Villkoren ska Korgandelen vara den fasta procentsats som anges i de Slutliga Villkoren avseende den relevanta Referenstillgången.  If " <b>Rainbow Basket Participation</b> " is specified as applicable in the Final Terms, the Basket Participation will be determined by reference to the relative Reference Asset Return. Each Reference Asset will be assigned a ranking based on the Reference Asset Return as determined by the Issuer in accordance with the relevant performance structure specified in Condition 6(a) ( <i>Redemption at Maturity</i> ), and the Basket Participation of each Reference Asset will correspond to the Basket Participation shown against the relative ranking in the applicable Final Terms.  Om " <b>Rainbow Korgandel</b> " anges i de Slutliga Villkoren ska Korgandelen avgöras genom hänvisning till den

relativa Referenstillgångsvärdeutvecklingen. Varje Referenstillgång kommer att ges en ranking baserad på Referenstillgångsvärdeutvecklingen, vilken fastställs av Emittenten i enlighet med relevant index i Punkt 6(a) (*Återbetalning på Förfallodagen*) och varje Referenstillgångs Korgandel kommer att motsvara den Korgandel som anges för respektive ranking i Slutliga Villkoren.

If "**Replacement Cliquet Basket Participation**" is specified as applicable in the Final Terms, the Basket Participation will be determined by reference to the relative Replacement Cliquet Performance of the relevant Reference Asset. Each Reference Asset will be assigned a ranking based on the Replacement Cliquet Performance of the relevant Reference Asset as determined by the Issuer in accordance with Condition 6(a)(xxiii) ("*Rainbow Replacement Cliquet*" structure), and the Basket Participation of each Reference Asset will correspond to the Basket Participation shown against the relative ranking in the applicable Final Terms.

Om "**Korgandel Ersättande Periodsummering**" anges i de Slutliga Villkoren ska Korgandelen avgöras genom hänvisning till den relativa Ersättande Periodsummevärdeutvecklingen för den relevanta Referenstillgången. Varje Referenstillgång kommer att ges en ranking baserad på Ersättande Periodsummeavkastningen för respektive Referenstillgång, vilken fastställs av Emittenten i enlighet med Punkt 6(a)(xxiii) ("*Regnbåge Ersättande Periodsumme*"-struktur). Varje Referenstillgångs Korgandel kommer att motsvara den Korgandel som anges för respektive ranking i Slutliga Villkoren.

If "**Momentum Basket Participation**" is specified as applicable in the relevant Final Terms, the Basket Participation of each Reference Entity will initially be the value specified in the applicable Final Terms. Thereafter, the Basket Participation will be rebalanced on each applicable Rebalancing Date by reference to the relative Rebalancing Performance of each Reference Asset. Each Reference Asset will be assigned a ranking based on the Rebalancing Performance of the relevant Reference Asset during the period from (and including) the immediately preceding Rebalancing Date to (and including) the current Rebalancing Date, and the Basket Participation of each Reference Asset for the Rebalancing Period commencing on the current Rebalancing Date will correspond to the Basket Participation shown against the relevant ranking in the applicable Final Terms.

Om "**Korgandel Momentum**" anges i de Slutliga Villkoren ska Korgandelen för varje Referensbolag initialt vara den andel som anges i tillämpliga Slutliga Villkor. Därefter ska Korgandelen ombalanseras vid varje Ombalanseringsdag med hänvisning till den relativa Ombalanseringvärdeutvecklingen för den relevanta Referenstillgången. Varje Referenstillgång kommer att ges en ranking baserad på Ombalanseringsvärdeutvecklingen för respektive

Referenstillgång under perioden från och med den omedelbart föregående Ombalanseringsdagen till och med nuvarande Ombalanseringsdag och varje Referenstillgångs Korgandel under den Ombalanseringsperiod som påbörjas på nuvarande Ombalanseringsdag kommer att motsvara den Korgandel som anges för respektive ranking i Slutliga Villkoren.

If "**Accumulating Rainbow Basket Participation**" is specified as applicable in the Final Terms, the Basket Participation will be determined by reference to the relative Reference Asset Return. Each Reference Asset will be assigned a ranking on the Issue Date, as specified in the applicable Final Terms, and thereafter the Basket Participation will be recalculated on each Valuation Date based on the Reference Asset Return as determined by the Issuer in accordance with the relevant performance structure specified in Condition 6(a) (*Redemption at Maturity*), and the Basket Participation of each Reference Asset for the next following Valuation Period will be reset and correspond to the Basket Participation shown against the relative ranking in the applicable Final Terms.

Om "**Akkumulerande Rainbow Korgandel**" anges i de Slutliga Villkoren ska Korgandelen avgöras med hänvisning till den relativa Referenstillgångsvärdeutvecklingen. Varje Referenstillgång kommer att ges en ranking på Lånedatumet angiven i relevanta Slutliga Villkor. Därefter kommer Korgandelen att omräknas på varje Värderingsdag baserat på Referenstillgångsvärdeutvecklingen vilken fastställs av Emittenten i enlighet med relevant index i Punkt 6(a) (*Återbetalning på Förfallodagen*). Korgandelen för varje Referenstillgång för nästkommande Värderingsperiod kommer att återställas och motsvara den Korgandel som anges för respektive ranking i Slutliga Villkoren.

**"Basket Participation (Interest)"**

means the Basket Participation of each Reference Entity (Interest), determined as follows:

**"Korgandel (Ränta)"**

avser Korgandel för varje Referensbolag (Ränta), bestämd enligt följande:

If "**Fixed Basket Participation (Interest)**" is specified as applicable in the Final Terms, the Basket Participation (Interest) will be the fixed percentage specified in the Final Terms in relation to the relevant Reference Entity (Interest).

Om "**Fast Korgandel (Ränta)**" anges i de Slutliga Villkoren ska Korgandelen (Ränta) vara den fasta procentsats som anges i de Slutliga Villkoren avseende det relevanta Referensbolaget (Ränta).

If "**Rainbow Basket Participation (Interest)**" is specified as applicable in the Final Terms, the Basket Participation (Interest) will be determined by reference to the relative Reference Entity Return. Each Reference Entity (Interest) will be assigned a ranking based on the Reference Entity Return as determined by the Issuer in

accordance with the relevant performance structure specified in Condition 6(a) (*Redemption at Maturity*), and the Basket Participation (Interest) of each Reference Entity (Interest) will correspond to the Basket Participation (Interest) shown against the relative ranking in the applicable Final Terms.

Om "**Rainbow Korgandel (Ränta)**" anges i de Slutliga Villkoren ska Korgandelen (Ränta) avgöras genom hänvisning till den relativa Referensbolagsvärdeutvecklingen. Varje Referensbolag (Ränta) kommer att ges en ranking baserad på Referensbolagsvärdeutvecklingen, vilken fastställs av Emittenten i enlighet med relevant index i Punkt 6(a) (*Återbetalning på Förfallodagen*) och varje Referensbolags (Ränta) Korgandel (Ränta) kommer att motsvara den Korgandel (Ränta) som anges för respektive ranking i Slutliga Villkoren.

If "**Replacement Cliquet Basket Participation (Interest)**" is specified as applicable in the Final Terms, the Basket Participation (Interest) will be determined by reference to the relative Replacement Cliquet Performance of the relevant Reference Entity (Interest). Each Reference Entity (Interest) will be assigned a ranking based on the Replacement Cliquet Performance of the relevant Reference Entity (Interest) as determined by the Issuer in accordance with Condition 6(a)(xxiii) ("*Rainbow Replacement Cliquet*" structure), and the Basket Participation (Interest) of each Reference Entity (Interest) will correspond to the Basket Participation (Interest) shown against the relative ranking in the applicable Final Terms.

Om "**Korgandel Periodsumme (Ränta)**" anges i de Slutliga Villkoren ska Korgandelen (Ränta) bestämmas genom hänvisning till den relativa Ersättande Periodsummetvärdeutvecklingen för det relevanta Referensbolaget (Ränta). Varje Referensbolag (Ränta) kommer att ges en ranking baserad på Ersättande Periodsummetvärdeutvecklingen för respektive Referensbolag (Ränta), vilken fastställs av Emittenten i enlighet med Punkt 6(a)(xxiii) ("*Regnbåge Ersättande Periodsumme*"-struktur). Varje Referensbolags (Ränta) Korgandel (Ränta) kommer att motsvara den Korgandel (Ränta) som anges för respektive ranking i Slutliga Villkoren.

If "**Momentum Basket Participation (Interest)**" is specified as applicable in the relevant Final Terms, the Basket Participation (Interest) of each Reference Entity (Interest) will initially be the value specified in the applicable Final Terms. Thereafter, the Basket Participation (Interest) will be rebalanced on each applicable Rebalancing Date by reference to the relative Rebalancing Performance of each Reference Entity (Interest). Each Reference Entity (Interest) will be assigned a ranking based on the Rebalancing Performance of the relevant Reference Entity (Interest) during the period from (and including) the immediately preceding Rebalancing Date to (and including) the current

Rebalancing Date, and the Basket Participation (Interest) of each Reference Entity (Interest) for the Rebalancing Period commencing on the current Rebalancing Date will correspond to the Basket Participation (Interest) shown against the relevant ranking in the applicable Final Terms.

Om "**Korgandel Momentum (Ränta)**" anges i de Slutliga Villkoren ska Korgandelen (Ränta) för varje Referensbolag (Ränta) initialt vara den andel som anges i tillämpliga Slutliga Villkor. Därefter ska Korgandelen (Ränta) ombalanseras vid varje Ombalanseringsdag med hänvisning till den relativa Ombalanseringsvärdeutvecklingen för det relevanta Referensbolaget (Ränta). Varje Referensbolag (Ränta) kommer att ges en ranking baserad på Ombalanseringsvärdeutvecklingen för respektive Referensbolag (Ränta) under perioden från och med den omedelbart föregående Ombalanseringsdagen till och med nuvarande Ombalanseringsdag och varje Referensbolags (Ränta) Korgandel (Ränta) under den Ombalanseringsperiod som påbörjas på nuvarande Ombalanseringsdag kommer att motsvara den Korgandel (Ränta) som anges för respektive ranking i Slutliga Villkoren.

If "**Accumulating Rainbow Basket Participation (Interest)**" is specified as applicable in the Final Terms, the Basket Participation (Interest) will be determined by reference to the relative Reference Asset Return (Interest). Each Reference Asset (Interest) will be assigned a ranking on the Issue Date, as specified in the applicable Final Terms, and thereafter the Basket Participation (Interest) will be recalculated on each Interest Determination Date based on the Reference Asset Return (Interest) as determined by the Issuer in accordance with the relevant performance structure specified in Condition 6(a) (*Redemption at Maturity*), and the Basket (Interest) of each Reference Asset (interest) for the next following Interest Period will be reset and correspond to the Basket Participation (Interest) shown against the relative ranking in the applicable Final Terms.

Om "**Ackumulerande Rainbow Korgandel (Ränta)**" anges i de Slutliga Villkoren ska Korgandelen (Ränta) avgöras med hänvisning till den relativa Referenstillgångsvärdeutvecklingen (Ränta). Varje Referenstillgång (Ränta) kommer att ges en ranking på Lånedatumet angiven i relevanta Slutliga Villkor. Därefter kommer Korgandelen (Ränta) att omräknas på varje Räntebestämningssdag baserat på Referenstillgångsvärdeutvecklingen (Ränta) vilken fastställs av Emittenten i enlighet med relevant index i Punkt 6(a) (*Återbetalning på Förfallodagen*). Korgandelen (Ränta) för varje Referenstillgång (Ränta) för nästkommande Ränteperiod kommer att återställas och motsvara den Korgandel (Ränta) som anges för respektive ranking i Slutliga Villkoren.

**"Basket Strike Level"**

as specified in the Final Terms;

<b>"Korglösenrivå"</b>	såsom närmare anges i Slutliga Villkor;
<b>"Business Day"</b>	<p>(a) means in relation to any sum payable in euro, a TARGET Settlement Day and a day on which commercial banks and foreign exchange markets settle payments generally in each (if any) Additional Financial Centre; and</p> <p>(b) means in relation to any sum payable in a currency other than euro, a day on which commercial banks and foreign exchange markets settle payments generally in the Principal Financial Centre of the relevant currency and in each (if any) Additional Financial Centre.</p>
<b>"Bankdag"</b>	<p>(a) avser, när en betalning ska ske i euro, en TARGET Avvecklingsdag och varje dag då affärsbanker och valutamarknader generellt kan avveckla betalningar i varje Ytterligare Finanscentrum (om sådant finns); och</p> <p>(b) när en betalning ska ske i annan valuta än euro, dag då affärsbanker och valutamarknader generellt kan avveckla betalningar, i Huvudsakligt Finansiellt Centrum för den relevanta valutan och i varje Ytterligare Finanscentrum (om sådant finns);</p>
<b>"Business Day Convention"</b>	means the convention applicable for the purposes of adjusting a relevant day where the day would otherwise occur on a day which is not a Business Day. The adjustment may be made in accordance with any of the conventions listed below, and the applicable convention in respect of each Series of Notes will be specified in the relevant Final Terms;
<b>"Bankdagskonvention"</b>	avser den konvention som är tillämplig för att justera en relevant dag om dagen annars skulle infalla på en dag som inte är en Bankdag. Justeringen kan göras i enlighet med någon av nedan angivna konventioner, och den konvention som är tillämplig för en specifik Serie kommer att anges i relevanta Slutliga Villkor.
	<b>Following Business Day</b>
	where an Interest Payment Date or another relevant date occurs on a day which is not a Business Day, it shall be deferred to the immediately following Business Day;
	<b>Efterföljande Bankdag</b>
	Om en Ränteförfallodag eller annan relevant dag infaller på en dag som inte är en Bankdag ska den skjutas upp till påföljande Bankdag.
	<b>Modified Following Business Day</b>
	where an Interest Payment Date or another relevant date occurs on a day which is not a Business Day, it shall be deferred to the immediately following Business Day unless that day would fall in the next calendar month, in

which case the Interest Payment Date or another relevant date shall occur on the immediately preceding Business Day;

#### **Modifierad Efterföljande Bankdag**

Om en Ränteförfallodag eller annan relevant dag infaller på en dag som inte är en Bankdag ska den skjutas upp till påföljande Bankdag såvida inte den påföljande Bankdagen infaller under nästkommande kalendermånad. I sådant fall ska Ränteförfallodagen eller annan relevant dag infalla närmast föregående Bankdag.

#### **Preceding Business Day**

where an Interest Payment Date occurs on a day which is not a Business Day, it shall instead occur on the immediately preceding Business Day;

#### **Föregående Bankdag**

Om en Ränteförfallodag eller annan relevant dag infaller på en dag som inte är en Bankdag ska den istället infalla på närmast föregående Bankdag.

<b>"Calculation Adjustment"</b>	as specified in Part 2: <i>Additional Conditions for Certain Structured Notes</i> to these Conditions;
<b>"Justerad Beräkning"</b>	såsom närmare anges i Del 2: Särskilda villkor för vissa strukturerade Lån i dessa Villkor;
<b>"Calculation Agent"</b>	the agent for the Issuer specified in the relevant Final Terms;
<b>"Beräkningsagent"</b>	den agent för Emittenten som anges i Slutliga Villkor;
<b>"Calculation Amount"</b>	has the meaning given in the relevant Final Terms;
<b>"Beräkningsbelopp"</b>	såsom närmare anges i Slutliga Villkor;
<b>"Call Barrier Level"</b>	as specified in the Final Terms;
<b>"Inlösenbarriärnivå"</b>	såsom närmare anges i Slutliga Villkor;
<b>"Cap Strike"</b>	means the value specified in the Final Terms;
<b>"Lösenpristak"</b>	såsom närmare anges i Slutliga Villkor;
<b>"Cap Strike Lower"</b>	means the value specified in the Final Terms;
<b>"Lösenpristak Lägre"</b>	såsom närmare anges i Slutliga Villkor;
<b>"Cap Strike Upper"</b>	means the value specified in the Final Terms;
<b>"Lösenpristak Övre"</b>	såsom närmare anges i Slutliga Villkor;
<b>"Change in Law"</b>	as specified in Condition 9 ( <i>Change in Law</i> );
<b>"Ändring i Lag"</b>	såsom närmare anges i Punkt 9 ( <i>Ändring i Lag</i> );
<b>"CIBOR"</b>	the Interest Rate which, (1) at or about 11.00 am Central European Time on the relevant day is published on the



relevant Screen Page for the relevant period (or through such other system or on such other screen as replaces the aforementioned system or screen) or, in the absence of such quotation, the Interest Rate which (2) at the aforementioned time corresponds to (a) the arithmetic mean of the rates for deposits in DKK for the relevant period on the Copenhagen interbank market as quoted by the Reference Banks or, where only one or no such quotation is given – (b) the Issuer's determination of the Interest Rate offered by Danish commercial banks for loans in DKK for the relevant period on the Copenhagen interbank market;

<b>"CIBOR"</b>	Den räntesats som (1) kl. 11.00 CET aktuell dag publiceras på relevant Skärmsida (eller genom sådant annat system eller på sådan annan sida som ersätter nämnda system respektive sida) eller, om sådan notering inte finns, (2) vid nyss nämnda tidpunkt motsvarar (a) genomsnittet av Referensbankers erbjudna räntor till ledande affärsbanker i Danmark för depositioner i DKK för aktuell period på interbankmarknaden i Köpenhamn eller, om endast ett eller inget sådant erbjudande ges – (b) den ränta ledande affärsbanker i Köpenhamn erbjuder för utlåning i DKK för aktuell period på interbankmarknaden i Köpenhamn;
<b>"Clearing System"</b>	means one or more of Euroclear, Clearstream Luxembourg, Euroclear Finland, Euroclear Sweden, VP, VPS and SIS, as specified in the applicable Final Terms;
<b>"Clearinginstitut"</b>	avser någon eller några av Euroclear, Clearstream Luxembourg, Euroclear Finland, Euroclear Sverige, VP, VPS och SIS, såsom anges i Slutliga Villkor;
<b>"Closing Price"</b>	the value of the relevant Reference Asset at the Valuation Time on the applicable Rebalancing Date(s), Valuation Date(s), Observation Date(s), Risk Barrier Observation Date(s) or Initial Valuation Date(s), as determined by the Issuer by reference to the price source specified in the Final Terms;
<b>"Stängningskurs"</b>	avser värdet av relevant Referenstillgång vid Värderingstidpunkten på den eller de tillämpliga Ombalanseringsdagen/arna, Värderingsdagen/arna, Observationsdagen/arna, Riskbarriärobservationsdag/arna eller Startdagen/arna, såsom fastställs av Emittenten med hänvisning till priskällan som närmare anges i Slutliga Villkor;
<b>"Component Security"</b>	means, in relation to an Index, each component security of the Index;
<b>"Indexkomponent"</b>	avser, i förhållande till ett Index, varje finansiellt instrument inom Indexet;
<b>"Correction"</b>	as specified in Part 2: <i>Additional Conditions for Certain Structured Notes</i> to these Conditions;
<b>"Korrigerig"</b>	såsom närmare anges i Del 2: <i>Särskilda villkor för vissa strukturerade Lån</i> i dessa Villkor;

"Coupon"	the value specified in the relevant Final Terms;
"Kupong"	såsom närmare anges i Slutliga Villkor;
"Coupon 2"	the value specified in the relevant Final Terms;
"Kupong 2"	såsom närmare anges i Slutliga Villkor;
"Coupon Barrier Level"	each coupon barrier level specified in the relevant Final Terms;
"Kupongbarriärnivå"	såsom närmare anges i Slutliga Villkor;
"Coupon Rate"	each coupon rate as specified in the relevant Final Terms;
"Kupongnivå"	såsom närmare anges i Slutliga Villkor;
"Credit Event"	as specified in Part 3: <i>Additional Conditions for Credit-Linked Notes</i> to these Conditions;
"Kredithändelse"	såsom närmare anges i <i>Särskilda villkor för Kreditlänkade Lån</i> i dessa Villkor;
"Credit Event Ranked Weight"	means the weighting assigned to the relevant Credit Event, as specified in the Final Terms;
"Kredithändelserankad Vikt"	avser viktningen som tilldelats den relevanta Kredithändelsen såsom anges i Slutliga Villkor;
"Currency Business Day"	means any day in which commercial banks are open for general business (including dealings in foreign exchange and foreign currency deposits) in the principal financial centre for the relevant currency. In respect of any transaction where the Notes and/or Reference Asset(s) are denominated in Euro, each TARGET Settlement Day shall be a Currency Business Day;
"Handelsdag Valuta"	avser varje dag då kommersiella banker är öppna (inklusive för handel och insättningar i utländsk valuta) i det huvudsakliga finansiella centrumet för den relevanta valutan. För varje transaktion där Lånen och/eller Referenstillgång/ar är angivna i Euro, ska varje TARGET Avvecklingsdag vara en Handelsdag Valuta;
"Currency Business Day Convention"	means the convention applicable for the purposes of adjusting a relevant day where the day would otherwise fall on a day which is not a Currency Business Day. The adjustment may be made in accordance with any of the conventions listed under "Business Day Convention" as if references therein to a "Business Day" were references to a Currency Business Day. Unless otherwise specified in the applicable Final Terms, the Currency Business Day Convention will be the same as the Business Day Convention;
"Handelsdag Valutakonvention"	avser den konvention som är tillämplig för att justera en relevant dag om dagen annars skulle infalla på en dag som inte är en Handelsdag Valuta. Justeringen kan göras i enlighet med någon av de konventioner som anges under Bankdagskonvention som om hänvisningar däri till "Bankdag" var hänvisningar till Handelsdag Valuta. Om inte annat särskilt anges i tillämpliga Slutliga Villkor ska

Handelsdag Valutakonvention vara detsamma som Bankdagskonvention.

**"Day Count Fraction"**

means, in respect of the calculation of an amount for any period of time (the "**Calculation Period**"), such day count fraction as may be specified in these Conditions or the relevant Final Terms and:

**"Dagberäkningsmetod"**

avser, vid beräkningen av ett belopp med avseende på en tidsperiod ("Beräkningsperioden"), den beräkningsgrund som anges i dessa Villkor eller de relevanta Slutliga Villkoren och:

(i) if "**Actual/Actual (ICMA)**" is so specified, means:

(i) om "**Actual/Actual (ICMA)**" anges som tillämplig, avses:"

(a) where the Calculation Period is equal to or shorter than the Regular Period during which it falls, the actual number of days in the Calculation Period divided by the product of (1) the actual number of days in such Regular Period and (2) the number of Regular Periods in any year; and

(a) om Beräkningsperioden är lika med eller Shortare än den Ordinarie Perioden till vilken den är hänförlig, det faktiska antalet dagar i Beräkningsperioden dividerat med produkten av (1) det faktiska antalet dagar i sådan Ordinarie Period och (2) antalet Ordinarie Perioder under ett år; och

(b) where the Calculation Period is longer than one Regular Period, the sum of:

(b) om Beräkningsperioden är längre än en Ordinarie Period, summan av:

(A) the actual number of days in such Calculation Period falling in the Regular Period in which it begins divided by the product of (1) the actual number of days in such Regular Period and (2) the number of Regular Periods in any year; and

(A) antalet dagar i sådan Beräkningsperiod som infaller under den Ordinarie Period i vilken den inleds dividerat med produkten av (1) det faktiska antalet dagar i sådan

Ordinarie Period och (2) antalet Ordinarie Perioder under ett år; och

(B) the actual number of days in such Calculation Period falling in the next Regular Period divided by the product of (1) the actual number of days in such Regular Period and (2) the number of Regular Periods in any year;

(B) det faktiska antalet dagar i sådan Beräkningsperiod som infaller under nästa Ordinarie Period dividerat med produkten av (1) det faktiska antalet dagar i sådan Ordinarie Period och (2) antalet Ordinarie Perioder under ett år;

- (ii) if "**Actual/Actual (ISDA)**" is so specified, means the actual number of days in the Calculation Period divided by 365 (or, if any portion of the Calculation Period falls in a leap year, the sum of (A) the actual number of days in that portion of the Calculation Period falling in a leap year divided by 366 and (B) the actual number of days in that portion of the Calculation Period falling in a non-leap year divided by 365);
- (ii) Om "**Actual/Actual (ISDA)**" anges vara tillämplig, avses det faktiska antalet dagar i en Beräkningsperiod dividerat med 365 (eller, om någon del av Beräkningsperioden infaller under ett skottår, summan av (A) det faktiska antalet dagar i sådan del av Beräkningsperioden som infaller under ett skottår dividerat med 366 och (B) det faktiska antalet dagar i den del av Beräkningsperioden som löper under ett icke-skottår dividerat med 365);
- (iii) if "**Actual/365 (Fixed)**" is so specified, means the actual number of days in the Calculation Period divided by 365;
- (iii) om "**Actual/365 (Fixed)**" anges vara tillämplig, avses det faktiska antalet dagar i Beräkningsperioden dividerat med 365;
- (iv) if "**Actual/365 (Sterling)**" is so specified, means the actual number of days in the Calculation Period divided by 365 or, in the case of an Interest Payment Date falling in a leap years, 366;
- (iv) om "**Actual/365 (Sterling)**" anges vara tillämplig, avses det faktiska antalet dagar i Beräkningsperioden dividerat med 365 eller, vad

avser en Räntebetalningsdag som infaller under ett skottår, 366;

- (v) if "**Actual/360**" is so specified, means the actual number of days in the Calculation Period divided by 360;
- (v) om "**Actual/360**" anges vara tillämplig, avses det faktiska antalet dagar i Beräkningsperioden dividerat med 360;
- (vi) if "**30/360**", "**360/360**" or "**Bond Basis**" is so specified, the number of days in the Calculation Period divided by 360, calculated on a formula basis as follows:
- (vi) om "**30/360**", "**360/360**" eller "**Bond Basis**" anges vara tillämplig, avses antalet dagar i Beräkningsperioden dividerat med 360, beräknat enligt följande formel;

Day Count Fraction =  
Dagberäkningsmetod =

$$\frac{[360x(Y_2 - Y_1)] + [30x(M_2 - M_1)] + (D_2 - D_1)}{360}$$

where:  
vari:

"**Y<sub>1</sub>**" is the year, expressed as a number, in which the first day of the Calculation Period falls;

"**Y<sub>1</sub>**" är året, uttryckt som ett nummer, under vilket den första dagen i Beräkningsperioden infaller;

"**Y<sub>2</sub>**" is the year, expressed as a number, in which the day immediately following the last day included in the Calculation Period falls;

"**Y<sub>2</sub>**" är året, uttryckt som ett nummer, under vilket den dag som omedelbart efterföljer den sista dagen i Beräkningsperioden infaller;

"**M<sub>1</sub>**" is the calendar month, expressed as a number, in which the first day of the Calculation Period falls;

"**M<sub>1</sub>**" är kalendermånaden, uttryckt som ett nummer, under vilken den första dagen i Beräkningsperioden infaller;

"**M<sub>2</sub>**" is the calendar month, expressed as number, in which the day immediately following the last day included in the Calculation Period falls;

"**M<sub>2</sub>**" är kalendermånaden, uttryckt som ett nummer, under vilken den dag som omedelbart efterföljer den sista dagen i Beräkningsperioden

infaller;

"**D<sub>1</sub>**" is the first calendar day, expressed as a number, of the Calculation Period, unless such number would be 31, in which case D1 will be 30; and

"**D<sub>1</sub>**" är den första kalenderdagen, uttryckt som ett nummer, i Beräkningsperioden, om inte sådant nummer skulle vara 31, i vilket fall D1 ska vara 30; och

"**D<sub>2</sub>**" is the calendar day, expressed as a number, immediately following the last day included in the Calculation Period, unless such number would be 31 and D1 is greater than 29, in which case D2 will be 30";

"**D<sub>2</sub>**" är den kalenderdag, uttryckt som ett nummer, som infallet direkt efter den sista dagen i Beräkningsperioden, om inte sådant nummer skulle vara 31 och D1 är större än 29, i vilket fall D2 ska vara 30;

- (vii) if "**30E/360**" or "**Eurobond Basis**" is so specified, the number of days in the Calculation Period divided by 360, calculated on a formula basis as follows:

om "**30E/360**" eller "**Eurobond Basis**" anges vara tillämplig, avses antalet dagar i Beräkningsperioden dividerat med 360, beräknat enligt följande formel;

$$\frac{[360x(Y_2 - Y_1)] + [30x(M_2 - M_1)] + (D_2 - D_1)}{360}$$

Day Count Fraction =

Dagberäkningsmetod =

where:

vari:

"**Y<sub>1</sub>**" is the year, expressed as a number, in which the first day of the Calculation Period falls; "**Y<sub>1</sub>**" är året, uttryckt som ett nummer, under vilket den första dagen i Beräkningsperioden infaller;

"**Y<sub>2</sub>**" is the year, expressed as a number, in which the day immediately following the last day included in the Calculation Period falls;

"**Y<sub>2</sub>**" är året, uttryckt som ett nummer, under vilket den dag som omedelbart efterföljer den sista dagen i Beräkningsperioden infaller;

"**M<sub>1</sub>**" is the calendar month, expressed as a number, in which the first day of the Calculation

Period falls;

"**M<sub>1</sub>**" är kalendermånaden, uttryckt som ett nummer, under vilken den första dagen i Beräkningsperioden infaller;

"**M<sub>2</sub>**" is the calendar month, expressed as a number, in which the day immediately following the last day included in the Calculation Period falls;

"**M<sub>2</sub>**" är kalendermånaden, uttryckt som ett nummer, under vilken den dag som omedelbart efterföljer den sista dagen i Beräkningsperioden infaller;

"**D<sub>1</sub>**" is the first calendar day, expressed as a number, of the Calculation Period, unless such number would be 31, in which case D1 will be 30; and

"**D<sub>1</sub>**" är den första kalenderdagen, uttryckt som ett nummer, i Beräkningsperioden, om inte sådant nummer skulle vara 31, i vilket fall D1 ska vara 30; och

"**D<sub>2</sub>**" is the calendar day, expressed as a number, immediately following the last day included in the Calculation Period, unless such number would be 31, in which case D2 will be 30; and

"**D<sub>2</sub>**" är den kalenderdag, uttryckt som ett nummer, som infaller direkt efter den sista dagen i Beräkningsperioden, om inte sådant nummer skulle vara 31, i vilket fall D2 ska vara 30; och

(viii) if "**30E/360 (ISDA)**" is so specified, the number of days in the Calculation Period divided by 360, calculated on a formula basis as follows:

(viii) om "**30E/360 (ISDA)**" anges vara tillämplig, avses antalet dagar i Beräkningsperioden dividerat med 360, beräknat enligt följande formel;

Day Count Fraction =

Dagberäkningsmetod =

$$\frac{[360x(Y_2 - Y_1)] + [30x(M_2 - M_1)] + (D_2 - D_1)}{360}$$

where:

vari:

"**Y<sub>1</sub>**" is the year, expressed as a number, in which the first day of the Calculation Period falls;

"**Y<sub>1</sub>**" är året, uttryckt som ett nummer, under vilket den första dagen i Beräkningsperioden

infaller;

"**Y<sub>2</sub>**" is the year, expressed as a number, in which the day immediately following the last day included in the Calculation Period falls;

"**Y<sub>2</sub>**" är året, uttryckt som ett nummer, under vilket den dag som omedelbart efterföljer den sista dagen i Beräkningsperioden infaller;

"**M<sub>1</sub>**" is the calendar month, expressed as a number, in which the first day of the Calculation Period falls;

"**M<sub>1</sub>**" är kalendermånaden, uttryckt som ett nummer, under vilken den första dagen i Beräkningsperioden infaller;

"**M<sub>2</sub>**" is the calendar month, expressed as a number, in which the day immediately following the last day included in the Calculation Period falls;

"**M<sub>2</sub>**" är kalendermånaden, uttryckt som ett nummer, under vilken den dag som omedelbart efterföljer den sista dagen i Beräkningsperioden infaller;

"**D<sub>1</sub>**" is the first calendar day, expressed as a number, of the Calculation Period, unless (i) that day is the last day of February or (ii) such number would be 31, in which case D1 will be 30; and

"**D<sub>1</sub>**" är den första kalenderdagen, uttryckt som ett nummer, i Beräkningsperioden, om inte (i) sådan dag är sista dagen i februari eller (ii) sådant nummer skulle vara 31, i vilket fall D1 ska vara 30; och

"**D<sub>2</sub>**" is the calendar day, expressed as a number, immediately following the last day included in the Calculation Period, unless (i) that day is the last day of February but not the Redemption Date or (ii) such number would be 31, in which case D2 will be 30,

"**D<sub>2</sub>**" är den kalenderdag, uttryckt som ett nummer, som infaller direkt efter den sista dagen i Beräkningsperioden, om inte (i) sådan dag är sista dagen i februari men inte utgör Återbetalningsdagen eller (ii) sådant nummer skulle vara 31, i vilket fall D2 ska vara 30,

*provided, however, that* in each such case the number of days in the Calculation Period is calculated from and including the first day of the Calculation Period to but excluding the last day of the Calculation Period; dock med förbehåll för att i varje sådant fall beräknas antalet dagar i Beräkningsperioden från och med den första dagen i Beräkningsperioden till, men exklusive, den



sista dagen i Beräkningsperioden;

**"Regular Period"** means:

**"Ordinarie Period"** avser:

- (i) in the case of Notes where interest is scheduled to be paid only by means of regular payments, each period from but excluding the Interest Commencement Date to and including the first Interest Payment Date and each successive period from but excluding one Interest Payment Date to and including the next Interest Payment Date;
- (i) med avseende på Lån för vilka ränta avses att betalas endast på sedvanligt sätt, varje period från, men exklusive, Startdatum för Ränta som infaller under ett år till och med den första Räntebetalningsdagen och varje efterföljande period från, men exklusive, en Räntebetalningsdag till och med nästa Räntebetalningsdag;
- (ii) in the case of Notes where, apart from the first Interest Period, interest is scheduled to be paid only by means of regular payments, each period from but excluding a Regular Date falling in any year to and including the next Regular Date, where **"Regular Date"** means the day and month (but not the year) on which any Interest Payment Date falls; and
- (ii) med avseende på Lån för vilka, förutom avseende den första Ränfteperioden, ränta avses att erläggas endast genom regelbundna betalningar, varje period från men exklusive ett Ordinarie Datum som infaller under ett år till och med nästa Ordinarie Datum, där **"Ordinarie Datum"** avser den dag och månad (men inte år) på vilken en Räntebetalningsdag infaller; och
- (iii) in the case of Notes where, apart from one Interest Period other than the first Interest Period, interest is scheduled to be paid only by means of regular payments, each period from but excluding a Regular Date falling in any year to and excluding the next Regular Date, where **"Regular Date"** means the day and month (but not the year) on which any Interest Payment Date falls other than the Interest Payment Date falling at the end of the irregular Interest Period;
- (iii) med avseende på Lån för vilka, förutom avseende den första Ränfteperioden, ränta avses att erläggas endast genom regelbundna betalningar, varje period från men exklusive ett Ordinarie Datum som infaller under ett år till, men exklusive, nästa Ordinarie Datum, där **"Ordinarie Datum"** avser den dag och månad (men inte år) på vilken en Räntebetalningsdag

infaller förutom Räntribetalningsdagen som infaller i slutet av den oregelbundna Räntribeperioden;

<b>"Dealer"/"Dealers"</b>	NBAB, Nordea Bank Danmark A/S, NBF and Nordea Bank Norge ASA or any other dealer as appointed in respect of an issue of Notes under the Programme;
<b>"Emissionsinstitut"</b>	NBAB, Nordea Bank Danmark A/S, NBF and Nordea Bank Norge ASA eller sådant annat institut som utses för respektive emission av Lån under Programmet;
<b>"Denomination"</b>	the denomination of the Notes as specified in the Final Terms;
<b>"Valör"</b>	såsom närmare anges i Slutliga Villkor;
<b>"Designated Maturity"</b>	as specified in the Final Terms;
<b>"Avsedd Återbetalningsdag"</b>	såsom närmare anges i Slutliga Villkor;
<b>"Early Redemption Amount"</b>	as specified in the Final Terms;
<b>"Förtida Återbetalningsbelopp"</b>	såsom närmare anges i Slutliga Villkor;
<b>"Early Redemption Date"</b>	the Interest Payment Date(s) or other such date(s) as specified in the Final Terms on which the Notes may be redeemed prior to their Scheduled Redemption Date in accordance with the Conditions;
<b>"Förtida Återbetalningsdag"</b>	avser Räntribetalningsdag/ar eller sådana andra dagar som anges i Slutliga Villkor på vilka Lån kan inlösas före den Planerade Återbetalningsdagen enligt Villkoren;
<b>"EURIBOR"</b>	the Interest Rate which (1) at 11:00 am Central European Time on the relevant day is published on the relevant Screen Page for the relevant period (or through such other system or on such other screen as replaces the aforementioned system or screen) or, in the absence of such quotation the Interest Rate which (2) at the aforementioned time corresponds to (a) the arithmetic mean of the rates quoted by European Reference Banks to leading commercial banks in Europe for deposits in Euro for the relevant period or, where only one or no such quotation is given, (b) the Issuing Agent's (where applicable, Calculation Agent's) or Issuer's assessment of the Interest Rate offered by leading commercial banks in Europe for loans in Euro in respect of the relevant period on the European interbank market;
<b>"EURIBOR"</b>	den Räntribesats som (1) kl. 11.00 centraleuropeisk tid aktuell dag publiceras på relevant Skärmsida för aktuell period (eller genom annat system eller på annan sida som ersätter nämnda system respektive sida) eller – om sådan notering ej finns (2) vid nyssnämnda tidpunkt motsvarar (a) genomsnittet av Europeiska Referensbankers offererade räntor till ledande affärsbanker i Europa för insättningar i euro för aktuell period – eller – om endast en eller ingen sådan offert ges – (b) Administrerande Institutets (i förekommande fall Beräkningsagents) eller Emittentens bedömning av den ränta som ledande affärsbanker i Europa erbjuder för lån i euro för aktuell period på interbankmarknaden i Europa;

<b>"Euroclear Finland"</b>	Euroclear Finland Ltd.;
<b>"Euroclear Finland"</b>	Euroclear Finland Ltd.;
<b>"Euroclear Sweden"</b>	Euroclear Sweden AB;
<b>"Euroclear Sweden"</b>	Euroclear Sweden AB;
<b>"European Reference Banks"</b>	four major commercial banks which, at the time in question, quote EURIBOR and are appointed by an Issuing Agent (or, where applicable, the Calculation Agent) or the Issuer;
<b>"Europeiska Referens-banker"</b>	fyra större affärsbanker som vid aktuell tidpunkt kvoterar EURIBOR och som utses av Administrerande Institut (i förekommande fall av Beräkningsagenten) eller Emittenten;
<b>"Exchange Business Day"</b>	means any Scheduled Trading Day on which each Relevant Exchange and each Options or Futures Exchange is open for trading during its regular trading sessions;
<b>"Börsdag"</b>	avser en Planerad Handelsdag på vilken varje Relevant Börs och varje Options- eller Terminsbörs är öppna för vanlig handel och (i förhållande till Index) på vilken Indexsponsorn publicerar indexnivåer;
<b>"Extraordinary Events"</b>	as specified in Part 2: <i>Additional Conditions for Certain Structured Notes</i> to these Conditions;
<b>"Särskilda händelser"</b>	såsom anges i Del 2: <i>Särskilda Villkor för vissa Strukturerade Lån</i> till dessa Villkor;
<b>"Final CPI"</b>	the value of the relevant Inflation Rate as determined at the Valuation Time on the Valuation Date(s);
<b>"Slutligt KPI"</b>	värdet av den relevanta Inflationstakten så som det bestäms vid Värderingstidpunkten på Värderingsdagen;
<b>"Final Currency Value"</b>	as specified in the Final Terms;
<b>"Slutvärde Valuta"</b>	såsom närmare anges i Slutliga Villkor;
<b>"Final FX Rate"</b>	unless otherwise specified in these Conditions means the FX Rate, or the average value of the FX Rate at the FX Valuation Time, on the applicable FX Valuation Date(s) specified in the Final Terms;
<b>"Slutlig Valutakurs"</b>	avser, om inte annat anges i Slutliga Villkor, Valutakursen, eller det genomsnittliga värdet av Valutakursen vid Värderingstidpunkt Valuta, på den tillämpliga Värderingsdagen Valuta eller de tillämpliga Värderingsdagarna Valuta, såsom anges i Slutliga Villkor;
<b>"Final FX Rate (Interest)"</b>	unless otherwise specified in these Conditions the Final Terms means the FX Rate (Interest), or the average value of the FX Rate (Interest) at the FX Valuation Time (Interest), on the applicable FX Valuation Date(s) (Interest) specified in the Final Terms;
<b>"Slutlig Valutakurs (Ränta)"</b>	avser, om inte annat anges i Slutliga Villkor, Valutakursen (Ränta), eller det genomsnittliga värdet av Valutakursen (Ränta) på Värderingstidpunkt Valuta (Ränta), på den tillämpliga Värderingsdagen Valuta (Ränta) eller de tillämpliga Värderingsdagarna Valuta (Ränta)

	(Ränta), såsom anges i Slutliga Villkor;
<b>"Final Price"</b>	unless otherwise specified in the Final Terms, means the Closing Price (or, if Valuation Date Averaging is specified in the Final Terms, the average of the Closing Prices), for the relevant Reference Asset, on the Valuation Date(s) (or on the Averaging Dates applicable to the relevant Valuation Date(s)), Observation Date(s), Risk Barrier Observation Date(s) or Interest Determination Date(s), specified in the Final Terms;
<b>"Slutkurs"</b>	avser, om inte annat anges i Slutliga Villkor, Stängningskursen (eller, om Värderingsdag Medelvärdesberäkning är specificerat i Slutliga Villkor, genomsnittet av Stängningskurserna), för den relevanta Referenstillgången på Värderingsdagen(-arna) (eller på Medelvärdesberäkningsdagarna som är tillämpliga på relevant(a) Värderingsdag(ar), Observationsdagen(-arna), Riskbarriärobservationsdag(-arna) eller Räntebestämningsdagen(-arna), såsom anges i Slutliga Villkor;
<b>"Fixed Interest Amount"</b>	as specified in the Final Terms;
<b>"Bestämt Räntebelopp"</b>	såsom närmare anges i Slutliga Villkor;
<b>"Fixed Price"</b>	as specified in the Final Terms;
<b>"Fastställd Kurs"</b>	såsom närmare anges i Slutliga Villkor;
<b>"Fixed Rate Notes"</b>	has the meaning given to it in Condition 5(a) ( <i>Interest – Fixed Rate</i> );
<b>"Fasträntelån"</b>	såsom närmare anges i Punkt 5(a) ( <i>Ränta – Fast Räntesats</i> );
<b>"Fixed Recovery Value"</b>	as specified in the relevant Final Terms;
<b>"Fast Återbetalningsbelopp"</b>	såsom närmare anges i Slutliga Villkor;
<b>"Floating Rate Notes"</b>	has the meaning given to it in Condition 5(d) ( <i>Interest – FRNs (Floating Rate Notes)</i> );
<b>"FRN (Floating Rate Notes)"/ "Lån med Rörlig Ränta"</b>	såsom definierat i Punkt 5(d) ( <i>Ränta – FRNs (Floating Rate Notes)</i> );
<b>"Floor Strike"</b>	means the value specified in the applicable Final Terms;
<b>"Lösenprisgolv"</b>	avser det värde såsom närmare anges i Slutliga Villkor;
<b>"Floor Strike Lower"</b>	means the value specified in the applicable Final Terms;
<b>"Lösenprisgolv Lägre"</b>	avser det värde såsom närmare anges i Slutliga Villkor;
<b>"Floor Strike Upper"</b>	means the value specified in the applicable Final Terms;
<b>"Lösenprisgolv Högre"</b>	avser det värde såsom närmare anges i Slutliga Villkor;
<b>"FRN Participation Ratio"</b>	as specified in the Final Terms;
<b>"FRN Deltagandegrad"</b>	såsom närmare anges i Slutliga Villkor;
<b>"Fund"</b>	as specified in the Final Terms;

<b>"Fond"</b>	såsom närmare anges i Slutliga Villkor;
<b>"Fund Event"</b>	has the meaning specified in Part 4: <i>Additional Conditions for Fund-Linked Notes</i> to these Conditions;
<b>"Fondhändelse"</b>	såsom definierat i Del 4: <i>Särskilda villkor för Fondobligationer</i> till dessa Villkor;
<b>"Fund-Linked Notes"</b>	means Notes in respect of which the Reference Asset(s) consist(s) of units or shares in a fund (or funds), as further specified in the relevant Final Terms;
<b>"Fondobligationer"</b>	avser Lån med Referenstillgång(ar) bestående av fondandelar, såsom närmare anges i Slutliga Villkor;
<b>"FX Factor"</b>	means, if "FX Factor-Long" is specified in the applicable Final Terms, the value obtained by dividing the Final FX Rate by the Initial FX Rate or, if "FX Factor-Short" is specified in the Final Terms, the value obtained by dividing the Initial FX Rate by the Final FX Rate;
<b>"Valutafaktor"</b>	avser, om "Valutafaktor Long" är specificerat i tillämpliga Slutliga Villkor, värdet som erhålls genom att dividera Slutlig Valutakurs med Valutastartkurs eller, om "Valutafaktor Short" är specificerat i tillämpliga Slutliga Villkor, värdet som erhålls genom att dividera Valutastartkurs med Slutlig Valutakurs;
<b>"FX Factor (Interest)"</b>	means, if "FX Factor (Interest) Long" is specified in the applicable Final Terms, the value obtained by dividing the Final FX Rate (Interest) by the Initial FX Rate (Interest) or, if "FX Factor (Interest) Short" is specified in the Final Terms, the value obtained by dividing the Initial FX Rate (Interest) by the Final FX Rate (Interest);
<b>"Valutafaktor (Ränta)"</b>	avser, om "Valutafaktor (Ränta) Long" är specificerat i tillämpliga Slutliga Villkor, värdet som erhålls genom att dividera Slutlig Valutakurs (Ränta) med Valutastartkurs (Ränta) eller, om "Valutafaktor (Ränta) Short" är specificerat i tillämpliga Slutliga Villkor, värdet som erhålls genom att dividera Valutastartkurs (Ränta) med Slutlig Valutakurs (Ränta);
<b>"FX Rate"</b>	means the currency exchange rate (which may be calculated on the basis of a combination of rates) specified in the relevant Final Terms, as displayed on the price source(s) specified in such Final Terms;
<b>"Valutakurs"</b>	avser den valutaväxlingskurs (som kan vara baserad på en kombination av kurser) angivna i tillämpliga Slutliga Villkor, som visas på sådan(a) priskälla(or) som närmare anges i Slutliga Villkor;
<b>"FX Rate (Interest)"</b>	means the currency exchange rate (which may be calculated on the basis of a combination of rates) specified in the relevant Final Terms, as displayed on the price source(s) specified in such Final Terms;
<b>"Valutakurs (Ränta)"</b>	avser den valutaväxlingskurs (som kan vara baserad på en kombination av kurser) angivna i tillämpliga Slutliga Villkor, som visas på sådan(a) priskälla(or) som närmare anges i Slutliga Villkor;
<b>"FX Valuation Date(s)"</b>	the date(s) specified in the Final Terms, as adjusted in accordance with the Currency Business Day Convention;

<b>"Värderingsdag(ar) Valuta"</b>		det eller de datum som närmare anges i Slutliga Villkor, justerat i enlighet med Handelsdag Valutakonvention;
<b>"FX Valuation Date(s) (Interest)"</b>		the date(s) specified in the Final Terms, as adjusted in accordance with the Currency Business Day Convention;
<b>"Värderingsdag(ar) (Ränta)"</b>	<b>Valuta</b>	det eller de datum som närmare anges i Slutliga Villkor, justerat i enlighet med Handelsdag Valutakonvention;
<b>"FX Valuation Time"</b>		as specified in the applicable Final Terms;
<b>"Värderingstidpunkt Valuta"</b>		såsom närmare anges i Slutliga Villkor;
<b>"FX Valuation Time (Interest)"</b>		as specified in the applicable Final Terms;
<b>"Värderingstidpunkt (Ränta)"</b>	<b>Valuta</b>	såsom närmare anges i Slutliga Villkor;
<b>"Hedge Transaction"</b>		means any transaction or trading position entered into or held by the Issuer and/or any of its Affiliates to hedge, directly or indirectly, the Issuer's obligations or positions (whether in whole or in part) in respect of the Notes or any hypothetical transaction or trading position relating to the Issuer's obligations or positions (whether in whole or in part) in respect of the Notes, as determined by the Issuer in its sole discretion;
<b>"Riskhanteringstransaktion"</b>		avser en transaktion eller handelsposition ingången av Emittenten eller någon av dess närstående i syfte att direkt eller indirekt säkra Emittentens förpliktelser eller investeringar (helt eller delvis) i förhållande till Lånen eller någon hypotetisk transaktion eller investering avseende Emittentens förpliktelser eller investeringar (helt eller delvis) i förhållande till Lånen, som beslutas av Emittenten, enligt dennes självständiga bedömning;
<b>"Hedging Disruption"</b>		as specified in Condition 11 ( <i>Hedging Disruption</i> );
<b>"Avbrott i Riskhantering"</b>		såsom närmare anges i Villkor 11 ( <i>Avbrott i Riskhantering</i> );
<b>"Hedging Party"</b>		means any of the Issuer, any other entity within the Nordea Group (as selected by the Issuer from time to time in its sole discretion), or a hypothetical investor located in Denmark, Finland or Sweden, that will be deemed to hold the Reference Assets;
<b>"Riskhanterade Part"</b>		avser någon av Emittenterna, en annan entitet inom Nordea-koncernen som från tid till annan utsetts av Emittenten (enligt Emittentens självständiga bedömning), eller en hypotetisk investerare i Danmark, Finland eller Sverige, som ska anses hålla Referenstillgångarna;
<b>"Holder"</b>		a person or entity identified as the holder of one or more Notes in accordance with these Conditions;
<b>"Innehavare"</b>		en person som identifierats som innehavare av ett eller flera Lån i enlighet med dessa Villkor;
<b>"Increased Costs"</b>		has the meaning specified in Condition 10 ( <i>Increased Costs of Hedging</i> );
<b>"Ökade Kostnader"</b>		såsom definierat i Punkt 10 ( <i>Ökade Riskhanteringskostnader</i> );

<b>"Index Sponsor"</b>	means the corporation or other entity that (a) is responsible for setting and reviewing the rules and procedures and the methods of calculation and adjustments, if any, related to the relevant Index and (b) customarily announces (directly or through an agent) the level of the relevant Index on a regular basis during each Scheduled Trading Day;
<b>"Indexsponsor"</b>	avser det bolag eller den entitet som (a) ansvarar för att fastställa och att överse de regler och metoder som används för beräkna och justera (om tillämpligt) ett Index (b) direkt eller genom en agent regelbundet annonserar nivån på ett Index på varje Planerad Handelsdag;
<b>"Inflation-Linked Interest"</b>	the amount of interest determined in accordance with Condition 5(e) ( <i>Interest-Inflation-Linked</i> );
<b>"Inflationslänkad Ränta"</b>	Det räntebelopp som fastställs i enlighet med Punkt 5(e) ( <i>Inflationslänkad Ränta</i> );
<b>"Inflation-Linked Interest Notes"</b>	Notes that bear Inflation-Linked Interest;
<b>"Inflationslänkade Räntebärande Lån"</b>	Lån som uppbär Inflationslänkad Ränta;
<b>"Inflation Rate"</b>	the inflation rate specified as the Reference Asset (Interest) as specified in the Final Terms;
<b>"Inflationstakt"</b>	inflationstakten som är specificerad som Referenstillgång (Ränta) i Slutliga Villkor;
<b>"Initial Basket Level"</b>	as specified in the Final Terms;
<b>"Korgs Startvärde"</b>	såsom närmare anges i Slutliga Villkor;
<b>"Initial FX Rate"</b>	unless otherwise specified in the Final Terms means the FX Rate, or the average value of the FX Rate, at the FX Valuation Time, on the applicable Initial FX Valuation Date(s) as specified in the Final Terms;
<b>"Valutastartkurs"</b>	om inte annat anges i Slutliga Villkor, Valutakursen, eller genomsnittet av Valutakursen, vid Värderingstidpunkt Valuta, på tillämplig Startdag Valuta såsom närmare anges i Slutliga Villkor;
<b>"Initial FX Rate (Interest)"</b>	unless otherwise specified in the Final Terms means the FX Rate (Interest), or the average value of the FX Rate (Interest), at the FX Valuation Time (Interest), on the applicable Initial FX Valuation Date(s) (Interest), as specified in the Final Terms;
<b>"Valutastartkurs (Ränta)"</b>	avser, om inte annat anges i de Slutliga Villkoren, Valutakursen (Ränta), eller genomsnittet av Valutakursen (Ränta), på Värderingstidpunkt Valuta (Ränta), på tillämplig Startdag Valuta (Ränta) såsom närmare anges i Slutliga Villkor;
<b>"Initial FX Valuation Date(s)"</b>	the date(s) specified in the Final Terms, as adjusted in accordance with the Currency Business Day Convention;
<b>"Startdag(ar) Valuta"</b>	det eller de datum som närmare anges i Slutliga Villkor, justerat i enlighet med Handelsdag Valutakonvention;
<b>"Initial FX Valuation Date(s) (Interest)"</b>	the date(s) specified in the Final Terms, as adjusted in accordance with the Currency Business Day Convention;

<b>"Startdag(ar) Valuta (Ränta)"</b>	det eller de datum som närmare anges i Slutliga Villkor, justerat i enlighet med Handelsdag Valutakonvention;
<b>"Initial Price"</b>	unless otherwise specified in these Conditions, means the Closing Price (or, if Initial Valuation Date Averaging is specified in the Final Terms, the average of the Closing Prices), of the relevant Reference Asset on the Initial Valuation Date(s) (or on the Averaging Dates applicable to the relevant Initial Valuation Date(s)), as specified in the Final Terms;
<b>"Startkurs"</b>	om inte annat anges i Slutliga Villkor, Stängningskursen (eller, om Startdag Medelvärdesberäkning anges i Slutliga Villkor, genomsnittet av Stängningskurserna), för den relevanta Referenstillgången på Startdagen (eller på Medelvärdesberäkningsdagarna som tillämpas på den relevanta Startdagen) såsom närmare anges i Slutliga Villkor;
<b>"Initial Valuation Date"</b>	the date or date(s) specified in the Final Terms (as adjusted in accordance with the Scheduled Trading Day Convention) and, if Initial Valuation Date Averaging is specified as applicable in the relevant Final Terms, references in these Conditions to the Initial Valuation Date shall, where the context so admits, also include reference to any related Averaging Dates;
<b>"Startdag"</b>	det eller de datum som närmare anges i Slutliga Villkor (justerade i enlighet med Planerad Handelsdagskonvention) och, om Startdag Medelvärdesberäkning anges som tillämpligt i Slutliga Villkor, ska, när sammanhanget så tillåter, hänvisning i dessa Villkor till Startdag innefatta en hänvisning till tillhörande Medelvärdesberäkningsdagar;
<b>"Instalment Amount"</b>	means, in relation to an Instalment Note, the amount of each instalment as may be specified in, or determined in accordance with the provisions of, the Final Terms. To the extent that an Instalment Amount requires determination, such amount may be determined by the Calculation Agent;
<b>"Amorteringsbelopp"</b>	avser, för ett Amorteringslån, beloppet för respektive amortering såsom närmare anges i, eller bestäms i enlighet med, Slutliga Villkor. För det fall ett Amorteringsbelopp behöver fastställas äger Beräkningsagenten rätt att fastställa detta.
<b>"Instalment Date"</b>	as specified in the Final Terms;
<b>"Amorteringsdag"</b>	såsom närmare anges i Slutliga Villkor;
<b>"Interest Base Rate"</b>	EURIBOR, STIBOR, LIBOR, NIBOR, CIBOR or the Nordea Own Funds Rate, as may be specified in the Final Terms;
<b>"Basränta"</b>	EURIBOR, STIBOR, LIBOR, NIBOR, CIBOR eller Nordeas Upplåningsränta såsom närmare anges i Slutliga Villkor;
<b>"Interest Commencement Date"</b>	as specified in the Final Terms;
<b>"Startdatum för Ränta"</b>	såsom närmare anges i Slutliga Villkor;



<b>"Interest Determination Date"</b>	the day which occurs two Business Days prior to the first day in each Interest Period, or such other date(s) as may be specified in the Final Terms;
<b>"Räntebestämningsdag"</b>	den dag som infaller två Bankdagar före den första dagen i Ränteperioden, eller sådant annat datum såsom närmare anges i Slutliga Villkor;
<b>"Interest Margin"</b>	as specified in the Final Terms;
<b>"Räntemarginal"</b>	såsom närmare anges i Slutliga Villkor;
<b>"Interest Payment Date(s)"</b>	the date(s) specified in the Final Terms;
<b>"Räntebetalningsdag"</b>	det eller de datum som närmare anges i Slutliga Villkor;
<b>"Interest Period"</b>	(i) with respect to the first Interest Period, the period from (and including) the Interest Commencement Date to (but excluding) the first Interest Payment Date; and (ii) with respect to subsequent Interest Periods, the period commencing on (and including) an Interest Payment Date to (but excluding) the next Interest Payment Date <b>provided that</b> in the case of Swedish Notes, the period beginning on (but excluding) the Interest Commencement Date and ending on (and including) the first Interest Payment Date and each period on (but excluding) an Interest Payment Date and ending on (and including) the next Interest Payment Date shall be the relevant Interest Period;
<b>"Ränteperiod"</b>	(i) avseende den första Ränteperioden, perioden från (och med) Startdatum för Ränta till (men exklusive) den första Räntebetalningsdagen och (ii) avseende efterföljande Ränteperioder, perioden som inleds på (och inklusive) en Räntebetalningsdag till (men exklusive) nästa Räntebetalningsdag, under förutsättning, vad gäller de svenska Lånen, att perioden vilken börjar på (men exkluderar) Startdatum för Ränta och slutar på (och inkluderar) den inledande Räntebetalningsdagen och varje period vilken börjar på (men exkluderar) en Räntebetalningsdag och slutar på (men inkluderar) nästa Räntebetalningsdag ska vara den relevanta Ränteperioden.
<b>"Interest Rate"</b>	as specified in the Final Terms in respect of Fixed Rate Notes or as specified in Condition 5(d) ( <i>Interest – FRNs (Floating Rate Notes)</i> ) in the case of Floating Rate Notes;
<b>"Räntesats"</b>	såsom närmare anges i Slutliga Villkor avseende Fasträntelån eller som anges i Punkt 5(c) ( <i>Ränta – FRNs (Lån med Rörlig Ränta)</i> ) för Lån med Rörlig Ränta;
<b>"Issue Date"</b>	as specified in the Final Terms or if such day is not a Business Day, as determined in accordance with the applicable Business Day Convention;
<b>"Lånedatum"</b>	såsom närmare anges i Slutliga Villkor eller, om sådan dag inte är en Bankdag, såsom fastställs i enlighet med tillämplig Bankdagskonvention;
<b>"Issuing Agent"</b>	as specified in the Final Terms;
<b>"Administrerande Institut"</b>	såsom närmare anges i Slutliga Villkor;

<b>"LIBOR"</b>	the Interest Rate which, (1) at or about 11.00 am London Time on the relevant day is published on the relevant Screen Page for the relevant period (or through such other system or on such other screen as replaces the aforementioned system or screen) or, in the absence of such quotation, the Interest Rate which (2) at the aforementioned time corresponds to (a) the arithmetic mean of the rates for deposits in the Specified Currency for the relevant period on the London interbank market as quoted by the Reference Banks or, where only one or no such quotation is given – (b) the Issuer's determination of the Interest Rate offered by London commercial banks for loans in the Specified Currency for the relevant period on the London interbank market;
<b>"LIBOR"</b>	Räntesatsen som (1) klockan 11.00 eller omkring klockan 11.00 GMT på den relevanta dagen publiceras på relevant Skärmsida för den relevanta perioden (eller genom sådant annat system eller på sådan annan sida som ersätter det tidigare nämnda systemet) eller, i avsaknad av sådan notering, Räntesatsen som (2) vid den tidigare nämnda tidpunkten motsvarar (a) det genomsnittliga värdet av de räntesatser för insättningar i Angiven Valuta för den relevanta perioden på Londons interbankmarknad som erbjuds av Referensbankerna eller, där bara ett eller inga erbjudande ges (b) den Räntesats som enligt Emittentens uppfattning erbjuds av Londons affärsbanker för lån i Angiven Valuta för den relevanta perioden på Londons interbankmarknad;
<b>"Lock-in Level"</b>	as specified in the Final Terms;
<b>"Inlåsningsnivå"</b>	såsom närmare anges i Slutliga Villkor;
<b>"Lookback Factor"</b>	as specified in the Final Terms;
<b>"Lookback-Faktor"</b>	såsom närmare anges i Slutliga Villkor;
<b>"Lookback Return"</b>	means either the Basket Return or the Reference Asset Return, as specified in the relevant Final Terms. The Basket Return or Reference Asset Return will, in each case, be calculated in accordance with the relevant performance structure specified in the Final Terms.
<b>"Lookback-Avkastning"</b>	avser antingen Korgavkastningen eller Referenstillgångsavkastningen, såsom närmare anges i relevanta Slutliga Villkor. Korgavkastningen eller Referenstillgångsavkastningen kommer, i vart och ett av fallen, beräknas i enlighet med den relevanta värdeutvecklingsstruktur som närmare anges i Slutliga Villkor;
<b>"Market Disruption"</b>	as specified in Part 2: <i>Additional Conditions for Certain Structured Notes</i> to these Conditions;
<b>"Marknadsavbrott"</b>	såsom anges i Del 2: <i>Särskilda Villkor för vissa Strukturerade Lån</i> till dessa Villkor;
<b>"Market Recovery Value"</b>	means the final price for deliverable obligations of the relevant Reference Entity or Reference Entity (Interest), as applicable, as determined in accordance with any applicable auction process or other valuation methodology administered or endorsed by or on behalf of the International Swaps and Derivatives Association, Inc.,

	or any successor organisation, or in the absence of such a price, the value determined by the Issuer acting in good faith and in a commercially reasonable manner;
<b>"Marknadsåtervinningsvärde"</b>	avser det slutliga priset för leveransåtaganden av relevant Referensbolag eller Referensbolag (Ränta), i tillämpliga delar, som bestäms i enlighet med tillämplig auktionsprocess eller annan värderingsmetod administrerad eller förordad av International Swaps and Derivatives Association, Inc., eller efterträdande organisation, eller i frånvaro av ett sådant pris, värdet bestämt av Emittenten under förutsättning att denne handlar bona fide och på ett affärsmässigt rimligt sätt;
<b>"Maximum Basket Return"</b>	as specified in the Final Terms;
<b>"Maximal Korgavkastning"</b>	såsom närmare anges i Slutliga Villkor;
<b>"Maximum Interest Rate"</b>	as specified in the Final Terms;
<b>"Maximal Räntesats"</b>	såsom närmare anges i Slutliga Villkor;
<b>"Maximum Performance"</b>	in respect of each Reference Asset, the percentage specified in the Final Terms;
<b>"Maximal Värdeutveckling"</b>	avseende respektive Referenstillgång, procentsatsen såsom närmare anges i Slutliga Villkor;
<b>"Maximum Redemption Amount"</b>	as specified in the relevant Final Terms;
<b>"Högsta Återbetalningsbelopp"</b>	såsom närmare anges i Slutliga Villkor;
<b>"Minimum Basket Return"</b>	as specified in the Final Terms;
<b>"Lägsta Korgavkastning"</b>	såsom närmare anges i Slutliga Villkor;
<b>"Minimum Interest Rate"</b>	as specified in the Final Terms;
<b>"Lägsta Räntesats"</b>	såsom närmare anges i Slutliga Villkor;
<b>"Minimum Redemption Amount"</b>	as specified in the relevant Final Terms;
<b>"Lägsta Återbetalningsbelopp"</b>	såsom närmare anges i Slutliga Villkor;
<b>"Minimum Redemption Percentage"</b>	means the minimum redemption amount expressed as a percentage of the Principal Amount of the Notes;
<b>"Lägsta Återbetalningsprocentsats"</b>	avser det lägsta återbetalningsbeloppet uttryckt som en procentsats av Lånens Kapitalbelopp;
<b>"N"</b>	as specified in the Final Terms;
<b>"N"</b>	såsom närmare anges i Slutliga Villkor;
<b>"New York Banking Day"</b>	a day on which commercial banks and foreign exchange markets are generally open for business in New York City;
<b>"Bankdag New York"</b>	dag på vilken affärsbanker och valutamarknader normalt har öppet i New York;
<b>"NIBOR"</b>	the Interest Rate which, (1) at or about 12.00 pm Oslo Time on the relevant day is published on the relevant Screen Page for the relevant period (or through such other system or on such other screen as replaces the

aforementioned system or screen) or, in the absence of such quotation, the Interest Rate which (2) at the aforementioned time corresponds to (a) the arithmetic mean of the rates for deposits in NOK for the relevant period on the Oslo interbank market as quoted by the Reference Banks or, where only one or no such quotation is given (b) the Issuer's determination of the Interest Rate offered by Norwegian commercial banks for loans in NOK for the relevant period on the Oslo interbank market;

**"NIBOR"**

Räntesatsen som (1) klockan 12.00 eller omkring klockan 12.00 CET på den relevanta dagen publiceras på relevant Skärmsida för den relevanta perioden (eller genom sådant annat system eller på sådan annan sida som ersätter det tidigare nämnda systemet) eller, i avsaknad av sådan notering, Räntesatsen som (2) vid den tidigare nämnda tidpunkten motsvarar (a) det genomsnittliga värdet av de räntesatser för insättningar i NOK för den relevanta perioden på Oslos interbankmarknad som erbjuds av Referensbankerna eller, där bara ett eller inga erbjudande ges (b) den Räntesats som enligt Emittentens uppfattning erbjuds av Londons affärsbanker för lån i NOK för den relevanta perioden på Oslos interbankmarknad.

**"Nordea Group"**

NBAB and its subsidiaries, licensed to carry on financing business in their respective country of domicile;

**"Nordeakoncernen"**

NBAB och dess dotterbolag vilka har tillstånd att bedriva finansieringsverksamhet i det land i vilket respektive bolag har sin hemvist;

**"Nordea Own Funds Rate"**

means the cost to the Nordea Group of obtaining funding in the Specified Currency for a term equivalent to the relevant Interest Period, as determined by the relevant Issuer on each relevant Interest Determination Date;

**"Nordeas Upplåningsränta"**

avser kostnaden för Nordeakoncernen att låna upp medel i Angiven Valuta med en löptid motsvarande Rän-teperioden, vilken fastställs av Emittenten på respektive Rän-tebestämning-sdag;

**"Notes"**

debt instruments which form part of a Series issued by the Issuer under this Programme, with the terms and conditions specified in the relevant Final Terms and these Conditions;

**"Lån"**

skuldebrev vilka utgör en del av en Serie emitterad av Emittenten under detta Program, i enlighet med de villkor som framgår av Slutliga Villkor och dessa Allmänna Villkor;

**"NTOM Period"**

means the period from and including the Issue Date to (but excluding the initial TOM Calculation Start Date, and thereafter each period from (but excluding) a TOM Calculation End Date to (and including) the next following TOM Calculation Start Date;

**"NTOM-Period"**

avser perioden från och med Lånedatum till, men exklusive, första TOM Inledande Beräkningsdag, och därefter varje period från, men exklusive, en TOM Slutlig Beräkningsdag till och med nästkommande TOM Inledande Beräkningsdag;

<b>"Number of Business Days"</b>	means the Number of Business Days specified in the Final Terms;
<b>"Antal Bankdagar"</b>	avser det Antal Bankdagar som närmare anges i Slutliga Villkor;
<b>"Observation Date"</b>	the dates specified in the Final Terms (as adjusted in accordance with the Scheduled Trading Day Convention);
<b>"Observationsdag"</b>	de datum som närmare anges i Slutliga Villkor (justerat i enlighet med Planerad Handelsdagkonvention);
<b>"Observation End Date"</b>	the dates specified in the Final Terms (as adjusted in accordance with the Scheduled Trading Day Convention);
<b>"Slutlig Observationsdag"</b>	de datum som närmare anges i Slutliga Villkor (justerade med Planerad Handelsdagskonvention);
<b>"Observation Start Date"</b>	the dates specified in the Final Terms (as adjusted in accordance with the Scheduled Trading Day Convention);
<b>"Inledande Observationsdag"</b>	de datum som närmare anges i Slutliga Villkor (justerade i enlighet med Planerad Handelsdagskonvention);
<b>"Options or Futures Exchange"</b>	means each exchange or quotation system specified in the Final Terms or, if "All Exchanges" is specified in the Final Terms, each exchange or quotation system where trading has a material effect (as determined by the Issuer) on the overall market for futures or options contracts relating to the relevant Reference Asset(s);
<b>"Options- eller Terminsbörs"</b>	avser varje sådan börs eller sådant system för noteringar som närmare anges i Slutliga Villkor eller, om "Samtliga Börser" är angivet i Slutliga Villkor, varje sådan börs eller sådant system för notering där handeln har en väsentlig inverkan (enligt Emittentens uppfattning) på den sammanlagda marknaden för terminer och optioner avseende den relevanta Referenstillgången;
<b>"Original Calculation" Amount</b>	the Calculation Amount specified in the applicable Final Terms.
<b>"Ursprungligt Beräkningsbelopp"</b>	det Beräkningsbelopp som specificeras i tillämpliga Slutliga Villkor;
<b>"Participation Ratio"</b>	as specified in the Final Terms;
<b>"Deltagandegrad"</b>	såsom närmare anges i Slutliga Villkor;
<b>"Participation Ratio 2"</b>	as specified in the Final Terms;
<b>"Deltagandegrad 2"</b>	såsom närmare anges i Slutliga Villkor;
<b>"Participation Ratio 3"</b>	as specified in the Final Terms;
<b>"Deltagandegrad 3"</b>	såsom närmare anges i Slutliga Villkor;
<b>"Portfolio Exposure"</b>	as specified in the Final Terms;
<b>"Portföljexponering"</b>	såsom närmare anges i Slutliga Villkor;
<b>"Principal Amount"</b>	the nominal amount of the Notes;
<b>"Kapitalbelopp"</b>	det nominella beloppet för Lånen;
<b>"Principal Financial Centre"</b>	means, in relation to any currency, the principal financial centre for that currency <b>provided, however, that:</b>

<b>"Huvudsakligt Centrum"</b>	<b>Finansiellt</b>	<p>Avser, i förhållande till en valuta, det huvudsakliga finansiella centrumet för den valutan förutsatt dock att :</p> <p>(a) in relation to euro, it means the principal financial centre of such Member State of the European Communities as is selected (in the case of a payment) by the payee or (in the case of a calculation) by the Calculation Agent; and</p> <p>(a) i förhållande till euro, avser definitionen det finansiella centrumet i den medlemsstat av Europeiska Gemenskapen som anges (avseende betalningar) av betalningsmottagaren eller (avseende en beräkning) Beräkningsagenten; och</p> <p>(b) in relation to New Zealand dollars, it means either Wellington or Auckland as is selected (in the case of a payment) by the payee or (in the case of a calculation) by the Calculation Agent;</p> <p>(b) i förhållande till Nya Zeeländska dollar, avses definitionen antingen Wellington eller Auckland såsom angivet av (avseende betalningar) av betalningsmottagaren eller (avseende en beräkning) Beräkningsagenten;</p>
<b>"Programme Amount"</b>		€10,000,000,000 or the equivalent thereof in other currencies (unless otherwise amended by agreement between the Issuers and the Dealers);
<b>"Rambelopp"</b>		€10,000,000,000 eller motvärdet i annan valuta (i den mån inte tillägg gjorts efter överenskommelse mellan Emittenterna och Dealers).
<b>"Rate Adjustment Notes"</b>		has the meaning given to it in Condition 5(b) ( <i>Interest – Rate Adjustment</i> );
<b>"Kursjusterade Lån"</b>		har den innebörd som ges i Punkt 5(b) (Justering av Räntesats);
<b>"Rate Option"</b>		means the provisions for determining the relevant interest rate, as specified in Section 7.1 ( <i>Rate Options</i> ) of the 2006 ISDA Definitions.
<b>"Ränteoption"</b>		avser bestämmelserna för att fastställa relevant räntesats, såsom angivna i punkten 7.1 ( <i>Rate Options</i> ) i 2006 ISDA-Definitioner;
<b>"Rebalancing Date(s)"</b>		the date(s) specified in the Final Terms (subject to adjustment in accordance with the Scheduled Trading Day Convention);
<b>"Ombalanseringsdag"</b>		det eller de datum som närmare anges i Slutliga Villkor (förbehållet justering i enlighet med Planerad Handelsdagskonvention);
<b>"Rebalancing Performance"</b>		is calculated by dividing the Closing Price of the relevant Reference Asset or Reference Asset (Interest) on the relevant Rebalancing Date by the Closing Price of the relevant Reference Asset or Reference Asset (Interest) on the immediately preceding Rebalancing Date or (in the

	case of the initial Rebalancing Date), the Start Date.
<b>"Ombalanseringvärdeutvecklingen"</b>	beräknas som kvoten av, Stängningskursen för den relevanta Referenstillgången eller Referenstillgång (Ränta) på den relevanta Ombalanseringsdagen genom Stängningskursen för den relevanta Referenstillgången eller Referenstillgången (Ränta) på den närmast föregående Ombalanseringsdagen eller (om det avser den första Ombalanseringsdagen), Startdagen.
<b>"Record Date"</b>	the Business Day on which the entitlement of Holders to receive payment under these Conditions, is determined, as specified in Condition 8 ( <i>Payments</i> );
<b>"Bokföringsdag"</b>	den Bankdag på vilken rätten för Innehavare att erhålla betalning under dessa Villkor, avgörs, såsom närmare anges i Punkt 8 ( <i>Betalningar</i> );
<b>"Redemption Amount"</b>	the amount calculated in accordance with Condition 6 ( <i>Redemption and Purchase</i> );
<b>"Återbetalningsbelopp"</b>	det belopp som beräknats i enlighet med Punkt 6 ( <i>Återbetalning och Förvärv</i> );
<b>"Redemption Date"</b>	as specified in the Final Terms or, if such day is not a Business Day, as determined in accordance with the applicable Business Day Convention;
<b>"Återbetalningsdag"</b>	såsom närmare anges i Slutliga Villkor eller, om sådan dag inte är en Bankdag, såsom fastställs i enlighet med tillämplig Bankdagskonvention;
<b>"Redemption Proceeds"</b>	means the amount(s) received by the Issuer or other applicable Hedging Party as a result of unwinding any hedge position entered into by the Issuer or relevant Hedging Party in order to hedge any obligation of the Issuer to make payments in respect of the Notes.
<b>"Inlösenbelopp"</b>	avser det eller de belopp som Emittenten eller annan så kallad Hedging Party mottar i samband med att någon position som ingåtts av Emittenten eller relevant Hedging Party i syfte att säkra Emittentens åtagande att genomföra betalningar i enlighet med Lånen avvecklas;
<b>"Reference Asset(s)"</b>	as specified in the Final Terms – Reference Assets may include equities, shares (including private equity)/depository receipts, indices, interest rates, currencies, fund units, commodities, credit risks or baskets thereof, combinations or relationships between assets, the change in price or performance of which affects the size of the Redemption Amount and shall (unless the context otherwise requires) include Reference Entities and/or Reference Rates;
<b>"Referenstillgång(ar)"</b>	såsom närmare anges i Slutliga Villkor – Referenstillgångarna kan bestå av värdepapper, index, räntor, valutor, fondandelar, råvaror, kreditexponeringar eller korgar av kreditexponeringar, kombinationer eller förhållanden mellan tillgångar, vilkas förändring i pris och värdeutveckling påverkar storleken på Återbetalningsbeloppet och ska (om inte sammanhanget påbjuder annat) innefatta Referenstillgångar och/eller

	Referenskurser;
"Reference Banks"	four major commercial banks which, at the relevant time, quote the relevant Interest Base Rate and are appointed by the Issuing Agent (or, where applicable, the Calculation Agent) or Issuer;
"Referensbanker"	fyra stora affärsbanker som vid aktuell tidpunkt kvoterar relevant Basränta och som utses av Administrerande Institut (eller, i förekommande fall, Beräkningsagenten) eller Emittenten;
"Reference Entity"	as specified in the Final Terms (and including any Replacement Reference Entity, as determined in accordance with the Conditions);
"Referensbolag" "Referensenhet"	eller såsom närmare anges i Slutliga Villkor (inklusive eventuella Ersättande Referensbolag, bestämda i enlighet med Villkoren);
"Reference Entity (Interest)"	as specified in the Final Terms (and including any Replacement Reference Entity (Interest), as determined in accordance with the Conditions);
"Referensbolag (Ränta)" "Referensenhet (Ränta)"	eller såsom närmare anges i Slutliga Villkor (inklusive eventuella Ersättande Referensbolag (Ränta), bestämda i enlighet med Villkoren);
"Reference Rate"	as specified in the Final Terms;
"Referenskurs"	såsom närmare anges i Slutliga Villkor;
"Reference Yield"	the yield specified in the Final Terms for calculation of the Redemption Amount in relation to certain Zero Coupon Notes where the Issuer or, where applicable, a Holder, is entitled to require early redemption of the Notes pursuant to the Conditions;
"Referensavkastning"	den avkastning som anges i de Slutliga Villkoren för att beräkna Återbetalningsbeloppet för vissa Nollkupongslån där Emittenten eller, i förekommande fall, en Innehavare, har rätt att kräva förtida inlösen av Lånen i enlighet med Villkoren;
"Relevant Date"	means an Averaging Date, Early Redemption Date, Initial FX Valuation Date, FX Valuation Date, Initial FX Valuation Date (Interest), FX Valuation Date (Interest), Initial Observation Date, Observation Date, Observation Start Date Risk Barrier Observation Date, Rebalancing Date, Start Date, Initial Valuation Date, Valuation Date, TOM Valuation Date, Twin-Win Valuation Date, Interest Determination Date (as applicable), or such other relevant date as the Issuer may (in its sole discretion) determine for the purposes of any valuation, calculation, determination or observation pursuant to these Conditions;
"Relevant Datum"	avser en Medelvärdesberäkningsdag, Förtida Återbetalningsdag, Värderingsdag Valuta, Startdag Valuta, Startdag Valuta (Ränta), Värderingsdag Valuta (Ränta), Observationsdag, Inledande Observationsdag, Riskbarriärsobservationsdag, Ombalanseringsdag,



Startdatum, Startdag, TOM Värderingsdag, Twin-Win Värderingsdag, Räntebestämningsdag (som tillämpligt), eller sådan annan dag som Emittenten (enligt Emittentens självständiga bedömning) beslutar i syfte att värdera, beräkna, bestämma eller observera enligt dessa Villkor;

**"Relevant Exchange"**

the stock exchange(s) on which the underlying Reference Asset(s) is/are listed and/or quoted and/or traded, as specified in the Final Terms or, if none is specified, the principal exchange or quotation system for trading in the relevant Reference Asset (or, the case of a Reference Asset which is an index, each security which comprises such index), as determined by the Issuer, or any substitute exchange or quotation system to which trading in the relevant Reference Asset (or component of such Reference Asset) has temporarily located, provided that the Issuer has determined that there is comparable liquidity relative to such Reference Asset (or component of such Reference Asset) or such temporary substitute exchange or quotation system as on the original exchange;

**"Relevant Börs"**

den börs eller de börser där den underliggande Referenstillgången eller de underliggande Referenstillgångarna är noterade och/eller erbjudna och/eller handlas, såsom närmare anges i Slutliga Villkor eller, om ingen är angiven, huvudbörsen eller huvudnoteringssystemet för handel med Referenstillgången (eller, för det fall Referenstillgången är ett index, varje värdepapper som innehåller sådant index), enligt Emittentens uppfattning, eller en ersättningsbörs eller ersättningsnoteringssystem dit handel av Referenstillgången (eller beståndsdel av sådan Referenstillgång) flyttats tillfälligt, under förutsättning att Emittenten fastställt att Referenstillgångens (eller dess beståndsdel) likviditet på ersättningsbörsen eller ersättningsnoteringssystemet är likvärdig med dess likviditet på den ursprungliga börsen;

**"Replacement Factor"**

as specified in the Final Terms;

**"Ersättningsfaktor"**

såsom närmare anges i Slutliga Villkor;

**"Replacement Reference Asset"**

means an alternative Reference Asset, as selected by the Issuer in a commercially fair and reasonable manner;

**"Relevant Value"**

means an FX Rate, FX Rate (Interest), Initial FX Rate, Initial FX Rate (Interest), Reference Rate, Closing Price, Initial Price and/or Final Price (as applicable) or such other relevant value as the Issuer may (in its sole discretion) determine for the purposes of any valuation, calculation, determination or observation pursuant to these Conditions;

**"Relevant Belopp"**

avser en Valutakurs, Valutakurs (Ränta), Valutastartkurs, Valutastartkurs (Ränta), Referenskurs, Stängningskurs, Startkurs och/eller Slutkurs (som tillämpligt) eller sådan annan relevant kurs som Emittenten (enligt dennes självständiga bedömning) beslutar i syfte att värdera, uträkna, bestämma eller övervaka enligt dessa Villkor;

<b>"Ersättande Referenstillgång"</b>	avser en alternativ Referenstillgång som Emittenten bestämmer på ett affärsmässigt rättvist och rimligt sätt;
<b>"Risk Barrier Event"</b>	means (unless otherwise specified in these Conditions) that the Basket Return is below the applicable Barrier Level;
<b>"Riskbarriärhändelse"</b>	avser (om inte annat anges specifikt i dessa Villkor) att Korgavkastningen är lägre än tillämplig Barriärnivå;
<b>"Risk Barrier Observation Date(s)"</b>	the dates specified in the Final Terms (as adjusted in accordance with the Scheduled Trading Day Convention) and, if Risk Barrier Observation Date Averaging is specified as applicable in the relevant Final Terms, references in these Conditions to a Risk Barrier Observation Date shall, where the context so admits, include reference to any related Averaging Dates.
<b>"Riskbarriärobservationsdag(ar)"</b>	det eller de datum som närmare anges i Slutliga Villkor (justerade i enlighet med Planerad Handelsdagskonvention) och, om Riskbarriärobservationsdag Medelvärdesberäkning anges som tillämpligt i Slutliga Villkor, ska, när sammanhanget så tillåter, hänvisning i dessa Villkor till en Riskbarriärobservationsdag innefatta en hänvisning till tillhörande Medelvärdesberäkningsdagar;
<b>"Scheduled Closing Time"</b>	means, in respect of a Relevant Exchange or an Options or Futures Exchange and a Scheduled Trading Day, the scheduled weekday closing time of such Relevant Exchange or Options or Futures Exchange on such Scheduled Trading Day, without regard to after hours or any other trading outside of the regular trading session hours.
<b>"Planerad Stängningstid"</b>	avser, i förhållande till en Relevant Börs eller en Options- eller Terminsbörs och en Planerad Handelsdag, den planerade stängningstiden på en veckodag för sådan Relevant Börs eller Options- eller Terminsbörs på sådan Planerad Handelsdag, bortsett från extra öppettider eller handel som sker utanför sedvanliga öppettider för handel;
<b>"Scheduled Redemption Date"</b>	as specified in the Final Terms;
<b>"Planerad Återbetalningsdag"</b>	såsom närmare anges i Slutliga Villkor;
<b>"Scheduled Trading Day"</b>	unless otherwise specified in the Final Terms and irrespective of whether a Market Disruption, Disruption Currency, or Fund Event has occurred, (a) with respect to each Reference Asset which is an equity depository receipts, equities index or any other type of Reference Asset which is traded on a stock exchange or market place, a day on which (i) trading is intended to take place in a Reference Asset (or, in the case of an index, any security which comprises such index) on a Relevant Exchange and on an Options or Futures Exchange and/or (ii) the relevant Index Sponsor is scheduled to publish the level of the Index; (b) with respect to Reference Assets which comprise a currency or a currency index or any other type of Reference Asset for which the price is published, a day on which the price for such Reference

Asset or currency included in a Reference Asset is published or is intended to be published on the price source specified in the Final Terms; (c) with respect to a Reference Asset which is a fund or a fund index, a day on which it is intended that the value of the Reference Asset or units in the Reference Asset shall be published in accordance with the governing rules or methodology of such fund or fund index and (d) with respect to any other Reference Asset, such day as is specified in the Final Terms;

**"Planerad Handelsdag"**

avser, om inte annat anges i de Slutliga Villkoren och oavsett om Marknadsavbrott, Valutastörning eller Fondhändelse inträffat, (a) med beaktande av varje Referenstillgång som är en aktie/insättningsbevis, aktieindex eller någon annan typ av Referenstillgång som handlas på en börs eller marknadsplats, en dag då (i) handel ska ske i en Referenstillgång (eller, i förhållande till ett index, ett värdepapper som innehåller sådant index) på en Relevant Börs och på en Options- eller Terminsbörs och/eller (ii) den relevanta Indexsponsorn avser att publicera nivån på sådant Index; (b) med hänsyn till Referenstillgång som omfattar en valuta eller valutaindex eller annan typ av Referenstillgång för vilken pris är publicerat, en dag på vilken priset för en sådan Referenstillgång eller valuta inkluderad i en Referenstillgång är publicerad eller kommer att publiceras på priskällan som närmare anges i de Slutliga Villkoren; (c) med hänsyn till en Referenstillgång som är en fond eller ett fondindex, en dag på vilken det avses att värdet av Referenstillgången eller enheter av Referenstillgången ska publiceras i enlighet med tillämpliga regler eller praxis för sådan fond eller fondindex; och (d) med hänsyn till någon annan Referenstillgång en dag såsom den definieras i de Slutliga Villkoren.

**"Scheduled Trading Day Convention"**

means the applicable convention for the purposes of adjusting a relevant day where the day occurs on a day which is not a Scheduled Trading Day. Adjustment may take place in accordance with any of the following conventions:

**"Planerad Handelsdagskonvention"**

avser den konvention som är tillämplig för att justera en relevant dag om dagen skulle infalla på en dag som inte är en Planerad Handelsdag. Justeringen kan göras i enlighet med någon av nedan angivna konventioner:

**Following Scheduled Trading Day**

**Efterföljande Planerad Handelsdag**

where a relevant day occurs on a day which is not a Scheduled Trading Day, it shall be deferred until the Following Scheduled Trading Day;

Om en relevant dag infaller på en dag som inte är en Planerad Handelsdag skall den skjutas upp till påföljande Planerad Handelsdag.

**Modified Following Scheduled Trading Day**

### **Modifierad Efterföljande Planerad Handelsdag**

where a relevant day occurs on a day which is not a Scheduled Trading Day, it shall be deferred to the immediately following Scheduled Trading Day in the same calendar month unless that day would fall in the next calendar month, in which case the relevant day shall occur on the immediately preceding Scheduled Trading Day;

Om en relevant dag infaller på en dag som inte är en Planerad Handelsdag skall den skjutas upp till påföljande Planerad Handelsdag såvida inte den påföljande Planerade Handelsdagen infaller under nästkommande kalendermånad. I sådant fall ska den relevanta dagen infalla på närmast föregående Planerad Handelsdag.

### **Preceding Scheduled Trading Day**

#### **Föregående Planerad Handelsdag**

where a relevant day or another relevant day occurs on a day which is not a Scheduled Trading Day, it shall instead occur on the immediately preceding Scheduled Trading Day;

Om en relevant dag infaller på en dag som inte är en Planerad Handelsdag skall den istället infalla på närmast föregående Planerad Handelsdag.

<b>"Screen Page"</b>	as specified in the Final Terms;
<b>"Skärmsida"</b>	såsom närmare anges i Slutliga Villkor;
<b>"Specified Currency"</b>	SEK, EUR, DKK, NOK or such other currency as may be specified in the Final Terms;
<b>"Angiven Valuta"</b>	SEK, EUR, DKK, NOK eller sådan annan valuta såsom närmare anges i Slutliga Villkor;
<b>"Specified Denomination"</b>	as specified in the Final Terms;
<b>"Angiven Enhet"</b>	såsom närmare anges i Slutliga Villkor;
<b>"STIBOR"</b>	the Interest Rate which, (1) at or about 11.00 am Central European Time on the relevant day is published on the relevant Screen Page for the relevant period (or through such other system or on such other screen as replaces the aforementioned system or screen) or, in the absence of such quotation, the Interest Rate which (2) at the aforementioned time corresponds to (a) the arithmetic mean of the rates for deposits in SEK for the relevant period on the Stockholm interbank market as quoted by the Reference Banks or, where only one or no such quotation is given – (b) the Issuer's determination of the Interest Rate offered by Swedish commercial banks for loans in SEK for the relevant period on the Stockholm interbank market;
<b>"STIBOR"</b>	Räntesatsen som (1) klockan 11.00 eller omkring kl. 11.00 CET på den relevanta dagen publiceras på relevant Skärmsida för den relevanta perioden (eller genom sådant

annat system eller på sådan annan sida som ersätter det tidigare nämnda systemet) eller, i avsaknad av sådan notering, Räntesatsen som (2) vid den tidigare nämnda tidpunkten motsvarar (a) det genomsnittliga värdet av de räntesatser för insättningar i SEK för den relevanta perioden på Stockholms interbankmarknad som erbjuds av Referensbankerna eller, där bara ett eller inga erbjudande ges (b) den Räntesats som enligt Emittentens uppfattning erbjuds av Londons affärsbanker för lån i SEK för den relevanta perioden på Stockholms interbankmarknad.

<b>"Strike Level"</b>	as specified in the Final Terms;
<b>"Lösenprisnivå"</b>	såsom närmare anges i Slutliga Villkor;
<b>"Strike Lower"</b>	Means the value specified in the Final Terms;
<b>"Lösenpris Lägre"</b>	avser det värde som anges i Slutliga Villkor;
<b>"Strike Upper"</b>	Means the value specified in the Final Terms;
<b>"Lösenpris Högre"</b>	avser det värde som anges i Slutliga Villkor;
<b>"TARGET2"</b>	means the Trans-European Automated Real-Time Gross Settlement Express Transfer payment system which utilises a single shared platform and which was launched on 19 November 2007;
<b>"TARGET2"</b>	avser betalningssystemet Trans-European Automated Real-Time Gross Settlement Express Transfer som använder sig av en delad plattform och som lanserades den 19 november 2007;
<b>"TARGET Settlement Day"</b>	means any day on which TARGET2 is open for the settlement of payments in euro;
<b>"TARGET Avvecklingsdag"</b>	avser dag på vilken TARGET2 är öppet för avveckling av betalningar i EUR;
<b>"Target Redemption Amount"</b>	as specified in the Final Terms;
<b>"Eftersträvat Återbetalningsbelopp"</b>	såsom närmare anges i Slutliga Villkor;
<b>"TOM Calculation Start Date"</b>	the date specified in the Final Terms (as adjusted in accordance with the Scheduled Trading Day Convention) and, if TOM Calculation Start Date Averaging is specified as applicable in the relevant Final Terms, references in these Conditions to the TOM Calculation Start Date shall, where the context so admits, also include reference to any related Averaging Dates;
<b>"TOM Inledande Beräkningsdag"</b>	det datum som anges i Slutliga Villkor (justerat i enlighet med Planerad Handelsdagskonvention) och, om TOM Inledande Beräkningsdag anges i Slutliga Villkor, ska hänvisningar i Villkoren till TOM Inledande Beräkningsdag också innefatta eventuella relaterade Medelvärdesberäkningsdagar, där sammanhanget tillåter detta;

<b>"TOM Calculation End Date"</b>	the date specified in the Final Terms (as adjusted in accordance with the Scheduled Trading Day Convention) and, if TOM Calculation End Date Averaging is specified as applicable in the relevant Final Terms, references in these Conditions to the TOM End Start Date shall, where the context so admits, also include reference to any related Averaging Dates;
<b>"TOM Slutlig Beräkningsdag"</b>	det datum som anges i Slutliga Villkor (justerat i enlighet med Planerad Handelsdagskonvention) och, om TOM Slutlig Beräkningsdag anges i Slutliga Villkor, ska hänvisningar i Villkoren till TOM Slutlig Beräkningsdag också innefatta eventuella relaterade Medelvärdesberäkningsdagar, där sammanhanget tillåter detta;
<b>"TOM Commencement Date"</b>	the date specified in the Final Terms (as adjusted in accordance with the Scheduled Trading Day Convention);
<b>"Startdatum för TOM"</b>	det datum som anges i Slutliga Villkor (justerat i enlighet med Planerad Handelsdagskonvention);
<b>"TOM End Date"</b>	the date specified in the Final Terms (as adjusted in accordance with the Scheduled Trading Day Convention);
<b>"Slutdatum för TOM"</b>	det datum som anges i Slutliga Villkor (justerat i enlighet med Planerad Handelsdagskonvention);
<b>"TOM Participation Ratio"</b>	the value specified in the relevant Final Terms;
<b>"TOM Deltagandegrad"</b>	avser det värde som anges i Slutliga Villkor;
<b>"TOM Period"</b>	means, in respect of each calendar month in the period commencing on the TOM Commencement Date and ending on the TOM End Date, the period from (and including) the TOM Calculation Start Date to (and including) the TOM Calculation End Date, provided that if the first day of the TOM Period (as the result of any applicable business day convention or adjustment provision(s)) falls on such TOM Calculation End Date, the last day of the TOM Period shall instead be the Scheduled Trading Day immediately following such TOM Calculation Start Date;
<b>"TOM-Period"</b>	avser, beträffande varje kalendermånad under perioden som inleds på Startdatum för TOM och avslutas på Slutdatum för TOM, perioden från och med TOM Inledande Beräkningsdag till och med TOM Slutlig Beräkningsdag, dock att om den första dagen i TOM-Perioden (som en följd av tillämplig bankdagskonvention eller justeringsvillkor) infaller på sådan TOM Slutlig Beräkningsdag ska sista dagen för TOM-Perioden istället vara den Planerade Handelsdag som infaller omedelbart efter sådan TOM Inledande Beräkningsdag;
<b>"TOM Valuation Date"</b>	means each TOM Calculation Start Date and TOM Calculation End Date (as applicable);
<b>"TOM-Värderingsdag"</b>	avser varje TOM Inledande Beräkningsdag och TOM Slutlig Beräkningsdag (såsom tillämpligt);

<b>"Tranche Attachment Point"</b>	the percentage specified in the Final Terms;
<b>"Tranch Fästpunkt"</b>	den procentsats som närmare anges i Slutliga Villkor;
<b>"Tranche Attachment Range"</b>	means the result obtained by subtracting the Tranche Attachment Point from the Tranche Detachment Point;
<b>"Tranch Fästspänn"</b>	avser det resultat som fås fram genom att subtrahera Tranch Fästpunkt med Tranch Avskiljningspunkt;
<b>"Tranche Detachment Point"</b>	the percentage specified in the Final Terms;
<b>"Tranch Avskiljningspunkt"</b>	den procentsats som närmare anges i Slutliga Villkor;
<b>"Twin-Win Valuation Date(s)"</b>	the Valuation Date(s) specified in the applicable Final Terms;
<b>"Twin-Win Värderingsdag(ar)"</b>	den eller de Värderingsdagar som närmare anges i Slutliga Villkor;
<b>"Valuation Date(s)"</b>	the date or dates specified in the Final Terms (as adjusted in accordance with the Scheduled Trading Day Convention) and, if Valuation Date Averaging is specified as applicable in the relevant Final Terms, references in these Conditions to a Valuation Date shall, where the context so admits, include reference to any related Averaging Dates;
<b>"Värderingsdag"</b>	det eller de datum som närmare anges i Slutliga Villkor (justerade i enlighet med Planerad Handelsdagskonvention) och, om Värderingsdag Medelvärdesberäkning anges som tillämpligt i Slutliga Villkor, ska, när sammanhanget så tillåter, hänvisning i dessa Villkor till en Värderingsdag innefatta en hänvisning till tillhörande Medelvärdesberäkningsdagar;
<b>"Valuation Period"</b>	means the period from (but excluding) each Valuation Date (including the Initial Valuation Date), to and including the immediately following Valuation Date;
<b>"Värderingsperiod"</b>	avser perioden från (men exklusive) varje Värderingsdag (inklusive Startdagen, till och med den närmast efterföljande Värderingsdagen);
<b>"Valuation Time"</b>	unless otherwise specified in the Final Terms, with respect to each Reference Asset which is not an Index, the time at which its official closing price is determined or the value thereof is otherwise determined as specified in the Final Terms and in relation to a Reference Asset which is an Index: (i) for the purposes of determining whether a Market Disruption has occurred: (a) in respect of any Component Security, the Scheduled Closing Time on the Relevant Exchange in respect of such Component Security, and (b) in respect of any options contracts or future contracts on the Index, the close of trading on the relevant Options or Futures Exchange; and (ii) in all other circumstances, the time at which the official closing level of the Index is calculated and published by the Index Sponsor;
<b>"Värderingstidpunkt"</b>	avser, om inte annat anges i Slutliga Villkor, för varje Referenstillgång som inte är ett Index, den tidpunkt då

dess officiella stängningskurs fastställs eller värdet av densamma bestäms på annat sätt som närmare anges i Slutliga Villkor och i förhållande till en Referenstillgång som är ett Index: (i) i syfte att avgöra huruvida ett Marknadsavbrott inträffat: (a) i relation till en Indexkomponent, den Planerade Stängningstiden för den Relevanta Börsen för sådan Indexkomponent, och (b) i förhållande till något options- eller terminsavtal på Indexet, den tid som handel upphör för relevant Options- eller Terminsbörs; och (ii) i alla andra fall, den tid Indexsponsorn räknar ut och publicerar den officiella stängningsnivån på ett Index;

" <b>Weighted Asset Return</b> "	means, unless otherwise specified in these Conditions, the product of the Reference Asset Return and the Basket Participation in respect of each relevant Reference Asset; and
" <b>Viktad Tillgångsavkastning</b> "	avser, om inte annat anges i Slutliga Villkor, produkten av Referenstillgångsavkastning och Korgandelen avseende varje relevant Referenstillgång; och
" <b>Zero Coupon Notes</b> "	has the meaning given to it in Condition 5(f) ( <i>Zero Coupon Notes</i> ).
" <b>Nollkupongslån</b> "	har den innebörd som givits det i Punkt 5(f) ( <i>Nollkupongslån</i> );

## 2. **Form och Valör**

### (a) **Form**

Lån (förutom VP-Lån, VPS-Lån, Svenska Lån och Finska Lån) ges ut antingen som fysiska värdepapper eller registreras på värdepapperskonto, vilket närmare specificeras i relevanta Slutliga Villkor. Dessa lån ges också ett serienummer.

VP-Lånen registreras på ett värdepapperskonto i VP i enlighet med den vid var tid gällande danska lagen *Værdipapirhandelsloven*, såsom vid var tid gällande, och i enlighet med den danska förordningen *Bekendtgørelse om registrering, m.v. af fondsaktiver i en værdipapircentral*, såsom vid var tid gällande.

VPS-Lånen registreras på ett värdepapperskonto i VPS i enlighet med den norska lagen *Lov om registrering av finansielle instrumenter (2002 5. juli nr. 64)*.

Svenska Lånen registreras på värdepapperskonto i enlighet med den vid var tid gällande svenska lag (*1998:1479*) om *kontoföring av finansiella instrument*.

Finska Lånen registreras på värdepapperskonto i enlighet med finska lagen *laki arvo-osuusjärjestelmästä ja selvitystoiminnasta (749/2012)*, vid var tid gällande, den finska lagen *laki arvo-osuustileistä (827/1991)*, vid var tid gällande samt Euroclear Finlands regelverk.

### (b) **Form för Innehavarlån**

Lån som ges ut i form av fysiska värdepapper ("**Innehavarlån**") kommer, med undantag av Lån i Schweiziska Franc efter en emission att representeras av antingen ett temporärt globalt lån ("**Temporärt Globalt Lån**") eller ett permanent globalt lån ("**Permanent Globalt Lån**"), i båda fallen huvudsakligen med den utformning som framgår av bilaga till Fiscal Agency-avtalet (med förbehåll för att detta kan komma att ändras och ska färdigställas).

Ett Temporärt Globalt Lån och/eller ett Permanent Globalt Lån kommer att förvaras av en så kallad common depositary eller common safekeeper för Euroclear Bank SA/NV ("**Euroclear**"),



Clearstream Banking, société anonyme ("**Clearstream Luxembourg**") eller annat clearingsystem till vilket Lån eller rättigheter knutna därtill från tid till annan kan komma att anslutas. Betalningar av Kapitalbelopp eller Ränta (om sådan finns) på ett Permanent Globalt Lån kommer att ske genom Eurocelar och Clearstream Luxembourg.

Räntebärande Definitiva Lån kommer, om så anges i relevanta Slutliga Villkor, vid dess initiala leverans att ha kuponger ("**Kuponger**") fogade till sig. Uppvisande av dessa Kuponger kommer att vara ett villkor för utbetalning av ränta under vissa nedan angivna omständigheter förutsatt att räntebärande Definitiva Lån, om så anges i relevanta Slutliga Villkor, vid initial leverans har Kuponger fogade till sig tillsammans med en Talong som berättigar till ytterligare Kuponger ("**Talong**", och tillsammans med Kuponger när sammanhanget så tillåter, "**Kupongerna**", vilken berättigar innehavaren till ytterligare Kuponger och en ytterligare Talong).

Innehavarlån vilkas kapitalbelopp ska återbetalas genom amorteringar ("**Amortering Lån**") har vid initial leverans utbetalningsPayment Receipts ("**Payment Receipts**") fogade till sig vilka avser de amorteringar som ska ske av kapitalbeloppet.

(c) **Form för Registrerade Lån**

Lån som registreras på värdepapperskonto ("**Registrerade Lån**") kommer huvudsakligen att ha den utformning som framgår av bilaga till Fiscal Agency-avtalet (med förbehåll för att detta kan komma att ändras och ska färdigställas). Registrerade Lån kommer inte att kunna omvandlas till Innehavarlån.

(d) **Form för Lån i Schweiziska Franc**

Lån i Schweiziska Franc kommer att denomineras i Schweiziska Franc och emitteras i innehavarform samt att representeras exklusivt av ett Permanent Globalt Lån vilket kommer att förvaras hos SIS eller hos en annan förvarare godkänd av SIX Regulatory Board vid SIX Swiss Exchange. Då det Permanenta Globala Lånet deponerats hos Mellanhanden och förts in på konton hos en eller flera medlemmar av Mellanhanden, kommer Lånen utgöra mellanhandsförvarade värdepapper (*Bucheffekten*) ("**Mellanhandsförvarade Värdepapper**") i enlighet med den schweiziska lagen *Bucheffekengesetz*.

Varje Innehavare (såsom definierats i Villkor 3 (*Äganderätt*) nedan) ska ha ett proportionellt samägande (*Miteigentumsanteil*) i det Permanenta Globala Lånet i den omfattning som motsvarar Innehavarens fordran på Emittenten, **förutsatt att**, samägandet i det Globala Permanenta Lånet, under den tid som det är deponerat hos Mellanhanden, är vilande och att Lånen endast får överföras eller på annat sätt avyttras i enlighet med bestämmelser i den schweiziska lagen *Bucheffekengesetz*, d.v.s. vid införandet av de överförda Lånen på ett värdepapperskonto hos förvärvaren.

Varken Emittenten eller Innehavarna ska vid någon tidpunkt ha rätten att påverka eller kräva konvertering av det Permanenta Globala Lånet (*Globalurkunde*) till, eller leverans av, ocertifierade värdepapper (*Wertrechte*) eller Definitiva Lån (*Wertpapiere*).

Ingen fysisk leverans av Lånen ska ske förrän, alternativt om, Definitiva Lån skrivits ut. Definitiva Lån får endast skriva ut i sin helhet, och inte delvis, om den schweiziska Betalningsagenten, efter eget skön, bestämmer att utskrifter av Definitiva Lån är nödvändiga eller lämpliga. Om den schweiziska Betalningsagenten skulle ta ett sådant beslut ska denne tillse att utskrifter av Definitiva Lån (*Wertpapiere*) sker utan kostnad för Innehavarna. Vid leverans av Definitiva Lån (*Wertpapiere*) ska det Permanenta Globala Lånet sägas upp och det Definitiva Lånet ska levereras till Innehavarna i utbyte mot uppsägning av Lånen i Innehavarnas värdepapperskonton.

(e) **Form för VP-Lån**

En Tranch eller Serie Lån kan, om så anges i tillämpliga Slutliga Villkor, clearas genom VP i enlighet med dansk rätt och de förfaranderegler som från tid till annan tillämpas av och/eller ges ut av VP ("**VP-Reglerna**"). I dessa Villkor ska VP-Lån anses vara Registrerade Lån, dock endast i den mån dessa Villkor är förenliga med danska lagar, bestämmelser och VP-Reglerna. Inga fysiska Lån eller certifikat kommer att ges ut i förhållande till VP-Lån och regleringar i dessa

Villkor relaterade till uppvisande, återlämnande eller utbyte av fysiska Lån eller certifikat ska inte tillämpas på VP-Lånen. Emittenten kommer att intyga att Nordea Bank Danmark A/S är, på dagen för utgivande av en Tranch eller Serie VP-Lån, antecknad i VP som kontoförande institut (*kontoførende institut*) för den registrerade innehavaren av sådan Tranch eller Serie Lån.

(f) **Form för VPS-Lån**

I dessa Villkor ska VPS-Lån anses vara Registrerade Lån under förutsättning att detta är i linje med norsk rätt och de förfaranderegler som från tid till annan tillämpas av och/eller ges ut av VPS ("**VPS-Reglerna**"). Inga fysiska VPS-Lån eller certifikat kommer att ges ut i förhållande till VPS-Lån och regleringar i dessa Villkor relaterade till uppvisande, återlämnande eller utbyte av fysiska Lån eller certifikat ska inte tillämpas på VPS-Lånen.

(g) **Form för Svenska Lån**

I dessa Villkor ska Svenska Lån anses vara Registrerade Lån under förutsättning att detta är i linje med svensk rätt och de förfaranderegler som från tid till annan tillämpas av och/eller ges ut av Euroclear Sverige ("**Euroclear Sverige-reglerna**"). Inga fysiska Svenska Lån eller certifikat kommer att ges ut i förhållande till Svenska Lån och regleringar i dessa Villkor relaterade till uppvisande, återlämnande eller utbyte av fysiska Lån eller certifikat ska inte tillämpas på Svenska Lån.

(h) **Form för Finska Lån**

I dessa Villkor ska Finska Lån anses vara Registrerade Lån under förutsättning att detta är i linje med finsk rätt och de förfaranderegler som från tid till annan tillämpas av och/eller ges ut av Euroclear Finland ("**Euroclear Finland-reglerna**"). Inga fysiska Finska Lån eller certifikat kommer att ges ut i förhållande till Finska Lån och regleringar i dessa Villkor relaterade till uppvisande, återlämnande eller utbyte av fysiska Lån eller certifikat ska inte tillämpas på Finska Lån.

(i) **Valör för Innehavarlån**

Innehavarlån kommer att ha en eller flera valörer (varje sådan valör är delbar med varje mindre valör) såsom närmare angivet i Slutliga Villkor. Innehavarlån med en valör kan inte bytas ut mot Innehavarlån med en annan valör.

(j) **Valör för Registrerade Lån**

Registerade Lån kommer att ha en minsta valör såsom närmare angivet i Slutliga Villkor och, om inget annat anges i Slutliga Villkor, multiplar därav.

(k) **Valör för VP-Lån**

VP-Lån kommer att ha en eller flera valörer (varje sådan valör är delbar med varje mindre valör) såsom närmare angivet i Slutliga Villkor. VP-Lån med en valör kan inte bytas ut mot VP-Lån med en annan valör.

(l) **Valör för VPS-Lån**

VPS-Lån kommer att ha en eller flera valörer (varje sådan valör är delbar med varje mindre valör) såsom närmare angivet i Slutliga Villkor. VPS-Lån med en valör kan inte bytas ut mot VPS-Lån med en annan valör.

(m) **Valör för Svenska Lån**

Svenska Lån kommer att ha en eller flera valörer (varje sådan valör är delbar med varje mindre valör) såsom närmare angivet i Slutliga Villkor. Svenska Lån med en valör kan inte bytas ut mot Svenska Lån med en annan valör.

(n) **Valör för Finska Lån**

Finska Lån kommer att ha en eller flera valörer (varje sådan valör är delbar med varje mindre valör) såsom närmare angivet i Slutliga Villkor. Finska Lån med en valör kan inte bytas ut mot Finska Lån med en annan valör.

(o) **Lånens valuta**

Lån kan anges i vilken valuta som helst förutsatt att alla tillämpliga legala och/eller regulatoriska krav och/eller krav från relevant centralbank är uppfyllda.

En hänvisning till Lån i dessa Villkor ska, när sammanhanget så kräver, anses inkludera Temporära Globala Lån, Permanenta Globala Lån, Definitiva Lån och i förekommande fall Registrerade Lån.

Emittenten kan under vissa omständigheter konsolidera Lån med en eller flera andra Trancher av Lån i samma Serie, såsom närmare beskrivet i Punkt 18 ([Övrigt]) nedan.

3. **Äganderätt**

(a) **Äganderätt till Innehavarlån, Registrerade Lån, VP-Lån, VPS-Lån, Svenska Lån, Finska Lån och Lån i Schweiziska Franc**

Äganderätten till Innehavarlån (med undantag av Lån i Schweiziska Franc), Payment Receipts och Kuponger övergår genom överlämnandet. Hänvisningar till "**Innehavare**" av ett Fysiskt Lån eller av Payment Receipts eller Kuponger avser innehavaren av sådant Fysiskt Lån eller sådana Payment Receipts och Kuponger.

Äganderätten till Registrerade Lån övergår genom registrering i det register som hanteras av Registreringsagenten såsom angiven i relevanta Slutliga Villkor. Hänvisningar till "**Innehavare**" av ett Registrerat Lån avser personerna i vilkas namn sådana Lån är registrerade.

Äganderätten till VP-Lån övergår genom registrering i registret ("**Danska Lånregistret**") fört av VP-Administrerande Institutet i enlighet med VP-Reglerna. Emittenten ska ha rätt att erhålla information från VP i enlighet med VP-Reglerna. Om inget annat har beslutats av behörig domstol eller fordras av gällande rätt ska Innehavare (som definierat nedan) av ett VP-Lån anses vara och behandlas som oinskränkt ägare i alla avseenden, oavsett överskridna tidsfrister, meddelanden om äganderättens övergång eller andra intressen i Lånet, och ingen person ska kunna lida skada av sådan behandling av en Innehavare. Enbart i relation till VP-Lån avses i dessa med "**Fordringshavare**" eller "**Innehavare**", mot bakgrund av relevant kontext, den person i vars namn ett VP-Lån är registrerat i det danska VPS-registret och ska även inkludera en person som i vederbörlig ordning blivit auktoriserad att agera som förvaltare och registrerad innehavare av VP-Lånen. Om Lån i en sådan Tranch slutar vara registrerade i VP ska Nordea Bank Danmark A/S som kontoförande institut för de registrerade ägarna tillhandahålla VP-Administrerande Institutet all nödvändig information avseende sådana registrerade ägare och VP-Administrerande Institutet ska föra in denna information i Danska Lånregistret.

Äganderätten till VPS-Lån övergår genom registrering i registret ("**VPS-Registret**") i enlighet med norska VPS-Reglerna. Emittenten ska ha rätt att erhålla information från VPS i enlighet med VPS-Reglerna. Om inget annat har beslutats av behörig domstol eller fordras av gällande rätt ska Innehavare (som definierat nedan) av ett VPS-Lån anses vara och behandlas som oinskränkt ägare i alla avseenden, oavsett överskridna tidsfrister, meddelanden om äganderättens övergång eller andra intressen i Lånet, och ingen person ska kunna lida skada av sådan behandling av en Innehavare. Med "**Fordringshavare**" eller "**Innehavare**" avses, mot bakgrund av relevant kontext, den person i vars namn ett VPS-Lån är registrerat i VPS-registret och ska även inkludera en person som i vederbörlig ordning blivit auktoriserad att agera som förvaltare (*forvalter*) och registrerad innehavare av VPS-Lånen.

Äganderätten till Svenska Lån övergår genom registrering på ett värdepapperskonto i det system och register som tillhandahålls av Euroclear Sweden ("**Euroclear Sverige-Registret**"). Om inget annat har beslutats av behörig domstol eller fordras av gällande rätt ska Innehavare (som definierat nedan) av ett Svenskt Lån anses vara och behandlas som oinskränkt ägare i alla

avseenden, oavsett överskridna tidsfrister, meddelanden om äganderättens övergång eller andra intressen i Lånet, och ingen person ska kunna lida skada av sådan behandling av en Innehavare. I dessa Villkor, i relation till svenska Lån endast, avses med "**Fordringshavare**" eller "**Innehavare**", mot bakgrund av relevant kontext, den person i vars namn ett Svenskt Lån är registrerat i Euroclear Sverige-Registret och ska även inkludera en person som i vederbörlig ordning blivit auktoriserad att agera som förvaltare och registrerad innehavare av de Svenska Lånen

Om en förvaltare är registrerad i enlighet med Kontoföringslagen ska denna behandlas av Emittenten som Innehavare av relevanta Svenska Lån.

Äganderätten till Finska Lån övergår genom registrering i det datoriserade registret fört av eller för Euroclear Finland. Om inget annat har beslutats av behörig domstol eller fordras av gällande rätt ska Innehavare (som definierat nedan) av ett Finskt Lån anses vara och behandlas som oinskränkt ägare i alla avseenden, oavsett överskridna tidsfrister, meddelanden om äganderättens övergång eller andra intressen i Lånet, och ingen person ska kunna lida skada av sådan behandling av en Innehavare. Hänvisningar till "**Innehavare**" av ett Finskt Lån avser personerna i vilkas namn sådana Finska Lån är registrerade.

Innehavare av ett Lån eller Kupong ska (om inget annat fordras av gällande rätt eller regulatoriska krav) anses vara och behandlas som oinskränkt ägare i alla avseenden, oavsett överskridna tidsfrister, meddelanden om äganderättens övergång, andra intressen i Lånet eller Kupongen, anteckningar på dessa eller stöld eller förlust av dessa, och ingen person ska kunna lida skada av sådan behandling av en Innehavare.

#### *Lån i Schweiziska Franc*

Mellanhandens register avgör antalet Lån som innehas av varje medlem av Mellanhanden. Avseende Lån som är Värdepapper förvarade hos Mellanhanden, ska innehavaren av Lånen ("**Innehavaren**") vara den person som innehar Lånen på ett värdepapperskonto (*Effektenkonto*) utställt i eget namn, eller för det fall att mellanhand (*Verwahrungsstellen*) finns, att mellanhanden (*Verwahrungsstellen*) innehar Lånen för egen räkning på ett värdepapperskonto (*Effektenkonto*) utställt i eget namn.

#### (b) **Överlåtelse av Registrerade Lån, VP Lån, VPS Lån, Svenska Lån och Finska Lån**

##### *Registrerade Lån*

Ett Registrerat Lån kan, beroende på villkoren i Fiscal Agency-avtalet, överföras helt eller delvis bara (**förutsatt att** sådan del är likvärdig med, eller är tillåten en heltalsmultipel som överskrider minimumvalören som specificeras i de relevanta Slutliga Villkoren, vid återlämnandet av det Registrerade Lånet att överföras, tillsammans med överföringsformuläret påskrivet på detta, korrekt fullbordat och exekverat, vid det specificerade kontoret hos Registreringsagenten. Ett nytt Registrerat Lån kommer att utföras till överlåtaren och i fall där endast en del av ett Registrerat Lån överförs, kommer ett nytt Registrerat Lån som täcker den del som inte överförs att utföras till överföraren.

Varje nytt Registrerat Lån som ska utföras vid överföring av Registrerade Lån skall, vid faktiskt mottagande hos Registreringsagenten i hans specificerade kontor, vara tillgängligt för leverans till Registreringsagenten specificerade kontor. För dessa ändamål så ska ett överföringsformulär mottaget av Registreringsagenten under en period av femton Bankdagar i London, med slut vid förfallodagen för alla betalningar för de relevanta Registrerade Lånen betraktas som inte varande i kraft hos Registreringsagenten förrän dagen efter förfallodagen för sådan betalning.

Utfärdandet av nya Registrerade Lån vid överföring ska ske utan avgift av eller för Emittenten eller Registreringsagenten, men efter betalning från sökanden av (eller efter att sökanden har givit sådan säkerhet som Registreringsagenten kan kräva med avseende på) tillämpligt skatt eller andra myndighetsbestämda avgifter som kan avkrävas i relation till detta.

### *VP-Lån*

Ett eller fler VP-Lån kan överföras i enlighet med VP-regler. Varje nytt VP-Lån som ska utfärdas ska finnas tillgänglig för leverans inom tre Bankdagar efter mottagandet av begäran och avgivandet av VP-Lån för utbyte. Leverans av de nya VP-Lånen/ det nya VP-Lånet ska ske till samma VP-konto på vilket de ursprungliga VP-Lånen var registrerade. I detta Villkor 2(b) (*Överföring av Registrerade Lån, Svenska Lån och Finska Lån*) ska "**Bankdag**" ha samma betydelse avseende VP-Lån som tillskrivs en sådan term av de då gällande reglerna och procedurerna för VP.

Utbyte eller överföring av VP-Lån vid registrering, överföring, partiell inlösen eller exekverandet av en sälj- eller köption ska verkställas utan avgift av Administrerande Institutet för VP, men mot betalning av tillämplig skatt eller andra myndighetsföreskrivna avgifter som kan komma att utkrävas med avseende på denna VP (eller ställande av sådan säkerhet som Administrerande Institutet för VP kan komma att kräva).

Ingen Fordringshavare får kräva att överföring av ett VP-Lån ska registreras under någon stängd period i enlighet med de tillämpliga VP-reglerna.

Alla överföringar av VP-Lån är föremål för cut-off datum tillämpliga på sådana VP-Lån och de andra regler och procedurer som för tillfället gäller för VP. VP:s regler och bestämmelser kan laddas ner från dess webbsida: <http://www.vp.dk>.

### *VPS-Lån*

Ett eller fler VPS-Lån kan överföras i enlighet med VPS-reglerna. I fall av exekvering av en option, som resulterar i att VPS-Lån hos samma innehavare har olika villkor, så ska separata VPS-Lån som är registrerade i VPS-registret utfärdas med avseende på de VPS-Lån som denna innehavare har som har samma villkor. Sådana VPS-Lån ska bara utfärdas under avgivande av de existerande VPS-Lånen i enlighet med VPS-reglerna.

Varje ny VPS-Lån som ska utfärdas i enlighet med det ovanstående ska vara tillgänglig för leverans inom fem Bankdagar efter mottagande av begäran och avgivandet av VPS-Lånen för utbyte. Leverans av VPS-Lånen ska ske till samma VPS-konto där de ursprungliga VPS-Lånen var registrerade. I detta Villkor 3(b) (*Överföring av Registrerade Lån, VP-Lån, VPS-Lån, Svenska Lån och Finska Lån*) med avseende bara på VPS-Lån, "**Bankdag**" betyder en dag annan än lördag eller söndag när VPS är öppet för transaktioner.

Utbyte och överföring av VPS-Lån vid registrering, överföring, partiell inlösen eller exekvering av en option ska exekveras utan avgift till eller för Emittentens räkning eller till VPS-Betalningsagenten, men efter betalning av tillämplig skatt eller annan avgift till myndigheter som kan avkrävas med avseende på den (eller ställandet av sådan säkerhet som VPS-Betalningsagenten kan komma att kräva).

Ingen Fordringshavare kan kräva överföring av en VPS-aktie för att registreras under en stängd period, i enlighet med de för tillfället gällande VPS-reglerna.

Under dessa villkor betyder "**Fordringshavare**" eller "**Innehavare**" avseende VPS-Lån, som sammanhanget kräver, den person i vars namn en VPS-Lån är registrerad i VPS-registret, och ska också inkludera personer som är auktoriserade att fungera som förvaltare (på norska "forvalter") och registrerad som en innehavare av VPS-Lån.

### *Svenska Lån*

Ett eller fler Svenska Lån kan överföras i enlighet med Euroclear Sverige-reglerna. Utbyte och överföring av Svenska Lån rörande överföring, partiell återbetalning, eller exekvering av en köp- eller säljoption ska exekveras utan avgift till eller för Emittentens räkning eller för det svenska Emissionsinstitutet, men efter betalning av tillämplig skatt eller andra avgifter till myndigheter som kan avkrävas med avseende på den (eller ställande av sådan säkerhet som det svenska Administrerande Institutet kan kräva).

Ingen Fordringshavare kan kräva överföring av ett Svenskt Lån att registreras under en stängd period i enlighet med de vid tillfället gällande Euroclear Sverige-reglerna.

Alla överföringar av Svenska Lån är föremål för cut-off datum tillämpliga på sådana Svenska Lån och de andra regler och procedurer som för tillfället gäller hos Euroclear Sverige. Euroclear Sveriges Regler kan laddas ner från deras webbsida: [www.euroclear.com](http://www.euroclear.com)

#### *Finska Lån*

Ett eller fler Finska Lån kan överföras i enlighet med Euroclear Finland Rules. Utbyte och överföring av Finska Lån beträffande registrering, överföring, partiell återbetalning eller exekverandet av en köp- eller sälgoption ska exekveras utan avgift till eller till förmån för Emittenten eller det finska Administrerande Institutet, men efter betalning av tillämplig skatt eller andra avgifter krävda av myndigheter i samband med det (eller ställande av sådan säkerhet som det finska Administrerande Institutet kan kräva).

Ingen Fordringshavare får kräva att överföringen av ett Finskt Lån ska registreras under en stängd period i enlighet med de för tillfället gällande Euroclear Finland Rules.

Alla överföringar av Finska Lån är föremål för cut-off datum tillämpliga på sådana Finska Lån, och de andra regler och procedurer som för tillfället gäller hos Euroclear Finland. Euroclear Finlands regler och förordningar kan laddas ner från deras webbsida: <http://www.euroclear.com>.

#### 4. **Status**

Lånen i varje Serie utgör ej säkrade och ej eftersälda förpliktelser av Emittenten och rankas jämsides (*pari passu*) utan någon preferens bland de själva och åtminstone jämställt (*pari passu*) med alla andra nuvarande och framtida utestående ej säkerställda och ej efterställda förpliktelser av Emittenten.

#### 5. **Ränta**

Lån kan vara räntebärande eller icke-räntebärande, såsom specificerats i de relevanta Slutliga Villkoren. Den ränta som ska betalas per Beräkningsbelopp på varje Räntebetalningsdag ("**Räntebeloppet**") beräknas i enlighet med ett av följande alternativ och såsom ytterligare specificerats i de Slutliga Villkoren. Såvida inte annat anges i dessa Villkor, ska Räntebeloppet vara ett belopp per Beräkningsbelopp (med förbehåll för Villkor 8(10) (*Uppskjuten Ränta*) och ska betalas i efterskott på varje Räntebetalningsdag.

##### (a) **Ränta – Fast Ränta**

Om Lånen är specificerade som Lån med Fast Ränta ska Lånen bära ränta enligt Räntesatsen, från och med Startdatum för Ränta till men exklusive Återbetalningsdagen **förutsatt att**, såvitt gäller Svenska Lån, sådana Svenska Lån ska vara räntebärande från, men exklusive, deras Startdatum för Ränta till och med Återbetalningsdagen. Ränta som upplupit under varje Ränteperiod ska vara betalningsbar i efterhand på varje relevant Räntebetalningsdag.

Om ett bestämt Räntebelopp har angetts i tillämpliga Slutliga Villkor ska detta vara den ränta som varje Lån uppbär under varje Ränteperiod och, om Lånen denomineras i mer än en Angiven Enhet, ska detta vara det bestämda Räntebeloppet i förhållande till varje Angiven Enhet.

För varje period som det inte finns något bestämt Räntebelopp ska Räntebeloppet för varje Lån beräknas genom att tillämpa Räntesatsen på det Justerade Beräkningsbeloppet, och multiplicera produkten med Dagsräkningsmetoden, och avrunda det resulterande beloppet till den närmaste underenheten för den specificerade valutan (en halv subenhet avrundas uppåt) och multiplicera detta avrundade tal med en bråkdel som är lika med den specificerade Valören för sådant Lån dividerad med det Ursprungliga Beräkningsbeloppet. I detta Villkor 5 (*Ränta*), avser en "**underenhet**" för alla valutor utom Euro, den minsta enhet av sådan valuta som finns tillgänglig som lagligt betalningsmedel i valutans hemland, och i fallet Euro betyder det en cent.

Om inte annat specificerats i de Slutliga Villkoren så tillämpas Bankdagskonventionen i Villkor 8 (8)(c) nedan på Lån med Fast Ränta.

(b) **Ränta – Räntjustering**

Om Lånen är specificerade som Lån med Räntjustering får detta Villkor 5 (*Ränta*), som ska användas för beräkning av den Ränta som ska betalas för Lånen, justeras periodiskt i enlighet med de tillämpliga Slutliga Villkoren.

(c) **Ränta – Kombination**

Om ”Kombination av Räntebaser” är specificerat som tillämpligt i de Slutliga Villkoren, kan Lån även ge ränta i enlighet med fler än ett av räntalternativen i detta Villkor 5 (*Ränta*): (i) om ”Enskild Korgsammanlagning” är specificerat i Slutliga Villkor kommer samma underliggande Korg användas för beräkningen av varje alternativt Räntebelopp och Räntebeloppen som sålunda fastställs ska aggregeras i syfte att fastställa det totala belopp som ska betalas till innehavarna vid den relevanta Räntebetalningsdagen, (ii) om ”Multipel Korgsammanlagning” är specificerat i Slutliga Villkor kommer olika underliggande Korgar användas för beräkningen av varje individuellt Räntebelopp (såsom närmare anges i Slutliga Villkor), varefter Räntebeloppen läggs samman för att fastställa det totala betalbara beloppet till innehavarna på den relevanta Räntebetalningsdagen eller (iii) om ”Alternativ Uträkning” är specificerad i Slutliga Villkor kommer det tillämpliga Villkoret för ränteberäkning att avvika beroende på huruvida Korgavkastningen på en viss Räntebestämningssdag har överstigit vissa förutbestämda Räntebarrivån eller ej, såsom framgår av relevanta Slutliga Villkor.

Korgavkastningen kommer att fastställas i enlighet med Villkor 6(a)(i) (*”Basket Long”-struktur*), såsom specificerat i Slutliga Villkor.

(d) **Ränta – Lån med Rörlig Ränta (FRN (Floating Rate Notes))**

Om Lånen är specificerade som Lån med Rörlig Ränta ska Lånen ge ränta från och med Startdatum för Ränta till men exklusive Återbetalningsdagen **förutsatt att**, såvitt gäller Svenska Lån, sådana Svenska Lån ska vara räntebärande från, men exklusive, deras Startdatum för Ränta till och med Återbetalningsdagen. Räntesatsen som är tillämplig för varje Ränteperiod ska fastställas av Emissionsinstitutet (eller, där det är tillämpligt, Beräkningsagenten) eller Emittenten, vid den relevanta Räntebestämningssdagen, såsom summan av:

- (i) Basräntan multiplicerat med FRN Deltagandegrad; och
- (ii) Räntemarginalen för den relevanta perioden.

Om en Högsta Räntesats eller en Lägsta Räntesats (eller båda) är angivet i tillämpliga Slutliga Villkor ska Räntesatsen under inga omständigheter vara högre än den Högsta Räntesatsen eller lägre än den Lägsta Räntesatsen.

Ränta för varje Ränteperiod betalas i efterskott vid den relevanta Räntebetalningsdagen och beräknas genom att tillämpa Räntesatsen på det Justerade Beräkningsbeloppet, och att multiplicera med Dagberäkningsmetoden, och avrunda till den närmaste underenheten för den specificerade valutan (en halv underenhet avrundas uppåt) och att multiplicera med sålunda avrundade tal med en bråkdel som är lika den specificerade Valören för sådant Lån dividerad med det Ursprungliga Beräkningsbeloppet. I detta Villkor 5 (*Ränta*) avser en **”underenhet”** för alla valutor utom Euron, den minsta enheten av en sådan valuta som finns tillgänglig som lagligt betalningsmedel i hemlandet för denna valuta, och avseende Euron, en cent.

Om det finns en lång eller kort första eller sista Ränteperiod för något eller några Lån (en **”Oregelbunden Ränteperiod”**), vilken är antingen längre eller kortare i förhållande till den Avsedda Återbetalningsdagen för Basräntan såsom specificerats i Slutliga Villkor, kan Emittenten antingen specificera en Alternativ Avsedd Återbetalningsdag för sådan Oregelbunden Ränteperiod i tillämpliga Slutliga Villkor eller, om ”linjär interpolering” är angett i Slutliga Villkor, fastställa Basräntan med linjär interpolering av de räntesatser som visas för ’Alternativ Förfallodag 1’ och ’Alternativ Förfallodag 2’, i varje fall såsom angetts i Slutliga Villkor, och som visas på tillämplig Skärmsida.

Om inte annat specificerats i de Slutliga Villkoren, så tillämpas Bankdagskonventionen i Villkor 8(8)(c) nedan på Lån med Rörlig Ränta.

(e) **Ränta – Inflationslänkad**

Om "Inflationslänkat Räntebärande Lån"-bestämmelser är specificerade som tillämpliga i Slutliga Villkor ska Lånen ge Inflationslänkad Ränta från och med Startdatum för Ränta till, men exklusive, Återbetalningsdagen **förutsatt att**, såvitt gäller Svenska Lån, sådana Svenska Lån ska vara räntebärande från, men exklusive, deras Startdatum för Ränta till och med Återbetalningsdagen. Räntesatsen kan vara fast eller rörlig och räntebeloppet för varje Ränteperiod ska beräknas på det sätt som specificeras i Villkor 5(a) (*Ränta – Fast Ränta*) eller Villkor 5(d) (*Ränta – Lån med Rörlig Ränta (FRN)*) och multipliceras med ett tal i enlighet med den kvot som beräknats genom att dividera Slutligt KPI med Bas-KPI.

Såvida inte annat specificerats i de Slutliga Villkoren, så ska Bankdagskonventionen specificerad i Villkor 8(8)(c) nedan tillämpas på Inflationslänkade Lån.

(f) **Nollkupongslån**

Om Lånen är specificerade som Nollkupongslån ska de inte vara räntebärande. Nollkupongslån kan utfärdas med rabatt och lösas in till Kapitalbeloppet. Alternativt kan Nollkupongslån utfärdas till Kapitalbeloppet och lösas in till ett högre värde i enlighet med de tillämpliga Slutliga Villkoren och vilket, i ett sådant fall, ska betalas på Inlösningsdagen.

Om inte något annat anges i Slutliga Villkor, så tillämpas Bankdagskonventionen i Villkor 8(8)(c) nedan för Nollkupongslån.

*Om inget annat anges i Slutliga Villkor ska Lån inte bära ränta såsom ett Nollkupongslån och vid inlösen av Lånen ska betalning av Återbetalningsbelopp som understiger eller överstiger Kapitalbeloppet anses vara ränta eller avkastning.*

(g) **Kupongbärande Lån**

Om Lånen är specificerade som Kupongbärande Lån och om en Kuponghändelse inträffar på någon Värderingsdag, då ska Lånen betala ränta ("**Kupongen**") på den omedelbart efterföljande Räntebetalningsdagen. Beloppet av en sådan Kupongbetalning fastställs enligt följande.

- (i) Om "**Flat Kupong**" är specificerad i Slutliga Villkor, så är Kupongbetalningen lika med Kapitalbeloppet på Lånen multiplicerat med den relevanta Kupongnivån;
- (ii) Om "**Memory Kupong**" är specificerad i de Slutliga Villkoren, så blir Kupongbetalningen lika med Kapitalbeloppet på Lånen multiplicerat med den relevanta Kupongnivån och multiplicerat med antalet föregående Räntebetalningsdagar (fram till och med den Räntebetalningsdag som omedelbart följer den tillämpliga Värderingsdagen) för vilka en Kupong inte har betalats;
- (iii) Om "**Plus Flat Kupong**" är specificerad i Slutliga Villkor så kommer Kupongbetalningen att bli lika med Kapitalbeloppet för Lånen multiplicerat med det högre av: (a) den relevanta Kupongnivån och (b) Korgavkastningen, och
- (iv) Om "**Plus Memory Kupong**" är specificerad i Slutliga Villkor, så blir betalningen lika med Kapitalbeloppet för Lånen, multiplicerat med det högre av: (a) den relevanta Kupongnivån multiplicerat med antalet föregående Räntebetalningsdagar (fram till och med den Räntebetalningsdag som omedelbart följer den tillämpliga Värderingsdagen) för vilka en Kupong inte har betalats och (b) Korgavkastningen,

En "**Kuponghändelse**" inträffar om Korgavkastningen är högre än eller lika med en eller flera specificerade Kupongbarriärnivå(er) vid den relevanta Värderingsdagen.

"**Korgavkastningen**" bestäms enligt följande:

- (i) om "**Korgnivån**" är specificerad i de Slutliga Villkoren, kommer Korgavkastningen beräknas på samma sätt som för "Basket Long"-strukturen som framgår av Villkor 6(a)(i) ("**Basket Long**"-struktur) eller som för "Basket Short"-strukturen som framgår av Villkor 6(a)(ii); eller



- (ii) om "*Bästa/Sämsta Kurs*" är specificerat i Slutliga Villkor, kommer "Korgavkastningen" vara Referenstillgångsavkastningen för Referenstillgången med den Nth bästa värdeutvecklingen.

Referenstillgången med den "**Nth bästa värdeutvecklingen**" ska vara Referenstillgången med den Nth högsta Referenstillgångsavkastningen, och för detta Villkor 5(g) (*Kupongbärande Lån*) ska "N" vara det värde som specificeras i Slutliga Villkor under rubriken "Bestämmelser för Kupongbärande Lån".

"Referenstillgångsavkastningen" ska beräknas på samma sätt som för "Basket Long"-strukturen som framgår av Villkor 6(a)(i) ("*Basket Long*"-struktur) eller "Basket Short"-strukturen som framgår av Villkor 6(a)(ii) ("*Basket Short*"-struktur).

Om ingen Kuponghändelse inträffat på en viss Värderingsdag, så betalas ingen ränta ut på den omedelbart följande Räntebetalningsdagen.

(h) **Non-tranched CLN Ränta**

Om Lånen är specificerade som Non-tranched CLN Ränta så kan räntesatsen vara fast eller rörlig och mängden ränta för varje Ränteperiod ska beräknas på det sätt som specificeras i någon av de andra bestämmelserna i detta Villkor 5 (*Ränta*), dock att Beräkningsbeloppet som används för att bestämma Räntebeloppet i enlighet med ett sådant annat Villkor ("**Justerat Beräkningsbelopp**") ska justeras enligt följande:

- (i) om "**Bestämningsdag Exponering**" är specificerad i de Slutliga Villkoren ska Beräkningsbeloppet som anges i Slutliga Villkor multipliceras med Justerad Portföljavkastning (Ränta) vid den Observationsdag som inträffar Antalet Bankdagar före den relevanta Räntebetalningsdagen, dock att, för det fall någon Räntebetalningsdag inträffar efter den slutliga Observationsdagen ska Justerade Portföljavkastningen (Ränta) bestämmas på den slutliga Observationsdagen, eller
- (ii) om "**Viktad Genomsnittlig Exponering**" är specificerad i de Slutliga Villkoren ska Beräkningsbeloppet som anges i Slutliga Villkor multipliceras med det viktade medelvärdet av Justerad Portföljavkastning (Ränta) under varje kalenderdag från och med den föregående Observationsdagen (men exklusive) Observationsdagen som infaller på eller är omedelbart föregående den relevanta Räntebetalningsdagen, såsom fastställts av Emittenten enligt dennes självständiga bedömning, dock att, för de Ränteperioder som börjar på eller efter den Slutliga Observationsdagen, ska det viktade medelvärdet av Justerad Portföljavkastning (Ränta) för varje kalenderdag under Ränteperioden motsvara den Justerade Portföljavkastningen (Ränta) på den Slutliga Observationsdagen, såsom fastställt av Emittenten enligt dennes självständiga bedömning.

Den "**Justerade Portföljavkastningen (Ränta)**" ska vara skillnaden mellan 1 och den Justerade Portföljförlusten (Ränta).

Den "**Justerade Portföljförlusten (Ränta)**" betyder summan av Default-Viktningen för varje Referensenheter (ränta) inom Korgen.

"**Default-Viktningen**" ska antingen:

- (i) om "Kredithändelserankad Korgandel (Ränta)" är specificerat som tillämpligt i relevanta Slutliga Villkor, beräknas genom att multiplicera Korgandel (Ränta) med Default-Värdet med avseende på vardera Referensbolag (Ränta) enligt följande:
  - (A) för Referensbolag (Ränta) som varit föremål för en Kredithändelse används relevant Kredithändelserankad Vikt som Korgandel (Ränta); eller
  - (B) för resterande Referensbolag (Ränta) som inte varit föremål för en Kredithändelse ska relevanta Referensbolag sorteras i alfabetisk ordning och de resterande Kredithändelserankade Vikterna ska sorteras i nummerordning i syfte att bestämma Korgandel (Ränta), enligt principen att det första Referensbolaget

(Ränta) i alfabetisk ordning skall tilldelas den första tillgängliga Kredithändelserankade Vikten i nummerordning och så vidare.

- (ii) om ”Kredithändelserankad Korgandel (Ränta)” är specificerad som inte tillämplig, beräknas genom att multiplicera Korgandelen (Ränta) med Default-värdet med avseende på varje Referensenhet (Ränta).

"**Default-Värdet**" med avseende på varje Referensenhet (Ränta) blir skillnaden mellan 100% och Återvinningsvärdet.

"**Återvinningsvärdet**" blir 100 procent om en Kredithändelse (såsom definieras i Del 3; *Ytterligare villkor för Kreditlänkade Lån*) inte har inträffat i förbindelse med denna Referensenhet (Ränta) sedan Inledande Observationsdag eller, om en sådan Kredithändelse har inträffat, så blir den antingen ett fast Återvinningsvärde (såsom närmare anges i Slutliga Villkor) eller ett Marknadsåtervinningsvärde, i varje enskilt fall angett som en procentsats.

(i) **Tranched CLN Ränta**

Om Lånen är specificerade som Tranched CLN Ränta, så kan räntesatsen vara fast eller rörlig och mängden ränta för varje Ränteperiod ska beräknas på det sätt som specificerats i någon av de andra bestämmelserna i detta Villkor 5 (*Ränta*), dock att Beräkningsbeloppet som används för att fastställa det betalbara Räntebeloppet i enlighet med sådant annat Villkor ("**Justerat Beräkningsbelopp**") ska justeras enligt följande:

- (i) om "**Bestämningdag Exponering**" är specificerat i Slutliga Villkor ska Beräkningsbeloppet som anges i Slutliga Villkor multipliceras med Justerad Portföljvaskning (Ränta) såsom vid Observationsdag som inträffar Antalet Bankdagar innan den relevanta Räntebetalningsdagen dock att, för det fall någon Räntebetalningsdag inträffar efter den slutliga Observationsdagen ska Justerade Portföljvaskningen (Ränta) bestämmas på den slutliga Observationsdagen, eller, eller
- (ii) om "**Viktad Genomsnittlig Exponering**" är specificerat i Slutliga Villkor ska Beräkningsbeloppet som anges i Slutliga Villkor multipliceras med det viktade medelvärdet av Justerad Portföljvaskning (Ränta) under varje kalenderdag från och med den föregående Observationsdagen (men exklusive) Observationsdagen som infaller på eller är omedelbart föregående den relevanta Räntebetalningsdagen, såsom fastställts av Emittenten enligt dennes självständiga bedömning, dock att, för de Ränteperioder som börjar på eller efter den Slutliga Observationsdagen, ska det viktade medelvärdet av Justerad Portföljvaskning (Ränta) för varje kalenderdag under Ränteperioden motsvara den Justerade Portföljvaskningen (Ränta) på den Slutliga Observationsdagen, såsom fastställt av Emittenten enligt dennes självständiga bedömning.

"**Justerad Portföljvaskning (Ränta)**" ska vara resultatet som erhålles genom att subtrahera Justerad Tranchförlust (Ränta) (Justerad skiva, förlust (Ränta)) från 1.

"**Justerad Tranchförlust (Ränta)**" blir resultatet som erhålles genom att dividera det lägre av a) Tranch Fästspann och b) Tranchförlust (Ränta), med Tranch Fästspann.

"**Tranchförlust (Ränta)**" är det högre av:

- (i) noll och
- (ii) det resultat som erhållits genom att subtrahera Tranch Fästpunkt från summan av den Viktade Tillgångsförlusten (Ränta) för varje Referensenhet (ränta) inom Korgen plus Kupongriskfaktorn.

"**Viktad Tillgångsförlust (Ränta)**" betyder produkten av Korgdeltagande (Ränta) och Referensenhetsförlusten (Ränta) för den relevanta Referensenheten (Ränta).

"**Referensenhetsförlusten (Ränta)**" blir resultatet som erhålles genom att subtrahera Återvinningsvärdet med avseende på den relevanta Referensenheten (Ränta) från 1,

"Återvinningsvärdet" blir 100 procent om en Kredithändelse såsom definieras i Del 3; *Ytterligare villkor för Kreditlänkade Lån*) inte har inträffat med avseende på denna Referensenhet (Ränta) sedan Inledande Observationsdag eller, om en sådan Kredithändelse har inträffat, så blir det antingen ett Fast Återbetalningsbelopp (såsom specificerats i de Slutliga Villkoren) eller ett Marknadsåtervinningsvärde, i alla fallen uttryckt som ett procentvärde.

"Kupongriskfaktorn" betyder det högre av (i) noll och (ii) summan av Viktat Tillgångsåtervinningsvärde (Ränta) för de Referensbolag (Ränta) för vilka en Kredithändelse inträffat sedan Inledande Observationsdagen, minus resultatet som erhålls genom att subtrahera Tranch Avskiljningspunkt från 1.

Den "**Viktade Tillgångsåtervinningen (Ränta)**" betyder produkten av Korgandelen (Ränta) och Återvinningsvärdet för den relevanta Referensenheten (Ränta).

(j) ***Nth till Default CLN Ränta***

Om Lånen är specificerade som att de ger Nth till Default CLN Ränta, så kan räntesatsen vara fast eller rörlig och mängden ränta för varje Ränteperiod ska beräknas i enlighet med den metod som specificerats i någon av de bestämmelserna i detta Villkor 5 (*Ränta*), dock att Beräkningsbeloppet som används för att fastställa det betalbara Räntebeloppet i enlighet med sådant annat Villkor ("**Justerat Beräkningsbelopp**") ska justeras enligt följande:

- (i) om "**Bestämningsdag Exponering**" är specificerat i Slutliga Villkor ska Beräkningsbeloppet som anges i Slutliga Villkor multipliceras med Justerad Portföljvarkastning (Ränta) såsom vid Observationsdag som infaller Antalet Bankdagar innan den relevanta Räntebetalningsdagen dock att, för det fall någon Räntebetalningsdag inträffar efter den slutliga Observationsdagen ska Justerade Portföljvarkastningen (Ränta) bestämmas på den slutliga Observationsdagen, eller, eller
- (ii) om "**Viktad Genomsnittlig Exponering**" är specificerat i Slutliga Villkor ska Beräkningsbeloppet som anges i Slutliga Villkor multipliceras med det viktade medelvärdet av Justerad Portföljvarkastning (ränta) under varje kalenderdag från och med den föregående Observationsdagen (men exklusivt) Observationsdagen som infaller på eller som föregår den relevanta Räntebetalningsdagen, såsom fastställts av Emittenten enligt dennes självständiga bedömning, *dock att*, för de Ränteperioder som börjar på eller efter den Slutliga Observationsdagen, ska det viktade medelvärdet av Justerad Portföljvarkastning (Ränta) för varje kalenderdag under Ränteperioden motsvara den Justerade Portföljvarkastningen (Ränta) på den Slutliga Observationsdagen, såsom fastställt av Emittenten enligt dennes självständiga bedömning.

Den "**Justerade Portföljvarkastningen (Ränta)**" ska vara resultatet som erhålls genom att subtrahera den Justerade Portföljförlusten (Ränta) från 1.

Den "**Justerade Portföljförlusten (Ränta)**" betyder a) om antalet Kredithändelser som har inträffat med avseende på någon eller några Referensenheter (Ränta) inom Korgen under den period som börjar med Inledande Observationsdag och slutar med Observationsdagen som infaller närmast före den relevanta Räntebetalningsdagen, är större än eller lika med N, 1: eller b) om antalet Kredithändelser som har inträffat i relation till någon Referensenhet (Ränta) inom Korgen under den period som börjar med Inledande Observationsdag och slutar med Observationsdagen som infaller närmast före den relevanta Räntebetalningsdagen är mindre än N, noll.

"N" ska vara det tal som specificerats i de Slutliga Villkoren under rubriken "CLN Räntebestämmelser".

(k) ***Nth och Nth + 1 till Default CLN Ränta***

Om Lånen som specificerats som att de ger Nth och Nth + 1 till Default CLN Ränta, så kan räntesatsen vara fast eller rörlig och mängden ränta för varje Ränteperiod ska beräknas på det sätt som specificerats i en av bestämmelserna i detta Villkor 5 (*Ränta*), dock att Beräkningsbeloppet som används för att fastställa det betalbara Räntebeloppet i enlighet med sådant annat Villkor ("**Justerat Beräkningsbelopp**") ska justeras enligt följande:

- (i) om "**Bestämmningsdag Exponering**" är specificerat i Slutliga Villkor ska Beräkningsbeloppet som anges i Slutliga Villkor multipliceras med Justerad Portföljvarkastning (Ränta) såsom vid Observationsdagen omedelbart föregående den relevanta Räntebetalningsdagen dock att, för det fall någon Räntebetalningsdag inträffar efter den slutliga Observationsdagen ska Justerade Portföljvarkastningen (Ränta) bestämmas på den slutliga Observationsdagen, eller, eller
- (ii) om "**Viktad Medelvärdesexponering**" är specificerad i Slutliga Villkor ska Beräkningsbeloppet som anges i Slutliga Villkor multipliceras med det viktade medelvärdet av Justerad Portföljvarkastning (Ränta) varje kalenderdag från och med den omedelbart föregående Räntebetalningsdagen till (men exklusive) Observationsdagen omedelbart föregående den relevanta Räntebetalningsdagen, såsom fastställt av Emittenten enligt dennes självständiga bedömning.

Den "**Justerade Portföljvarkastningen (Ränta)**" ska vara resultatet som erhålls genom att subtrahera den Justerade Portföljförlusten (Ränta) från 1.

Den "**Justerade Portföljförlusten (Ränta)**" kommer att betyda:

- (i) om antalet Kredithändelser som har inträffat med avseende på någon Referensenhet (Ränta) inom Korgen under den period som börjar på Inledande Observationsdagen och slutar på Observationsdagen som infaller närmast före den relevanta Räntebetalningsdagen är större än N, summan av Korgandelen för Nth Referensenheten (Ränta) till brott och den Nth plus 1 (dvs. den omedelbart följande) Referensenheten (Ränta) till brott inom Korgen; eller
- (ii) om antalet Kredithändelser som har inträffat med avseende på någon Referensenhet (Ränta) inom Korgen under den period som började vid Inledande Observationsdag och slutade vid Observationsdagen som infaller närmast före den relevanta Räntebetalningsdagen är lika med N, ett belopp lika med Korgandelen hos Nth Referensenheten (Ränta) med avseende på vilken en Kredithändelse inträffar; eller
- (iii) om antalet Kredithändelser som har inträffat med avseende på någon Referensenhet (Ränta) inom Korgen under den period som började vid Inledande Observationsdag och slutade vid Observationsdagen som infaller närmast före den relevanta Räntebetalningsdagen är mindre än N, noll.

"N" ska vara det tal som specificerats i de Slutliga Villkoren under rubriken "CLN Räntebestämmelser".

(l) **Tak Golv Float**

Om Villkoret 5(l) (*Tak Golv Float*) är specificerat i de relevanta Slutliga Villkoren, så blir Räntebeloppet för den tillämpliga Ränteperioden lika med Beräkningsbeloppet multiplicerat med:

- (a) det lägre av Lösenpristak och Justerad Referensräntesatsvarkastning; och
- (b) Dagberäkningsmetoden;

Den "**Justerade Referensräntesatsvarkastningen**" blir det högre av:

- (a) Gearingen multiplicerad med summan av Referenskursen och tillämplig Spread; och
- (b) Lösenprisgolv.

"**Spread**" blir det värde som är specificerat i de tillämpliga Slutliga Villkoren.

"**Gearing**" avser det värde som är specificerat i de tillämpliga Slutliga Villkoren.

(m) **Tak Golv**

Om detta Villkor 5(m) (*Tak Golv*) är specificerad som tillämpligt i de relevanta Slutliga Villkoren, så blir Räntebeloppet för den tillämpliga Ränteperioden lika med summan av Takbeloppet och Golvbeloppet.

"**Takbeloppet**" kommer vara lika med Beräkningsbeloppet multiplicerat med:

- (a) Takvärdet:
- (b) Hävstång (Tak);
- (c) Takavkastningen; och
- (d) Dagberäkningsmetoden.

"**Takvärdet**" kommer vara antingen 1, minus 1 eller noll, såsom specificerats i de tillämpliga Slutliga Villkoren.

"**Hävstång (Tak)**" blir det värde som specificerats i de tillämpliga Slutliga Villkoren.

"**Takavkastningen**" kommer vara det högre av (x) resultatet som erhålls genom att subtrahera Lösenpristaket från Referenskursen; och (y) noll.

"**Golvbeloppet**" kommer vara lika med Beräkningsbeloppet multiplicerat med:

- (a) Golvvärdet:
- (b) Hävstång (Golv);
- (c) Golvavkastningen; och
- (d) Dagberäkningsmetoden.

"**Golvvärdet**" är antingen 1, minus 1 eller noll, såsom specificerats i de tillämpliga Slutliga Villkoren.

"**Hävstång (Golv)**" kommer att vara det värde som specificerats i de tillämpliga Slutliga Villkoren.

"**Golvavkastningen**" kommer att vara det högre av (x) det resultat som erhålles genom att subtrahera Referenskursen från Lösenprisgolvet och (y) noll.

(n) **Tak Golv Spread**

Om detta Villkor 5(n) (*Tak Golv Spread*) är specificerad som tillämpligt i de relevanta Slutliga Villkoren, så kommer Räntebeloppet för den tillämpliga Ränteperioden vara lika med summan av Takspreadbelpet och Golvspreadbeloppet.

"**Takspreadbelpet**" kommer vara lika med Beräkningsbeloppet multiplicerat med:

- (a) Takvärdet:
- (b) Hävstång (Tak);
- (c) Takavkastningen; och
- (d) Dagberäkningsmetoden.

"**Takvärdet**" kommer att vara antingen 1, minus 1 eller noll, såsom specificerats de tillämpliga Slutliga Villkoren.

"**Hävstång (Tak)**" kommer vara det värde som specificerats i de tillämpliga Slutliga Villkoren.

**"Takavkastningen"** kommer vara det lägre av:

- (a) det resultat som erhålls genom att subtrahera Lösenpristak Lägre från Lösenpristak Högre; och
- (b) det högre av (x), resultatet som erhålls genom att subtrahera Lösenpristak Lägre från Referenskursen; och (y) noll.

**"Golvspreadbeloppet"** är lika med Beräkningsbeloppet multiplicerat medan:

- (a) Golvvärdet;
- (b) Hävstång (Golv);
- (c) Golvavkastningen; och
- (d) Dagberäkningsmetoden.

**"Golvvärdet"** är antingen 1, minus 1 eller noll, såsom specificerats i de tillämpliga Slutliga Villkoren.

**"Hävstång (Golv)"** kommer att vara det värde som specificerats i de tillämpliga Final Terms.

**"Golvavkastningen"** kommer att vara det lägre av:

- (a) det resultat som erhålles genom att subtrahera Lösenprisgolv Lägre från Lösenprisgolv Högre; och
- (b) det högre av (x) - det resultat som erhålles genom att subtrahera Referenskursen från Lösenprisgolv Högre och (y) noll.

(o) ***Range Accrual***

Om detta Villkor 5(o) (*Range Accrual*) är specificerat såsom tillämpligt i de relevanta Slutliga Villkoren, så är räntebeloppet för den tillämpliga ränteperioden lika med Beräkningsbeloppet multiplicerat med:

- (a) X
- (b) den Relevanta Proportionen; och
- (c) Dagberäkningsmetoden.

**"X"** ska vara det värde som specificerats i de tillämpliga Slutliga Villkoren

Den **"Relevanta Proportionen"** ska beräknas genom att dividera antalet dagar under den relevanta Ränteperioden under vilket Referenskursen, Referenstillgången eller Korgen är lägre än eller lika med Startkurs Högre och högre än eller lika med Startkurs Lägre, med det totala antalet dagar under den tillämpliga ränteperioden.

(p) ***Range Accrual In/Ut***

Om detta Villkor 5(p) (*Range Accrual In/Ut*) är specificerat som tillämpligt i de relevanta Slutliga Villkoren, så kommer Räntebeloppet för den tillämpliga Ränteperioden att vara lika med Beräkningsbeloppet multiplicerat med:

- (a) Justerad Spännviddsvärdeutveckling; och
- (b) Dagberäkningsmetoden.

**"Justerad Spännviddsvärdeutveckling "** kommer att vara högre än Lösenprisgolv och Spännviddsvärdeutveckling.

"**Spännviddsvärdeutveckling**" beräknas genom att subtrahera Spännviddsfallerande Värde från Spännviddsframgångsvärde, och dividera resultatet med det totala antalet dagar under den tillämpliga Rän-teperioden.

"**Spännviddsframgångsvärde**" är produkten av X och antalet dagar under den relevanta Rän-teperioden då Referenskursen var lägre än Startkurs Högre och högre än Startkurs Lägre.

Så "**Spännviddsfallerande Värde**" är produkten av Y och antalet dagar under den relevanta Rän-teperioden där Referenskursen är högre än Startkurs Högre eller lägre än Startkurs Lägre.

"X" och "Y" är de värden som specificeras i de tillämpliga Slutliga Villkoren.

(q) **Knock-Out Range Accrual**

Om detta Villkor 5(q) (*Knock-Out Range Accrual*) är specificerat som tillämpligt i de relevanta Slutliga Villkoren, så är räntesatsen för den tillämpliga Rän-teperioden lika med Beräkningsbeloppet multiplicerat med:

- (a) X
- (b) den Relevanta Proportionen; och
- (c) Dagberäkningsmetoden.

"X" ska vara det värde som specificerats i de tillämpliga Slutliga Villkoren.

Den "**Relevanta Proportionen**", i förhållande till varje tillämplig Rän-teperiod:

- (a) ska, om ingen Knock-Out-Händelse har inträffat i tidigare Rän-teperioder eller i den innevarande Rän-teperioden, vara 1 (ett);
- (b) ska, om en Knock-Out-Händelse inträffar för första gången i den innevarande Rän-teperioden, beräknas genom att dividera antalet Observationsdagar i den innevarande Rän-teperioden som infallit före Knock-Out-Händelsen med det totala antalet Observationsdagar i den tillämpliga Rän-teperioden;
- (c) ska, om en Knock-Out-Händelse har inträffat i en tidigare Rän-teperiod, vara 0 (noll).

"**Knock-Out-Händelse**" definieras som varje Observationsdag då Referenskursen är högre än Startkurs Högre eller lägre än Startkurs Lägre.

(r) **Binärt Tak/Golv**

Om detta Villkor 5(r) (*Binärt Tak/Golv*) är specificerat som tillämpligt i de relevanta Slutliga Villkoren, då:

Om Referenskursen är högre än eller lika med Lösenpristaket då är Rän-tebeloppet för den tillämpliga Rän-teperioden lika med Beräkningsbeloppet multiplicerat med:

- (a) X; och
- (b) Dagberäkningsmetoden.

Om Referenskursen är lägre än Lösenpristaket, så är Rän-tebeloppet för den tillämpliga Rän-teperioden lika med Beräkningsbeloppet multiplicerat med:

- (a) Z; och
- (b) Dagberäkningsmetoden.

Om Referenskursen är lägre än eller lika med Lösenprisgolv, så är Räntebeloppet lika med Beräkningsbeloppet multiplicerat med:

- (a) Y; och
- (b) Dagberäkningsmetoden.

Om Referenskursen är högre än Lösenprisgolv, så är Räntebeloppet lika med Beräkningsbeloppet multiplicerat med:

- (a) W; och
- (b) Dagberäkningsmetoden.

"W", "X", "Y" och "Z" kommer att vara värdena som specificerats i de tillämpliga Slutliga Villkoren.

(s) ***Binär Nollkupong***

Om detta Villkor 5(s) (*Binär Nollkupong*) är specificerat i de relevanta Slutliga Villkoren, så kommer Räntebeloppet att vara utbetalningsbart bara vid Återbetalningsdagen, och kommer att vara lika med:

- (a) produkten av Beräkningsbeloppet och den Periodisk Avkastningen, minus
- (b) Beräkningsbeloppet.

Den "**Periodiska Avkastningen**" är produkten av Referenskursavkastningen.

"**Referenskursavkastningen**" för varje tillämplig Referenskurs blir summan av:

- (a) 1; och
- (b) Rate-värdet multiplicerat med den tillämpliga Dagberäkningsmetoden

Där "**Rate-värdet**" kommer att vara X om Referenskursen är högre än K, eller Y om Referenskursen är lägre än eller lika med K.

"K", "X" och "Y" har de värden som specificerats i Slutliga Villkor.

(t) ***Inverterad Floater***

Om detta Villkor 5(t) (*Inverterad Floater*) är specificerad som tillämplig i de relevanta Slutliga Villkoren, så är Räntebeloppet för den tillämpliga Ränteperioden lika med produkten av Beräkningsbeloppet, Referenskursavkastningen och den tillämpliga Dagberäkningsmetoden.

"**Referenskursavkastningen**" blir summan av Y och det lägre av

- (a) Z och
- (b) det högre av: (x) noll; och (y) k multiplicerat med resultatet av att subtrahera Referenskursen från X.

"k", "X", "Y" och "Z" är värdena specificerade i de tillämpliga Slutliga Villkoren..

(u) ***Autocallable-nivå***

Om detta Villkor 5(u) (*Autocallable-nivå*) är specificerat som tillämpligt i de relevanta Slutliga Villkoren, då om Autocall-villkoret är uppfyllt vid någon tillämplig Värderingsdag under Ränteperioden, så kommer Räntebeloppet för den relevanta ränteperioden att vara lika med Beräkningsbeloppet, multiplicerat med X, multiplicerat med N och multiplicerat med den tillämpliga Dagberäkningsmetoden.



Om Autocallvillkoret inte är uppfyllt vid någon tillämplig Värderingsdag under den relevanta Ränteperioden, så blir Räntebeloppet för den relevanta Ränteperioden noll.

"N" betyder antalet Ränteperioder som har förlupit fram till och med Ränteperioden då Autocallvillkoret är uppfyllt, eller det andra värde som anges i de tillämpliga Slutliga Villkoren.

"X" är det värde som är specificerat i de tillämpliga Slutliga Villkoren.

Så "**Autocallvillkoret**" betyder att Referenskursen är högre än Kupongbarriärnivån, är lika med Kupongbarriärnivån, eller är lägre än Kupongbarriärnivån, såsom specificerats i de tillämpliga Slutliga Villkoren.

(v) **Digital Long**

Om detta Villkor 5(v) (*Digital Long*) är specificerat som tillämpligt i de relevanta Slutliga Villkoren, om Korgavkastningen för någon Räntebestämningdag är lika med eller överskrider Korglösenivån så blir Räntebeloppet lika med Beräkningsbeloppet multiplicerat med Kupongen.

Korgavkastningen bestäms i enlighet med Villkor 6(a)(i) ("*Basket Long*" struktur) eller Villkor 6(a)(ii) ("*Basket Short*" struktur) såsom närmare anges i Slutliga Villkor.

Om Korgavkastningen inte är lika med eller överskrider Korglösenivån vid någon Räntebestämningdag så blir Räntebeloppet noll.

(w) **Digital Short**

Om detta Villkor 5(w) (*Digital Short*) är specificerat som tillämpligt i de relevanta Slutliga Villkoren, om Korgavkastningen vid någon Räntebestämningdag är lika med eller lägre än Korglösenivån så blir Räntebeloppet för den relevanta Ränteperioden Beräkningsbeloppet multiplicerat med Kupongen.

Om Korgavkastningen är högre än Korglösenivån vid någon Räntebestämningdag så blir Räntebeloppet för den relevanta Ränteperioden noll.

Korgavkastningen bestäms i enlighet med Villkor 6(a)(i) ("*Basket Long*" struktur) eller Villkor 6(a)(ii) ("*Basket Short*" struktur) såsom närmare anges i Slutliga Villkor.

(x) **Best of/Worst of Digital Long**

Om detta Villkor 5(x) (*Best of/Worst of Digital Long*) är specificerat i de relevanta Slutliga Villkoren, då, om Referenstillgångsavkastningen för Referenstillgången med Nth bäst Värdeutveckling vid någon Räntebestämningdag är lika med eller överskrider Barriärnivån, blir Räntebeloppet för den relevanta Ränteperioden Beräkningsbeloppet multiplicerat med Kupongen.

Om Referenstillgångsavkastningen för Referenstillgången med Nth bäst Värdeutveckling understiger Barriärnivån vid någon Räntebestämningdag, så blir Räntebeloppet för den relevanta Ränteperioden noll.

Referenstillgången med "**Nth bäst Värdeutveckling**" blir den Referenstillgång som har Nth högst Referenstillgångsavkastningen, i enlighet med Villkor 6(a)(i) ("*Basket Long*" struktur) eller Villkor 6(a)(ii) ("*Basket Short*" struktur), såsom närmare anges i Slutliga Villkor, där "N" ska ha det värde som närmare anges i Slutliga Villkor.

(y) **Best of/Worst of Digital Short**

Om detta Villkor 5(y) (*Best of/Worst of Digital Short*) är specificerat som tillämpligt i de relevanta Slutliga Villkoren, då:

Om Referenstillgångsavkastningen för Referenstillgången med Nth bäst Värdeutveckling vid någon Räntebestämningdag är lika med eller lägre än Barriärnivån, så blir Räntebeloppet för den relevanta Ränteperioden Beräkningsbeloppet multiplicerat med Kupongen.

Om Värdeutvecklingen för Referenstillgången med Nth bäst Värdeutveckling överstiger Barriärnivån vid någon Räntebestämningdag, så blir Räntebeloppet för den relevanta Ränteperioden noll.

Referenstillgången med "**Nth bäst Värdeutveckling**" blir den Referenstillgång som har Nth högst Referenstillgångsavkastningen, i enlighet med Villkor 6(a)(i) ("*Basket Long*" struktur) eller Villkor 6(a)(ii) ("*Basket Short*" struktur), såsom närmare anges i Slutliga Villkor, där "N" ska ha det värde som närmare anges i Slutliga Villkor.

(z) **Worst of Digital Memory Kupong 2**

Om detta Villkor 5(z) (*Worst of Digital Memory Kupong 2*) är specificerat som tillämpligt i de relevanta Slutliga Villkoren, då kommer Räntebeloppet för den relevanta Ränteperioden beräknas genom att multiplicera Beräkningsbeloppet multipliceras med det högre av: (i) Räntenivån minus den Utbetalda Räntan och (ii) noll.

"**Räntenivå**" syftar, med hänsyn till alla Värderingsdagar, till produkten av N, Kupongbarriärnivån och Kupongen.

"N" kommer vara numret i ordningen för relevant Värderingsdag där den första Värderingsdagen har värdet N=1, den andra Värderingsdagen har värdet N=2 och så vidare.

"**Kupong**" kommer vara det värde som angivits i de tillämpliga Slutliga Villkoren, och

"**Kupongbarriärnivån**" kommer vara 1 om Referenstillgångsavkastningen (i enlighet med det angivna i Villkor 6(a)(i) ("*Basket Long*"-struktur) eller Villkor 6(a)(ii) ("*Basket Short*"-struktur), såsom specificeras i tillämpliga Slutliga Villkor) för varje Referenstillgång inom Korgen är högre än, eller lika med, Barriärnivån vid varje Räntebestämningdag, och annars lika med noll.

"**Utbetald ränta**" syftar till summan av alla räntor som har blivit betalda fram till (men exklusive) den relevanta Räntebestämningdagen.

(aa) **Digital Podium Long**

Om detta Villkor 5(aa) (*Digital Podium Long*) är specificerat som tillämpligt i de relevanta Slutliga Villkoren:

Om Referenstillgångsavkastningen hos varje Referenstillgång vid någon Räntebestämningdag är lika med eller överskrider den relevanta Barriärnivån, så blir Räntebeloppet för den relevanta Ränteperioden Beräkningsbeloppet multiplicerat med Kupongen.

Om Referenstillgångsavkastningen av var och en av de N Referenstillgångarna med bästa Värdeutvecklingarna är lika med eller överskrider den relevanta Barriärnivån vid någon Räntebestämningdag, så blir Räntebeloppet för den relevanta Ränteperioden Beräkningsbeloppet multiplicerat med Kupong 2.

Referenstillgångarna med de "**N bästa Värdeutvecklingarna**" Referenstillgångarna kommer att bli det förutbestämda antalet Referenstillgångar med den högsta Referenstillgångsavkastningen, såsom det bestäms i enlighet med Villkor 6(a)(i) ("*Basket Long*" struktur) eller Villkor 6(a)(ii) ("*Basket Short*"-struktur), såsom specificeras i tillämpliga Slutliga Villkor, där "N" ska vara det värde som närmare anges i Slutliga Villkor.

Om Referenstillgångsavkastningen för var och en av de N bästa Referenstillgångarna inte är lika med eller överskrider den relevanta Barriärnivån vid någon Räntebestämningdag, så blir Räntebeloppet för den relevanta Ränteperioden noll.

(bb) **Digital Podium Short**

Om detta Villkor 5(bb) (*Digital Podium Short*) är specificerat som tillämpligt i de relevanta Slutliga Villkoren, då:

Om Referenstillgångsavkastningen hos varje Referenstillgång vid någon Räntebestämningdag är lika med eller under den relevanta Barriärnivån, så blir Räntebeloppet för den relevanta Ränteperioden Beräkningsbeloppet multiplicerat med Kupongen.

Om Referenstillgångsavkastningen hos var och en av de N Referenstillgångarna med sämsta Värdeutvecklingarna är lika med eller under den relevanta Barriärnivån vid någon Räntebestämningdag, så blir Räntebeloppet för den relevanta Ränteperioden Beräkningsbeloppet multiplicerat med Kupong 2.

Referenstillgångarna med de "**N sämsta Värdeutvecklingarna**" kommer att bli ett på förhand specificerat antal Referenstillgångar med lägst Referenstillgångsavkastning, såsom det bestäms i enlighet med Villkor 6(a)(i) ("*Basket Long*" struktur) eller Villkor 6(a)(ii) ("*Basket Short*"-struktur), där "N" ska vara det värde som närmare anges i Slutliga Villkor.

Om Referenstillgångsavkastningen för var och en av de N Referenstillgångarna med sämsta Värdeutvecklingarna inte är lika med eller under den relevanta Barriärnivån vid någon Räntebestämningdag, så blir Räntebeloppet för den relevanta Ränteperioden noll.

(cc) ***Serier av Digitala***

Om detta Villkor 5(cc) (*Serier av Digitala*) är specificerat som tillämpligt i de relevanta Slutliga Villkoren, då blir Räntebeloppet för den relevanta Ränteperioden lika med det Justerade Beräkningsbeloppet multiplicerat med Kupongen.

Det "**Justerade Beräkningsbeloppet**" är Beräkningsbeloppet multiplicerat med ett bråk där täljaren är antalet Referenstillgångar med en Stängningskurs som är lika med eller högre än den relevanta Barriärnivån på varje Observationsdag under den relevanta Ränteperioden, och nämnaren är antalet Referenstillgångar inom Korgen.

(dd) ***Cash Settled Swaption Straddle***

Om detta Villkor 5(dd) (*Cash Settled Swaption Straddle*) är specificerat som tillämpligt i de relevanta Slutliga Villkoren, är Räntebeloppet för den relevanta Ränteperioden summan av Cash Settled Payer Swaption och Cash Settled Received Swaption.

"**Cash Settled Payer Swaption**" betyder ett belopp lika med Beräkningsbeloppet multiplicerat med:

- (a) Gearing Payer;
- (b) det högsta av noll och resultatet som fås genom att subtrahera Payer Strike från Referenskursen på den relevanta Värderingsdagen; och
- (c) Payer Annuity (Cash).

"**Gearing Payer**" betyder värdet som specificeras i de tillämpliga Slutliga Villkoren.

"**Payer Strike**" betyder värdet som specificeras i de tillämpliga Slutliga Villkoren.

"**Payer Annuity (Cash)**" betyder värdet som det nuvarande värdet av en "annuity payment" av 1 baserat på samma betalningsdagar och konventioner som den bestämda räntefoten i den underliggande swappen av swaptionen och beräknad av Beräkningsagenten på Värderingsdagen med användning av Referenskursen som rabattkurs.

"**Cash Settled Receiver Swaption**" betyder ett värde motsvarande Beräkningsbeloppet multiplicerat med:

- (a) Gearing Receiver;
- (b) det högsta av noll och resultatet som fås genom att subtrahera Referenskursen på Värderingstidpunkten på den relevanta Värderingsdagen från Receiver Strike; och
- (c) Receiver Annuity (Cash).

"**Gearing Receiver**" betyder värdet som specificeras i de tillämpliga Slutliga Villkoren.

"**Receiver Strike**" betyder värdet som specificeras i de tillämpliga Slutliga Villkoren.

"**Receiver Annuity (Cash)**" betyder värdet som det nuvarande värdet av en "annuity payment" av 1 baserat på samma betalningsdagar och konventioner som den bestämda räntefoten i den underliggande swappen av swaptionen och beräknad av Beräkningsagenten på Värderingsdagen med användning av Referenskursen som rabattkurs.

(ee) **Power Tak/Golv**

Om detta Villkor 5(ee) (*Power Tak/Golv*) är specificerat som tillämpligt i de relevanta Slutliga Villkoren, är Räntebeloppet för den relevanta Rän-teperioden lika med Beräkningsbeloppet multiplicerat med:

- (a) Räntesatsen; och
- (b) Dagberäkningsmetoden.

"**Räntesatsen**" betyder det lägsta av den Maximala Räntesatsen och Poweravkastningen.

"**Poweravkastningen**" betyder det högsta av: (i) noll och (ii) Justerade Referensräntesatsavkastningen, i bägge fall höjda till styrkan av Powerfaktorn.

"**Justerade Referensräntesatsavkastningen**" betyder produkten av Gearing och resultatet som fås av att subtrahera Startkursen från Referenskursen vid Värderingstidpunkten på den relevanta Värderingsdagen.

"**Gearing**" betyder värdet som specificeras i de tillämpliga Slutliga Villkoren.

"**Powerfaktorn**" betyder värdet som specificeras i de tillämpliga Slutliga Villkoren.

(ff) **Compounding Floater**

Om detta Villkor 5(ff) (*Compounding Floater*) är specificerat som tillämpligt i de relevanta Slutliga Villkoren, kommer Räntebeloppet för den relevanta Rän-teperioden betalas på Återbetalningsdagen och vara lika med Beräkningsbeloppet multiplicerat med den Kapitaliserade Räntesatsen.

"**Kapitaliserade Räntesatsen**" är den periodiskt kapitaliserade Räntesatsen, med hänsyn till den tillämpliga Dagberäkningsmetoden.

"**Räntesatsen**" är det lägsta av den Maximala Räntesatsen och Justerade Referensräntesatsavkastningen.

"**Justerade Referensräntesatsavkastningen**" betyder det högsta av:

- (i) Golvvärdet, och
- (ii) Gearing multiplicerad med summan av Referenskursen på den tillämpliga Värderingsdagen(-arna) och Spread.

"**Golvvärdet**" betyder värdet som specificeras i de tillämpliga Slutliga Villkoren.

"**Spread**" betyder värdet som specificeras i de tillämpliga Slutliga Villkoren.

"**Gearing**" betyder värdet som specificeras i de tillämpliga Slutliga Villkoren.

(gg) **Lock-In 1**

Om detta Villkor 5(gg) (*Lock-In 1*) är specificerat som tillämpligt i de relevanta Slutliga Villkoren, är Räntebeloppet för den relevanta Rän-teperioden lika med produkten av Beräkningsbeloppet, Räntesatsen och den tillämpliga Dagberäkningsmetoden.

**"Räntesatsen"** betyder:

- (a) om Referenskursen har uppfyllt Lock-In Villkoret vid Värderingstidpunkten på var Värderingsdag, kommer Räntesatsen var lika med den Fasta Räntan;
- (b) om Referenskursen inte har uppfyllt Lock-In Villkoret vid Värderingstidpunkten på var Värderingsdag, kommer Räntesatsen var det lägre av den Maximala Räntesatsen och Justerade Referensräntesatsavkastningen;

**"Lock-In Villkoret"** är uppfyllt om Referenskursen är antingen högre än Startkurs Högre eller lägre än Startkurs Lägre.

**"Fasta Räntan"** betyder värdet som specificeras i de tillämpliga Slutliga Villkoren.

**"Justerade Referensräntesatsavkastningen"** betyder det högsta av:

- (i) Golvvärdet, och
- (ii) summan av Referenskursen på Värderingstidpunkten på den relevanta Värderingsdagen och Spread, minus Startkursen.

**"Golvvärdet"** betyder värdet som specificeras i de tillämpliga Slutliga Villkoren.

**"Spread"** betyder värdet som specificeras i de tillämpliga Slutliga Villkoren.

(hh) ***Lock-In 2***

Om detta Villkor 5(hh) (*Lock-In 2*) är specificerat som tillämpligt i de relevanta Slutliga Villkoren, är Räntebeloppet för den relevanta Ränteperioden lika med produkten av Beräkningsbeloppet, Räntesatsen och den tillämpliga Dagberäkningsmetoden.

**"Räntesatsen"** betyder:

- (a) om Referenskursen inte har uppfyllt Lock in Villkoret vid Värderingstidpunkten på var Värderingsdag, kommer Räntesatsen var lika med den Fasta Räntan;
- (b) om Referenskursen har uppfyllt Lock-In Villkoret vid Värderingstidpunkten på var Värderingsdag, kommer Räntesatsen var det lägre av den Maximala Räntesatsen och Justerade Referensräntesatsavkastningen;

**"Lock-In Villkoret"** är uppfyllt om Referenskursen är antingen högre än Startkurs Högre eller lägre än Startkurs Lägre.

**"Fasta Räntan"** betyder värdet som specificeras i de tillämpliga Slutliga Villkoren.

**"Justerade Referensräntesatsavkastningen"** betyder det högsta av:

- (i) Golvvärdet, och
- (ii) summan av Referenskursen på Värderingstidpunkten på var Värderingsdag och Spridningen, minus Startkursen.

**"Golvvärdet"** betyder värdet som specificeras i de tillämpliga Slutliga Villkoren.

**"Spread"** betyder värdet som specificeras i de tillämpliga Slutliga Villkoren.

(ii) ***Snowball***

Om detta Villkor 5(ii) (*Snowball*) är specificerat som tillämpligt i de relevanta Slutliga Villkoren, är Räntebeloppet för den relevanta Ränteperioden lika med produkten av Beräkningsbeloppet, Räntesatsen och den tillämpliga Dagberäkningsmetoden.

**"Räntesatsen"** kommer vara lika med summan av Kupongavkastningen för varje tillämplig Värderingsperiod.

**"Kupongavkastningen"** kommer:

- (i) på Startdagen, vara Kupongen;
- (ii) på varje följande Värderingsdag, vara den Justerade Kupongen.

**"Justerade Kupongen"** kommer vara det högre av:

- (i) noll; och
- (ii) summan av:
  - (a) Kupongavkastningen på den direkt föregående Värderingsdagen; och
  - (b) produkten av (X) resultatet som fås genom att subtrahera Referenskursen på Värderingstidpunkten på den tillämpliga Värderingsdagen från Startkursen, och (Y) K.

**"K"** betyder värdet som specificeras i de tillämpliga Slutliga Villkoren.

(jj) ***Akkumulator***

Om detta Villkor 5(jj) (*Akkumulator*) är specificerat som tillämpligt i de relevanta Slutliga Villkoren, är Räntebeloppet för den relevanta Ränteperioden lika med produkten av Beräkningsbeloppet, Räntesatsen och den tillämpliga Dagberäkningsmetoden.

**"Räntesatsen"** kommer vara lika med Kupongavkastningen för varje tillämplig Värderingsperiod.

**"Kupongavkastningen"** kommer vara:

- (i) på Startdagen, den Initiala Kupongen;
- (ii) på varje följande Värderingsdag, summan av:
  - (a) Kupongavkastningen på den direkt föregående Värderingsdagen; och
  - (b) Justerade Kupongen.

**"Justerade Kupongen"** kommer vara Gearing multiplicerat med det högre av:

- (i) Golvvärdet; och
- (ii) resultatet som fås genom att subtrahera Startkursen från Referenskursen på Värderingstidpunkten på den relevanta Värderingsdagen.

**"Gearing"** betyder värdet som specificeras i de tillämpliga Slutliga Villkoren.

**"Golvvärdet"** betyder värdet som specificeras i de tillämpliga Slutliga Villkoren.

(kk) ***Binär Akkumulator***

Om detta Villkor 5(kk) (*Binär Akkumulator*) är specificerat som tillämpligt i de relevanta Slutliga Villkoren, är Räntebeloppet för den relevanta Ränteperioden lika med produkten av Beräkningsbeloppet, Räntesatsen och den tillämpliga Dagberäkningsmetoden.

**"Räntesatsen"** kommer vara lika med Kupongavkastningen för varje tillämplig Värderingsperiod.

**"Kupongavkastningen"** kommer:

- (i) på Startdagen, vara den Initiala Kupongen;
- (ii) på varje följande Värderingsdag, vara summan av:
  - (a) Kupongavkastningen på den direkt föregående Värderingsdagen; och
  - (b) Justerade Kupongen.

**"Justerade Kupongen"** kommer vara Gearing multiplicerat med det högre av:

- (i) Golvvärdet; och
- (ii) Kupongnivån.

”**Golvvärdet**” betyder värdet som specificeras i de tillämpliga Slutliga Villkoren.

**"Kupongnivån"** betyder:

- (a) om Referenskursen på Värderingstidpunkten på den tillämpliga Värderingsdagen är lägre än eller lika med X och högre än eller lika med Y, Kupongen; eller
- (b) annars, noll.

(kk) ***Betingat Tak/Golv***

Om detta Villkor 5(II) (*Betingat Tak/Golv*) är specificerat som tillämpligt i de relevanta Slutliga Villkoren, är Räntebeloppet för den relevanta Ränteperioden lika med produkten av Beräkningsbeloppet, Räntesatsen och den tillämpliga Dagberäkningsmetoden.

**"Räntesatsen"** kommer:

- (a) om Referenskursen 2 på Värderingstidpunkten på den tillämpliga Värderingsdagen är högre än eller lika med Lösenpris 2, vara det högsta av:
  - (i) noll, och
  - (ii) Gearing multiplicerad med resultatet som fås av att subtrahera Startkursen från Referensnivån på den tillämpliga Värderingsdagen.
- (b) om Referensräntan 2 på den tillämpliga Värderingsdagen är lägre än Lösenpris 2, vara noll.

**"Referenskursen 2"** betyder värdet som specificeras i de tillämpliga Slutliga Villkoren.

**"Lösenpris 2"** betyder värdet som specificeras i de tillämpliga Slutliga Villkoren.

**"Gearing"** betyder värdet som specificeras i de tillämpliga Slutliga Villkoren.

(ll) ***Dubbel Digital Tak***

Om detta Villkor 5(mm) (*Dubbel Digital Tak*) är specificerat som tillämpligt i de relevanta Slutliga Villkoren, är Räntebeloppet för den relevanta Ränteperioden lika med produkten av Beräkningsbeloppet, Räntesatsen och den tillämpliga Dagberäkningsmetoden.

**"Räntesatsen"** kommer:

- (a) om Referenskursen på Värderingstidpunkten på den tillämpliga Värderingsdagen är högre än eller lika med Startkursen och Referenskursen 2 vid Värderingstidpunkten på den tillämpligt Värderingsdagen är högre än eller lika med Lösenpris 2, vara Kupongen,

- (b) om Referenskursen på Värderingstidpunkten på den tillämpliga Värderingsdagen är lägre än Startkursen och/eller Referenskursen 2 vid Värderingstidpunkten på den tillämpliga Värderingsdagen är lägre än Lösenpris 2, vara noll.

"Referenskursen 2" betyder värdet som specificeras i de tillämpliga Slutliga Villkoren.

"Lösenpris 2" betyder värdet som specificeras i de tillämpliga Slutliga Villkoren.

(mm) **Dubbel Digital Golv**

Om detta Villkor 5(nn) (*Dubbel Digital Golv*) är specificerat som tillämpligt i de relevanta Slutliga Villkoren, är Räntebeloppet för den relevanta Ränteperioden lika med produkten av Beräkningsbeloppet, Räntesatsen och den tillämpliga Dagberäkningsmetoden.

"Räntesatsen" kommer:

- (a) om Referenskursen på Värderingstidpunkten på den tillämpliga Värderingsdagen är lägre än eller lika med Startkursen och Referenskursen 2 vid Värderingstidpunkten på den tillämpligt Värderingsdagen är lägre än eller lika med Lösenpris 2, vara Kupongen,
- (b) om Referenskursen på Värderingstidpunkten på den tillämpliga Värderingsdagen är högre än Startkursen och/eller Referenskursen 2 vid Värderingstidpunkten på den tillämpliga Värderingsdagen är högre än Lösenpris 2, vara noll.

"Referenskursen 2" betyder värdet som specificeras i de tillämpliga Slutliga Villkoren.

"Lösenpris 2" betyder värdet som specificeras i de tillämpliga Slutliga Villkoren.

(nn) **Binärt Inflationstak**

Om detta Villkor 5(oo) (*Binärt Inflationstak*) är specificerat som tillämpligt i de relevanta Slutliga Villkoren, är Räntebeloppet för den relevanta Ränteperioden lika med produkten av Beräkningsbeloppet, Räntesatsen och den tillämpliga Dagberäkningsmetoden.

"Räntesatsen" kommer:

m Inflationstakten är högre än eller lika med Startnivån vid Värderingstidpunkten på den tillämpliga Värderingsdagen, vara lika med Kupongen, annars kommer Räntesatsen vara noll.

(oo) **Binärt Inflationsgolv**

Om detta Villkor 5(pp) (*Binärt Inflationsgolv*) är specificerat som tillämpligt i de relevanta Slutliga Villkoren, är Räntebeloppet för den relevanta Ränteperioden lika med produkten av Beräkningsbeloppet, Räntesatsen och den tillämpliga Dagberäkningsmetoden.

"Räntesatsen" kommer:

om Inflationstakten är lägre än eller lika med Startnivån vid Värderingstidpunkten på den tillämpliga Värderingsdagen, vara lika med Kupongen, annars kommer Räntesatsen vara noll.

(pp) **Binärt Inflationsspann**

Om detta Villkor 5(qq) (*Binärt Inflationsspann*) är specificerat som tillämpligt i de relevanta Slutliga Villkoren, är Räntebeloppet för den relevanta Ränteperioden lika med produkten av Beräkningsbeloppet, Räntesatsen och den tillämpliga Dagberäkningsmetoden.

"Räntesatsen" kommer:

om Inflationstakten är högre än eller lika med Startkurs Lägre och lägre än eller lika med Startkurs Högre vid Värderingstidpunkten på den tillämpliga Värderingsdagen, vara lika med Kupongen, annars kommer Räntesatsen vara noll.



(qq) ***Inflationsspann Periodiserad***

Om detta Villkor 5(rr) (*Inflationsspann Periodiserad*) är specificerat som tillämpligt i de relevanta Slutliga Villkoren, är Räntebeloppet för den relevanta Ränteperioden lika med produkten av Beräkningsbeloppet, Räntesatsen och den tillämpliga Dagberäkningsmetoden.

"**Räntesatsen**" kommer vara lika med Kupongen multiplicerad med resultatet av bråket där täljaren är antalet Värderingsperioder som uppfyller det Periodiserat Spanns Villkoret, och där nämnaren är det totala antalet Värderingsperioder.

"**Periodiserat Spanns Villkoret**" betyder att Inflationstakten är högre än eller lika med Startkurs Lägre och lägre än Startkurs Högre vid Värderingstidpunkten på den tillämpliga Värderingsdagen.

(rr) ***Inflation Tak/Golv***

Om detta Villkor 5(ss) (*Inflation Tak/Golv*) är specificerat som tillämpligt i de relevanta Slutliga Villkoren, är Räntebeloppet för den relevanta Ränteperioden lika med produkten av Beräkningsbeloppet, Gearing, Inflationsavkastningen och den tillämpliga Dagberäkningsmetoden.

"**Gearing**" betyder värdet som specificeras i de tillämpliga Slutliga Villkoren.

"**Inflationsavkastningen**" kommer vara det högre av:

- (a) noll, och
- (b) produkten av Flaggan och resultatet av att subtrahera Startkursen från Inflationstakten vid Värderingstidpunkten på den tillämpliga Värderingsdagen.

"**Flaggan**" betyder värdet som specificeras i de tillämpliga Slutliga Villkoren.

(ss) ***Inflation Ömsesidig***

Om detta Villkor 5(tt) (*Inflation Ömsesidig*) är specificerat som tillämpligt i de relevanta Slutliga Villkoren, är Räntebeloppet för den relevanta Ränteperioden lika med produkten av summan av Inflationstaket och Inflationsgolvet, Beräkningsbeloppet den tillämpliga Dagberäkningsmetoden.

"**Inflationstaket**" kommer vara lika med produkten av Gearing (Tak) och det högre av;

- (a) resultatet som fås av att subtrahera Lösenpris Högre från Inflationstakten vid Värderingstidpunkten på den tillämpliga Värderingsdagen; och
- (b) noll.

"**Inflationsgolvet**" kommer vara lika med produkten av Gearing (Golv) och det högre av;

- (a) resultatet som fås av att subtrahera Lösenpris Lägre från Inflationstakten vid Värderingstidpunkten på den tillämpliga Värderingsdagen; och
- (b) noll.

"**Gearing (Tak)**" betyder värdet som specificeras i de tillämpliga Slutliga Villkoren.

"**Gearing (Golv)**" betyder värdet som specificeras i de tillämpliga Slutliga Villkoren.

"**Lösenpris Högre**" betyder värdet som specificeras i de tillämpliga Slutliga Villkoren.

"**Lösenpris Lägre**" betyder värdet som specificeras i de tillämpliga Slutliga Villkoren.

(tt) ***Inflation Tak Golv Spread***

Om detta Villkor 5(uu) (*Inflation Tak Golv Spread*) är specificerat som tillämpligt i de relevanta Slutliga Villkoren, är Räntebeloppet för den relevanta Ränteperioden lika med produkten av summan av Inflationstak Spread och Inflationsgolv Spread, Beräkningsbeloppet och den tillämpliga Dagberäkningsmetoden.

"**Inflation Tak Spread**" kommer vara lika med produkten av:

- (a) Takvärdet;
- (b) Hävstång (Tak); och
- (c) Takavkastningen

"**Takvärdet**" kommer vara antingen 1, minus 1 eller noll, såsom specificerat i de tillämpliga Slutliga Villkoren.

"**Hävstång (Tak)**" betyder värdet som specificeras i de tillämpliga Slutliga Villkoren.

"**Takavkastningen**" kommer vara det lägre av:

- (a) resultatet som fås av att subtrahera Lösenpristak Lägre från Lösenpristak Övre; och
- (b) det högre av (x) resultatet som fås av att subtrahera Lösenpristak Lägre från Inflationstakten vid Värderingstidpunkten på den tillämpliga Värderingsdagen; och (y) noll.

"**Inflation Golv Spread**" kommer vara lika med produkten av:

- (a) Golvvärdet;
- (b) Hävstång (Golv); och
- (c) Golvavkastningen

"**Golvvärdet**" kommer vara antingen 1, minus 1 eller noll, såsom specificerat i tillämpliga Slutliga Villkoren.

"**Hävstång (Golv)**" betyder värdet som specificeras i de tillämpliga Slutliga Villkoren.

"**Golvavkastningen**" kommer vara det lägre av:

- (a) resultatet som fås av att subtrahera Lösenprisgolv Lägre från Lösenprisgolv Högre; och
- (b) det högre av (x) resultatet som fås av att subtrahera Inflationstakten Värderingstidpunkten på den tillämpliga Värderingsdagen från Lösenprisgolv Högre; och (y) noll.

(uu) ***ZC Inflation Tak Golv***

Om detta Villkor 5(vv) (*ZC Inflation Tak Golv*) är specificerat som tillämpligt i de relevanta Slutliga Villkoren, är Räntebeloppet för den relevanta Ränteperioden lika med produkten av Beräkningsbeloppet, Gearing och det högre av:

- (a) noll; och
- (b) Inflationsavkastningen.

"**Gearing**" betyder värdet som specificeras i de tillämpliga Slutliga Villkoren.

"**Inflationsavkastningen**" kommer vara produkten av:

- (i) Flaggan, och

- (ii) resultatet som fås av att subtrahera Startkurs Avdragsbar från Inflationstakten vid Värderingstidpunkten på den tillämpliga Värderingsdagen.

**"Startkurs Avdragsbar"** betyder:

- (i) summan av 1 och Startkursen;  
(ii) upphöjd med Löptiden;  
(iii) minskat med 1.

**"Flaggan"** betyder värdet som specificeras i de tillämpliga Slutliga Villkoren.

**"Löptid"** betyder värdet som specificeras i de tillämpliga Slutliga Villkoren.

(vv) ***Inflationslänkad 1***

Om detta Villkor 5(wv) (*Inflationslänkad 1*) är specificerat som tillämpligt i de relevanta Slutliga Villkoren, är Räntebeloppet för den relevanta Ränteperioden lika med produkten av Beräkningsbeloppet, Gearing och Inflationsavkastningen.

**"Gearing"** betyder värdet som specificeras i de tillämpliga Slutliga Villkoren.

**"Inflationsavkastningen"** kommer vara det högre av:

- (i) noll, och  
(ii) summan av Inflationstakten vid Värderingstidpunkten på den tillämpliga Värderingsdagen och Spreaden.

**"Spreaden"** betyder värdet som specificeras i de tillämpliga Slutliga Villkoren.

(ww) ***Inflation Linker 2***

Om detta Villkor 5(wx) (*Inflation Linker 2*) är specificerat som tillämpligt i de relevanta Slutliga Villkoren, är Räntebeloppet för den relevanta Ränteperioden lika med produkten av Beräkningsbeloppet, Kupongen och Inflationsjustering.

**"Inflationsjustering"** kommer vara lika med resultatet som fås av att dela Inflationsindex vid Värderingstidpunkten på den tillämpliga Värderingsdagen med Inflationsindex på Startdagen.

**"Inflationsindex"** betyder värdet som specificeras i de tillämpliga Slutliga Villkoren.

(xx) ***Strip of Call Spreads***

Om detta Villkor 5(yy) (*Strip of Call Spreads*) är specificerat som tillämpligt i de relevanta Slutliga Villkoren, är Räntebeloppet för den relevanta Ränteperioden lika med produkten av Beräkningsbeloppet och det högre av:

- (a) Lägsta Korgavkastningen; och  
(b) det lägre av (i) Kupongen och (ii) Korgavkastningen (Ränta).

**"Korgavkastningen (Ränta)"** kommer vara summan av den Viktade Tillgångsavkastningen (Ränta) för varje Referenstillgång (Ränta) i Korgen.

**"Viktade Tillgångsavkastningen (Ränta)"** är genomsnittet av Referenstillgångsavkastningen (Ränta) multiplicerat med den tillämpliga Korgandelen (Ränta) för den relevanta Referenstillgången på varje Räntebestämningssdag.

**"Referenstillgångsavkastningen (Ränta)"** kommer vara resultatet som fås genom att dela Slutkursen för den relevanta Referenstillgången (Ränta) på den tillämpliga Räntebestämningssdagen med Startkursen och subtrahera Lösenprisnivån.

(yy) **Allmänna Villkor rörande ränta**

Om en Räntesats av någon anledning inte kan fastställas, vare sig det beror på en oförmåga att värdera någon specifik Referenstillgång eller en händelse som refereras till i första stycket av Villkor 22 (*Ansvarsbegränsning etc.*) eller beror på vilket som helst annat skäl, så ska ränta fortsätta att upplupas på Lånen till den räntesats som är tillämplig för den dåvarande Ränteperioden. Administrerande Institut (eller i tillämpliga fall Beräkningsagenten) skall, så snart den relevanta händelsen har upphört, beräkna den nya Räntesatsen som ska tillämpas från den andra Bankdagen efter det datum beräkningen gjordes tills den aktuella Ränteperioden utlöper.

Emittenten har rätt att utse en annan person, fysisk eller juridisk, för att utföra beräkningar i enlighet med dessa Villkor ("**Beräkningsagenten**"). Namnet på sådan Beräkningsagent ska specificeras i de tillämpliga Slutliga Villkoren.

Om Emittenten enligt dennes självständiga bedömning beslutar att räntan som faktiskt betalats till Fordringshavarna vid någon Räntebetalningsdag översteg beloppet på hur mycket ränta skulle betalas till Fordringshavarna, vid en sådan Räntebetalningsdag, såsom beräknats i enlighet med Villkor 5 (*Ränta*) (sådan belopp är en "**Överbetalning**"), så kan Emittenten reducera det belopp som ska betalas vid vilken som helst Räntebetalningsdag för att kompensera Emittenten för en sådan Överbetalning. Beloppet för ränta som ska dras av vid någon Räntebetalningsdag ska inte överstiga summan av alla Överbetalningar med avseende på de relevanta Lånen, minus alla eventuella tidigare avdrag i enlighet med Villkor 5(zz) (*Allmänna Villkor rörande ränta*). Emittenten ska meddela Låneinnehavare om eventuell reduktion av den räntesumma som är planlagd att betalas på en Räntebetalningsdag, och anledningarna därtill, åtminstone 2 Bankdagar före Räntebetalningsdagen. Sådan meddelande ska ges till Låneinnehavare i enlighet med bestämmelserna i Villkor 16 (*Meddelanden*).

(zz) **Valutakomponent (Ränta)**

Om "Valutakomponent (Ränta)" uppges vara tillämpligt på en eller flera Räntebetalningsdagar i tillämpliga Slutliga Villkor, ska Räntebeloppet för den relevanta Räntebetalningsdagen, bestämd i enlighet de av bestämmelserna i Villkor 5 (*Ränta*) ovan som ska tillämpas enligt tillämpliga Slutliga Villkor, vidare multipliceras med den tillämpliga Valutakomponenten (Ränta), i syfte att bestämma totala Räntebeloppet att erläggas till Fordringshavarna på den relevanta Räntebetalningsdagen.

6. **Återbetalning och köp**

(a) **Återbetalning på Återbetalningsdagen**

Emittenten ska lösa in Lånen till deras Återbetalningsbelopp på Återbetalningsdagen specificerad i de Slutliga Villkoren. Återbetalningsbeloppet fastställs enligt följande, men alltid med förbehåll för tillämpliga övriga bestämmelser i detta Villkor 6 (*Återbetalning och köp*):

Om "**Tilläggsbelopp**" är angett som tillämpligt i relevanta Slutliga Villkor ska Återbetalningsbeloppet vara antingen (i) summan av Basåterbetalningsbeloppet och Tilläggsbeloppet eller (ii) det värde som fås genom att subtrahera Tilläggsbeloppet från Basåterbetalningsbeloppet, såsom specificeras i Slutliga Villkor. Tilläggsbeloppet beräknas i enlighet med en av värdeutvecklingsstrukturerna listade nedan, såsom specificerat i relevanta Slutliga Villkor eller, om Villkor 6(g) (*Kombination av Strukturer*) är tillämpligt kommer Tilläggsbeloppet fastställas i enlighet med Villkor 6(g) (*Kombination av Strukturer*) baserat på en kombination av de nedan listade värdeutvecklingsstrukturerna, i varje fall såsom specificerat i relevanta Slutliga Villkor; eller

Om "**Tilläggsbelopp**" inte är angett som tillämpligt i relevanta Slutliga Villkor ska Återbetalningsbeloppet vara lika med Basåterbetalningsbeloppet eller bestämmas i enlighet med en av de övriga värdeutvecklingsstrukturerna som följer av detta Villkor 6(a) (*Återbetalning på Återbetalningsdagen*), i varje fall såsom specificerat i relevanta Slutliga Villkor.

De Slutliga Villkoren specificerar vilken av de följande resultatstrukturerna är tillämplig på varje Serie. Om Räntebeloppet som ska betalas på Återbetalningsdagen är ett negativt belopp, ska det

dras av från Återbetalningsbeloppet som bestäms i enlighet med detta Villkor 6 (*Återbetalning och köp*), med iakttagande av att Återbetalningsbeloppet aldrig ska vara lägre än noll.

Om resultatstrukturen specificerad i de Slutliga Villkoren är:

(i) *"Basket Long" struktur*

Tilläggsbeloppet beräknas genom att multiplicera Lånens Kapitalbelopp med Deltagandegraden och Korgavkastningen.

**"Korgavkastningen"** är summan av den Viktade Tillgångsavkastningen för varje Referenstillgång i Korgen, **dock att:**

- (A) om "Korggolv" är specificerat som tillämpligt i de relevanta Slutliga Villkoren, ska Korgavkastningen vara det högre av a) den Lägsta Korgavkastningen, och b) summan av den Viktade Tillgångsavkastningen för varje Referenstillgång i Korgen; eller
- (B) om "Korgtak" är specificerat som tillämpligt i de relevanta Slutliga Villkoren, ska Korgavkastningen vara det lägre av a) den Högsta Korgavkastningen, och b) summan av den Viktade Tillgångsavkastningen för varje Referenstillgång i Korgen.

Den **"Viktade Tillgångsavkastningen"** är Referenstillgångsavkastningen multiplicerad med det tillämpliga Korgandelen.

**"Referenstillgångsavkastningen"** är resultatet som erhålls genom division av Slutkursen för varje Referenstillgång med Startkursen och subtraktion av Lösenprisnivån, *dock att:*

- (A) om "Referenstillgång Golv" är specificerat som tillämpligt i de relevanta Slutliga Villkoren, ska Referenstillgångsavkastningen vara det högre av a) den Lägsta Referenstillgångsavkastningen, och b) Referenstillgångsavkastningen uträknat såsom anges i den föregående delen av denna definition; eller
- (B) om "Referenstillgång Tak" är specificerat som tillämpligt i de relevanta Slutliga Villkoren, ska Korgavkastningen vara det lägre av a) den Högsta Referenstillgångsavkastningen för den relevanta Referenstillgången, och b) Referenstillgångsavkastningen uträknat såsom anges i den föregående delen av denna definition.

(ii) *"Basket Short" struktur*

Tilläggsbeloppet beräknas genom att multiplicera Lånens Kapitalbelopp med Deltagandegraden och med Korgavkastningen.

**"Korgavkastning"** är summan av den Viktade Tillgångsavkastningen för varje Referenstillgång i Korgen, **dock att:**

- (A) om "Korggolv" är specificerat som tillämpligt i de relevanta Slutliga Villkoren, ska Korgavkastningen vara det högre av a) den Lägsta Korgavkastningen, och b) summan av den Viktade Tillgångsavkastningen för varje Referenstillgång i Korgen; eller
- (B) om "Korgtak" är specificerat som tillämpligt i de relevanta Slutliga Villkoren, ska Korgavkastningen vara det lägre av a) den Högsta Korgavkastningen, och b) summan av den Viktade Tillgångsavkastningen för varje Referenstillgång i Korgen.

Den **"Viktade Tillgångsavkastningen"** är Referenstillgångsavkastningen multiplicerad med det tillämpliga Korgandelen.

**"Referenstillgångsavkastningen"** kommer att fastställas genom att subtrahera från Startkursen och resultatet som erhållits genom att dividera Slutkursen för varje Referenstillgång med Startkursen, **dock att:**

- (A) om "Referenstillgång Golv" är specificerat som tillämpligt i de relevanta Slutliga Villkoren, ska Referenstillgångsavkastningen vara det högre av a) den Lägsta Referenstillgångsavkastningen för den relevanta Referenstillgången, och b) Referenstillgångsavkastningen uträknat såsom anges i den föregående delen av denna definition; eller
- (B) om "Referenstillgång Tak" är specificerat som tillämpligt i de relevanta Slutliga Villkoren, ska Korgavkastningen vara det lägre av a) den Högsta Referenstillgångsavkastningen för den relevanta Referenstillgången, och b) Referenstillgångsavkastningen uträknat såsom anges i den föregående delen av denna definition.

(iii) *"Barriär Outperformance" struktur*

om Korgavkastningen (fastställd i enlighet med Villkor 6(a)(i) ("*Basket Long*" struktur) eller Villkor 6(a)(ii) ("*Basket Short*" struktur)), såsom specificerat i de Slutliga Villkoren, på någon Värderingsdag överstiger Barriärnivån, kommer Tilläggsbeloppet att vara den Högsta Korgavkastningen. Om Korgavkastningen inte överstiger Barriärnivån på någon Värderingsdag, kommer Tilläggsbeloppet att vara noll.

(iv) *"Barriär Underperformance" struktur*

om Korgavkastningen (fastställd i enlighet med Villkor 6(a)(i) ("*Basket Long*" struktur) eller Villkor 6(a)(ii) ("*Basket Short*" struktur)), såsom specificerat i de Slutliga Villkoren, på någon Värderingsdag faller under Barriärnivån, kommer Tilläggsbeloppet att vara den Högsta Korgavkastningen. Om Korgavkastningen inte faller under Barriärnivån på någon Värderingsdag, kommer Tilläggsbeloppet att vara noll.

(v) *"Best of/Worst of Barriär Outperformance" struktur*

om Referenstillgångsavkastningen av den Nth bäst presterande Referenstillgången (såsom fastställt i enlighet med Villkor 6(a)(i) ("*Basket Long*" struktur) eller Villkor 6(a)(ii) ("*Basket Short*" struktur)), såsom specificerat i de Slutliga Villkoren, på någon Värderingsdag överstiger Barriärnivån, kommer Tilläggsbeloppet att vara den Högsta Korgavkastningen. Om Referenstillgångsavkastningen av den Nth bäst presterande Referenstillgången inte överstiger Barriärnivån på någon Värderingsdag, kommer Tilläggsbeloppet att vara noll.

Den "**Nth bäst presterande**" Referenstillgången ska vara den Referenstillgång med de Nth högsta Referenstillgångsavkastningen, där "**N**" ska vara värdet som specificeras i de Slutliga Villkoren.

(vi) *"Best of/Worst of Barriär Underperformance" struktur*

om Referenstillgångsavkastningen av den Nth bäst presterande Referenstillgången (såsom fastställt i enlighet med Villkor 6(a)(i) ("*Basket Long*" struktur) eller Villkor 6(a)(ii) ("*Basket Short*" struktur)), såsom specificerat i de Slutliga Villkoren, på någon Värderingsdag faller under Barriärnivån, kommer Tilläggsbeloppet att vara den Högsta Korgavkastningen. Om Referenstillgångsavkastningen av den Nth bäst presterande Referenstillgången inte faller under Barriärnivån på någon Värderingsdag, kommer Tilläggsbeloppet att vara Lånens noll.

Den "**Nth bäst presterande**" Referenstillgången ska vara den Referenstillgång med de Nth högsta Referenstillgångsavkastningen, där "**N**" ska vara värdet som specificeras i de Slutliga Villkoren.

(vii) *"Autocallstruktur Long"*

Om Lånen inte varit föremål för förtida återbetalning i enlighet med Villkor 6(p) (*Förtida Återbetalning av Lån med Värdeutvecklingsstrukturen Autocall*), kommer Tilläggsbeloppet att beräknas såsom följer:

- (A) Om en Riskbarriärhändelse inträffat på en Riskbarriärobservationsdag kommer Tilläggsbeloppet beräknas genom att multiplicera Lånens Kapitalbelopp med Deltagandegraden och det lägre av: (i) Korgavkastningen på Värderingsdagen och (ii) Högsta Korgavkastningen; eller
- (B) Om en Riskbarriärhändelse inte har inträffat på någon Riskbarriärobservationsdag kommer Tilläggsbeloppet beräknas genom att multiplicera Lånens Kapitalbelopp med Deltagandegraden 2 och det högre av (i) Korgavkastningen på Värderingsdagen och (ii) Lägsta Korgavkastningen.

**"Korgavkastningen"** beräknas på samma sätt som för "Basket Long" strukturen framställd i Villkor 6(a)(i) (*"Basket Long" struktur*) såvida inte Villkor 6(c) (*Best of/ Worst of Modifier*) är angett som tillämpligt i Slutliga Villkor varvid Korgavkastningen ska bytas ut mot Referenstillgångsavkastningen för den Referenstillgång med den Nth bästa värdeutvecklingen i enlighet med förutnämnda Villkor 6(a)(i) (*"Basket Long" struktur*).

(viii) *"Autocallstruktur – Short"*

Om Lånen inte varit föremål för förtida återbetalning i enlighet med Villkor 6(p) (*Förtida Återbetalning av Lån med Värdeutvecklingsstrukturen Autocall*), så kommer Tilläggsbeloppet att beräknas på samma sätt som beskrivs i Villkor 6(a)(vii) (*Autocallstruktur Long*) ovan, förutom att **"Korgavkastningen"** och **"Referenstillgångsavkastningen"** kommer bestämmas på samma sätt som för **"Basket Short"**-strukturen som framgår av Villkor 6(a)(ii) (*"Basket Short" struktur*).

(ix) *"Replacement Basket" struktur*

Tilläggsbeloppet kommer beräknas genom att multiplicera Lånens Kapitalbelopp med Deltagandegraden och Korgavkastningen.

**"Korgavkastning"** är summan av den Viktade Tillgångsavkastningen för varje Referenstillgång i Korgen.

Den **"Viktade Tillgångsavkastningen"** är Referenstillgångsavkastningen multiplicerad med den tillämpliga Korgandelen, *förutsatt att* Referenstillgångsavkastningen av de Nth bäst presterande Referenstillgångarna kommer att ersättas med Ersättningsfaktorn i syfte att fastställa den Viktade Referensavkastningen.

De **"N bäst presterande Referenstillgångarna"** kommer att vara antalet "N" av Referenstillgångar (såsom specificerat i de Slutliga Villkoren) med den högsta Referenstillgångsavkastningen.

**"Referenstillgångsavkastningen"** är resultatet som erhålls genom division av Slutkursen för varje Referenstillgång med Startkursen och subtraktion av Lösenprisnivån.

(x) *"Locally Capped Basket" struktur*

Tilläggsbeloppet kommer beräknas genom att multiplicera Lånens Kapitalbelopp med Deltagandegraden och med Korgavkastningen.

**"Korgavkastning"** är summan av den Viktade Tillgångsavkastningen för varje Referenstillgång i Korgen.

Den "**Viktade Tillgångsavkastningen**" är den lägre av: (i) Referenstillgångsavkastningen och (ii) den Maximala Värdeutvecklingen, i bägge fall multiplicerad med den tillämpliga Korgandelen.

"**Referenstillgångsavkastningen**" är resultatet som erhålls genom division av Slutkursen för varje Referenstillgång med Startkursen och subtraktion av Lösenprisnivån.

(xi) *"Rainbow Basket" struktur*

Tilläggsbeloppet kommer beräknas genom att multiplicera Lånens Kapitalbelopp med Deltagandegraden och med Korgavkastningen.

"**Korgavkastning**" kommer beräknas i enlighet med antingen "Basket Long"-strukturen som framgår av Villkor 6(a)(i) ("*Basket Long*" struktur) eller "Basket Short"-strukturen som framgår av Villkor 6(a)(ii) ("*Basket Short*" struktur), såsom närmare anges i Slutliga Villkor.

"**Korgandelen**" kommer att fastställas på basis av Rainbow Basketandelen.

(xii) *"Booster Short" struktur*

Om Korgavkastningen är högre än eller lika med Korgens Startvärde, kommer Tilläggsbeloppet beräknas genom att multiplicera Lånens Kapitalbelopp med Deltagandegraden och med Korgavkastningen.

Om Korgavkastningen understiger Korgens Startvärde, kommer Tilläggsbeloppet beräknas genom att multiplicera Lånens Kapitalbelopp med Deltagandegrad 2 och Korgavkastningen (vilket kan resultera i ett Återbetalningsbelopp som är lägre än Lånens Kapitalbelopp).

"**Korgavkastningen**" beräknas på samma sätt som för "Basket Short" strukturen i Villkor 6(a)(ii) ("*Basket Short*" struktur).

I syfte att beräkna Korgavkastningen, ska "**Referenstillgångsavkastning**" vara resultatet som erhålls genom att subtrahera från Startkursen resultatet som erhålls genom att dividera Slutkursen för varje Referenstillgång med Startkursen.

(xiii) *"Booster Long" struktur*

Om Korgavkastningen är högre än eller lika med Korgens Startvärde, kommer Tilläggsbeloppet beräknas genom att multiplicera Lånens Kapitalbelopp med Deltagandegraden och med Korgavkastningen.

Om Korgavkastningen understiger Korgens Startvärde, kommer Tilläggsbeloppet beräknas genom att multiplicera Lånens Kapitalbelopp med Deltagandegrad 2 och med Korgavkastningen (vilket kan resultera i ett Återbetalningsbelopp som är lägre än Lånens Kapitalbelopp).

"**Korgavkastningen**" beräknas på samma sätt som för "Basket Long" strukturen framställd i Villkor 6(a)(i) ("*Basket Long*" struktur).

(xiv) *"Booster Riskbarriär Short" struktur*

Om Korgavkastningen är lika med eller högre än Korgens Startvärde på den slutliga Värderingsdagen, kommer Tilläggsbeloppet beräknas genom att multiplicera Lånens Kapitalbelopp med Deltagandegraden och Korgavkastningen på den slutliga Värderingsdagen.

Om Korgavkastningen är lika med eller högre än Barriärnivån på varje Värderingsdag men under Korgens Startvärde på den slutliga Värderingsdagen, kommer Tilläggsbeloppet att vara noll.



Om Korgavkastningen är under Barriärnivån på en Värderingsdag och under Korgens Startvärde på den slutliga Värderingsdagen, kommer Tilläggsbeloppet beräknas genom att multiplicera Lånens Kapitalbelopp med Deltagandegrad 2 och Korgavkastningen på den slutliga Värderingsdagen (vilket kan resultera i ett Återbetalningsbelopp som är lägre än Lånens Kapitalbelopp).

**"Korgavkastningen"** beräknas på samma sätt som för "Basket Short" strukturen i Villkor 6(a)(ii) ("*Basket Short*" struktur).

(xv) "*Booster Risk Barriär Long*" struktur

Om Korgavkastningen är lika med eller högre än Korgens Startvärde på den slutliga Värderingsdagen, kommer Tilläggsbeloppet beräknas genom att multiplicera Lånens Kapitalbelopp med Deltagandegraden och med Korgavkastningen på den slutliga Värderingsdagen.

Om Korgavkastningen är lika med eller högre än Barriärnivån på varje Värderingsdag men under Korgens Startvärde på den slutliga Värderingsdagen, kommer Tilläggsbeloppet att vara noll.

Om Korgavkastningen är under Barriärnivån på en Värderingsdag och under Korgens Startvärde på den slutliga Värderingsdagen, kommer Tilläggsbeloppet beräknas genom att multiplicera Lånens Kapitalbelopp med Deltagandegrad 2 och Korgavkastningen på den slutliga Värderingsdagen (vilket kan resultera i ett Återbetalningsbelopp som är lägre än Lånens Kapitalbelopp).

**"Korgavkastningen"** kommer att beräknas på samma sätt som för den "Basket Long"-strukturen angiven i Villkor 6(a)(i) ("*Basket Long*" struktur).

För beräkning av Korgavkastningen, ska **"Referenstillgångsavkastning"** vara resultatet som erhålls genom division av Slutkursen för varje Referenstillgång med Startkursen, och subtraktion av Startkursen.

(xvi) "*Twin-Win*" struktur

Om Korgavkastningen, beräknad på samma sätt som för "Basket Long"-strukturen angiven i Villkor 6(a)(i) ("*Basket Long*" struktur), är lika med eller högre än Barriärnivå 2 på den eller de relevanta Värderingsdagarna, kommer Tilläggsbeloppet beräknas genom att multiplicera Lånens Kapitalbelopp med Deltagandegraden och med Korgavkastningen på Twin-Win Värderingsdagen, beräknat på samma sätt som för "Basket Long"-strukturen angiven i Villkor 6(a)(i) ("*Basket Long*" struktur).

Om Korgavkastningen, beräknad på samma sätt som för "Basket Long"-strukturen angiven i Villkor 6(a)(i) ("*Basket Long*" struktur), är lika med eller högre än Barriärnivå 1 på den eller de relevanta Värderingsdagarna men under Barriärnivå 2 på den eller de relevanta Värderingsdagarna, kommer Tilläggsbeloppet beräknas genom att multiplicera Lånens Kapitalbelopp med Deltagandegrad 2 och Korgavkastningen på Twin-Win Värderingsdagen, beräknat på samma sätt som för "Basket Short"-strukturen angiven i Villkor 6(a)(ii) ("*Basket Short*" struktur).

Om Korgavkastningen, beräknad på samma sätt som för "Basket Long"-strukturen angiven i Villkor 6(a)(i) ("*Basket Long*" struktur), är lägre än Barriärnivå 1 på den eller de relevanta Värderingsdagarna och under Barriärnivå 2 på den eller de relevanta Värderingsdagarna, kommer Tilläggsbeloppet beräknas genom att multiplicera Lånens Kapitalbelopp med Deltagandegrad 3 och Korgavkastningen på Twin-Win Värderingsdagen, beräknat på samma sätt som för "Basket Long"-strukturen angiven i Villkor 6(a)(i) ("*Basket Long*" struktur) Korgavkastningen (vilket kommer resultera i ett Återbetalningsbelopp som är lägre än Lånens Kapitalbelopp).

(xvii) *"Bonus Booster Short" struktur*

Om Korgavkastningen är lika med eller högre än Korgens Startvärde på den slutliga Värderingsdagen och under Barriärnivån på någon Värderingsdag, kommer Tilläggsbeloppet beräknas genom att multiplicera Lånens Kapitalbelopp med Deltagandegrad och med Korgavkastningen på den slutliga Värderingsdagen.

Om Korgavkastningen är under Barriärnivån på en Värderingsdag och under Korgens Startvärde på den slutliga Värderingsdagen, kommer Tilläggsbeloppet beräknas genom att multiplicera Lånens Kapitalbelopp med Deltagandegrad 2 och Korgavkastningen på den slutliga Värderingsdagen (vilket kan resultera i ett Återbetalningsbelopp som är lägre än Lånens Kapitalbelopp).

Om Korgavkastningen aldrig är under Barriärnivån på någon Värderingsdag, blir Tilläggsbeloppet lika med det högre av:

- (A) Lånens Kapitalbelopp multiplicerat med Kupongen; och
- (B) det beräknade beloppet genom att multiplicera Lånens Kapitalbelopp med Deltagandegraden och med Korgavkastningen på den slutliga Värderingsdagen.

**"Basket Return"** kommer att beräknas på samma sätt som för den "Basket Short"-struktur angiven i Villkor 6(a)(ii) (*"Basket Short" struktur*).

För syftet att beräkna Korgavkastningen, ska **"Referenstillgångsavkastning"** vara resultatet som erhålls genom att subtrahera från Startkursen resultatet som erhålls genom att dividera Slutkursen för varje Referenstillgång med Startkursen.

(xviii) *"Bonus Booster Long" struktur*

Om Korgavkastningen är lika med eller högre än Korgens Startvärde på den slutliga Värderingsdagen och under Barriärnivån på någon Värderingsdag, kommer Tilläggsbeloppet beräknas genom att multiplicera Lånens Kapitalbelopp med Deltagandegraden och med Korgavkastningen på den slutliga Värderingsdagen.

Om Korgavkastningen är under Barriärnivån på en Värderingsdag och under Korgens Startvärde på den slutliga Värderingsdagen, kommer Tilläggsbeloppet beräknas genom att multiplicera Lånens Kapitalbelopp med Deltagandegrad 2 och Korgavkastningen på den slutliga Värderingsdagen (vilket kan resultera i ett Återbetalningsbelopp som är lägre än Lånens Kapitalbelopp).

Om Korgavkastningen aldrig är under Barriärnivån på någon Värderingsdag, blir Tilläggsbeloppet lika med det högre av:

- (A) Lånens Kapitalbelopp multiplicerat med Kupongen; och
- (B) det beräknade beloppet genom att multiplicera Lånens Kapitalbelopp med Deltagandegraden och med Korgavkastningen på den slutliga Värderingsdagen.

**"Korgavkastningen"** kommer att beräknas på samma sätt som för den "Basket Long"-struktur angiven i Villkor 6(a)(i) (*"Basket Long" struktur*).

I syfte att beräkna Korgavkastningen, kommer "Referenstillgångsavkastningen" att vara det resultat som erhålles genom att dividera Slutkursen för varje Referenstillgång med Startkursen, och subtrahera Startkursen.

(xix) *"Periodsumme" struktur*

Tilläggsbeloppet kommer att beräknas genom att multiplicera Lånens Kapitalbelopp med Deltagandegraden och det högsta av:

- (i) den Slutliga Lock-In-Nivån;

- (ii) Periodsumme-Avkastningen; och
- (iii) det Globala Golvet.

Den "**Slutliga Lock-In-Nivån**" innebär den högsta Lock-In-Nivå som nås eller överskrids av den sammantagna Korgavkastningen vid någon Värderingsdag.

"**Lock-In-Nivån**" innebär varje nivå som specificeras som sådan i de tillämpliga Slutliga Villkoren.

"**Periodsumme-Avkastningen**" innebär det lägre av:

- (i) det Globala Taket; och
- (ii) den Justerade Kupongen.

Den "**Justerade Kupongen**" innebär den Initiala Kupongen plus den sammantagna Korgavkastningen vid den senaste Värderingsdagen.

Det "**Globala Taket**" innebär det värde som specificerats i de tillämpliga Slutliga Villkoren. Om det Globala Taket är specificerat som inte tillämpligt i Slutliga Villkoren, ska det Globala Taket tillskrivas ett noterat oändligt värde i syfte att beräkna Återbetalningsbeloppet.

Det "**Globala Golvet**" innebär det värde som specificerats i de tillämpliga Slutliga Villkoren. Om det Globala Golvet har specificerats som inte tillämpligt i de Slutliga Villkoren, ska det Globala Golvet tillskrivas ett noterat värde på noll, i syfte att beräkna Återbetalningsbeloppet.

Den "**Initiala Kupongen**" innebär det värde som specificerats i de tillämpliga Slutliga Villkoren.

Den "**Sammantagna Korgavkastningen**" för varje Värderingsperiod (den "**Relevanta Värderingsperioden**") kommer att vara summan av de Justerade Periodiska Korgavkastningarna för varje Värderingsperiod fram till och inkluderande den relevanta Värderingsperioden.

Den "**Justerade Periodiska Korgavkastningen**" för varje tillämplig Värderingsperiod kommer att vara det högre av:

- (A) Det Lokala Golvet; och
- (B) det lägre av: (a) det Lokala Taket och (b) den Ojusterade Periodiska Korgavkastningen.

Det "**Lokala Taket**" innebär det värde som specificerats i de tillämpliga Slutliga Villkoren. Om det Lokala Taket är specificerat som inte tillämpligt i de Slutliga Villkoren, ska det Lokala Taket tillskrivas ett noterat oändligt värde i syfte att beräkna Återbetalningsbeloppet.

Det "**Lokala Golvet**" innebär det värde som specificerats i de tillämpliga Slutliga Villkoren. Om det Lokala Golvet är specificerat som inte tillämpligt i de Slutliga Villkoren, ska det lokala golvet tillskrivas ett noterat värde om noll i syfte att beräkna Återbetalningsbeloppet.

Den "**Ojusterade Periodiska Korgavkastningen**" är det resultat som erhålles genom att ta summan av de viktade avkastningarna på tillgångarna vid tillämplig Värderingsdag, och subtrahera summan av de viktade avkastningarna på tillgångarna vid den omedelbart föregående Värderingsdagen, och uttrycka detta resultat som en procentandel av summan av de viktade avkastningarna på tillgångarna vid den omedelbart föregående Värderingsdagen.

Den "**Viktade Tillgångsavkastningen**" är Referenstillgångsavkastningen multiplicerad med den tillämpliga Korgandelen.

"**Referenstillgångsavkastningen**" är resultatet som erhålls genom division av Slutkursen för varje Referenstillgång med Startkursen och subtraktion av Startkursen.

(xx) "*Omvänd Periodsumme*" struktur

Tilläggsbeloppet kommer att beräknas på samma sätt som för den "*Periodsumme*"-struktur som anges i Villkor 6(a)(xix), med reservation för att definitionen av "*Justerad Kupong*" ska lyda som följer:

Den "**Justerade Kupongen**" innebär den Initiala Kupongen minus den sammantagna Korgavkastningen vid den allra senast inträffade Värderingsdagen

(xxi) "*Ersättande periodsumme*" -struktur

Tilläggsbeloppet kommer att beräknas på samma sätt som för den "*Periodsumme*"-struktur som anges i Villkor 6(a)(xix), med reservation för att definitionen av "*Justerad Periodisk Korgavkastning*" ska lyda som följer:

Den "**Justerade Periodiska Korgavkastningen**" för varje tillämplig Värderingsperiod ska vara den ojusterade periodiska Korgavkastningen, med reservation för att med avseende på Värderingsperioderna med de N högsta ojusterade periodiska Korgavkastningarna, ska den ojusterade periodiska Korgavkastningen ersättas med den relevanta låsta periodiska Korgavkastning som specificerats i de Slutliga Villkoren.

"N" ska ha ett sig tilldelat värde i de tillämpliga Slutliga Villkoren.

"**Låst periodisk Korgavkastning (Fixed Periodic Basket Return)**" ska vara efter vad som specificerats i de tillämpliga Slutliga Villkoren.

(xxii) "*Omvänd Ersättning Periodsumme*" struktur

Tilläggsbeloppet kommer att beräknas på samma sätt som för den "*Reverse Periodsumme*"-struktur som anges i Villkor 6(a)(xx), med reservation för att definitionen av "*justerad periodisk Korgavkastning*" ska lyda som följer:

Den "**justerade periodiska Korgavkastningen**" för varje tillämplig Värderingsperiod ska vara den ojusterade periodiska Korgavkastningen, med reservation för att med avseende på Värderingsperioderna med de N högsta ojusterade periodiska Korgavkastningarna, ska den ojusterade periodiska Korgavkastningen ersättas med den relevanta låsta periodiska Korgavkastning som specificerats i de Slutliga Villkoren.

"N" ska ha ett sig tilldelat värde i de tillämpliga Slutliga Villkoren.

"**Låst periodisk Korgavkastning**" ska vara så som specificerats i de tillämpliga Slutliga Villkoren

(xxiii) "*Rainbow Ersättande periodsumme*" -struktur

Tilläggsbeloppet kommer att beräknas genom att multiplicera Lånens Kapitalbelopp med Deltagandegrad och det högre av:

- (i) den Lägsta Korgavkastningen; och
- (ii) summan av den Viktade Ersättningen av Periodsummeprestationen för varje Referenstillgång i Korgen.

Den "**Viktade Ersättningen av Periodsummeprestationen**" kommer att vara Periodsummeersättningsprestationen för den relevanta Referenstillgången, multiplicerad med den tillämpliga Korgandelen.

"**Korgandelen**" bestäms baserat på Korgandelen i Periodsumme-ersättningen.

"**Periodsummeersättningsprestationen**" kommer att vara summan av de Justerade Periodiska Referenstillgångarnas Avkastning för den relevanta Referenstillgången i varje Värderingsperiod.

"**Justerade Periodiska Referenstillgångarnas Avkastning**" för varje tillämplig Värderingsperiod kommer att vara avkastningen från den Periodiska Referenstillgången, med reservation för att med avseende på Värderingsperioderna med de N högsta avkastningarna från den periodiska Referenstillgången ska avkastningen från Referenstillgången ersättas med den relevanta avkastningen från den låsta Referenstillgång som som specificerats i de Slutliga Villkoren.

"N" ska ha det värde som det tilldelats under de tillämpliga Slutliga Villkoren

"**Avkastningen från den Fasta Referenstillgången**" ska vara enligt vad som specificerats under de tillämpliga Slutliga Villkoren.

"**Avkastningen från den Periodiska Referenstillgången**" kommer att vara det resultat (uttryckt som en procentandel) som erhålles genom att dividera Slutkursen för varje Referenstillgång med startpriset, och subtrahera 100 procent.

"**Startpriset**" kommer att vara Stängningskursen för den relevanta Referenstillgången på Värderingsdagen omedelbart föregående början på applikationens Värderingsperiod.

"**Slutkursen**" kommer att vara Stängningskursen för den relevanta Referenstillgången på Värderingsdagen vid slutet av den tillämpliga Värderingsperioden.

(xxiv) *Omvänd Konvertibel struktur*

Om Korgavkastningen är lika med eller högre än Korgens Startvärde, kommer Återbetalningsbeloppet att bli lika med Lånens Kapitalbelopp.

Om Korgavkastningen är under Korgens Startvärde, kommer Återbetalningsbeloppet att beräknas genom att multiplicera Lånens Kapitalbelopp med en Deltagandegrad och Korgavkastningen, och addera det resulterande negativa beloppet till från Lånens Kapitalbelopp (i vilket fall Återbetalningsbeloppet kommer vara lägre än Lånens Kapitalbelopp).

"**Korgavkastningen**" kommer att beräknas på samma sätt som för "Basket Long"-strukturen som anges i Villkor 6(a)(i) ("*Basket Long*"-struktur) eller "Basket Short"-strukturen som anges i Villkor 6(a)(ii) ("*Basket Short*"-struktur), enligt vad som anges i de tillämpliga Slutliga Villkoren.

(xxv) *Omvänd Konvertibel Riskbarriärstruktur*

Om Korgavkastningen är under Barriärnivån vid någon Värderingsdag, och på den slutliga Värderingsdagen Korgavkastningen är under den Korgs Startvärde, kommer Återbetalningsbeloppet att beräknas genom att multiplicera Lånens Kapitalbelopp med Deltagandegraden och Korgavkastningen, och addera det resulterande negativa beloppet till Lånens Kapitalbelopp (i vilket fall Återbetalningsbeloppet kommer vara lägre än Lånens Kapitalbelopp). Annars kommer Återbetalningsbeloppet att vara lika med Lånens Kapitalbelopp.

"**Korgavkastningen**" kommer att beräknas på samma sätt som för "Basket Long"-strukturen som anges i Villkor 6(a)(i) ("*Basket Long*"-struktur) eller "Basket Short"-strukturen som anges i Villkor 6(a)(ii) ("*Basket Short*"-struktur), enligt vad som anges i de tillämpliga Slutliga Villkoren.

(xxvi) *"Best of/Worst of" Omvänd Konvertibel struktur*

Om den Nth bästa Referenstillgångsavkastningen är lägre än Barriärnivån på någon Värderingsdag och under den ursprungliga Korgnivån på den slutliga Värderingsdagen, ska Återbetalningsbeloppet beräknas genom att multiplicera Lånens Kapitalbelopp med Deltagandegraden och den Nth bästa Referenstillgångsavkastningen och addera det negativa resultatet till Lånens Kapitalbelopp. I detta fall kommer Återbetalningsbeloppet bli lägre än Lånens Kapitalbelopp. Annars kommer Återbetalningsbeloppet att vara lika med Lånens Kapitalbelopp.

Den "**Nth bästa Referenstillgångsavkastningen**" är den Avkastning på Referenstillgången som är Nth högst, där "N" ska vara det värde som framgår av Slutliga Villkor.

**"Referenstillgångsavkastningen"** är det resultat som fås genom att dela Slutkursen för varje Referenstillgång med Startkursen och subtrahera Lösenprisnivån.

(xxvii) *Up and In Option*

Tilläggsbeloppet kommer att beräknas genom att multiplicera Lånens Kapitalbelopp med Deltagandegraden, Knock-In-Faktorn och det högre av:

- (A) noll, och
- (B) Korgavkastningen.

**"Knock-In-Faktorn"** innebär:

- (A) ett värde lika med 1 om Korgavkastningen vid någon Värderingsdag är på eller över Barriärnivån,
- (B) ett värde lika med noll om Korgavkastningen inte är på eller över Barriärnivån vid någon Värderingsdag.

**"Korgavkastningen"** kommer att beräknas på samma sätt som för "Basket Long"-strukturen som anges i Villkor 6(a)(i) ("*Basket Long*"-struktur) eller "Basket Short"-strukturen som anges i Villkor 6(a)(ii) ("*Basket Short*"-struktur), enligt vad som anges i de tillämpliga Slutliga Villkoren.

(xxviii) *Up and Out Option*

Tilläggsbeloppet kommer att beräknas genom att multiplicera Lånens Kapitalbelopp och det högsta av:

- (A) noll;
- (B) summan av att multiplicera Rabatten och Knock-Out-Faktorn; och
- (C) resultatet av att multiplicera Deltagandegraden, Knock-Out-Differentialen och Korgavkastningen. och Knock-Out-Faktorn.

**"Knock-Out-Faktorn"** innebär:

- (A) ett värde lika med 1 om Korgavkastningen på någon Värderingsdag är över Barriärnivån;
- (B) ett värde lika med noll om Korgavkastningen inte är över Barriärnivån på någon Värderingsdag.

**"Rabatten"** syftar till det värde som anges i de Slutliga Villkoren

**"Knock-Out-Differentialen"** syftar till skillnaden mellan 1 och Utslagsfaktorn.

**"Korgavkastningen"** kommer att beräknas på samma sätt som för "Basket Long"-strukturen som anges i Villkor 6(a)(i) ("*Basket Long*"-struktur) eller "Basket Short"-strukturen som anges i Villkor 6(a)(ii) ("*Basket Short*"-struktur), enligt vad som anges i de tillämpliga Slutliga Villkoren.

(xxix) *Worst of Down and Out Basket Option*

Tilläggsbeloppet kommer att beräknas genom att multiplicera Lånens Kapitalbelopp med det högsta av:

- (A) noll, och
- (B) resultatet av att multiplicera Rabatten och Knock-Out-Faktorn, och
- (C) resultatet av att multiplicera Deltagandegraden, Knock-Out-Differentialen och Korgavkastningen.

**"Knock-Out-Faktorn"** innebär:

- (A) ett värde lika med 1 om den Lägsta Värdeutvecklingen vid någon Värderingsdag är lägre än eller lika med Barriärnivån,
- (B) ett värde lika med noll om den Lägsta Värdeutvecklingen är högre än Barriärnivån på varje Värderingsdag.

**"Knock-Out-Differentialen"** syftar till skillnaden mellan 1 och Knock-Out-Faktorn.

**"Lägsta Värdeutvecklingen"** syftar till den Lägsta Värdeutvecklingen för en Underliggande tillgång bland alla Referenstillgångar inom Korgen.

**"Rabatten"** betyder det värde som specificeras i de tillämpliga Slutliga Villkoren.

**"Korgavkastningen"** och **"Referenstillgångsvkastningen"** kommer att beräknas på samma sätt som för "Basket Long"-strukturen som anges i Villkor 6(a)(i) ("*Basket Long*"-struktur) eller "Basket Short"-strukturen som anges i Villkor 6(a)(ii) ("*Basket Short*"-struktur), enligt vad som anges i de tillämpliga Slutliga Villkoren.

(xxx) *Down and Out Basket Option*

Tilläggsbeloppet kommer att beräknas genom att multiplicera Lånens Kapitalbelopp med det högsta av:

- (A) noll;
- (B) resultatet av att multiplicera Rabatten och Knock-Out-Faktorn; och
- (C) resultatet av att multiplicera Deltagandegraden, Knock-Out-Differentialen och Korgavkastningen.

**"Knock-Out-Faktorn"** innebär:

- (A) ett värde lika med 1 om Korgavkastningen på någon Värderingsdag är lägre än eller lika med Barriärnivån;
- (B) ett värde lika med noll om Korgavkastningen är högre än Barriärnivån på varje Värderingsdag.

**"Rabatten"** betyder det värde som specificeras i de tillämpliga Slutliga Villkoren.

**"Knock-Out-Differentialen"** syftar till skillnaden mellan 1 och Knock-Out-Faktorn.

Korgavkastningen kommer att beräknas på samma grunder som för antingen "Basket Long"-strukturen i enlighet med Villkor 6(a)(i) ("*Basket Long*" struktur) eller "Basket

Short"-strukturen i enlighet med Villkor 6(a)(ii) ("*Basket Short*" struktur), såsom närmare anges i Slutliga Villkor.

(xxxi) *Worst of Digital Memory Coupon 1*

Tilläggsbeloppet kommer att beräknas genom att multiplicera Lånens Nominella belopp med det högre av: (i) noll och (ii) Kupongnivån.

"**Kupongnivå**" syftar, med hänsyn till alla Värderingsdagar, till det högre av: (i) Kupongnivån vid den direkt föregående Värderingsdagen (eller Initiala Kupongen, avseende Startdagen) (ii) och produkten av N, Kupongbarriärnivån och den Kupongen.

"N" kommer vara ordningsnumret för relevant Värderingsdag där den första Värderingsdagen har värdet N=1, den andra Värderingsdagen har värdet N=2 och så vidare.

"**Kupongbarriärnivån**" kommer vara 1 om den Referenstillgångens avkastning (i enlighet med det angivna i Villkor 6(a)(i) ("*Basket Long*"-struktur) eller Villkor 6(a)(ii) ("*Basket Short*"-struktur), såsom närmare anges i Slutliga Villkor för varje Referenstillgång inom Korgen är högre än, eller lika med, Startkursen vid varje Värderingsdag, annars är det lika med noll.

(xxxii) *Worst of Call Option*

Tilläggsbeloppet kommer att beräknas genom att multiplicera Lånens Nominella belopp med Deltagandegraden, och det högre av: (i) den Lägsta Värdeutvecklingen och (ii) noll.

"**Lägsta Värdeutvecklingen**" betyder den lägsta Referenstillgångsvärdeutvecklingen för alla Referenstillgångar i Korgen.

"**Referenstillgångsvärdeutvecklingen**" betyder resultatet av att dela:

- (A) stängningskursen för den relevanta Referenstillgången på den tillämpliga Värderingsdagen, såsom specificerat i de Slutliga Villkoren, genom
- (B) genomsnittet av Stängningspriset för den relevanta Referenstillgången på varje Startdag,

och dra av Lösenprisnivån.

(xxxiii) *Outperformance Option*

Tilläggsbeloppet kommer att beräknas genom att multiplicera Lånens Kapitalbelopp med Deltagandegraden, och det lägre av:

- (A) den Högsta Värdeutvecklingen (om tillämpligt), och
- (B) det högre av den Lägsta Värdeutvecklingen (om tillämpligt) och Värdeutvecklingsdifferensen.

Den "**Högsta Värdeutvecklingen**" kommer vara värdet som angivits i de tillämpliga Slutliga Villkoren.

Den "**Lägsta Värdeutvecklingen**" kommer vara värdet som angivits i de tillämpliga Slutliga Villkoren.

"**Värdeutvecklingsdifferensen**" kommer att beräknas genom att subtrahera Värdeutveckling B från Värdeutveckling A, dock att om "**Överträffandeeption**" anges som tillämpligt i Slutliga Villkor och Värdeutveckling A är negativ ska Värdeutvecklingsdifferensen vara noll.



"**Värdeutveckling A**" kommer beräknas på samma sätt som "Korgavkastning" för strukturen "Basket Long" som anges i Villkor 6(a)(i) ("*Basket Long*" struktur) eller strukturen "Basket Short" som anges i Villkor 6(a)(ii) ("*Basket Short*" struktur); och

"**Värdeutveckling B**" kommer beräknas på samma sätt som "Korgavkastning" för strukturen "Basket Long" som anges i Villkor 6(a)(i) ("*Basket Long*" struktur) eller strukturen "Basket Short" som anges i Villkor 6(a)(ii) ("*Basket Short*" struktur)..

De Referenstillgångar som används i syfte att beräkna Värdeutveckling A och Värdeutveckling B respektive kommer att grupperas i två separata Korgar ("**Korg A**" och "**Korg B**" respektive, och en "**Korg**"), i enlighet med de tillämpliga Slutliga Villkoren.

(xxxiv) *Non-tranched CLN struktur*

Återbetalningsbeloppet kommer vara lika med Lånens Kapitalbelopp multiplicerat med summan av:

- (A) 1 minus Portföljexponeringen, och
- (B) produkten av Portföljexponeringen, Eftersträvat Återbetalningsbelopp och Portföljavkastningen.

"**Portföljavkastningen**" syftar till skillnaden mellan 1 och Portföljens förluster.

"**Portföljens förluster**" syftar till summan av den vägda avkastningen på tillgång för varje Referensenhet inom Korgen.

"**Viktad Tillgångsförlust**" ska vara antingen:

- (A) Om "**Kredithändelserankad Korgandel**" anges som tillämpligt i relevanta Slutliga Villkor, beräknad som produkten av Korgandelen och Referensenhetsförlust för varje Referensenhet enligt följande:
  - (1) för Referensenheter som varit föremål för en Kredithändelse används relevant Kredithändelserankad Vikt som Korgandel; eller
  - (2) för resterande Referensenheter som inte varit föremål för en Kredithändelse ska relevanta Referensenheter sorteras i alfabetisk ordning och de resterande Kredithändelserankade Vikterna ska sorteras i nummerordning i syfte att bestämma Korgandel (Ränta), enligt principen att det första Referensenheten i alfabetisk ordning skall tilldelas den första tillgängliga Kredithändelserankade Vikten i nummerordning och så vidare.
- (B) om "**Kredithändelserankad Korgandel**" är specificerad som inte tillämplig, beräknad genom att multiplicera Korgandelen med Referensenhetsförlusten för relevant Referensenhet.

"**Referensenhetsförlust**" kommer bestämmas av differensen mellan Återvinningsvärdet med hänsyn till den relevanta Referensenheten och 1.

"**Återvinningsvärde**" kommer vara 100 procent. Om en Kredithändelse (i enlighet med Del 3: *Kompletterande Villkor för Kreditlån*) inte har inträffat i förhållande till den Referensenheten under perioden som börjar på Observationsstartdatum och som avslutas på Observationsslutdatum, eller om sådan Kredithändelse har inträffat, kommer det antingen vara ett Fast Återbetalningsbelopp eller ett Marknadsmässigt Återvinningsbelopp, i enlighet med det angivna i de tillämpliga Slutliga Villkoren.

(xxxv) *Tranched CLN struktur*

Återbetalningsbeloppet kommer vara lika med Lånens Kapitalbelopp multiplicerat med summan av:

- (A) 1 minus Portföljexponeringen, och
- (B) produkten av Portföljexponeringen, Eftersträvat Återbetalningsbelopp och Portföljavkastningen.

**"Portföljavkastningen"** syftar till differensen mellan den Justerade Tranchförlusten och 1.

**"Justerad Tranchförlust"** syftar till kvoten av det lägre av a) Tranchens fastställda värde och b) Tranchens förlust, genom Tranchens fastställda värde.

**"Tranchförlust"** syftar till det högre av:

- (A) noll och
- (B) differensen mellan Tranchens fastställda värde och summan av den vägda tillgångsförlusten för varje Referensenhet inom Korgen.

**"Viktad Tillgångsförlust"** syftar till produkten av Korgandelen och Förlusten för relevant Referensenhet.

**"Förlust för Referenstillgång"** kommer bli differens mellan Återvinningsvärde med hänsyn till den relevanta Referensenheten och 1.

**"Återvinningsvärde"** kommer vara 100 procent. Om en Kredithändelse (i enlighet med angivna i Del 3: *Kompletterande Villkor för Kreditlån*) inte har inträffat med hänsyn till den Referensenheten under perioden som börjar på Observationsstartdatum och som avslutas på Observationsslutdatum Observationsdag, eller om sådan Kredithändelse har inträffat, kommer det antingen vara ett Fast Återbetalningsbelopp eller ett Marknadsmässigt Återvinningsbelopp, i enlighet med det angivna i de tillämpliga Slutliga Villkoren.

(xxxvi) *Nth to Default CLN struktur*

Återbetalningsbeloppet kommer vara lika med Lånens Kapitalbelopp multiplicerat med summan av:

- (A) 1 minus Portföljexponeringen, och
- (B) produkten av Portföljexponeringen, Eftersträvat Återbetalningsbelopp och Portföljavkastningen.

**"Portföljavkastningen"** syftar till skillnaden mellan 1 och Portföljförluster.

**"Portföljförluster"** syftar till:

- (A) Förlust på Referensenhet för den Nth Referensenheten inom Korgen där en Kredithändelse inträffar, om antalet Kredithändelser som har inträffat med hänsyn till någon Referensenhet inom Korgen under perioden som börjar på Inledande Observationsdag och som avslutas på Slutlig Observationsdag är större än, eller lika med, N, eller
- (B) om antalet Kredithändelser som har inträffat med hänsyn till någon Referensenhet inom Korgen under perioden som börjar på Inledande Observationsdag och som avslutas på Slutlig Observationsdag är lägre än N, noll.

"N" ska vara det tal som specificerats i de Slutliga Villkoren under rubriken "Värdeutvecklingsstruktur-relaterade punkter".

"**Förlust på Referensenhet**" kommer att vara differensen mellan 1 och Återvinningsvärdet med hänsyn till den relevanta Referensenheten.

"**Återvinningsvärde**" kommer vara 100 procent. Om en Kredithändelse (i enlighet med angivna i Del 3: *Kompletterande Villkor för Kreditlån*) inte har inträffat med hänsyn till den Referensenheten under perioden som börjar på Inledande Observationsdag och som avslutas på Slutlig Observationsdag, eller om sådan Kredithändelse har inträffat, kommer det antingen vara ett Fast Återbetalningsbelopp eller ett Marknadsmässigt Återvinningsbelopp, i enlighet med det angivna i de tillämpliga Slutliga Villkoren.

(xxxvii) *Nth och Nth+1 Default CLN struktur*

Återbetalningsbeloppet kommer vara lika med Lånens Kapitalbelopp multiplicerat med summan av:

- (A) 1 minus Portföljexponeringen, och
- (B) produkten av Portföljexponeringen, Eftersträvat Återbetalningsbelopp och Portföljavkastningen.

"**Portföljavkastning**" syftar till differensen mellan Portföljförlusten och 1.

"**Portföljförlust**" syftar till:

- (A) om antalet Kredithändelser som har inträffat med hänsyn till någon Referensenhet inom Korgen under perioden som börjar på Inledande Observationsdag och som avslutas på Slutlig Observationsdag, är större än N kommer summan av de Viktade Tillgångsförlusten för den Nth Referensenheten till dröjsmål och den Nth plus 1 (d.v.s. den omedelbart efterföljande) Referensenheten till dröjsmål inom Korgen, eller
- (B) om antalet Kredithändelser som har inträffat med hänsyn till någon Referensenhet inom Korgen under perioden som börjar på Inledande Observationsdag och som avslutas på Slutlig Observationsdag är lika med N, en summa som är lika med den Viktade Tillgångsförlusten av den Nth Referensenheten avseende vilken en Kredithändelse inträffar;
- (C) noll, om antalet Kredithändelser som har inträffat med hänsyn till någon Referensenhet inom Korgen under perioden som börjar på Inledande Observationsdag och som avslutas på Slutlig Observationsdag är lägre än N.

"N" ska vara det tal som specificerats i de Slutliga Villkoren under rubriken "Värdeutvecklingsstruktur-relaterade punkter".

"**Viktade Tillgångsvkastningen**" syftar till produkten av Korgandelen och Referensenhets avkastning för relevant Referensenhet.

"**Referensenhetsförlusten**" kommer vara differensen mellan Återvinningsvärdet med hänsyn till den relevanta Referensenheten och 1.

"**Återvinningsvärde**" kommer vara 100 procent. Om en Kredithändelse (i enlighet med Del 3: *Kompletterande Villkor för Kreditlänkade Lån*) inte har inträffat med hänsyn till den Referensenheten under perioden som börjar på Observationsstartdatum och som avslutas på Observationsslutdatum, eller om sådan Kredithändelse har inträffat, kommer det antingen vara ett Fast Återbetalningsbelopp eller ett Marknadsmässigt Återvinningsbelopp, i enlighet med det angivna i de tillämpliga Slutliga Villkoren.

(xxxviii) *Option CLN-struktur*

Återbetalningsbeloppet kommer att vara lika med Lånens Kapitalbelopp och summan av K, Optionsbelopp 1, Optionsbelopp 2, Optionsbelopp 3 och Optionsbelopp 4.

Värdet på "K" kommer att anges i de relevanta Slutliga Villkoren.

"Optionsbelopp 1" kommer att beräknas som produkten av Faktor 1 och det högre av:

(A) 0; och

(B) summan av:

(1) produkten av:

- a Indikator 1;
- b Spread-differens 1;
- c Annuitet;
- d 1 minus Portföljförlust 1; och

(2) produkten av:

- a Indikator 1; och
- b Portföljförlust 2;

"Faktor 1" kommer att vara det värde som anges i de tillämpliga Slutliga Villkoren.

"Indikator 1" kommer att vara antingen -1 eller 1, såsom närmare anges i de tillämpliga Slutliga Villkoren.

"Spread-differens 1" betyder CDS-spreaden på Observationsdagen minus Strike 1.

"Strike 1" kommer att vara det värde som anges i de tillämpliga Slutliga Villkoren.

"Annuitet" betyder nuvärdet på en annuitetsbetalning av 1, baserat på samma betalningsdagar och konventioner som det bestämda beloppet i underliggande CDS och beräknat av Beräkningsagenten på Värderingsdagen.

"CDS" betyder en credit default swap som hänvisar till Referensenheten eller ett index av Referensenheter, såsom närmare anges i de tillämpliga Slutliga Villkoren, med en förfalldag som anges i de tillämpliga Slutliga Villkoren och som i övrigt innehåller villkor som iakttar och följer marknadspraxis, såsom bestämt av Beräkningsagenten, enligt dennes självständiga bedömning.

"CDS-spreaden" betyder spreaden eller premien att betala för att förvärva CDSen, bestämt av Beräkningsagenten, enligt dennes självständiga bedömning.

"Portföljförlust 1" betyder summan av Viktad Tillgångsförlust 1 för varje Referensenhet inom Korgen.

"Viktad Tillgångsförlust 1" betyder produkten av Korgdeltagandet och Referensenhetsförlusten 1 för den relevanta Referensenheten.

"Referensenhetsförlusten 1" betyder differensen mellan Återvinningsvärdet 1 med hänsyn till den relevanta Referensenheten och 1.

"Återvinningsvärde" är 100 procent. Om en Kredithändelse (i enlighet med Del 3: *Kompletterande Villkor för Kreditlänkade Lån*) inte har inträffat avseende den Referensenheten under perioden som börjar på Observationsstartdatum och som avslutas

på Observationslutdatum, eller om sådan Kredithändelse har inträffat, kommer det vara ett Fast Återbetalningsbelopp om 0 procent.

”**Portföljförlust 2**” betyder summan av Viktad Tillgångsförlust 2 för varje Referensenhet inom Korgen.

”**Viktad Tillgångsförlust 2**” betyder produkten av Korgdeltagandet och Referensenhetsförlusten 2 för den relevanta Referensenheten.

”**Referensenhetsförlusten 2**” betyder differensen mellan Återvinningsvärdet 2 med hänsyn till den relevanta Referensenheten och 1.

”**Återvinningsvärde 2**” är 100 procent. Om en Kredithändelse (i enlighet med Del 3: *Kompletterande Villkor för Kreditlänkade Lån*) inte har inträffat med hänsyn till den Referensenheten under perioden som börjar på Inledande Observationsdag och som avslutas på Slutlig Observationsdag, eller om sådan Kredithändelse har inträffat kommer det att vara ett Marknadsmässigt Återvinningsbelopp.

”**Optionsbelopp 2**” betyder produkten av Faktor 2 och det högre av

(A) 0; och

(B) summan av:

(1) produkten av:

- a Indikator 2;
- b Spread-differens 2;
- c Annuitet;
- d 1 minus Portföljförlust 1; och

(2) produkten av:

- a Indikator 2; och
- b Portföljförlust 2;

”**Faktor 2**” kommer att vara det värde som anges i de tillämpliga Slutliga Villkoren.

”**Indikator 2**” kommer att vara antingen -1 eller 1, såsom närmare anges i de tillämpliga Slutliga Villkoren.

”**Spread-differens 2**” betyder CDS-spreaden på Observationsdagen minus Strike 2.

”**Strike 2**” kommer att vara det värde som anges i de tillämpliga Slutliga Villkoren.

”**Optionsbelopp 3**” betyder produkten av Faktor 3 och det högre av

(A) 0; och

(B) summan av:

(1) produkten av:

- a Indikator 3;
- b Spread-differens 3;
- c Annuitet;
- d 1 minus Portföljförlusten 1; och

- (2) produkten av:
  - a Indikator 3; och
  - b Portföljförlust 2;

”**Faktor 3**” kommer att vara det värde som anges i de tillämpliga Slutliga Villkoren.

”**Indikator 3**” kommer att vara antingen -1 eller 1, såsom närmare anges i de tillämpliga Slutliga Villkoren.

”**Spread-differens 3**” betyder CDS-spreaden på Observationsdagen minus Strike 3.

”**Strike 3**” kommer att vara det värde som anges i de tillämpliga Slutliga Villkoren.

”**Optionsbelopp 4**” betyder produkten av Faktor 4 och det högre av

(A) 0; och

(B) summan av:

- (1) produkten av:
  - a Indikator 4;
  - b Spread-differens 4;
  - c Annuitet;
  - d 1 minus Portföljförlusten 1; och

(2) produkten av:

- a Indikator 4; och
- b Portföljförlust 2;

”**Faktor 4**” kommer att vara det värde som anges i de tillämpliga Slutliga Villkoren.

”**Indikator 4**” kommer att vara antingen -1 eller 1, såsom närmare anges i de tillämpliga Slutliga Villkoren.

”**Spread-differens 4**” betyder CDS-spreaden på Observationsdagen minus Strike 4.

”**Strike 4**” kommer att vara det värde som anges i de tillämpliga Slutliga Villkoren.

(xxxix) *Digital Long*

Om Korgavkastningen på den slutliga Värderingsdagen överstiger eller är lika med Korglösenivån, kommer Tilläggsbeloppet vara lika med Lånens Kapitalbelopp multiplicerat med Kupongen.

Om Korgavkastningen inte överstiger eller är lika med Korglösenivån på den slutliga Värderingsdagen kommer Tilläggsbeloppet att vara noll.

Korgavkastningen kommer att beräknas på samma sätt som för "Basket Long"-strukturen som anges i Villkor 6(a)(i) ("*Basket Long*"-struktur) eller "Basket Short"-strukturen som anges i Villkor 6(a)(ii) ("*Basket Short*"-struktur), enligt vad som anges i de tillämpliga Slutliga Villkoren.

(xl) *Digital Short*

Om Korgavkastningen på den slutliga Värderingsdagen understiger eller är lika med Korglösenivån, kommer Tilläggsbeloppet vara Lånens Kapitalbelopp multiplicerat med Kupongen.

Om Korgavkastningen på den slutliga Värderingsdagen inte understiger eller är lika med Korglösenivån kommer Tilläggsbeloppet vara noll.

Korgavkastningen kommer att beräknas på samma sätt som för "Basket Long"-strukturen som anges i Villkor 6(a)(i) ("*Basket Long*"-struktur) eller "Basket Short"-strukturen som anges i Villkor 6(a)(ii) ("*Basket Short*"-struktur), enligt vad som anges i de tillämpliga Slutliga Villkoren.

(xli) *Best of/Worst of Digital Long*

Om Referenstillgångsavkastningen på den Nth bäst presterande Referenstillgången på den slutliga Värderingsdagen överstiger eller är lika med relevanta Barriärnivån, kommer Tilläggsbeloppet vara Lånens Kapitalbelopp multiplicerat med Kupongen.

Om Referenstillgångsavkastningen på den Nth bäst presterande Referenstillgången på den slutliga Värderingsdagen inte överstiger eller är lika med den relevanta Barriärnivån, kommer Tilläggsbeloppet vara noll.

Den "**Nth bäst presterande**" Referenstillgången kommer vara den Referenstillgång som har den Nth högsta Referenstillgångsavkastningen (såsom definierat i Villkor 6(a)(i) ("*Basket Long*"-Struktur) eller Villkor 6(a)(ii) ("*Basket Short*"-struktur) såsom specificeras i Slutliga Villkor), där "N" ska ha det värde som närmare anges i Slutliga Villkor.

(xlii) *Best of/Worst of Digital Short*

Om Referenstillgångsavkastningen på den Nth bäst presterande Referenstillgången på den slutliga Värderingsdagen understiger eller är lika med den relevanta Barriärnivån, kommer Tilläggsbeloppet vara Lånens Kapitalbelopp multiplicerat med Kupongen.

Om Referenstillgångsavkastningen på den Nth bäst presterande Referenstillgången på den slutliga Värderingsdagen understiger eller är lika med den relevanta Barriärnivån kommer Tilläggsbeloppet vara noll.

Den "**Nth bäst presterande**" Referenstillgången kommer vara den Referenstillgång som har den Nth högsta Referenstillgångsavkastningen (såsom definierat i Villkor 6(a)(i) ("*Basket Long*" Struktur) eller Villkor 6(a)(ii) ("*Basket Short*"-struktur) såsom specificeras i Slutliga Villkor), där "N" ska ha det värde som närmare anges i Slutliga Villkor.

(xliii) *Series of Digitala*

Återbetalningsbeloppet kommer vara det samma som Lånens Kapitalbelopp multiplicerat med kvoten av täljaren, som är antalet Referenstillgångar med ett Stängningskurs som ligger på eller över den relevanta Barriärnivån på varje Värderingsdag, och nämnaren, som är antalet Referenstillgångar i Korgen.

(xliv) *Delta 1 strukturer*

I händelse av en Uppskjuten Återbetalning, i enlighet med nedan, ska Återbetalningsbeloppet utbetalas på den Planerade Återbetalningsdagen och det kommer vara ett belopp som är lika med Inlösenbeloppet relaterat till de relevanta Referenstillgångarna, minus Avgifter och gällande Skatter.

"**Avgifter**" syftar till en struktureringsavgift som betalas till Emittenten genom ett belopp som beräknas som en procentsats per år på det totala beloppet av Lånens

Kapitalbelopp som står specificerat i de tillämpliga Slutliga Villkoren multiplicerat med den relevanta Dagberäkningsmetoden.

"**Skatter**" syftar till alla skatter, avgifter eller andra avdrag relaterade till en Hedging Partys köp, ägarskap, inlösen eller överföring av de Referenstillgångarna, eventuella utdelningar tillhörande de Referenstillgångarna eller några valutaomvandlingar med hänsyn till byte av Lånelikvid för valutan för de(n) relevanta Referenstillgången(-arna).

#### *Uppskjuten Återbetalning*

Om Hedging Party inte har möjlighet att lösa in Referenstillgångar innan den planliga Återbetalningsdagen eller Förtida Återbetalningsdagen på grund av att de Referenstillgångarna omfattas av en restriktion gällande inlösen eller av någon annan anledning, eller om Hedging Party bedömer att denne inte kommer erhålla det fullständiga Återbetalningsbeloppet på eller innan den planliga Återbetalningsdagen eller den Förtida Återbetalningsdagen (varje sådan händelse kallas en "**Uppskjuten Återbetalning**"), ska Emittenten omedelbart meddela Fordringshavarna om detta (ett "**Meddelande om Uppskjuten Återbetalning**").

Efter ett Meddelande om Uppskjuten Återbetalning ska Emittenten göra en delåterbetalning av Lån på (i) den planliga Återbetalningsdagen eller den förtida återbetalningsdagen förutsatt att, och i den utsträckning som, Hedging Party har mottagit (eller anses ha mottagit) någon del av tillgångarnas Återbetalningsbelopp ej senare än på den tionde Bankdagen innan sådant datum, och därefter (ii) inom fem Bankdagar efter varje datum då Hedging Party mottar (eller anses ha mottagit) alla eller delar av Återbetalningsbeloppet (varje sådant datum kallas för ett "**Uppskjutet Återbetalningsdag**").

Beloppet för varje sådan delåterbetalning av Lån ska beräknas i enlighet med formeln för beräkning av Återbetalningsbelopp angivet ovan och för detta ändamål ska "Återbetalningsbeloppen" anses vara det senaste delbeloppet av de Återbetalningsbelopp som mottagits (eller anses ha mottagits) av Hedging Party innan den relevanta Uppskjutna Återbetalningsdagen och "Avgiften" ska anses vara den totala avgiften per det relevanta Uppskjutna Återbetalningsdagen minus den eventuella del av Avgiften som tidigare har avdragits från (i) Återbetalningsbeloppet eller (ii) Återbetalningsbeloppet i anknytning till tidigare delåterbetalningar av Lån.

Summan av alla delinlösenbetalningar ska aldrig överstiga de totala Återbetalningsbeloppen som Hedging Party har mottagit (eller anses ha mottagit) på eller innan Back-Stop datumet *minus* (i) totala Avgifter och *minus* (ii) den totala summan av alla Skatter.

Om Emittenten har fastställt att en Uppskjuten Återbetalning har inträffat och fortgår, och att det skäligen kan förväntas att någon del av Återbetalningsbeloppen inte har mottagits av Hedgingparten på eller innan Back-Stop datumet, kan Emittenten (i) förlänga Back-Stop datumet för att detta ska anpassas till förväntade framtida erhållna Återbetalningsbelopp i enlighet med det som fastställts av Emittenten, eller (ii) genom meddelande till Innehavarna och till relevanta Clearingsystem terminera Lånen med omedelbar effekt varpå Emittenten inte ska vara förpliktigad att göra, och Fordringshavare ej heller ska vara berättigade att motta, någon återbetalning eller andra belopp med avseende till Lånen.

Återbetalningsbelopp som har mottagits av Emittenten eller Hedging Party efter Back-Stop datumet ska inte betalas till Innehavarna och Innehavarna ska inte ha någon rätt att motta någon sådan återstående del av Återbetalningsbeloppet efter Back-Stop datumet.

#### (xlv) *Inflation Linker*

Återbetalningsbeloppet kommer vara Lånens Kapitalbelopp multiplicerat med det högsta av:

- (A) Lägsta Återbetalningsprocent; och



- (B) det resultat (uttryckt som en procentandel) som erhålls genom att dividera värdet av Inflationstakten vid Värderingstidpunkten på den slutliga Värderingsdagen (såsom framgår på den priskälla som närmare anges i Slutliga Villkor) med värdet på Inflationstakten vid Värderingstidpunkten på Startdagen (såsom framgår på den priskälla som närmare anges i Slutliga Villkor).

(xlvi) *"Barrier Outperformance" struktur 2*

Om Korgavkastningen (fastställd i enlighet med Villkor 6(a)(i) ("*Basket Long*" struktur) eller Villkor 6(a)(ii) ("*Basket Short*" struktur)), såsom specificerat i de Slutliga Villkoren, på någon Värderingsdag överstiger Barriärnivån, kommer Tilläggsbeloppet att beräknas genom att multiplicera Lånens Kapitalbelopp med Deltagandegraden och det högre av Kupongen och Korgavkastningen. Om Korgavkastningen inte överstiger Barriärnivån på någon Värderingsdag, kommer Tilläggsbeloppet att vara noll.

(xlvii) *"Barrier Underperformance" struktur 2*

Om Korgavkastningen (fastställd i enlighet med Villkor 6(a)(i) ("*Basket Long*" struktur) eller Villkor 6(a)(ii) ("*Basket Short*" struktur) såsom specificerat i de Slutliga Villkoren), på någon Värderingsdag faller under Barriärnivån, kommer Tilläggsbeloppet att beräknas genom att multiplicera Lånens Kapitalbelopp med Deltagandegraden och det högre av Kupongen och Korgavkastningen. Om Korgavkastningen inte faller under Barriärnivån på någon Värderingsdag, kommer Tilläggsbeloppet att vara noll.

(xlviii) *"Eftersträvad Volatilitet"-struktur*

Tilläggsbeloppet kommer att vara produkten av Lånens Kapitalbelopp, Deltagandegraden och den Syntetiska Index-avkastningen.

**"Syntetiska Index-avkastningen"** betyder det högre av a) Lägsta Syntetiska Index-avkastningen, och b) det Syntetiska Index-värdet på den slutliga Värderingsdagen dividerat med det Syntetiska Index-värdet på Startdagen, minus den Syntetiska Index-strikenivån.

**"Lägsta Syntetiska Index-avkastningen"** kommer att vara det värde som anges i de tillämpliga Slutliga Villkoren.

**"Syntetiska Index-värdet"** ska omräknas på slutet av varje Värderingsperiod (den **"Relevanta Värderingsperioden"**) och vara produkten av:

- (i) Syntetiska Index-värdet på den omedelbart föregående Värderingsdagen (eller, på den initiala Värderingsdagen, Startvärdet för Syntetiska Indexet)
- (ii) summan av (x) 1, och (y) produkten av:
- (A) summan av 1 och den relevanta Exponeringen på den omedelbart föregående Värderingsdagen; och
- (B) den relevanta Överskjutande Avkastningen för den tillämpliga Värderingsperioden.

**"Exponeringen"** kommer omräknas på varje Ombalanseringsdag och vara det högre av:

- (a) Minsta Exponering; och
- (b) det lägsta av:
- (i) Högsta Exponering; och
- (ii) kvoten vid division av Eftersträvad Volatilitet med Historisk Volatilitet; och

- (iii) om det specificerats i de tillämpliga Slutliga Villkoren, kvoten vid division av Eftersträvad Volatilitet med Andra Historiska Volatiliteten.

*dock att* om omräkningen av Exponeringen såsom beskrivet ovan resulterar i en justering som är mindre än Lägsta Justeringströskeln behöver Emittenten inte justera Exponeringen på sådan Ombalanseringsdag, och Exponeringen som gäller från en sådan Ombalanseringsdag ska anses vara densamma som Exponeringen på den omedelbart föregående Ombalanseringsdagen.

”**Lägsta Justeringströskeln**” avser den tröskel som anges i de tillämpliga Slutliga Villkoren;

”**Minsta Exponering**” avser, beträffande en Ombalanseringsdag, den minsta procentsatsen som är specificerad i tillämpliga Slutliga Villkor;

”**Högsta Exponering**” avser, beträffande en Ombalanseringsdag, den högsta procentsatsen som är specificerad i tillämpliga Slutliga Villkor;

”**Eftersträvad Volatilitet**” avser, beträffande en Ombalanseringsdag, den eftersträvide volatiliteten uttryckt som en procentsats angiven i tillämpliga Slutliga Villkor;

”**Historisk Volatilitet**” avser, beträffande en Ombalanseringsdag (den ”**Relevanta Ombalanseringsdagen**”), ett nummer utgörande:

- (a) kvadratroten ur Årsberäkningsfaktorn, multiplicerat med:
- (b) kvadratroten ur:
- (i)  $1/(N-1)$ , multiplicerat med:
- (x) summan av Log Kvadrat Korgavkastning beräknad på varje Ombalanseringsdag under Lookback Ombalanseringsperioden; minus
- (y) summan av Log Korgavkastning beräknad på varje enskild Ombalanseringsdag under Lookback Ombalanseringsperioden upphöjd till 2 och sedan multiplicerad med  $1/N$ .

”**Årsberäkningsfaktor**” avser det värde som specificeras i Slutliga Villkor;

”**Andra Historiska Volatiliteten**” avser, beträffande en Ombalanseringsdag (den ”**Relevanta Ombalanseringsdagen**”), ett nummer utgörande:

- (a) kvadratroten ur Andra Årsberäkningsfaktorn, multiplicerat med:
- (b) kvadratroten ur:
- (i)  $1/(K-1)$ , multiplicerat med:
- (ii)
- (x) summan av Log Kvadrat Korgavkastning beräknat på varje Ombalanseringsdag under Andra Lookback Ombalanseringsperioden; minus
- (y) summan av Log Korgavkastning beräknat på varje enskild Ombalanseringsdag under Andra Lookback Ombalanseringsperioden upphöjd till 2 och sedan multiplicerad med  $1/K$ .

”**Andra Årsberäkningsfaktorn**” avser det värde som specificeras i Slutliga Villkor;

”**Log Kvadrat Korgavkastning**” avser den naturliga logaritmen av Ombalanseringskorgavkastning på relevant Ombalanseringsdag upphöjd till 2;

”**Log Korgavkastning**” avser den naturliga logaritmen av Ombalanseringskorgavkastning på relevant Ombalanseringsdag;

”**Lookback Ombalanseringsperiod**” avser varje enskild N Ombalanseringsdag fram till och med relevanta Ombalanseringsdagen, där N är värdet som specificeras i Slutliga Villkor;

”**Andra Lookback Ombalanseringsperioden**” avser varje enskild K Ombalanseringsdag fram till och med relevanta Ombalanseringsdagen, där K är värdet som specificeras i Slutliga Villkor;

”**Ombalanseringskorgavkastning**” avser summan av:

- (a) 1; och
- (b) summan av den den Viktade Ombalanseringvärdeutvecklingen beträffande varje enskild Referenstillgång på relevant Ombalanseringsdag.

”**Viktade Ombalanseringvärdeutvecklingen**” beträffande den relevanta Referenstillgången är lika med:

- (a) Ombalanseringvärdeutvecklingen (såsom definierat i Villkor 1 (*Definitioner*)) minus 1; multiplicerat med
- (b) tillämpligt Korgdeltagande.

”**Korgavkastningen**” kommer att beräknas på samma sätt som för "Basket Long"-strukturen som anges i Villkor 6(a)(i) ("*Basket Long*"-struktur) eller "Basket Short"-strukturen som anges i Villkor 6(a)(ii) ("*Basket Short*"-struktur), enligt vad som anges i de tillämpliga Slutliga Villkoren.

”**Överskjutande Avkastning**” för en period kommer att vara Korgavkastningen minus Kontant Återbetalning för samma period.

”**Kontant Återbetalning**” för varje Värderingsperiod är Kontanträntan på Värderingsdagen vid början av den relevanta Värderingsperioden (vilket bestäms av Emittenten enligt dennes självständiga bedömning), multiplicerat med Kontant Återbetalning Dagberäkningsmetod.

”**Kontanträntan**” avser den ränta som anges i de tillämpliga Slutliga Villkoren.

”**Kontant Återbetalning Dagberäkningsmetod**” avser den Dagberäkningsmetod som anges i de tillämpliga Slutliga Villkoren.

(xlix) ”*Down and in*”-option

Om Korgavkastningen överstiger eller är lika med relevanta Barriärnivån på varje Värderingsdag kommer Tilläggsbeloppet att vara lika med noll.

Om Korgavkastningen understiger relevanta Barriärnivån på någon Värderingsdag, kommer Tilläggsbeloppet att beräknas genom att multiplicera Lånens Kapitalbelopp med Deltagandegraden och Korgavkastningen på den slutliga Värderingsdagen.

Korgavkastningen ska fastställas i enlighet med Villkor 6(a)(i) ("*Basket Long*"-struktur) eller "Basket Short"-strukturen som anges i Villkor 6(a)(ii) ("*Basket Short*"-struktur), enligt vad som anges i de tillämpliga Slutliga Villkoren.

(l) *"Booster Risk Barrier 2"*

Om Korgavkastningen (fastställd i enlighet med Villkor 6(a)(i) ("*Basket Long*" struktur)) överstiger eller är lika med relevanta Barriärnivån kommer Tilläggsbeloppet att beräknas genom att multiplicera Lånens Kapitalbelopp med Deltagandegraden och Korgavkastningen.

Om Korgavkastningen (fastställd i enlighet med Villkor 6(a)(i) ("*Basket Long*" struktur)) understiger relevanta Barriärnivån, kommer Tilläggsbeloppet att beräknas genom att multiplicera Lånens Kapitalbelopp med Deltagandegraden 2 och Korgavkastningen (fastställd i enlighet med *Basket short*-strukturen enligt Villkor 6(a)(ii) ("*Basket Short*"-struktur)).

(li) *"Autocallable-nivå"-struktur*

Om Autocall-händelsen inträffat på en Värderingsdag som inträffar före den slutliga Värderingsdagen kommer Lånen att inlösas i enlighet med Villkor 6(w) (*Förtida Inlösen för Lån med Autocallable-nivå-struktur*). Om Autocall-händelsen inte inträffat på någon Värderingsdag före den slutliga Värderingsdagen kommer Lånen att återbetalas på Återbetalningsdagen till ett belopp som motsvarar deras Kapitalbelopp.

(b) **Valutakomponenter**

(i) *Valutakomponenter – Korg*

Om "Valutakomponenter – Korg" finns specificerat som tillämplig i de relevanta Slutliga Villkoren kommer Korgavkastningen, som fastställts i enlighet med vilkendera av bestämmelserna i Villkor 6(a) (*Återbetalning på Återbetalningsdagen*) och finns specificerat i de tillämpliga Slutliga Villkoren, vidare att multipliceras med den tillämpliga Valutafaktorn i syfte att fastställa det totala betalbara Tilläggsbeloppet till Fordringshavarna vid Återbetalningsdagen. Valutakomponentkorgen kan endast vara tillämpligt när Korgavkastningen är positiv, eller kan endast vara tillämpligt när Korgavkastningen är negativ, i bägge fall såsom specificeras i de Slutliga Villkoren.

(ii) *Valutakomponent – Referenstillgång*

Om "Valutakomponent – Referenstillgång" finns specificerat som tillämpligt i de relevanta Slutliga Villkoren, kommer varje Referenstillgångsavkastning av en eller flera Referenstillgångar specificerade i de Slutliga Villkoren, som fastställts i enlighet med vilkendera av bestämmelserna i Villkor 6(a) (*Återbetalning på Återbetalningsdagen*) och som specificerats i de tillämpliga Slutliga Villkoren, vidare att multipliceras med den tillämpliga Valutafaktorn i syfte att fastställa Tilläggsbeloppet på det sätt som finns specificerat i det Villkoret.

(c) **Best of/ Worst of Modifier**

Om detta Villkor 6(c) (*Best of/Worst of Modifier*) är angivet som tillämpligt i de relevanta Slutliga Villkoren, ska hänvisningar till Korgavkastning ersättas med hänvisningar till "Referenstillgångsavkastning av den Nth bäst presterande Referenstillgången" för beräkningen av Tilläggsbeloppet i enlighet med en eller flera tillämpliga värdeutvecklingsstrukturer angivna i Villkor 6(a) (*Återbetalning på Återbetalningsdagen*), eller huruvida Lån med Autocall ska vara föremål för förtida inlösen i enlighet med Villkor 6(p) (*Förtida Återbetalning av Lån med Värdeutvecklingsstrukturen Autocall*) eller Villkor 6(w) (*Förtida Inlösen för Lån med Autocallable-nivå-struktur*). Slutliga Villkor kommer ange vilken eller vilka värdeutvecklingsstrukturer och Villkor som ska modifieras i enlighet med detta Villkor 6(c) (*Best of/ Worst of Modifier*).

Den "**Nth bäst presterande**" Referenstillgången ska vara den Referenstillgång som har den Nth högsta Referenstillgångsavkastningen, där "N" ska vara det värde som anges i de Slutliga Villkoren under rubriken "*Strategirelaterade punkter*".

(d) **Lookback Startkurs Modifier**

Om detta Villkor 6(d) (*Lookback Startkurs Modifier*) angetts som tillämpligt i relevanta Slutliga Villkor så ska hänvisning till "Startkurs" ersättas med hänvisning till "Lookback Startkurs" för beräkningen av Tilläggsbeloppet i enlighet med den/de värdeutvecklingsstruktur(er) i Villkor 6(a) (*Återbetalning på Återbetalningsdagen*) som anges som tillämpliga i Slutliga Villkor.

Om "**Lookback-Faktor**" anges vara "**Minsta**" i relevanta Slutliga Villkor ska "**Lookback Startkurs**" vara Stängningskursen för relevant Referenstillgång på Värderingsdagen vid inledningen av Värderingsperioden då Lookback-Avkastningen var som lägst.

Om "**Lookback-Faktor**" anges vara "**Högsta**" så ska "**Lookback Startkurs**" vara Stängningskursen för relevant Referenstillgång på Värderingsdagen vid inledningen av Värderingsperioden då Lookback-Avkastningen var som högst.

(e) **Lookback Slutkurs Modifier**

Om detta Villkor 6(e) (*Lookback Slutkurs Modifier*) angetts som tillämpligt i relevanta Slutliga Villkor så ska hänvisning till "Slutkurs" ersättas med hänvisning till "Lookback Slutkurs" för beräkningen av Tilläggsbeloppet i enlighet med den/de värdeutvecklingsstruktur(er) i Villkor 6(a) (*Återbetalning på Återbetalningsdagen*) som anges som tillämpliga i Slutliga Villkor.

Om "**Lookback-Faktor**" anges vara "**Minsta**" i relevanta Slutliga Villkor ska "**Lookback Slutkurs**" vara Stängningskursen för relevant Referenstillgång på Värderingsdagen vid utgången av Värderingsperioden då Lookback-Avkastningen var som lägst.

Om "**Lookback-Faktor**" anges vara "**Högsta**" så ska "**Lookback Observationskurs**" vara Stängningskursen för relevant Referenstillgång på Värderingsdagen vid utgången av Värderingsperioden då Lookback-Avkastningen var som högst.

(f) **Lock-in Modifier**

Om detta Villkor 6(f) (*Lock-in Modifier*) angetts som tillämpligt i relevanta Slutliga Villkor så ska hänvisning till Korgavkastningen ersättas med hänvisning till Lock-in Korgavkastningen för beräkningen av Tilläggsbeloppet i enlighet med den/de värdeutvecklingsstruktur(er) i Villkor 6(a) (*Återbetalning på Återbetalningsdagen*) som anges som tillämpliga i Slutliga Villkor.

"**Lock-in Korgavkastningen**" ska vara det högre av Locked-in-Avkastningen och Korgavkastningen på den slutliga Värderingsdagen.

"**Locked-in-Avkastningen**" ska vara den förbestämda procentsats som motsvarar den högsta Lock-in-Nivån som nås eller överskrids av Korgavkastningen på en Värderingsdag, såsom specificeras i Slutliga Villkor.

(g) **Kombination av strukturer**

Om "Kombination av strukturer" finns specificerad som tillämplig i de Slutliga Villkoren kan det betalbara Tilläggsbeloppet till Innehavarna på Återbetalningsdagen vara en kombination av två eller fler av de Värdeutvecklingsstrukturer som finns specificerade i Villkor 6(a) (*Återbetalning på Återbetalningsdagen*) eller en kombination av samma värdeutvecklingsstruktur som är beräknad med hänvisning till olika underliggande Korgar, i vart och ett av fallen, såsom anges i tillämpliga Slutliga Villkor:

- (i) Om "**Sammanslagning**" är angivet i Slutliga Villkor ska Tilläggsbeloppen som fastställts i enlighet med varje tillämplig underparagraf i Villkor 6(a) (*Återbetalning på Återbetalningsdagen*) multipliceras med den relevanta Värdeutvecklingsprocentsatsen och därefter summeras i syfte att beräkna det totala Återbetalningsbeloppet som ska betalas av Emittenten vid den tillämpliga Återbetalningsdagen. Om "Enskild Korg" är specificerat i Slutliga Villkor kommer samma underliggande Korg användas för bestämningen av Tilläggsbeloppet med avseende på varje tillämplig värdeutvecklingsstruktur. I annat fall kommer varje enskild värdeutvecklingsstruktur

tillämpas på de individuella Korgarna i enlighet med vad som framgår av Slutliga Villkor.

"**Värdeutvecklingsprocentsatsen**" kommer vara procentsatsen på det övergripande Återbetalningsbeloppet för den relevanta värdeutvecklingsstrukturen, såsom specificerad i de Slutliga Villkoren.

- (ii) Om "**Subtraktion**" är angivet i Slutliga Villkor ska Tilläggsbeloppen som fastställts i enlighet med varje tillämplig underparagraf i Villkor 6(a) (*Återbetalning på Återbetalningsdagen*) multipliceras med den relevanta Värdeutvecklingsprocentsatsen och sedan ska Tilläggsbeloppet som rör Korg B subtraheras från Tilläggsbeloppet som rör Korg A i syfte att beräkna det totala betalbara Tilläggsbeloppet på tillämplig Återbetalningsdag.

"**Värdeutvecklingsprocentsatsen**" kommer vara procentsatsen på det övergripande Återbetalningsbeloppet för den relevanta värdeutvecklingsstrukturen, såsom specificerad i de Slutliga Villkoren.

- (iii) Om "**Alternativ Uträkning**" är angiven i Slutliga Villkor kommer den värdeutvecklingsstruktur som används för att bestämma Tilläggsbeloppet avvika beroende på huruvida Korgavkastningen på en viss Värderingsdag har överstigit vissa förutbestämda Barriärnivåer eller ej, såsom anges i relevanta Slutliga Villkor.

(h) **Högsta Återbetalning**

Om detta Villkor 6(h) (*Högsta Återbetalning*) finns specificerat som tillämpligt i de relevanta Slutliga Villkoren ska Återbetalningsbeloppet vara det lägre av a) Återbetalningsbeloppet såsom bestämt i enlighet med tillämpliga bestämmelser i Villkor 6(a) (*Återbetalning på Återbetalningsdagen*) och b) det Högsta Återbetalningsbeloppet.

(i) **Lägsta Återbetalning**

Om detta Villkor 6(i) (*Lägsta Återbetalning*) finns specificerat som tillämpligt i de relevanta Slutliga Villkoren ska Återbetalningsbeloppet vara det högre av a) beloppet som fastställts i enlighet med tillämpliga bestämmelser i Villkor 6(a) (*Återbetalning på Återbetalningsdagen*), och b) det Lägsta Återbetalningsbeloppet.

(j) **Inflationsskyddat Kapitalbelopp**

Om detta Villkor 6(j) (*Inflationsskyddat Kapitalbelopp*) finns specificerat som tillämpligt i de relevanta Slutliga Villkoren kommer Återbetalningsbeloppet som fastställts i enlighet med tillämpliga bestämmelser i Villkor 6(a) (*Återbetalning på Återbetalningsdagen*) att multipliceras med proportionen som erhålls genom att dividera Slutligt KPI med Bas KPI.

(k) **Amorterande Återbetalning**

Vissa Lån kan amorteras om detta specificeras i de Slutliga Villkoren. Om så är fallet kommer Återbetalningsbeloppet betalas i utbetalningar motsvarande Amorteringsbeloppet vid ett eller flera Amorteringsdagar, i enlighet med de Slutliga Villkoren.

(l) **Förtida Återbetalning av Skatteskäl**

Om Emittenten skulle komma behöva betala extrabelopp i enlighet med Villkor 7 (*Beskattning*), för någon Serie av Lån, som en konsekvens av någon lagändring i Emittentens jurisdiktion eller av någon politisk underavdelning därav eller någon myndighet eller organ som däri eller därav har befogenhet att beskatta eller genom tolkning eller administration av någon sådan lag eller bestämmelse som träder i kraft på eller efter Lånedatumet av sådana Lån eller något tidigare datum specificerat i de relevanta Slutliga Villkoren vid nästkommande utbetalning med hänsyn till sådana Lån, har denne möjlighet att med minst trettio och högst sextio dagars notifiering, eller sådan annan period som specificeras i de Slutliga Villkoren (utgående, i händelse av Lån som genererar rörlig ränta, på en dag då räntan är betalbar), hos Innehavarna, i enlighet med Villkor 16 (*Meddelanden*) (vilket meddelande ska vara oåterkalleligt) inlösa hela (men inte delar därav,

såvida inte och i den utsträckning som de relevanta Slutliga Villkoren specificerar annat) Lånesinnehavet i den relevanta serien till dess Kapitalbelopp (eller sådant annat Återbetalningsbelopp som kan finnas specificerat i de relevanta Slutliga Villkoren), tillsammans med upplupen ränta (om någon) därtill.

I händelse av att kupongskatt införs i Finland eller Sverige och, enligt sådan finsk eller svensk kupongskatt Emittenten förpliktigas att utföra sådana avdrag som syftas till i den föregående paragrafen, reserverar sig Emittenten rätten att erhålla följande information gällande varje Innehavare:

- (i) Innehavarens namn, personnummer eller annat identifieringsnummer och postadress, samt
- (ii) antal Lån som innehas av Innehavaren och dess Kapitalbelopp.

Informationen som hänvisas till ovan behöver endast tillgängliggöras med avseende på Lån som utställts under detta Program.

En förfrågan om information enligt detta Villkor 6(l) (*Förtida Återbetalning av Skatteskäl*) ska ges in till Euroclear Sverige eller Euroclear Finland (som tillämpligt) i tillräckligt god tid för Euroclear Sverige eller Euroclear Finland att handlägga denna.

(m) ***Frivillig Förtida Återbetalning (Call)***

Emittenten kan, om så anges i de relevanta Slutliga Villkoren, inlösa Lån i förtid, i sin helhet eller delvis, till det Förtida Återbetalningsbeloppet tillsammans med upplupen ränta (om någon), på de(t) datum som angivits i de Slutliga Villkoren.

Emittenten ska tillkänna Innehavarna om varje förtida återbetalning i enlighet med Villkor 16 (*Meddelanden*) senast 10 dagar innan den relevanta förtida återbetalningsdagen. Sådant meddelande om förtida återbetalning ska vara oåterkallelig.

(n) ***Frivillig Förtida Återbetalning (Put)***

Om det står specificerat i de relevanta Slutliga Villkoren ska Innehavaren vara berättigad att kräva en förtida återbetalning av Lån till det Förtida Återbetalningsbeloppet tillsammans med upplupna räntor (om några) på de(t) datum som anges i de Slutliga Villkoren och omfattas av Villkoren i de Slutliga Villkoren.

För att nyttja sådan möjlighet måste Innehavaren minst 45 dagar innan den relevanta Förtida Återbetalningsdagen meddela detta till Emittenten. Sådant meddelande om Förtida Återbetalning ska vara oåterkalleligt.

(o) ***Förtida Återbetalning av icke-räntebärande Lån***

Vid förtida återbetalning av Nollkupongare ska de relevanta Lånen återbetalas till ett belopp som fastställs på Bokföringsdagen (eller förfallodagen för betalningen, gällande Innehavarlån) i enlighet med följande formel:

Kapitalbelopp

$$(1 + r)^t$$

r = Referensavkastningen enligt de Slutliga Villkoren.

t = den återstående löptiden på Lånen, uttryckt som antal dagar dividerat på 360 (där varje månad antas bestå av 30 dagar) eller baserat på det faktiska antalet dagar/faktiska antalet dagar.

(p) ***Förtida Återbetalning av Lån med Värdeutvecklingsstrukturen Autocall***

Om Korgavkastningen på någon Observationsdag (annan än den slutliga Observationsdagen) är på eller över den relevanta Inlösenbarriärnivån kommer Emittenten tillkänna detta för

Innehavaren i enlighet med Villkor 16 (*Meddelanden*) och inlösa Lånen i förtid, i sin helhet men inte delvis, på den senare av: (i) nästkommande Förtida Återbetalningsdag, eller (ii) den dag som infaller 40 dagar efter relevant Observationsdag till sitt Förtida Återbetalningsbelopp vilket kommer vara Kapitalbeloppet för de relevanta Lånen tillsammans med alla betalbara räntor på nominellt belopp (om några) i enlighet med Villkor 5(g) (*Kupongbärande Lån*).

"**Korgavkastningen**" beräknas på samma sätt som för "Basket Long" strukturen angiven i Villkor 6(a)(i) ("*Basket Long*"-struktur) eller Villkor 6(a)(ii) ("*Basket Short*"-struktur), såsom specificerats i de Slutliga Villkoren, såvida inte Villkor 6(c) (*Best of/ Worst of Modifier*) är angett som tillämpligt till detta Villkor 6(p) i Slutliga Villkor varvid Korgavkastningen ska bytas ut mot Referenstillgångsavkastningen för den Referenstillgång med den Nth bästa värdeutvecklingen i enlighet med sådant Villkor.

(q) ***Förtida Återbetalning av Kreditlänkade Lån***

I händelse av att Återvinningsvärdet i förhållande till en eller flera Referensenheter (var och en kallade för en "**Fallerad Referensenhet**") fastställs till det planenliga Återbetalningsdagen för Lån kan Emittenten välja att göra en Förtida Återbetalning av alla eller delar av Lånen på en Räntebetalningsdag genom att tillkänna detta till Innehavarna i enlighet med Villkor 16 (*Meddelanden*). Det tillämpliga Förtida Återbetalningsbeloppet ska fastställas av Emittenten i god tro och på ett kommersiellt rimligt sätt och ska beräknas på en proportionerlig grund så att Innehavaren mottar en del av Återbetalningsbeloppet som annars skulle (utan hinder av vad som anges om förtida återbetalning av Lån i enlighet med detta Villkor 6(q) (*Förtida Återbetalning av Kreditlänkade Lån*)) vara förfallet och betalbart på Återbetalningsdagen i enlighet med de tillämpliga avsättningarna från Villkor 6(a) (*Återbetalning på Förfalldagen*) som är proportionerliga till vägningen av den relevanta Fallerade Referensenheten eller Fallerade Referensenheterna med hänsyn till Korgen som helhet.

(r) ***Amortering av Kreditlänkade Lån med Poolfaktor***

Om en Kredithändelse inträffar som Emittenten bedömer (i god tro och på affärsmässiga grunder) skulle påverka Återbetalningsbeloppet som ska betalas på tillämplig Återbetalningsdag i enlighet med tillämpliga bestämmelser i Villkor 6(a) (*Återbetalning på Förfalldagen*) så kan Emittenten göra en proportionerlig minskning av det utestående kapitalbeloppet för Lånen för att reflektera inträffandet av en sådan Kredithändelse (och bestämmandet av ett eventuellt tillämpligt Återvinningsvärde), eller reflektera detsamma med en lämplig poolfaktor i relevant Clearingsystems arkiv. Emittenten ska meddela relevanta Clearingsystem och Fiscal Agent om en eventuell proportionerlig minskning av det utestående kapitalbeloppet för Lånen eller (om tillämpligt) den från tid till annan lämpliga poolfaktorn. Om Emittenten väljer att tillämpa en poolfaktor ska Återbetalningsbeloppet (med anledning av utbetalning på den relevanta Återbetalningsdagen) vara lika med Lånens Kapitalbelopp multiplicerat med den tillämpliga poolfaktorn på den relevanta Återbetalningsdagen.

(s) ***Köp av Lån***

Emittenten och dess dotterbolag (om några) kan när som helst köpa Lån på den öppna marknaden eller på annat sätt för vilket pris som helst **förutsatt att**, gällande räntebärande Lån som är Definitiva Lån, alla ej förfallna Payment Receipts och Kuponger därtill tillhörande köps därmed.

(t) ***Förfarande för Betalning vid Återbetalning***

Alla återbetalningar av Lån av typen VP, VPS, Svenska eller Finska Lån enligt detta Villkor 6 (*Återbetalning och Köp*) ska ske i enlighet med reglerna för VP gällande Lån av typen VP, reglerna för VPS gällande Lån av typen VPS, reglerna för Euroclear Sverige gällande Svenska Lån och reglerna för Euroclear Finland gällande Finska Lån.

(u) ***Betalning av Korrigeringsbelopp vid Förtida Inlösen***

Om detta Villkor 6(u) (*Betalning av Korrigeringsbelopp vid Förtida Inlösen*) finns specificerat som tillämpligt i de Slutliga Villkoren ska det betalbara Förtida Återbetalningsbeloppet till Innehavarna reduceras med alla gällande Korrigeringsbelopp, där: "**Korrigeringsbelopp**" syftar till ett belopp som fastställs av Beräkningsombudet enligt dennes självständiga bedömning på ett



kommersiellt rimligt sätt motsvarande summan av (utan duplicering) alla kostnader, utgifter (inklusive förlust av finansiering), skatter och förpliktelser som ingåtts av Emittenten i anslutning till sådan tidigare återbetalning, samt det relaterade avslutandet, kvittandet eller återinförandet av någon hedge eller liknande handelsposition, plus varje belopp som ska betalas av någon hedgemotpart eller swapmotpart till Emittenten eller minus varje belopp som ska betalas av Emittenten till den relevanta hedgemotparten eller swapmotparten lika med varje belopp som ska betalas som ett resultat av avslutande av någon swaptransaktion som har ingåtts i samband med Lånen, **förutsatt att** ett sådant belopp är större än noll.

(v) **TOM Ackumulerande Strategi**

Om ”TOM Ackumulerande Strategi” angetts som tillämpligt i relevanta Slutliga Villkor kommer Återbetalningsbeloppet vara lika med Lånens Kapitalbelopp multiplicerat med Deltagandegraden och multiplicerat med Slutliga TOM-Värdet.

”**TOM-Värdet**” kommer vara 100 % vid Startdagen och därefter lika med TOM Värdet på den föregående TOM-Värderingsdagen multiplicerat med den tillämpliga TOM Värdetvecklingen som är tillämpligt på den relevanta TOM-Perioden eller NTOM-Perioden (såsom tillämpligt).

”**Slutliga TOM-Värdet**” kommer vara TOM-Värdet på den slutliga TOM Värderingsdagen, eller, om ”TOM Slutvärde Medelvärdesberäkning” specificerats i de tillämpliga Slutliga Villkoren, medelvärdet av de TOM-Värden som bestäms på varje TOM Slutvärde Medelberäkningsdag.

”**TOM-Värdeutvecklingen**” kommer vara lika med summan av 1 och Korgavkastningen för varje TOM-Period, och summan av 1 och Referensränteavkastningen för varje NTOM-Period. Om ”Slutlig TOM-Period-Värdeutveckling Medelvärdesberäkning” specificerats som tillämpligt i de tillämpliga Slutliga Villkoren, ska TOM-Värdeutvecklingen som används för att bestämma TOM-Värdet på TOM-Värderingsdagen som inträffar på slutet av vardera av de sista N TOM-perioder under Lånens löptid, ersättas med Genomsnittliga Slutliga TOM-period-Värdeutvecklingen.

”**Genomsnittliga Slutliga TOM-period-Värdeutvecklingen**” ska bestämmas av Emittenten på slutet av varje TOM-period som medelvärdet av TOM-Värdeutvecklingen för varje slutligt N antal TOM-perioder under Lånens Löptid.

”**N**” kommer vara det värde som anges i Slutliga Villkoren.

”**Korgavkastningen**” kommer vara lika med Tilläggsbeloppet för relevant TOM-Period, beräknad i enlighet med den/de värdeutvecklingsstruktur(er) som specificerats i tillämpliga Slutliga Villkor och uttryckta som ett procentvärde av Lånens Kapitalbelopp, dock att hänvisningar till ”Startdag” och eventuella Medelvärdesberäkningsdagar ska förstås som hänvisningar till relevant TOM Inledande Beräkningsdag och eventuella tillämpliga Medelvärdesberäkningsdagar, och hänvisningar till ”Värderingsdag” och eventuella Medelvärdesberäkningsdagar ska förstås som hänvisningar till relevant TOM Slutlig Beräkningsdag och eventuella relaterade Medelvärdesberäkningsdagar.

”**Referensränteavkastning**” kommer vara lika med den tillämpliga Referensräntan multiplicerad med den relevanta Dagberäkningsmetoden.

(w) **Förtida Inlösen för Lån med Autocallable-nivå-struktur**

Om Autocall-händelsen inträffat på en Värderingsdag (annat än på den slutliga Värderingsdagen), ska Emittenten meddela Fordringshavarna därom i enlighet med Villkor 16 (*Meddelanden*) och förtidsinlösa Lånen i sin helhet vid det senare av: (i) nästa Förtida Återbetalningsdag, och (ii) den dag som inträffar 40 dagar efter den relevanta Värderingsdagen. Inlösen ska ske till ett belopp som motsvarar Lånets Kapitalbelopp, plus eventuell Ränta som ska betalas enligt Villkor 5(u) (*Autocallable-nivå*).

(x) **Lock-In Korggolv**

Om "Lock-In Korggolv" har specificerats i de tillämpliga Slutliga Villkoren, ska, om Korgavkastningen överstiger relevant Barriärnivå på någon Värderingsdag, hänvisningar till Korgavkastningen bytas ut mot hänvisningar till Lock-In Korggolv för beräkning av Tilläggsbelopp i enlighet med tillämpliga värdeutvecklingsstrukturer i Villkor 6(a) (*Återbetalning på Förfalldagen*) som närmare anges i tillämpliga Slutliga Villkor.

"**Lock-In Korggolv**" ska vara det högre av Lägsta Korgavkastningen och Korgavkastningen på den slutliga Värderingsdagen.

7. **Beskattning**

- (a) Alla belopp (vare sig kapital, återbetalningsbelopp, ränta eller annat) avseende Lånen kommer betalas utan innehållande av eller avdrag för, eller med anledning av, nuvarande eller framtida skatter eller annan avgift oavsett om dessa påförs eller påläggs av eller på uppdrag av jurisdiktionen för Emittentens hemvist eller någon politisk underavdelning därav eller någon myndighet eller organ som däri eller därav berättigas att beskatta, såvida innehållandet eller avdraget av sådana skatter eller andra avgifter krävs av lag. I händelse därav ska Emittenten betala sådana extrabelopp som krävs för att Innehavarnas nettofordran efter sådant innehållande eller avdrag ska vara lika med respektive belopp som skulle ha utgjort fordran i avsaknad av nämnda innehållande eller avdrag, dock att inga sådana extrabelopp ska vara betalbara för Lån eller Kuponger som presenterats för betalning:
- (i) inom jurisdiktionen för Emittentens hemvist,
  - (ii) av eller till förmån för en Fordringshavare som är ansvarig för sådana skatter eller förpliktelser med hänsyn till sådana Lån eller Kuponger med anledning av att sådan Fordringshavare har någon anknytning med jurisdiktionen för Emittentens hemvist annan än själva innehavet av sådant Lån eller Kupong, eller
  - (iii) fler än trettio dagar efter det Relevanta Datumet, förutom i sådan utsträckning som den relevanta Innehavaren skulle vara berättigad till sådana extrabelopp vid presentation av den samma för betalning vid utlöpanet av sådan trettiodagarsperiod, eller
  - (iv) av eller på uppdrag av en Fordringshavare som inte skulle vara förpliktigad eller omfattas av innehållandet eller avdraget genom att lämna en deklaration för utomlandsboende eller andra liknande yrkande till relevant skattemyndighet, eller
  - (v) där sådant innehållande eller avdrag påläggs på en betalning till en individ och så måste påläggas i enlighet med EU-direktiv 2003/48/EG eller lag i syfte att tillämpa eller uppfylla, eller introducerats för att överensstämna med, sådant Direktiv, eller
  - (vi) av eller på uppdrag av en Fordringshavare som skulle kunna ha möjligheten att undvika sådant innehållande eller avdrag genom att presentera det relevanta Lånet, Payment Receipt eller Kupong för ett annat Betalningsombud i en Medlemsstat inom den Europeiska Unionen.
- (b) Vid tillämpning av dessa Villkor syftar "**Relevant datum**" till det datum när sådan betalning först förfaller och blir betalbar, men om det fullständiga beloppet av de betalbara pengarna inte har mottagits av Fiscal Agent eller, om fallet är sådant, Registreringsagenten eller, såvitt endast avser Lån i Schweiziska Franc, den Schweiziska Betalningsagenten på eller innan sådant förfalldatum syftar det till det första datumet när det fullständiga beloppet har mottagits och tillkännagivande om detta har givits till Innehavarna av sådana Lån i de relevanta serierna i enlighet med Villkor 16 (*Meddelanden*).
- (c) Alla referenser i dessa Villkor till kapitalbelopp, återbetalningsbelopp och/eller ränta med hänsyn till Lån ska omfatta eventuella extrabelopp som kan bli betalbara under detta Villkor 7 (*Beskattning*) eller eventuella åtaganden som ges därtill eller som ersättning därför.
- (d) Utan hinder av detta Villkor 7 (*Beskattning*) eller Villkor 8 (*Betalningar*) ska Emittenten tillåtas att innehålla och göra avdrag för eller till följd av eventuella skatter som pålagts i enlighet med

avsnitten 1471 till 1474 under U.S. Internal Revenue Code of 1986, såsom ändrad, och lagstiftning som utfärdats därunder i enlighet med alla mellanstatliga avtal, eller implementering av lagstiftning som antagits av andra jurisdiktioner i anslutning till dessa bestämmelser, eller i enlighet med avtal med U.S. Internal Revenue Service, för alla betalbara belopp gällande Lånen och ska inte krävas på betalning av extrabelopp gällande sådana skatter.

## 8. **Betalningar**

### (1) ***Betalningar — Innehavarlån***

- (a) Detta Villkor 8(1) är tillämpligt för Innehavarlån.
- (b) Betalning av förfallna belopp (inklusive upplupen ränta) vid inlösen av Innehavarlån kommer göras mot uppvisande och återlämnande av relevanta Innehavarlån till något av Betalningsombuden eller order, förutom i händelse av en delvis inlösen till följd av otillräckliga medel eller betalning av ett Amorteringsbelopp (annat än det slutliga Amorteringsbeloppet).

Betalning av Amorteringsbelopp (andra än slutliga Amorteringsbeloppet) för Amorterande Lån kommer ske mot presentation av det Innehavarlånet tillsammans med (i förekommande fall) det relevanta Payment Receiptst och återlämnandet av sådant Payment Receipts.

Payment Receiptsa är inte och ska inte under några som helst omständigheter anses utgöra ägarbevis och om de separeras från det Innehavarlånet som de tillhör kommer de ej heller vara bärare av någon förpliktelse för Emittenten.

Således ska presentationen av Innehavarlån utan tillhörande Payment Receiptst eller uppvisande av ett Payment Receipts utan det Innehavarlånet som detta tillhör inte berättiga Innehavaren till någon betalning med hänsyn till det relevanta Amorteringsbeloppet.

- (c) Betalning av förfallna belopp avseende ränta på Innehavarlån kommer ske:
  - (i) i de fall det rör sig om ett Temporärt Globalt Lån eller Permanent Globalt Lån, mot presentation av det relevanta Temporära Globala Lånet eller Permanenta Globala Lånet vid det angivna kontoret hos något av Betalningsombuden utanför USA och, gällande Temporära Globala Lån, med vederbörlig certifiering som krävs däri,
  - (ii) i de fall det rör sig om Definitiva Lån utan bifogade Kuponger därtill vid tidpunkten för deras ursprungliga leverans, mot presentation av de relevanta Definitiva Lånen vid det angivna kontoret hos något av Betalningsombuden utanför USA, och
  - (iii) i de fall det rör sig om Definitiva Lån som levererats med bifogade Kuponger därtill vid tidpunkten för deras ursprungliga leverans, mot avträdet av relevanta Kuponger vid det angivna kontoret hos något av Betalningsombuden utanför USA.
- (d) Om förfallodagen för betalning av något förfallet belopp (vare sig det gäller kapital, räntor eller annat) gällande något Fysiskt Lån inte är en Bankdag kommer Innehavaren därav inte vara berättigad betalning därav förrän nästkommande sådan Bankdag och inga ytterligare betalningar kommer bero på sådan fördröjning förutom i händelse av en efterföljande underlåtenhet till betalning i enlighet med dessa Villkor inträffar.
- (e) Varje Definitivt Lån som ursprungligen levererats med bifogade Kuponger eller Payment Receipts ska återlämnas för slutlig inlösen tillsammans med alla tillhörande, ej förfallna Kuponger eller Payment Receipts, i annat fall ska:
  - (i) i de fall det rör sig om Definitiva Lån som är räntebärande till en fast ränta eller fasta räntor, beloppet för eventuella saknade ej förfallna Kuponger dras

av från det belopp som annars är betalbart vid sådan slutlig inlösen, där beloppet som dras av blir betalbart mot återlämnas från den relevanta Kupongen vid det angivna kontoret hos något av Betalningsombuden när som helst innan tioårsdagen efter förfalldatumet för sådan slutlig inlösen eller, om senare, femårsdagen från förfalldatumet för sådan Kupong;

- (ii) i de fall det rör sig om Definitiva Lån som är räntebärande till en rörlig ränta, eller till en marginal över eller under en sådan, alla ej förfallna Kuponger relaterade till sådana Definitiva Lån (oavsett om de återlämnas därmed) bli ogiltiga och ingen betalning kommer därefter utgå för dem; och
- (iii) i de fall det rör sig om Innehavarlån som ursprungligen levererats med bifogade Payment Receipts därtill, alla Payment Receipts gällande sådana Innehavarlån med hänsyn till en betalning av ett Amorteringsbelopp som (men för sådan inlösen) skulle ha förfallit på ett datum efter sådant förfalldatum för inlösen (oavsett om de därmed återlämnas), bli ogiltiga och ingen betalning kommer därefter att utgå för dem.

(2) **Betalningar — Registrerade Lån**

- (a) Detta Villkor 8(2) är tillämpligt för Registrerade Lån.
- (b) Betalning av förfallna belopp (inklusive upplupen ränta) vid den slutliga inlösen av Registrerade Lån kommer ske mot presentation och återlämnande av de relevanta Registrerade Lånen vid det specificerade kontoret hos Registreringsagenten, förutom i händelse av en delvis inlösen till följd av otillräckliga medel. Om förfalldatumet för betalning av det slutliga Återbetalningsbeloppet för de Registrerade Lånen inte är en Bankdag kommer Innehavaren inte vara berättigad till betalning därav förrän nästföljande sådan Bankdag och ingen ytterligare betalning kommer bero därav till följd av sådan fördröjning förutom i händelse av en efterföljande underlåtenhet till betalning i enlighet med dessa Villkor inträffar.
- (c) Betalning av förfallna (förutom gällande den slutliga inlösen av Registrerade Lån) belopp (huruvida kapital, ränta eller eljest) med hänsyn till Registrerade Lån kommer betalas till Innehavarna därav (eller, i de fall det rör sig om flera Fordringshavare, den förstnämnda) som framgår i registret som förs av Registreringsagenten vid öppningen av verksamheten (New York-tid) på den femtonde Bankdagen i New York före sådant förfalldatum för sådan betalning ("**Avstämningsdagen**").
- (d) Oaktat bestämmelserna i Villkor 8(8)(b), kommer betalning av förfallen ränta (annan än avseende slutgiltig inlösen av Registrerade Lån) gällande Registrerade Lån att ske med check utfärdad i bank i tillämpligt finanscentrum och postas till adressen (enligt register som upprättats av registrator) till dess Fordringshavare (eller vid flera Fordringshavare, den förstnämnde) på den Bankdag som närmast föregår gällande betalningsdag, om inte Innehavaren (eller vid flera Fordringshavare, den förstnämnde) före gällande avstämningsdag har ansökt till registrator och registrator har godkänt sådan ansökan om att betalning ska ske till ett härför avsett konto (i nämnda fall ett utländskt konto i en auktoriserad valutahandelsbank).

(3) **Betalningar – Lån i Schweiziska Franc**

Detta Villkor 8(3) gäller för Lån i Schweiziska Franc.

Betalning av kapitalbelopp och/eller ränta ska ske i fritt tillgängliga schweiziska franc utan uppbördskostnader i Schweiz till Fordringshavarna och/eller Innehavare av Kuponger, utan några begränsningar, under alla omständigheter, oavsett nationalitet, hemort eller vistelseort för Fordringshavarna och/eller Innehavarna av Kuponger och utan att någon certifiering, skriftlig försäkran eller något uppfyllande av någon annan formalitet krävs.

Betalning till den Schweiziska Betalningsagenten av Emittenten och mottagandet av den schweiziska betalningsagenten av förfallen punktlig betalning i Schweiziska Franc i Schweiz ska frita Emittenten från dess förpliktelser enligt Lån och Kuponger vad gäller betalning av

huvudkapital och förfallen ränta till betalning på respektive betalningsdatum enligt omfattningen på dessa betalningar.

(4) **Betalningar – VP-Lån**

Betalningar av kapitalbelopp och/eller ränta avseende VP-Lån ska ske till innehavarna enligt VP:s register per den femte Bankdagen (enligt definition i gällande VP-regler) före förfallodagen för sådan betalning, om denna dag är en dansk Bankdag eller annan Bankdag som ligger närmare förfallodagen enligt vad som anges i VP-reglerna och kommer att ske enligt nämnda VP-regler. Denna dag ska vara "**Bokföringsdag**" avseende VP-Lån enligt VP-reglerna.

(5) **Betalningar – VPS-Lån**

Betalningar av kapitalbelopp och/eller ränta avseende VPS-värdepapper ska ske till registrerade Fordringshavare i VPS-Systemet (enligt definition i gällande VPS-regler) som anges i tillämpliga VPS-register före förfalldatum för sådan betalning eller annan Bankdag som ligger närmare förfalldatum som anges i VPS-reglerna och kommer att ske enligt nämnda VPS-regler. Denna dag ska vara "**Bokföringsdag**" avseende VPS-värdepapper enligt VPS-reglerna. *Vid dagen för detta Grundprospekt är utgångspunkten för VPS bokföringsdag med avseende på Återbetalningsbelopp att den infaller två dagar före den relevanta betalningsdagen. Bokföringsdagar för räntebetalningar infaller femton bankdagar före den relevanta betalningsdagen.*

(6) **Betalningar – Svenska Lån**

Betalningar av kapitalbelopp och/eller ränta avseende Svenska Lån ska göras till Fordringshavare enligt register förda av Euroclear Sverige, på den femte Bankdagen (enligt definition i Euroclear Sveriges gällande regler) före förfallodagen för sådan betalning om denna dag är Bankdag i Stockholm eller annan Bankdag som ligger närmare förfallodagen enligt vad som anges i Euroclear Sveriges regler och kommer att ske enligt Euroclear Sveriges regler. Denna dag ska vara "**Bokföringsdag**" avseende Svenska Värdepapper enligt Euroclear Sveriges regler.

(7) **Betalningar – Finska Lån**

Betalningar av kapitalbelopp och/eller ränta avseende Finska Lån ska göras till Fordringshavare enligt register förda av Euroclear Finland på den femte Bankdagen (enligt definition i Euroclear Finlands gällande regler) före förfallodagen för sådan betalning om denna dag är Bankdag i Helsingfors eller annan Bankdag som ligger närmare förfallodagen enligt vad som anges i Euroclear Finlands regler och kommer att ske enligt Euroclear Finlands regler. Denna dag ska vara "**Bokföringsdag**" avseende Finska Lån enligt Euroclear Finlands regler.

(8) **Betalningar – allmänna villkor**

(a) Förutom i de fall som anges på andra ställen i detta dokument gäller detta Villkor 8 (*Betalningar*) för Lån i fysisk eller registrerad form.

(b) Betalningar av förfallet belopp (vare sig gällande kapitalbelopp, ränta eller annat) avseende Lån i en annan valuta än euro sker med check utställd på eller överförs till ett konto som tillhör betalningsmottagaren hos en bank i tillämpligt finanscentrum och gällande Lån i euro med check utställd på eller genom överföring till ett eurokonto (eller annat konto till vilket euro kan krediteras eller överföras) som innehas av betalningsmottagaren hos en bank i huvudfinanscentret i en medlemsstat i Europeiska unionen. Betalningar lyder under alla omständigheter under gällande skattelagstiftning och annan lagstiftning, utan inverkan på bestämmelserna i Villkor 7 (*Beskattning*).

(c) För dessa Villkor:

Räntebetalningsdagar avseende Lån med Fast Ränta, Inflationslänkade Lån, Lån med Räntejustering eller Nollkuponglån lyder under Bankdagskonventionen Efterföljande Bankdag, om inte annat anges i de Slutliga Villkoren. Ränta utgår därefter endast fram till och med den ursprungligt planerade Räntebetalningsdagen, Återbetalningsdagen respektive Förtida Återbetalningsdagen (som tillämpligt).

Räntebetalningsdagar avseende Lån med Rörlig Ränta lyder under Bankdagskonventionen Modifierad Efterföljande Bankdag, om inte annat anges i de Slutliga Villkoren. Ränta kommer därefter att beräknas justerat eller ojusterat, enligt vad som anges i de Slutliga Villkoren.

För andra värdepapper gäller Bankdagskonventionen Efterföljande Bankdag, om inte annat anges i de Slutliga Villkoren.

Om någon annan Bankdagskonvention än ovan gäller för Lånen i fråga, ska den tillämpliga Bankdagskonventionen anges och beskrivas i de Slutliga Villkoren.

- (d) Om tillämpligt Clearinginstitut förhindras att göra en betalning enligt Villkoren ovan på grund av en försening av Emittentens fullgöranden eller av någon annan anledning, gör Clearinginstitutet i fråga betalningen till varje person som är registrerad som Fordringshavare per gällande avstämningsdag så snart som betalning mottagits från Emittenten eller anledningen till förseningen har upphört.
- (e) Om Emittenten förhindras från att göra betalningar till Innehavarna genom tillämpligt Clearinginstitut på grund av att Clearinginstitutet i fråga drabbats av en händelse eller omständighet som anges i första stycket av Villkor 22 (*Ansvarsbegränsning etc.*), är Emittenten berättigad till att skjuta upp betalningen till dess händelsen eller omständigheten som påverkar Clearinginstitutet i fråga har upphört. I sådana fall utgår ränta enligt Villkor 8 (9) (*Dröjsmålsränta*).
- (f) Om en person eller juridisk person till vilken betalning skett enligt Villkoren ovan, inte varit berättigad till sådan betalning, ska Emittenten och tillämpligt Clearinginstitut vara befriade från sina respektive betalningsförpliktelser, om inte Emittenten eller tillämpligt Clearinginstitut hade kännedom om att betalningen gjordes till en person eller juridisk person som inte var berättigad till betalningen eller om Emittenten eller tillämpligt Clearinginstitut inte agerade med tillbörlig aktsamhet.
- (g) Utan att det påverkar Villkor 7 (*Beskattnings*) är alla betalningar som görs i förhållande till Lånen i alla fall föremål för de skatteregler och andra lagar och bestämmelser som är tillämpliga vid den plats där betalningen görs. Om Emittenten (eller en agent som företräder denne) är förhindrad att utföra någon betalning på grund av någon tillämplig lag eller bestämmelse bär Emittenten inget ansvar gentemot Fordringshavarna för någon försening eller underlåtelse att betala till någon innehavare.

(9) ***Dröjsmålsränta***

- (a) Vid försenad betalning utgår dröjsmålsränta på det förfallna och obetalda beloppet från förfalldatum fram till och med den dag betalning sker med en räntesats som är lika med basräntesatsen (enligt de Slutliga Villkoren) för en vecka plus två procent. Basräntesatsen ska därpå fastställas av Emittenten på den första Bankdagen i varje kalendervecka under dröjsmålsperioden. Oaktat ovanstående ska dröjsmålsräntesatsen på räntebärande Lån inte vara lägre än den ränta som gällde för värdepappren i fråga på förfalldagen plus två procent (förutom vid de omständigheter som anges i paragraf (b) nedan). Dröjsmålsränta får inte kapitaliseras.
- (b) Om förseningen av betalningen gällande Lån beror på någon händelse eller omständighet som drabbat Emittenten eller tillämpligt Clearinginstitut enligt första paragrafen i Villkor 22 (*Ansvarsbegränsning etc.*) får dröjsmålsräntan avseende räntebärande Lån inte överskrida den räntesats som gällde för värdepappren i fråga på förfalldagen (utan två procents tillägg enligt föregående paragraf) och, avseende icke räntebärande Lån, ska ingen dröjsmålsränta tillkomma eller utgå.

(10) ***Uppskjuten Ränta***

- (a) Om ”Uppskjuten Ränta” har specificerats som tillämpligt i tillämpliga Slutliga Villkor så ska, oavsett vad som i övrigt framgår i Villkoren, Emittenten helt (och inte delvis) uppskjuta utbetalning av ett Räntebelopp som annars skulle betalats till

Fordringshavarna på en Räntebetalningsdag till det tidigare av a) Återbetalningsdagen för Lånen; och (b) sådan Förtida Återbetalningsdag som Lånen helt inlöses.

- (b) Ett Räntebelopp som Emittenten är skyldig att uppskjuta betalning av i enlighet med detta Villkor 8(10) (*Uppskjuten Ränta*) och som inte har återbetalats ska anses vara ett ”**Uppskjutet Räntebelopp**”. Underlåtenhet att betala något Uppskjutet Räntebelopp på avsedd Räntebetalningsdag i enlighet med detta Villkor 8(10) (*Uppskjuten Ränta*) innebär inte att Emittenten begår någon överträdelse av Villkoren avseende Lånen i, eller på något annat sätt anses vara en överträdelse. Uppskjutna Räntebelopp berättigar inte till Ränta.

## 9. **Lagändring**

Följande Villkor ska tillämpas på alla Lån såvida "Lagändring" anges vara ej tillämpligt i gällande Slutliga Villkor.

- (a) Om det, enligt Emittentens åsikt som en följd av lagändring, påbud, bestämmelse eller motsvarande eller på grund av beslut av myndighet eller ändring av tillämpningen därav eller på grund av moratorium, valutarestriktion, embargo, blockad eller bojkott av centralbank, nationell regering eller annan offentlig myndighet som Förenta nationerna eller Europeiska unionen (vardera en "**Lagändring**") skulle bli olagligt, betydligt svårare eller leda till betydande skadat rykte för Emittenten att utfärda och inneha Lån eller om det blir olagligt eller svårare för Emittenten eller tredje part eller leda till betydande skadat rykte för Emittenten att inneha, förvärva eller avveckla Referenstillgångar eller att ingå i derivattransaktioner gällande Referenstillgång, som kan ingås för att skydda Emittentens exponering på grund av värdepappren, kan Emittenten bestämma att den Påverkade Referenstillgången ska ersättas av en ersättningsreferenstillgång (som väljs av Emittenten enligt självständiga bedömning) eller alternativt justera beräkningen av Återbetalningsbeloppet.
- (b) Om Emittenten fastställer att det inte skulle ge ett rimligt resultat att ersätta den Påverkade Referenstillgången eller att justera den tillämpliga beräkningen kan Emittenten genomföra en förtida beräkning av Återbetalningsbeloppet och eller avkastningen. En sådan beräkning ska baseras på det senaste publicerade värdet för Referenstillgången. När Emittenten har fastställt Återbetalningsbeloppet och/eller avkastningen ska Emittenten meddela Innehavarna om beloppet för Återbetalningsbelopp och/eller avkastning och den räntesats som ska fortsätta att utgå på värdepappren, vilket ska vara en marknadsränta. Återbetalningsbeloppet (inklusive ackumulerad ränta, om så är tillämpligt) ska betalas på inlösendagen.
- (c) Emittenten ska vara berättigad till att göra eventuella tillägg, justeringar eller ändringar av Villkoren efter vad Emittenten finner nödvändigt i samband med en lagändring.

## 10. **Ökade Riskhanteringskostnader**

Följande Villkor ska tillämpas på alla Lån såvida "Ökade Riskhanteringskostnader" anges vara ej tillämpligt i tillämpliga Slutliga Villkor:

- (a) Om Emittentens kostnader för innehav, förvärv eller avveckling av Referenstillgångar eller inträdande i, underhåll eller avslut av derivatinstrument som hör till Referenstillgången för ändamålet att hantera Emittentens exponering på grund av värdepappren, enligt Emittentens åsikt som en följd av eventuell ändring av lagändring, påbud, bestämmelse eller motsvarande eller beslut av myndighet eller ändring av tillämpningen därav eller på grund av någon annan händelse eller omständighet som inte direkt kan tillskrivas försämrad kreditbedömning av Emittenten, enligt Emittenten, skulle öka på ett sätt som inte är obetydligt för Emittenten eller om Emittentens riskhanteringskostnader, av någon annan anledning än ovanstående enligt Emittenten skulle öka eller om riskhanteringskostnaderna enligt emittentens åsikt skulle öka betydligt (alla utgör en "**Ökad Kostnad**"), får Emittenten bestämma att den Påverkade Referenstillgången ska ersättas av en ersättningsreferenstillgång eller alternativt justera beräkningen av Återbetalningsbeloppet.
- (b) I fall där Emittenten anser att det inte skulle leda till ett kommersiellt skäligt resultat att ersätta den relevanta Referenstillgången eller att justera den tillämpliga beräkningen kan Emittenten

genomföra en tidig beräkning av Återbetalningsbeloppet och/eller avkastningen. Dylika tidiga beräkningar ska grundas på senast publicerade värde på Referenstillgången. När Emittenten har fastställt Återbetalningsbeloppet och/eller avkastningen ska Emittenten meddela Innehavarna om beloppet för Återbetalningsbelopp och/eller avkastning och den räntesats som ska fortsätta att utgå på värdepappren, vilket ska vara en marknadsränta. Återbetalningsbeloppet (inklusive ackumulerad ränta, om så är tillämpligt) ska betalas på Återbetalningsdagen.

- (c) Emittenten ska ha rätt att göra eventuella tillägg, justeringar eller ändringar till de Villkor som Emittenten anser nödvändiga i samband med en Ökad Kostnad.

#### 11. **Störning av Riskhantering**

Följande Villkor ska tillämpas på alla Lån såvida "Störning av Riskhantering" anges vara ej tillämpligt i tillämpliga Slutliga Villkor:

- (a) I fall där Emittenten anse, efter att ha nyttjat affärsmässigt rimliga insatser, det skulle vara avsevärt mycket svårare eller omöjligt att inneha, införskaffa, upprätta, återupprätta, byta ut, underhålla, avveckla eller avyttra Referenstillgångar eller ingå transaktioner eller införskaffa finansiella instrument för att använda vid hedging/riskhantering med hänvisning till Referenstillgångar som har införskaffats för att säkerställa Emittentens exponering/leveransskuldighet enligt Notes), (varje dylik tilldragelse är en "**Störning av Riskhantering**") kan Emittenten besluta att den relevanta Referenstillgången ska bytas ut mot en ny Referenstillgång eller alternativt justera beräkningen av Återbetalningsbeloppet.
- (b) Om Emittenten anser att det inte skulle leda till ett rättvist resultat om man byter ut den relevanta Referenstillgången eller om man justerar den gällande beräkningen kan Emittenten genomföra en tidig beräkning av Återbetalningsbeloppet och/eller avkastningen. När Emittenten har fastslagit Återbetalningsbeloppet och/eller avkastningen ska Emittenten meddela Innehavarna om de extra summorna och/eller summan av avkastningen och vilken ränta som ska fortsätta att utgå på Notes, en ränta som ska vara marknadsmässig. Återbetalningsbeloppet (inklusive ackumulerad ränta, om så är tillämpligt) ska betalas på inlösendagen.

#### 12. **Preskription**

- (a) Innehavarlån och tillhörande Kuponger blir ogiltiga om de inte löses in inom tio år (eller, avseende Kuponger och med förbehåll för Villkor 8(1)(e), fem år) efter förfallodatumet för betalning.
- (b) Krav mot Emittenten avseende Registrerade Lån kommer att preskriberas om de inte görs inom 10 år (eller, avseende krav i samband med ränta, fem år) efter förfalldagen för betalning.
- (c) Krav avseende Finska Lån ska preskriberas tre år efter relevant betalningsdatum (avseende krav på både kapital och ränta).
- (d) Krav mot Emittenten på betalning av ett Återbetalningsbelopp avseende Svenska Lån eller VPS-Lån kommer att preskriberas såvida de inte reses inom tio år efter den relevanta Återbetalningsdagen. Krav mot den Emittenten gällande betalning av ränta eller annan avkastning avseende Svenska Lån eller VPS Lån ska avskivas såvida inte kravet görs inom tre år räknat från räntans förfalldag.

Om preskriptionstiden för Svenska Lån avbryts kommer en ny preskriptionstid på tio år att påbörjas för fordringar avseende lösenbelopp och tre år för fordringar avseende räntebelopp och annan avkastning. När preskriptionstiden avbryts på grund av eventuell bekräftelse, krav eller påminnelse, ska en ny preskriptionstid börja på den dag då avbrottet inträffade eller om preskriptionen avbryts genom rättsliga förfaranden eller ett krav på betalning väcks vid en domstol, tillsynsmyndighet eller skiljeförfarande, konkurs process eller för ett rättsligt ackordsförfarande, ska en ny preskriptionstid börja den dag då en dom eller slutligt beslut meddelas eller förfarandet avslutas på annat sätt.



13. **Betalningsombuden och Registreringsombudet**

Det första Betalningsombudet och Registreringsombudet och deras respektive första specificerade kontor anges nedan. Emittenten förbehåller sig rätten att när som helst ändra eller avbryta uppdraget åt Betalningsombud (vilket omfattar Fiscal Agent) eller Registreringsombud och utse ytterligare eller annat Betalningsombud eller annat Registreringsombud **förutsatt att** det alltid kommer att finnas (i) en Fiscal Agent, (ii) ett Registreringsombud (iii) ett betalningsombud med ett angivet kontor på det europeiska fastlandet men utanför den lagsaga där Emittentens företag är registrerat, (iv) ett betalningsombud i en medlemsstat i den europeiska unionen som inte ska åläggas att undanhålla eller dra av skatt enligt Europeiska rådets direktiv 2003/48/EC eller någon lag som genomför eller uppfyller, eller som introduceras för att efterleva dylika direktiv (v) förutsatt att eventuella VPS-Lån avvecklas av VPS, ett betalningsombud med ett specificerat kontor i Norge, (vi) förutsatt att Svenska Lån hanteras av Euroclear Sverige, ett Emittentombud med ett specificerat kontor i Sverige och (vii) förutsatt att Finska Lån hanteras av Euroclear Finland, ett Administrerande Institut med ett specificerat kontor i Finland. Betalningsombudet och Registreringsombudet förbehåller sig rätten att ändra sina respektive specificerade kontor till annat specificerat kontor i samma stad, och förutsatt att VP-Lån clearas genom VP, ska Emittenten, Fiscal Agent och VP Administrerande Institut ha samma respektive rättigheter och skyldigheter som uppkommer under Fiscal Agency-avtalet och ingen annan Betalningsagent ska ha några rättigheter eller skyldigheter därtill. Meddelanden om eventuella ändringar avseende identiteter eller specificerade kontor till betalningsombuden eller Registreringsombudet ska i god tid meddelas Innehavarna.

Avseende Lån i Schweiziska Franc ska Emittenten vid varje given tidpunkt tillse att en Betalningsagent har sitt specificerade kontor i Schweiz och att inte vid något tillfälle ha en Betalningsagent som har sitt specificerade kontor utanför Schweiz.

14. **Utfärdande av nya Lån för att ersätta gamla**

Om ett Lån, ett Payment Receipts eller en Kupong skulle tappas bort, stjälas, skadas, utplånas eller förstöras, kan den/det ersättas på Fiscal Agents angivna kontor (avseende Innehavarlån och Kuponger) eller om Registreringsagenten (avseende Registrerade Lån), i enlighet med alla tillämpliga lagar och de krav som ställs av eventuella börser och/eller noteringsmyndighet där de relevanta Lånen är noterade, efter betalning av Innehavaren av alla kostnader för sådan ersättning och på sådana villkor som omfattar bevisning, säkerhet, gottgörelse och i övrigt enligt Emittentens och Fiscal Agent eller, i förekommande fall, Registreringsagenten kan begära. Skadade eller vanställda Lån, Payment Receipts och Kuponger måste överlämnas innan nya kan utfärdas.

15. **Fordringshavarmöten; Ändringar**

Fiscal Agency-avtalet innehåller bestämmelser som är bindande för Emittenten och Fordringshavarna eller innehavare av Kuponger, avseende sammankallande av möten för Innehavare av Lån av varje Serie för att behandla frågor som berör deras intressen, innefattande ändringar av eller upphävande av de Villkor som gäller för alla Serier av Lån.

För VPS-Lån ska Fordringshavarmöten hållas i enlighet med Fiscal Agency-avtalet och relevanta regleringar för VPS. Avseende Fordringshavarmöten ska den person vars namn står på certifikatet från VPS betraktas som den Innehavare som anges i certifikatet i fråga **förutsatt att** han har åtagit sig att inte överföra några angivna VPS-Lån (före mötet är över).

För Svenska och Finska Lån ska Fordringshavarmöten hållas i enlighet med Fiscal Agency-avtalet.

Emittenten har rätt att göra ändringar i dessa Villkor som har godkänts vid ett möte med Innehavare av de relevanta Lånen. Emittenten ska i god tid meddela Innehavarna om ändringar av Villkoren i enlighet med Villkor 16 (*Meddelande*).

Om det, enligt Emittentens skäligen uppfattning, skett en förändring i någon marknadspraxis eller rådande marknadsläge som kan påverka någon Risksäkringsaktivitet på ett sådant sätt att det uppstår eller kan uppstå inkomplexiteter mellan villkoren för Risksäkringsaktiviteten och dessa

Villkor, så får Emittenten, utan Fordringshavarnas eller Betalningsagentens medgivande, ändra dessa Villkor i den utsträckning som krävs för att undvika sådana inkonsekvenser. Emittenten ska meddela Fordringshavarna och Betalningsagenten i enlighet med Villkor 16 (*Meddelanden*) efter att sådant beslut fattats.

Utöver ovanstående har Emittenten rätt att utan medgivande av Innehavarna ändra i dessa Villkor (inklusive relevanta Slutliga Villkor): (i) för att korrigera ett uppenbart fel eller (ii) i den utsträckning det krävs efter en förändring av gällande lag, eller (iii) i den mån en sådan ändring inte enligt Emittenten skulle vara till väsentlig nackdel för Innehavare av Lån.

16. **Meddelanden**

(a) ***Till innehavare av Innehavarlån***

Meddelande till innehavare av Innehavarlån ska, förutom i fall där ett annat effektivt sätt att kommunicera har angivits i de relevanta Slutliga Villkoren, betraktas som överlämnade om de offentliggörs på Emittentens webbsida på [www.nordea.com](http://www.nordea.com) eller [www.nordeamarkets.com](http://www.nordeamarkets.com) och avseende ett Temporärt Globalt Lån eller Permanent Globalt Lån som levereras till Euroclear och Clearstream, Luxemburg för kommunikation till de personer som anges ha intresse därav i deras annaler **under förutsättning** av att för Lån som givits tillstånd till notering och/eller handel på börser, att de regler som den börser eller noteringsmyndigheten har ska efterföljas. Meddelanden som överlämnas på detta sätt ska betraktas som överlämnade på det datum då de offentliggörs (eller, om de offentliggörs mer än en gång, det datum då de först offentliggjordes) eller, i förekommande fall det datum då en dylik leverans äger rum.

(b) ***Till innehavare av Registrerade Lån***

Meddelanden till innehavare av Registrerade Lån ska betraktas som överlämnade om de skickas med post till dem (eller, avseende gemensamma innehavare, den vars namn kommer först i det register som administreras av Registreringsombudet) till deras respektive adresser enligt inskrivning i det register som administreras av Registreringsombudet, och ska betraktas som överlämnat på den fjärde Bankdagen efter poststämpeln på brevet.

(c) ***Till Emittenten***

Meddelanden till NBAB ska betraktas som överlämnade om de levereras till Smålandsgatan 17, SE 105 71, Stockholm och om det tydligt står på utsidan "**Brådskande—Attn: Group Treasury**" och till NBF om det levereras till Aleksanterinkatu 36 B FIN-00020 Nordea (Helsingfors och om det tydligt står på utsidan "Brådskande—Attn:Group Treasury (eller till annan adress och för annan person som meddelats till innehavare av Lån i enlighet med detta Villkor 16) och ska betraktas som överlämnade vid öppningsdags på nästa Bankdag då Emittentens huvudkontor är öppet.

(d) ***Meddelanden avseende Lån i Schweiziska Franc***

Meddelanden avseende Lån i Schweiziska Franc ska, förutsatt att Lånen är noterade på SIX Swiss Exchange och att reglerna för SIX Swiss Exchange kräver det, betraktas som överlämnade om de offentliggörs av det schweiziska Betalningsagenten på bekostnad av Emittenten (i) på elektronisk väg på internet på hemsidan för SIX Swiss Exchange under avsnittet med rubriken "*Official Notices*" (där meddelanden för tillfället publiceras på adressen:[http://www.six-exchange-regulation.com/publications/published\\_notifications/official\\_notices\\_en.html](http://www.six-exchange-regulation.com/publications/published_notifications/official_notices_en.html)) eller (ii) på annat sätt i enlighet med reglerna för SIX Swiss Exchange. Meddelanden ska betraktas som överlämnade på det datum då offentliggörandet sker eller om de offentliggörs mer än en gång, på det datum då de offentliggörs första gången.

Avseende Lån i Schweiziska Franc som inte finns noterade på SIX Swiss Exchange ska meddelanden till innehavare av Lån överlämnas med hjälp av kommunikation via det schweiziska betalningsombudet till SIS (eller annan mellanhand) för vidarebefordran till Innehavare av Lån. Meddelanden som lämnas på detta sätt ska betraktas som överlämnade när kommunikationen kommer SIS tillhanda (eller annan mellanhand).

(e) **Meddelanden avseende VP-Lån**

Meddelanden avseende VP-Lån ska göras antingen (i) skriftligen och adresseras till Innehavare av VP-Lån på den adress som anges i det danska registret för Lån som administreras av VP:s emissionsinstitut i enlighet med reglerna för VP eller (ii) genom publicering på Emittentens hemsida [www.nordea.dk](http://www.nordea.dk) eller [www.nordea.com](http://www.nordea.com).

(f) **Meddelanden avseende VPS-Lån**

Meddelanden avseende VPS-Lån ska göras antingen (i) skriftligen, överlämnat till VPS för deras befordran till Fordringshavarna, (ii) skriftligen, och per post eller elektronisk post eller genom andra elektroniska kommunikationssätt, direkt till sådana Fordringshavare, eller (iii) genom att publiceras på Emittentens webbsida på [www.nordea.no](http://www.nordea.no) eller [www.nordea.com](http://www.nordea.com).

(g) **Meddelanden avseende Svenska Lån**

Meddelanden avseende Svenska Lån ska göras antingen (i) skriftligen och adresseras till Innehavare på den adress som anges i Euroclear Sveriges register och ska betraktas som överlämnade på den fjärde Bankdagen efter poststämpeln på kuvertet, eller (ii) genom att publiceras på Emittentens webbsida på [www.nordea.se](http://www.nordea.se) eller [www.nordea.com](http://www.nordea.com).

(h) **Meddelanden avseende Finska Lån**

Meddelanden avseende Finska Lån ska offentliggöras av Emittenten i en rikstäckande dagstidning i den jurisdiktion där Lån har bjudits ut till allmänheten eller på Emittentens hemsida [www.nordea.fi/joukkolainat](http://www.nordea.fi/joukkolainat) eller [www.nordea.com](http://www.nordea.com) eller annan hemsida som angivits i de Slutliga Villkoren för Lån i fråga. Skriftligt besked kan dessutom komma att skickas till Innehavare på den adress som finns antecknad i Emittentens register. I de fall besked har skickats ut som dematerialiserade säkerheter kan besked till Innehavare komma att skickas via Euroclear Finland och kontoansvariga. Meddelanden ska anses vara mottagna av Innehavare på den dag de publiceras i en rikstäckande dagstidning, på en relevant webbplats eller hos Euroclear Finland, eller, i de fall beskedet har skickats med brev, på den sjunde dagen efter dess avsändande.

17. **Tillhandahållande av information**

Avseende VP-Lån gäller att varje Innehavare samtycker till och ger godkännande till VP att till VPs Administrerande Institut på begäran tillhandahålla den information som finns registrerad hos VP som är relaterad till VP-Lån och innehavarna av VP-Lån, så att VPs Administrerande Institut kan tillhandahålla till alla relevanta danska myndigheter, inklusive det danska Finanstilsynet och de danska skattemyndigheterna all den information som erfordras under tillämpliga danska lagar. Sådan information ska inkludera, men inte vara begränsad till, identiteten på Innehavaren av VP-Lån, bostadsort för Innehavaren av VP-Lån, antalet VP-Lån hos den relevanta Innehavaren och adressen till den relevanta Innehavaren.

VPS Betalningsombud är förpliktigad, att på begäran förse alla relevanta norska myndigheter, inklusive den norska *Kredittilsynet* och den norska skattemyndigheten med information registrerad på relevant VPS-konto(n). Sådan information kan utgöras av vem som är den registrerade Innehavaren av Lånen, boplatssort för den registrerade Innehavaren av Lånen, antal Lånen registrerade för den registrerade Innehavaren av Lånen, den relevanta Innehavarens adress, den kontoansvarige med avseende på det relevanta VPS-kontot och huruvida Lånen är förvaltarregistrerade och identiteten för varje sådan förvaltare.

I förhållande till Svenska Lån gäller att varje Innehavare samtycker till och ger godkännande till Euroclear Sverige att till det svenska Administrerande Institutet på begäran tillhandahålla information till Euroclear Sverige, som är relaterad till Svenska Lån, och Innehavare av Svenska Lån, så att det svenska Administrerande Institutet kan tillhandahålla till alla relevanta svenska myndigheter, inklusive svenska Finansinspektionen och de svenska skattemyndigheterna all den information som erfordras under tillämpliga svenska lagar. Sådan information ska inkludera, men inte vara begränsad till, identiteten på den registrerade Innehavaren av Svenska Lån, bostadsort för den registrerade Innehavaren av de Svenska Lånen, antalet Svenska Lån som finns registrerade för den relevanta Innehavaren, adressen till den relevanta Innehavaren, den

kontoansvarige med avseende på det relevanta kontot för Euroclear Sverige (*Kontoförande*) och huruvida de Svenska Lånen är förvaltarregistrerade och identiteten för varje sådan förvaltare.

I förhållande till Finska Lån gäller att varje Innehavare samtycker till och ger godkännande till Euroclear Finland att till det svenska Administrerande Institutet på begäran tillhandahålla information till Euroclear Finland, som är relaterad till Finska Lån, och Innehavare av Finska Lån, så att det finska Administrerande Institutet kan tillhandahålla till alla relevanta finska myndigheter, inklusive finska finansinspektionen (*Finanssivalvonta*) och de finska skattemyndigheterna all den information som erfordras under tillämpliga finska lagar. Sådan information ska inkludera, men inte vara begränsad till, identiteten på den registrerade Innehavaren av Finska Lån, bostadsort för den registrerade Innehavaren av de Finska Lånen, antalet Finska Lån som finns registrerade för den relevanta Innehavaren, adressen till den relevanta Innehavaren, den kontoansvarige med avseende på det relevanta kontot för Euroclear Finland (*Tilinhoitaja*) och huruvida de Finska Lånen är förvaltarregistrerade och identiteten för varje sådan förvaltare.

18. **Ytterligare emissioner**

Emittenten kan från tid till annan komma att, utan godkännande från Innehavarna av eventuella Lån, i varje Serie skapa och utge ytterligare Lån och andra skuldsäkerheter, som har samma föreskrifter och villkor som de som gäller för Lån i sådana serier eller desamma, med undantag för beloppet på den första utbetalningen av ränta (om det blir någon), vilka kan komma att konsolideras och bilda en enda serie tillsammans med de utestående Lånen i en sådan Serie.

19. **Tillgång till information**

Avseende Svenska Lån har Emittenten rätt erhålla information om sådana Lån och dess Innehavare från Euroclear Sveriges innehavarregister.

Emittenten har rätt att begära och erhålla från det relevanta Clearinginstitut information rörande ett konto i det relevanta clearing-systemets innehavar-register för Lån (med undantag för Svenska Lån), inklusive, men inte begränsat till: (i) Innehavarens namn, personnummer eller annat identifieringsnummer, liksom postadress, (ii) de Lån som innehas och föreskrifterna och villkoren för sådana Lån, och (iii) där så är tillämpligt, antalet Lån och deras nominella belopp.

Emittenten ska ha tillgång till statistisk data och ägaruppgifter rörande Lånen och Fordringshavarna som registerats hos den centrala värdepappersförvararen som reglerat i avsnitt 36.3 av det danska Finanstilsynets kungörelse nr. 819 av den 2 juni 2013 om kontoföring m.m. av värdepapper hos en central värdepappersförvarare.

20. **Lagstiftning och jurisdiktion**

- (a) Lånen och alla utomkontraktuella förpliktelser som uppkommer utifrån eller i samband med dem kan komma att regleras av engelsk lagstiftning, svensk lagstiftning, finsk lagstiftning, dansk lagstiftning eller norsk lagstiftning, efter vad som specificeras i de Slutliga Villkoren. I förhållande till VP-Lån kommer dansk lagstiftning och jurisdiktion att vara tillämplig med avseende på registreringen av sådana sedlar i VP, och VP-Lån måste efterleva den danska lagen om värdepappershandel (*Lov om vaerdipapirhandel m.v.*), såsom vid var tid gällande, den danska lagen *Bekendtgørelse om registrering m.v. af fondsaktiver i en vaerdipapircentral*, såsom vid var tid gällande och den danska statens bestämmelse nr. 4, 4:e januari 2008, enligt ändringar. Norsk lagstiftning och jurisdiktion kommer att vara tillämplig med avseende på registreringen av sådana VPS-Lån i VPS. Svensk lagstiftning och jurisdiktion kommer att vara tillämplig med avseende på registreringen av sådana Svenska Lån i Euroclear Sverige, och de Svenska Lån måste efterleva Kontoföringslagen. Finsk lagstiftning och jurisdiktion kommer att vara tillämplig med avseende på registreringen av sådana Finska Lån i Euroclear Finland, och de Finska Lånen måste efterleva den finska lagen *laki arvo-osuusjärjestelmästä ja selvitystoiminnasta* (749/2012), enligt ändringar, och den finska lagen *laki arvo-osuustileistä* (827/1991), enligt ändringar, såväl som reglerna och bestämmelserna hos Euroclear Finland.
- (b) Med förbehåll för föreskrifterna i Villkor 20(a), godtar Emittenten oåterkalleligen för sedelinnehavarnas förmån, att de engelska domstolarna ska ha domsrätt att höra och fastställa

varje eventuell stämning, rättsprocess eller förhandling, och att bilägga varje tvist som kan uppkomma från eller i samband med Lån som regleras av engelsk lagstiftning (inkluderande en tvist som rör varje icke-kontraktmässig förpliktelse som uppkommer ur eller i samband med Lånen) ("**Rättsprocesser**" respektive "**Tvister**") och, för sådana ändamål, oåterkalleligen rätta sig efter domsrätten hos sådana domstolar. Emittenten avstår oåterkalleligen från varje eventuell invändning som denne nu eller i det följande skulle kunna ha gentemot de engelska domstolar som är utsedda till forum för att höra och avgöra alla eventuella Rättsprocesser, och att överenskomma alla eventuella Dispyter, och samtycker till att inte hävda att någon sådan domstol inte är ett lämpligt eller passande forum. Emittenten bekräftar att den process med vilken Tvister i England påbörjas kan delgivas Emittenten genom att delgivningen levereras till Nordea Bank Finland Plc, Londonkontoret vid deras registrerade adress i London från tid till en annan, deras nuvarande adress är 8th Floor, City Place House, 55 Basinghall Street, London EC2V 5NB eller, om annat, deras registrerade kontor kan från en tid till en annan vara någon av Emittentens adresser i Storbritannien vid vilken processen kan delges i enlighet med Companies Act 2006. Om en sådan person inte är eller upphör att vara funktionellt kapabel att ta emot delgivning på Emittentens vägnar, så ska Emittenten med omedelbar verkan utse en ytterligare person i England att kunna ta emot delgivning för process på Emittentens vägnar, och, om personen uraktlåter att sålunda utse någon inom 15 dagar, så varje Fordringshavare ha rätt att utse en sådan person med hjälp av ett skriftligt meddelande till Emittenten och levererat till Emittenten och meddelandet levererat till Emittenten eller till dennes Ekonomiska Agent. Ingenting som innehålls häri ska påverka rätten att delge process på vilket som helst annat sätt som tillåts enligt lag. Underkastelsen till Englands rättsväsen ska inte (och ska inte tolkas såsom att) det begränsar rätten för Fordringshavare eller någon av dem att vidta Rättsprocesser i någon annan domstol hos en kompetent jurisdiktion, och inte heller ska startande av Rättsprocesser i någon annan jurisdiktion förhindra att starta en Rättsprocess i någon annan jurisdiktion (vare sig Rättsprocesserna går samtidigt eller ej) om och i den utsträckning som det är tillåtet enligt tillämplig lag.

- (c) Om svensk rätt är specificerad i de Slutliga Villkoren som gällande rätt, så ska Tvister rörande tolkningen av dessa Villkor fastställas av svenska domstolar. Stockholms Tingsrätt ska vara domstol i första instans.
- (d) Om finsk rätt är specificerad i de Slutliga Villkoren som gällande rätt, så ska Tvister rörande tolkningen av dessa Villkor fastställas av finska domstolar. *Helsingin käräjäoikeus /Helsingfors' Tingsrätt* ska vara domstol i första instans.
- (e) Om dansk rätt är specificerad i de Slutliga Villkoren som gällande rätt, så ska Tvister rörande tolkningen av dessa Villkor fastställas av danska domstolar. *Københavns Byret* ska vara domstol i första instans.
- (f) Om norsk rätt är specificerad i de Slutliga Villkoren som gällande rätt, så ska Tvister rörande tolkningen av dessa Villkor fastställas av norska domstolar. *Oslo Tingrett* ska vara domstol i första instans.
- (g) Oavsett att en Fordringshavare avseende Svenska Lån under Kontoföringslagen eller de operationella procedurerna, reglerna och förordningarna hos Euroclear Sverige (tillsammans, "**Svenska Åtgärder**") kan ha rätt att vidta åtgärder gentemot Emittenten i anledning av obetalda belopp eller underlåtenhet att vidta åtgärder enligt Villkoren för sådana Svenska Lån, måste en svensk Fordringshavare uttömma alla tillgängliga åtgärder under den för Villkoren gällande rätten innan någon Rättsprocess kan bringas mot Emittenten med avseende på Svenska Åtgärder. Oavsett Villkoret 20(b), och bara i detta begränsade avseende, kan en Fordringshavare avseende Svenska Lån inte initiera samtidiga Rättsprocesser i Sverige.

## 21. **Tredjemansrättigheter**

Ingen person ska ha några rättigheter att verkställa något Villkor fört Lån under Contracts (Rights of Third Parties) Act 1999.

22. **Ansvarsbegränsningar etc.**

Emittenten och det relevanta Clearinginstitutet ska inte, i förbindelse med utförandet eller det påstådda utförandet av sina respektive skyldigheter med avseende på Lån, hållas ersättningsskyldiga för någon som helst skada som uppstår genom någon rättslig åtgärd eller annan åtgärd vidtagen av en officiell myndighet, eller krig, strejk, lockout, bojkott, blockad eller någon liknande omständighet. Reservationen gällande strejker, lockouter, bojkotter och blockader gäller även om den nämnda enheten vidtar sådana åtgärder, eller är föremål för sådana åtgärder.

Emittenten eller det relevanta Clearinginstitutet ska inte hållas ansvarigt för någon annan skada som uppstått, om denna enhet har använt normal omsorg. De förutnämnda enheterna ska inte i något fall hållas ansvariga för någon indirekt skada, följdskada och/eller förlust av vinst, annat än som ett resultat av eller i samband med grov försummelse hos Emittenten eller det relevanta Clearinginstitutet.

Skulle det föreligga något hinder för Emittenten eller det relevanta Clearinginstitutet att vidta någon åtgärd i enlighet med dessa Villkor på grund av omständigheter visade i det första stycket av detta Villkor 22 (*Ansvarsbegränsningar etc.*), så får sådana åtgärder uppskjutas tills hindret har upphört.

Reglerna enligt detta Villkor 22 (*Ansvarsbegränsningar etc.*) ska gälla om inte annat stadgat i tillämplig lag.

## DEL 2: SÄRSKILDA VILLKOR FÖR VISSA STRUKTURERADE LÅN

### 1. Marknadsavbrott

Följande bestämmelser ska tillämpas på alla Lån med undantag av sådana där Referenstillgångarna utgörs uteslutande av räntesatser, råvaror eller Referensenheter eller en kombination av det föregående, såvida inte ”Marknadsavbrott” är specificerat som inte tillämpligt i Slutliga Villkor:

- (a) Marknadsavbrott avseende Referenstillgång föreligger om någon av följande händelser, enligt Emittentens bedömning, inträffar:
  - (i) notering av officiell slutkurs för Referenstillgång eller väsentlig andel av de underliggande tillgångar som ingår i Referenstillgång saknas, är otillgänglig eller upphör;
  - (ii) i förekommande fall, om en sammanställning och/eller offentliggörande av Referenstillgångs värde upphör;
  - (iii) relevant Börs och/eller Options- eller Terminsbörs öppnar inte för handel under sin normala öppettid eller stänger för handel innan ordinarie stängningstid;
  - (iv) handeln med Referenstillgång eller en väsentlig del av de underliggande tillgångar som ingår i Referenstillgång eller options- eller terminskontrakt relaterade till Referenstillgång, vilken/vilka handlas på Börs respektive Options- eller Terminsbörs upphör, stoppas eller begränsas på ett väsentligt sätt;
  - (v) marknadsaktörernas möjligheter att göra avslut i eller erhålla marknadsvärden för Referenstillgång eller väsentlig del av de underliggande tillgångar som ingår i Referenstillgång eller options- eller terminskontrakt relaterade till Referenstillgång vilken/vilka handlas vid Börs respektive Options- eller Terminsbörs upphör, avbryts eller försämras på ett väsentligt sätt på grund av någon annan händelse; eller
  - (vi) gällande enbart Fondobligationer, värderingen av Referenstillgång, som utgör fond eller fondandel, på ett Relevant Datum för Referenstillgången uteblir eller full betalning för inlösenbeloppet avseende sådan Referenstillgång uteblir på en inlösendag för Fonden.
- (b) En begränsning av det antal timmar eller dagar när handel sker skall inte anses utgöra ett Marknadsavbrott om begränsningen följer av en offentliggjord förändring av den normala öppethållandetiden för aktuell Börs och/eller Options- eller Terminsbörs.
- (c) En begränsning av handeln som införs under loppet av en dag på grund av förändringar i priser som överstiger tillåtna nivåer enligt aktuell Börs och/eller Options- eller Terminsbörs skall anses utgöra ett Marknadsavbrott.
- (d) Om Marknadsavbrott enligt Emittentens bedömning inträffat på ett Relevant Datum skall sådant Relevant Datum för fastställande av något Relevant Belopp som ska bestämmas på sådant datum vara efterföljande Planerade Handelsdag (avseende respektive Påverkad Referenstillgång) då Marknadsavbrott ej föreligger för respektive Påverkad Referenstillgång, dock att om Marknadsavbrott föreligger på de åtta Planerade Handelsdagarna (avseende respektive Påverkad Referenstillgång) som följer omedelbart efter det ursprungliga Relevanta Datumet såsom anges i Slutliga Villkoren skall sådan åttonde Planerade Handelsdag (avseende respektive Påverkad Referenstillgång) anses vara det Relevanta Datumet såsom anges i dessa villkor oberoende av att Marknadsavbrott föreligger, och Emittenten skall då fastställa det Relevanta Beloppet som skall tillämpas vid beräkningen av Återbetalningsbelopp, Räntebelopp eller vid annan beräkning enligt dessa Villkor.
- (e) Om Emittenten inte tror att det inte är möjligt eller inte skulle ge ett rimligt resultat att fastställa eller ersätta värdet av den Påverkade Referenstillgången vid tiden för sådant Marknadsavbrott, får Emittenten utföra en förtida beräkning av Återbetalningsbeloppet och/eller avkastning eller Räntebelopp och fastställa Återbetalningsbeloppet och/eller avkastningen eller Räntebeloppet. Om Emittenten fastställt Återbetalningsbeloppet och/eller avkastningen eller Räntebeloppet ska

Emittenten meddela Innehavarna det belopp som utgör Återbetalningsbeloppet och avkastningen och Räntebeloppet som kommer fortsätta att löpa på Lånen. Emittenten ska betala marknadsmässig ränta på Kapitalbeloppet. Återbetalningsbeloppet (inklusive eventuell upplupen ränta,) ska betalas ut på Återbetalningsdagen.

Emittenten äger göra samtliga de tillägg och justeringar till Villkoren som Emittenten bedömer vara nödvändiga i samband med Marknadsavbrott eller Avbrott.

## 2. **Marknadsavbrott Råvara**

Följande bestämmelser ska tillämpas på alla Lån där Referenstillgångarna består av en eller flera råvaror, eller optioner eller framtida kontrakt avseende råvaror, eller en eller flera råvaruindex, såvida inte "Marknadsavbrott Råvara" är specificerat som inte tillämpligt i Slutliga Villkor:

- (a) Marknadsavbrott avseende Referenstillgång föreligger om någon av följande händelser, enligt Emittentens bedömning, inträffar:
- (i) notering, sammanställning, beräkning eller offentliggörande av officiell slutkurs för Referenstillgång eller de underliggande tillgångar som ingår i Referenstillgång saknas, är otillgänglig eller upphör;
  - (ii) notering, sammanställning, beräkning eller offentliggörande av Referenstillgångs värde eller värdet av de underliggande tillgångar som ingår i Referenstillgång saknas, är otillgänglig eller upphör;
  - (iii) relevant Börs öppnar inte för handel under sin normala öppettid;
  - (iv) handeln med Referenstillgång eller de underliggande tillgångar som ingår i Referenstillgång eller options- eller terminskontrakt relaterade till Referenstillgång, vilken/vilka handlas på Börs upphör, stoppas eller begränsas på ett väsentligt sätt;
  - (v) marknadsaktörernas möjligheter att göra avslut i eller erhålla marknadsvärden för Referenstillgång eller väsentlig del av de underliggande tillgångar som ingår i Referenstillgång eller options- eller terminskontrakt relaterade till Referenstillgång, vilken/vilka handlas på Börs upphör eller avbryts eller försämras på ett väsentligt sätt på grund av någon annan händelse;
  - (vi) sättet att beräkna Referenstillgång eller de underliggande tillgångar som ingår i Referenstillgång eller värdet därav förändras på ett väsentligt sätt;
  - (vii) innehåll, sammanställning eller struktur av Referenstillgång eller de underliggande tillgångar som ingår i Referenstillgång eller relevanta options- eller terminskontrakt förändras på ett väsentligt sätt; eller
  - (viii) införande, ändring eller upphävande av skattebestämmelse för Referenstillgång eller skattebestämmelse för skatt som beräknas med hänvisning till de underliggande tillgångar som ingår i Referenstillgång (dock ej skatt på eller som beräknas med hänvisning till brutto- eller nettoinkomst) efter Startdagen eller Inledande Observationsdag, vilken gör att slutkursen på relevanta Initiala Observationsdagen, Observationsstartdagen eller Värderingsdagen förändras i förhållande till hur den skulle ha blivit om skattebestämmelsen inte hade införts, ändrats eller upphävts.
- (b) Om Marknadsavbrott enligt Emittentens bedömning inträffat på ett Relevant Datum skall sådant Relevant Datum för fastställande av Relevanta Belopp anses vara den omedelbart efterföljande Planerade Handelsdagen (för respektive Påverkad Referenstillgång) då Marknadsavbrott ej föreligger (för respektive Påverkad Referenstillgång) eller, alternativt, så kan Relevant Belopp bestämmas eller ersättas av Emittenten på ett annat lämpligt sätt; dock att om Marknadsavbrott föreligger på de fem Planerade Handelsdagar (för respektive Påverkad Referenstillgång) som följer omedelbart efter tillämpligt Relevant Datum och Relevant Belopp får bestämmas eller ersättas av Emittenten på ett annat lämpligt sätt, skall sådan femte Planerade Handelsdag (avseende respektive Påverkad Referenstillgång) anses vara Relevant Datum trots att



Marknadsavbrott föreligger, och Emittenten skall då fastställa det Relevanta Beloppet för beräkning av Räntebeloppet, Återbetalningsbeloppet eller annat relevant belopp.

- (c) Om Emittenten bedömer att det inte är möjligt eller inte skulle ge ett skäligt resultat att fastställa eller ersätta värdet av Påverkad Referenstillgång vid sådant Marknadsavbrott, får Emittenten göra en förtida beräkning av Återbetalningsbeloppet och/eller avkastningen eller Räntebeloppet och fastställa Återbetalningsbeloppet och/eller avkastningen eller Räntebeloppet. Då Emittenten fastställt Återbetalningsbeloppet och/eller avkastningen eller Räntebeloppet skall Emittenten informera Fordringshavarna om Återbetalningsbeloppet och/eller avkastningens eller Räntebeloppets storlek och till vilken räntesats Lånet fortsättningsvis löper. Emittenten skall på Återbetalningsbeloppet erlagga marknadsmässig ränta. Återbetalningsbeloppet (jämta upplupen ränta, om någon) återbetalas på Återbetalningsdagen.
- (d) Emittenten äger göra samtliga de tillägg och justeringar till Villkoren som Emittenten bedömer vara nödvändiga i samband med Marknadsavbrott.

### 3. **Avbrott Valuta**

Följande bestämmelser ska tillämpas på alla Lån som har en Valutakurs eller Valutakurs (Ränta) som en Referenstillgång eller sådana där Villkor 5(åå) (*Valutakomponent (Ränta)*) eller 6(b) (*Valutakomponenter*) är tillämpliga, såvida inte "Avbrott Valuta" är specificerat som inte tillämpligt i Slutliga Villkor:

- (a) Avbrott avseende Valutakurs eller Valutakurs (Ränta) (inklusive avseende Valutakurs eller Valutakurs (Ränta) som utgör en Referenstillgång) föreligger om någon av följande händelser, enligt Emittentens bedömning, inträffar:
  - (i) om avista- eller terminskurs inte finns att tillgå för Valutakursen eller Valutakursen (Ränta) eller de underliggande tillgångar som ingår i Valutakursen eller Valutakursen (Ränta);
  - (ii) om beräkning eller offentliggörande av slutkurs/växelkurs/valutakurs på angiven referensskälla för en Valutakurs eller Valutakurs (Ränta) eller de underliggande tillgångar som ingår i Valutakursen eller Valutakursen (Ränta) saknas är otillgänglig eller upphör att publiceras på angiven referensskälla;
  - (iii) en väsentlig prisavvikelse mellan priset på olika valutor, växelkurser och/eller valutakurser;
  - (iv) om en kvotering av avista- och/eller terminskurs inte kan erhållas på föranstaltat minimibelopp i en eller ett rimligt antal valutatransaktioner som tillsammans uppgår till föranstaltat minimibelopp; eller
  - (v) om valutareglering eller valutarestriktioner införs som påverkar möjligheten att utväxla valuta som utgör en Valutakurs eller Valutakurs (Ränta) mot annan valuta samt att föra ut valuta ur relevant jurisdiktion.
- (b) Om Avbrott enligt Emittentens bedömning inträffat på ett Relevant Datum skall Emittenten fastställa värdet av det Relevanta Beloppet på basis av all tillgänglig information som Emittenten bedömer vara relevant vid beräkningen av Återbetalningsbelopp, Räntebelopp eller annan relevant beräkning eller belopp enligt dessa Villkor.
- (c) Emittenten äger göra samtliga de tillägg och justeringar till Villkoren som Emittenten bedömer vara nödvändiga i samband med Avbrott.

### 4. **Ändrad Beräkning**

Följande bestämmelser ska tillämpas på alla Lån, såvida inte "Ändrad Beräkning" är specificerat som inte tillämpligt i Slutliga Villkor:

- (a) Om sammanställning, beräkning eller offentliggörande av någon Referenstillgång skulle upphöra, helt eller delvis eller Referenstillgångens egenskaper skulle förändras på ett väsentligt sätt, enligt

Emittentens bedömning, äger Emittenten vid beräkningen av Återbetalningsbeloppet ersätta sådan Påverkad Referenstillgång med ett jämförbart alternativ. Skulle ett jämförbart alternativ till sådan Påverkad Referenstillgång, enligt Emittentens bedömning, inte sammanställas, beräknas och offentliggöras, eller om sättet att beräkna någon Påverkad Referenstillgång eller värdet därav förändras på ett väsentligt sätt, enligt Emittentens bedömning, äger Emittenten göra sådana justeringar i beräkningen såsom Emittenten på goda grunder anser nödvändiga i syfte att uppnå en beräkning av värdet av Påverkad Referenstillgång som avspeglar och är grundad på hur denna tidigare sammanställts, beräknats och offentliggjorts. Det sålunda beräknade värdet skall då ersätta värdet av Påverkad Referenstillgång vid beräkning av relevant Återbetalningsbelopp eller Räntebelopp.

- (b) Om Emittenten bedömer att det inte skulle ge ett skäligt resultat att ersätta Påverkad Referenstillgång eller justera tillämplig beräkning, får Emittenten göra en förtida beräkning av Återbetalningsbeloppet och/eller avkastningen och fastställa Återbetalningsbeloppet och/eller avkastningen. Då Emittenten fastställt Återbetalningsbeloppet och/eller avkastningen eller Räntebeloppet skall Emittenten informera Fordringshavarna om Återbetalningsbeloppets och/eller avkastningens eller Räntebeloppets storlek och till vilken räntesats Lånet fortsättningsvis löper. Emittenten skall på Återbetalningsbeloppet erlagga marknadsmässig ränta. Återbetalningsbeloppet (jämte upplupen ränta, om någon) återbetalas på Återbetalningsdagen.
- (c) Emittenten äger göra samtliga de tillägg och justeringar till Allmänna Villkor och Slutliga Villkor som Emittenten bedömer vara nödvändiga i samband med Ändrad Beräkning.

#### 5. **Korrigerig**

Följande bestämmelser ska tillämpas på alla Lån med undantag av sådana där Referenstillgångarna utgörs uteslutande av räntesatser, råvaror eller Referensenheter eller en kombination av det föregående, såvida inte "Korrigerig" är specificerat som inte tillämpligt i Slutliga Villkor:

Om den officiella stängningskursen för en Referenstillgång blir korrigerad inom det antal dagar från det ursprungliga offentliggörandet som normalt förflyter mellan avslut och likviddag vid avistahandel med Påverkad Referenstillgång eller med de underliggande tillgångar som ingår i Referenstillgång, dock senast tre Planerade Handelsdagar efter Relevant Datum, och sådan kurs använts för att bestämma Relevant Belopp äger Emittenten göra motsvarande korrigerig.

#### 6. **Korrigerig Råvara**

Följande bestämmelser ska tillämpas på alla Lån där Referenstillgångarna består av en eller flera råvaror, eller optioner eller framtida kontrakt avseende råvaror, eller en eller flera råvaruindex, såvida inte "Korrigerig Råvara" är specificerat som inte tillämpligt i Slutliga Villkor:

Om den officiella stängningskursen för Referenstillgång blir korrigerad inom 30 dagar från det ursprungliga offentliggörandet och sådan kurs använts för att bestämma en Stängningskurs och/eller annat Relevant Belopp äger Emittenten göra motsvarande korrigerig.

#### 7. **Korrigerig Valuta**

Följande bestämmelser ska tillämpas på alla Lån som har en Valutakurs eller Valutakurs (Ränta) som en Referenstillgång, såvida inte "Korrigerig Valuta" är specificerat som inte tillämpligt i Slutliga Villkor:

Om den officiella stängningskursen för Referenstillgång blir korrigerad och sådan kurs använts för att bestämma en Stängningskurs och/eller eller annat Relevant Belopp äger Emittenten göra motsvarande korrigerig, dock ej senare än sex Handelsdagar Valuta från det att den officiella stängningskursen för Referenstillgång blev offentliggjord.

#### 8. **Särskilda Händelser**

Följande bestämmelser ska tillämpas på alla Lån som har aktier, eller en Korg med aktier, som Referenstillgång, såvida inte "Särskilda Händelser" är specificerat som inte tillämpligt i Slutliga Villkor:

- (a) Om avnotering, nationalisering, konkursförfarande, likvidation, företagsrekonstruktion, tvångsinlösen, fusion, fission, verksamhetsöverlåtelse, aktieutbyte, utbyteserbjudande, offentligt uppköpserbjudande eller annan liknande händelse, enligt Emittentens bedömning, inträffar beträffande Referenstillgång eller avseende företag till vilka Referenstillgången relaterar, eller om split, nyemission, fondemission, utgivande av optioner eller konvertibler, sammanläggning eller återköp såvitt avser Referenstillgång, enligt Emittentens bedömning, sker, eller annan händelse sker som närmare anges i dessa Slutliga Villkor eller som enligt praxis på marknaden för aktierelaterade derivatprodukter kan föranleda justering i beräkningar under utestående transaktioner (varje sådan en "**Särskild Händelse**"), äger Emittenten göra sådana justeringar i beräkningen av Relevant Belopp och/eller sammansättningen av Referenstillgångar, eller ersätta Påverkad Referenstillgång med en Ersättande Referenstillgång, som Emittenten därmed anser nödvändiga i syfte att uppnå en beräkning av Återbetalningsbeloppet som avspeglar och är grundad på hur denna tidigare beräknats.
- (b) Om Emittenten bedömer att det inte skulle ge ett skäligt resultat att ersätta Påverkad Referenstillgången eller justera tillämplig beräkning eller sammansättningen av Referenstillgångar, får Emittenten göra en förtida beräkning av Återbetalningsbeloppet och/eller avkastningen eller Räntebeloppet och fastställa Återbetalningsbeloppet och/eller avkastningen eller Räntebeloppet. Då Emittenten fastställt Återbetalningsbeloppet och/eller avkastningen eller Räntebeloppet skall Emittenten informera Fordringshavarna om Återbetalningsbeloppet och/eller avkastningens eller Räntebeloppets storlek och till vilken räntesats Lånet fortsättningsvis löper. Emittenten skall på Återbetalningsbeloppet erlagga marknadsmässig ränta. Återbetalningsbeloppet (jänte upplupen ränta, om någon) återbetalas på Återbetalningsdagen.
- (c) Emittenten äger göra samtliga de tillägg och justeringar till Villkoren som Emittenten bedömer vara nödvändiga i samband med Särskilda Händelser.

9. **Fallback Räntesats**

Om Referenstillgången är en räntesats och såvida inte "Ränteoption Fallback" specificerats som inte tillämplig i Slutliga Villkor så ska Emittenten, om den relevanta räntesatsen inte framgår av den tillämpliga priskällan såsom angiven i Slutliga Villkor på aktuell tid och Relevant Datum i enlighet med Villkoren, fastställa räntesatsen för tillämpligt Relevant Datum i enlighet med fallback-bestämmelserna som hänför sig till relevanta Ränteoptioner i 2006 ISDA-Definitioner.

### DEL 3: SÄRSKILDA VILLKOR FÖR KREDITLÄNKADE LÅN

Följande bestämmelser gäller då det särskilt anges i Slutliga Villkor.

Kredithändelse: Inträffandet av en eller flera av följande händelser (såsom särskilt anges i Slutliga Villkor) i förhållande till något av Referensbolagen, enligt Emittentens självständiga bedömning:

- (a) avseende en Referenstillgång som inte är en Stat: (i) Utebliven Betalning, (ii) Omläggning av Skulder, (iii) Insolvensförfarande eller (iv) Myndighetsingripanden;
- (b) avseende en Referenstillgång som är en Stat: (i) Utebliven Betalning, (ii) Avstående/Moratorium eller (iii) Omläggning av Skulder, och avseende östeuropeiska eller centralasiatiska Stater, (iv) Uppsägning av Åtagande;

varvid gäller att en Kredithändelse skall anses föreligga även om den relevanta händelsen föranleds direkt eller indirekt av, eller invändning gjorts med hänvisning till, något av följande: (i) obehörighet, bristande rättskapacitet, bristande rättshandlingsförmåga eller liknande hos det relevanta Referensbolaget, (ii) faktisk eller påstådd ogiltighet, lagstridighet eller icke verkställbarhet rörande Skuldförbindelse (iii) tillämplig lag, föreskrift, myndighetsbeslut, dom, domstolsbeslut, beslut av skiljenämnd eller liknande handlingsorder eller införandet av, ändring av, eller domstolsskiljenämnds- eller myndighets tolkning av tillämplig lag eller föreskrift eller liknande eller (iv) införande av, eller ändring av, valutareglering, monetära restriktioner eller liknande föreskrifter från monetär eller annan myndighet (inklusive centralbank).

Avstående/Moratorium: Avser att följande två omständigheter inträffar: (i) Referensenhets eller Behörig Myndighets behöriga företrädare (x) underkänner, avsäger, förnekar eller avfärdar, helt eller delvis, eller ifrågasätter giltigheten av, en eller flera Skuldförbindelser om ett belopp som inte understiger Utebliven Betalning – Belopp eller (y) förklarar eller ålägger ett moratorium, stillestånd, uppskjutning eller anstånd, faktiskt eller legalt, avseende en eller flera Skuldförbindelser om ett som inte understiger Utebliven Betalning – Belopp och (ii) en Utebliven Betalning eller en Omläggning av Skulder, med avseende på sådant Skuldinstrument inträffar på eller innan Avstämningsdag för Avstående/Moratorium.

Behörig Myndighet: Avser en faktisk eller legal statlig (eller myndighet, institution, ministerium eller annan funktion för detta), domstol, tribunal, administrativ eller annan statlig myndighet, överstatlig myndighet eller annan civil eller offentlig person som har rätt att antingen utfärda regelverk eller utöva tillsyn och övervakning av den finansiella marknaden (inklusive en centralbank) med avseende på en Referensenhet eller inom den jurisdiktion inom vilken Referenstillgången är etablerad eller har några förpliktelser, eller något annat motsvarande organ.

Avstämningsdag för Avstående/Moratorium: Om ett Potentiell Avstående/Moratorium inträffar på eller innan den planerade Återbetalningsdagen, (i) om de Skuldförbindelser till vilka Potentiellt Avstående/Moratorium relaterar inkluderar Obligationer, den dag som infaller på det senare av (A) det datum som infaller 60 dagar efter dagen för sådan Potentiellt Avstående/Moratorium och (B) den första betalningsdagen för en Obligation efter datumet för sådant Potentiellt Avstående/Moratorium (eller, om senare, den sista dagen i en tillämplig Anståndsperiod med avseende på sådan betalningsdag) och (ii) om de Skuldförbindelser till vilka Potentiellt Avstående/Moratorium relaterar inte inkluderar Obligationer, den dag som infaller 60 dagar efter dagen för sådant Potentiellt Avstående/Moratorium; **dock att**, i varje fall, att

Avstämningsdag för Avstående/Moratorium inte ska infalla senare än den planerade Återbetalningsdagen.

Obligation:	Varje skuldförbindelse innehållandes Lånade Medel, som är i formen av, eller representeras av, en obligation, skuldebrev (annat än de som levereras enligt Lånen), skuldinstrument i fysisk form eller annan skuldförbindelse, och ska inte innefatta någon annan typ av Lånade Medel.
Lånade Medel:	Avser varje förpliktelse (utom under revolverande kreditfacilitetsarrangemang där inga belopp dragits och det inte finns några utestående kapitalbelopp) för betalning eller återbetalning av lånade pengar (där ”pengar” ska innefatta, utan begränsning, insättningar och krav på återbetalning som uppstår till följd av att man drar belopp genom kreditivbrev).
Kredit:	Avser varje förpliktelse avseende Lånade Medel som dokumenterats i ett låneavtal, revolverande kreditavtal eller annat liknande kreditavtal och ska inte innefatta några andra typer av Lånade Medel.
Obligation eller Kredit	Avser varje förpliktelse som är antingen en Obligation eller en Kredit.
Anståndsperiod:	Avser: (i) anståndsperiod för betalning, vilken har avtalats i samband med och i enlighet med villkoren för den relevanta gällande Skuldförbindelsen vid det senare av det datum Lånen utgavs eller dagen då sådan Skuldförbindelse emitterades eller uppstod; dock att (ii) om sådan anståndsperiod inte avtalats eller den avtalade anståndsperioden är kortare än tre (3) Anståndsperiodsbankdagar, så skall Anståndsperioden vara tre (3) Anståndsperiodsbankdagar. Oaktat det föregående ska dock Anståndsperioden aldrig inträffa senare än Återbetalningsdagen.
Anståndsperiodsbankdagar:	Avser en dag då affärsbanker och valutamarknader typiskt sett är öppna för handel i de platser och på de dagar som specificerats för detta ändamål i den relevanta Skuldförbindelsen eller, om någon plats inte specificerats, (a) om den valuta i vilket den relevanta Skuldförbindelsen är denominerad ( <b>”Obligationsvalutan”</b> ) är Euro, en TARGET Avvecklingsdag, och (b) annars, en dag som affärsbanker och valutamarknader typiskt sett är öppna för handel i den stad som är finansiellt center i Obligationsvalutans jurisdiktion.
Offentligt Information:	<p>Tillgänglig Avser information som bekräftar att en Kredithändelse har inträffat och:</p> <ul style="list-style-type: none"><li>(i) som har offentliggjorts i minst en Nyhetskälla (oaktat om dess läsare eller användare betalar för att komma sådan information);</li><li>(ii) som är information som mottagits från eller offentliggjorts av (i) relevant Referensbolag (eller, om Referensbolaget är en Stat, någon sådans Stats agent, ministerium, departement eller myndighet som agerar i egenskap av myndighet (inklusive, utan begränsning, centralbank), eller (ii) en trustee, administrativ eller fiskal agent, clearing-agent, betalningsagent eller agentbank för den relevanta Skuldförbindelsen;</li><li>(iii) som är information baserad på innehåll i något utslag, underrättelse, dekret, petition eller ansökan, oavsett hur det beskrivits eller ingivits till en myndighet, domstol, tribunal, handelsplats, eller liknande administrativ myndighet, tillståndsmyndighet eller annan myndighet;</li><li>(iv) dock att om någon information i (ii)-(iii) ovan inte är allmänt tillgänglig utgör den Offentligt Tillgänglig Information endast om den kan göras allmänt tillgänglig utan brott mot lag, avtal, åtagande eller annan begränsning avseende sekretess rörande sådan</li></ul>

information.

Potentiellt Avstående/Moratorium:	Avser inträffandet av den händelse som beskrivs i (i) i definitionen av Avstående/Moratorium.
Ersättande Referenstillgång:	Sådan Referenstillgång som Emittenten bestämmer.
Insolvensförarande:	Avser att något av Referensbolagen; <ul style="list-style-type: none"><li>(a) upplöses (annat än genom fusion);</li><li>(b) blir insolvent, blir oförmögen att betala sina skulder vid förfall, ställer in betalningarna eller skriftligen i ett rättegångsförfarande, administrativt förfarande, myndighetsförfarande eller annars medger eller förklarar generell oförmåga att betala sina skulder vid förfall;</li><li>(c) framtar upplägg för en generell överlåtelse eller ackord till förmån för dess borgenärer generellt, eller implementerar sådant upplägg;</li><li>(d) inleder eller blir föremål för förfarande som syftar till en dom eller ett beslut om insolvens, betalningsoförmåga eller konkurs, eller annat liknande beslut med stöd av konkurs-, insolvens- eller liknande lagar eller förordningar som påverkar borgenärens rätt (innefattande även företagsrekonstruktion), eller ansökan om att upplösa eller försätta Referensbolaget i likvidation har lämnats och ett sådant förfarande eller en sådan ansökan:<ul style="list-style-type: none"><li>(i) leder till en dom eller ett beslut om insolvens, betalningsoförmåga eller konkurs, ett beslut som generellt påverkar borgenärernas rätt eller ett beslut om att försätta det relevanta Referensbolaget i likvidation, eller</li><li>(ii) inte återkallas, ogillas, avskrivs, avbryts eller generellt begränsas inom trettio dagar efter det att förfarandet inlett eller ansökan inlämnats;</li></ul></li><li>(e) omfattas av ett beslut av bolagsstämman eller annat organ om att upplösa Referensbolaget, ställa Referensbolaget under företagsrekonstruktion eller tvångsförvaltning, eller försätta Referensbolaget i likvidation (annat än genom fusion);</li><li>(f) ansöker om eller blir föremål för ett förordnande om förvaltare (innefattande varje form av konkurs- eller insolvensförvaltning), syssloman, utredningsman, god man eller annan motsvarande befattningshavare med avseende på Referensbolaget och samtliga eller en väsentlig del av Referensbolagets tillgångar;</li><li>(g) låter en borgenär med säkerhet i någon av Referensbolagets tillgångar komma i besittning av samtliga eller en väsentlig del av Referensbolagets tillgångar eller Referensbolaget blir föremål för utmätning, kvarstad, annan verkställighetsåtgärd eller annat förfarande med avseende på samtliga eller en väsentlig del av Referensbolagets tillgångar, och sådan borgenär behåller besittningen eller sådant förfarande inte återkallas, ogillas, avskrivs, avbryts eller begränsas inom trettio dagar; eller</li><li>(h) orsakar eller utsätts för en händelse eller omständighet som enligt på Referensbolaget tillämplig lag har motsvarande effekt som en eller flera av de händelser som nämns i punkterna (a)-(g).</li></ul>

- Korg: Avser den korg av Referenstillgångar såsom anges i Slutliga Villkor.
- Nyhetskälla: Nyhetskälla såsom Bloomberg, Reuters, Dow Jones Newswires, Wall Street Journal, New York Times, NihonKezain Shimbun, Asahi Shimbun, Yomiuri Shimbun, Financial Times, La Tribune, Les Echos, The Australian Financial Review och Debtwire (eller ersättande publikation eller elektronisk nyhetskälla), huvudkällan för affärsnyheter i Referensbolagets hemlandsjurisdiktion och varje annan internationellt erkänd nyhetskälla.
- Stat: Avser en sådan stat, politisk underdivision eller myndighet eller något ministerium, myndighet, departement, civilförvaltning eller liknande som utöver myndighetsutövning (inklusive, men inte begränsat till, respektive centralbank).
- Omläggning av Skulder:
- (a) Med "Omläggning av Skulder" avses, i förhållande till en eller flera Skuldförbindelser, och med ett belopp som är lika med eller överstiger det belopp som angivits i de Slutliga Villkoren när en Kredithändelse inträffar ("**Omlägningsbeloppet**"), när en eller flera av nedanstående händelse inträffar med bindande verkan för samtliga innehavare av Skuldförbindelsen, överenskoms mellan Referensbolaget eller en Behörig Myndighet och ett tillräckligt antal innehavare av Skuldförbindelsen för att träffa överenskommelse med bindande verkan för samtliga innehavare av Skuldförbindelsen eller annonseras av Referensbolaget eller en Behörig Myndighet på ett sätt som binder samtliga innehavarna av Skuldförbindelsen (inklusive, i varje fall, i förhållande till Skuldförbindelser, genom utbyte), och sådan händelse inte uttryckligt regleras i villkoren för sådan Skuldförbindelse som gäller vid den senare av Kredithändelse backstop-dagen och det datum som Skuldförbindelsen utgivits eller uppstått:
    - (i) en minskning av räntesats, räntebelopp eller upplupen ränta (inklusive genom omdenominering);
    - (ii) en minskning av kapitalbelopp eller premie som förfaller till betalning på slutförfallodagen eller på annan förfallodag (inklusive genom omdenominering);
    - (iii) en senareläggning eller annat uppskjutande av förfallodag för antingen (A) betalning eller beräkning av ränta eller (B) betalning av kapitalbelopp eller premie;
    - (iv) en förändring av Skuldförbindelsens förmånsrätt som innebär att Skuldförbindelsen blir efterställd i förhållande till någon annan Skuldförbindelse; eller
    - (v) en ändring av den valuta i vilken någon betalning av ränta, kapitalbelopp eller premie till någon valuta annat än till lagligt betalningsmedel i Kanda, Japan, Schweiz, Storbritannien och USA och euron eller någon ersättande valuta till någon av dessa valutor (vilket i förhållande till euron ska avses den valuta som ersätter euron i sin helhet).
  - (b) Inget av följande skall utgöra en "Omläggning av Skulder":
    - (i) betalning i euro av ränta, kapitalbelopp eller premier avseende en Skuldförbindelse i en till Europeiska unionen hörande medlemsstats nationella valuta, då medlemsstaten ifråga har infört eller ska införa den gemensamma valutan enligt fördraget om etablerandet av den Europeiska Gemenskapen (inklusive tillägg);
    - (ii) omdenominering från euro till en annan valuta görs om (A)

omdenomineringen sker till följd av en Behörig Myndighets i en medlemsstat i Europeiska Unionen som är allmänt tillämplig inom sådan myndighets jurisdiktion beslut eller agerande, och (B) en fri och öppen marknad som tillåter växling mellan euron och sådan valuta fanns tillgänglig när sådan omdenominering görs och ingen minskning sker i räntebelopp, kapitalbelopp eller premier, vid tillämpning av en växelkurs tillgänglig på sådan fri och öppen marknad;

- (iii) att någon av händelserna i (a) (i)-(v) ovan inträffar, meddelas ha inträffat eller avtalas om till följd av en administrativ justering, bokföringsmässig justering, skattemässig eller annan teknisk justering eller korrigerings inom ramen för normal affärsverksamhet; och
  - (iv) om någon av händelserna i (a) (i)-(v) ovan inträffar, meddelas ha inträffat eller avtalas om och detta inte direkt eller indirekt inträffar på grund av en försämring av Referensbolagets kreditvärdighet eller finansiella ställning, dock att i förhållande till endast (a) (v), ska ingen försämring i Referensbolagets kreditvärdighet eller finansiella ställning krävas där omdenomineringen sker från euro till ett annat lands valuta och det sker till följd av en Behörig Myndighets i en medlemsstat i Europeiska Unionen som är allmänt tillämplig inom sådan myndighets jurisdiktion beslut eller agerande.
- (c) Om ett utbyte har inträffat ska huruvida någon händelse i (a) (i)-(v) inträffat avgöras utifrån en jämförelse av villkoren för Obligationen precis före sådant utbyte och de villkor som gäller för de nya obligationerna efter utbytet.
- (d) I punkterna (a) och (b) ovan avses med "Skuldförbindelse" även de förbindelser för vilka Referensbolaget har ställt en garanti eller borgen, varvid med Referensbolag i punkt (a) avses gäldenären i den förbindelse för vilken borgen eller garanti ställts och i punkt (b) avses Referensbolaget.

Kredithändelse Backstop-datum:	Avser, i förhållande till någon händelse som utgör en Kredithändelse (eller avseende ett Avstående/Moratorium, om tillämpligt, en sådan händelse som beskrivs i (ii) av definitionen av Avstående/Moratorium), det datum som avgörs av Emittenten i enlighet med marknadspraxis.
Skuldförbindelse:	Referensbolags samtliga nuvarande, framtida, villkorade eller övriga betalningsförpliktelser (efterställda eller ej) under (a) med upplåning förknippade avtal, såsom bland annat kreditavtal, obligations-, eller certifikatlån (oavsett löptid) eller finansieringslimiter, betalningsförpliktelse avseende insättning eller remburs och (b) borgen eller annan skriftlig garanti eller förbindelse, som ett Referensbolag ställt eller ställer för någon annans betalningsförpliktelse.
Uppsägning av Åtagande:	En eller flera Skuldförbindelser som tillsammans uppgår till det belopp som anges i Slutliga Villkor (" <b>Uppsägning av Åtagande – Belopp</b> ") förfaller till förtida betalning (genom uppsägning eller på annat sätt) som ett resultat av, eller på basis av att en uppsägningsgrund inträffar eller annat liknande villkor eller händelse som relaterar till Referenstillgången (och sådant kontraktsbrott inte relaterar till Utebliven Betalning).
Utebliven Betalning:	Ett Referensbolags eller Stats underlåtenhet att i enlighet med villkoren för en eller flera Skuldförbindelser erlägga förfallen betalning (och efter att eventuell Anståndsperiod löpt ut) och det belopp som är förfallet till betalning eller summan av de belopp som är förfallna till betalning uppgår



till lägst det belopp som anges i Slutliga Villkor ("**Utebliven Betalning – Belopp**").

Myndighetsingripande:

Avser, beträffande en eller flera Skuldförbindelser och avseende ett aggregerat belopp motsvarande minst Defaultkravet, att en eller flera av följande händelser inträffar som en följd av vidtagna åtgärder eller uttalanden av en Behörig Myndighet med stöd av en omstruktureringslag eller reglering (eller annan tillämplig lag) vilken är tillämplig på och bindande för Referensenheten, oaktat huruvida sådan händelse framgår explicit av villkoren för sådana Skuldförbindelser:

- (a) en händelse som skulle kunna påverka en fordringsägare såvitt avser:
  - (i) en sänkning av räntesatsen eller betalbart räntebelopp eller framtida ränteansamlingar (inklusive genom omdenominering);
  - (ii) en sänkning av kapitalbeloppet eller ett premium som är betalbart vid inlösen (inklusive genom omdenominering);
  - (iii) en fördröjning eller annan uppskjutning av ett datum för antingen (A) betalning av upplupen ränta eller (B) utbetalning av kapitalbelopp eller premium;
  - (iv) en förändring av prioriteringsordningen för betalning av en Skuldförbindelse som leder till att sådan Skuldförbindelse blir efterställd en annan Skuldförbindelse;
- (b) expropriation, övergång eller annan händelse som tvingar fram ett utbyte av en Skuldförbindelses rättighetsinnehavare;
- (c) en obligatorisk uppsägning, omvandling eller utväxling; eller
- (d) en händelse som får en motsvarande effekt som något av ovan.
- (e) Inget av det följande ska utgöra ett Myndighetsingripande:
  - (i) betalning i euro av ränta, kapitalbelopp eller premium i förhållande till en Skuldförbindelse som är denominerad i valutan i en EU-medlemsstat vilken antar eller har antagit den gemensamma valutan i enlighet med EG-fördraget, såsom ändrat genom EU-fördraget; eller
  - (ii) omvandling från euro till en annan valuta om det finns en fritt tillgänglig marknadskurs för växling mellan euro och sådan annan valuta och det inte innebär någon sänkning av räntesatsen eller räntebeloppet, kapitalbeloppet eller betalbart premium med hänvisning till sådan växlingskurs.

Defaultkrav:

Avser det belopp som anges i relevanta Slutliga Villkor eller motsvarande i den valuta som Skuldförbindelsen denominerats (eller, om ingen sådant angetts, 10 000 000 amerikanska dollar eller motsvarande i den valuta i vilken Skuldförbindelsen denominerats), som tillämpligt, när Kredithändelsen inträffar.

Efterställning:

Avser, beträffande en förpliktelse (den "**Andra Förpliktelsen**") och en ytterligare förpliktelse för Referensenheten mot vilken sådan förpliktelse jämförs (den "**Första Förpliktelsen**"), ett kontrakt, en fond eller ett liknande upplägg där (I) i händelse av Referensenhetens likvidation, avvecklande, rekonstruering eller upplösande, krav från rättighetsinnehavare under den Första Förpliktelsen ska tillgodoses innan krav från rättighetsinnehavare under den Andra Förpliktelsen eller (II) rättighetsinnehavare under den Andra Förpliktelsen ska inte vara berättigade

till att mottaga eller kvarhålla utbetalningar av kapitalbelopp avseende deras krav mot Referenseneheten vid någon tidpunkt då Referenseneheten är i betalningsdröjsmål i förhållande till, eller annars brutit mot, den Första Förpliktelsen. ”Efterställd” ska ha motsvarande mening.

Vid fastställandet av huruvida Efterställning föreligger eller huruvida en förpliktelse är Efterställd en annan förpliktelse mot vilken den jämförs ska (x) fordringsägare med förmånsrätt enligt lag eller säkerhet, kreditstöd eller annan kreditförstärkning eller säkerhetsupplägg inte tas med i bedömningen förutom att, oaktat det föregående, förmånsordning som uppstår eller föreligger enligt lag ska beaktas då Referenstillgången är en Stat och (y) förmånsordningen bestämmas utifrån ordningen på emissionsdatumet eller när den uppstod, och några ändringar som uppstår efter sådan tidpunkt i sådant hänseende lämnas utan beaktande.

Standardvaluta: De gällande valutorna i Kanada, Japan, Schweiz, Frankrike, Tyskland, Storbritannien och USA samt euro och en valuta som ersätter någon av dessa (vilket med avseende på euro ska avse den valuta som ersätter euron helt och hållet)

Ersättande Referensbolag: Avser, med förbehåll för avsnitt (b) nedan, det bolag eller de bolag (om något) som bestäms enligt följande:

(a) Avser, med förbehåll för avsnitt (b) nedan, det bolag eller de bolag (om något) som bestäms enligt följande:

(i) Med förbehåll för avsnitt (a)(vii) nedan, om ett bolag övertar (direkt eller indirekt) 75% eller mer av Referensbolagets Relevanta Förpliktelser, kommer det bolaget att vara ensamt Ersättande Referensbolag;

(ii) Om endast ett bolag övertar (direkt eller indirekt) mer än 25% (men mindre än 75%) av Referensbolagets Relevanta Förpliktelser och inte mer än 25% av Referensbolagets Relevanta Förpliktelser förblir med Referensbolaget, kommer det bolag som övertar mer än 25% av de Relevanta Förpliktelserna att vara ensamt Ersättande Referensbolag;

(iii) Om mer än ett bolag övertar (direkt eller indirekt) mer än 25% av Referensbolagets Relevanta Förpliktelser och inte mer än 25% av Referensbolagets Relevanta Förpliktelser förblir med Referensbolaget, kommer båda bolag som övertar mer än 25% av de Relevanta Förpliktelserna att vara Ersättande Referensbolag, enligt (f) nedan;

(iv) Om ett eller flera bolag övertar (direkt eller indirekt) mer än 25% av Referensbolagets Relevanta Förpliktelser och mer än 25% av Referensbolagets Relevanta Förpliktelser förblir med Referensbolaget, kommer varje sådant bolag som övertar mer än 25% av de Relevanta Förpliktelserna och Referensbolaget att vara Ersättande Referensbolag, enligt (f) nedan;

(v) Om en eller flera bolag övertar (direkt eller indirekt) en andel av Referensbolagets Relevanta Förpliktelser, men inget övertar mer än 25% av Referensbolagets Relevanta Förpliktelser och Referensbolaget inte upphör, kommer inget Ersättande Referensbolag att finnas och Referensbolaget och Lånen kommer inte ändras på grund av sådant övertagande;

(vi) Om en eller flera bolag övertar (direkt eller indirekt) en andel av Referensbolagets Relevanta Förpliktelser, men inget övertar

mer än 25% av Referensbolagets Relevanta Förpliktelser och Referensbolaget upphör att existera, kommer det bolag som direkt eller indirekt övertar den största andelen av de Relevanta Förpliktelserna att vara Ersättande Referensbolag (dock att om två eller flera bolag övertar lika stor andel enligt detta avsnitt kommer varje sådant bolag att vara ett Ersättande Referensbolag enligt (f) nedan);

- (vii) I förhållande till ett Referensbolag som inte är en Stat, om ett bolag övertar alla Referensbolagets förpliktelser (varav minst en en Relevant Förpliktelse), och vid tidpunkten för avgörandet antingen (a) Referensbolaget har upphört att existera, eller (B) Referensbolaget håller på att upplösas (på vilket sätt det må vara) och det inte i förhållande till Referensbolaget uppstått några förpliktelser hänförliga till Lånade Medel vid någon tidpunkt sedan den tidpunkten som övertagandet blir juridiskt bindande kommer sådant bolag ("Universalsuccesorn") att vara ensamt Ersättande Referensbolag.
- (b) Ett bolag kan endast vara ett Ersättande referensbolag om:
  - (i) antingen (A) relevant Ersättandedatum inträffar på eller efter Backstop-datum för Ersättande, eller (B) sådant bolag är en Universalsuccessor där Ersättandedatum inträffat efter 1 januari 2014;
  - (ii) Referensbolaget hade åtminstone en utestående Relevant Förpliktelse innan Ersättandedatumet och sådant bolag övertar åtminstone en av Referensbolagets Relevanta Förpliktelser;
  - (iii) där Referensbolaget är en Stat, sådant bolag övertog de Relevanta Förpliktelserna genom ett Statsersättningshändelse.
- (c) "överta", "övertog" och "övertagande" betyder, i förhållande till Referensbolaget och dess Relevanta Förpliktelser, att ett bolag annat än Referensbolaget: (i) upptar eller blir skyldig för de ifrågavarande Relevanta Förpliktelserna eller Relevant Förpliktelse antingen genom verkan av lag eller genom avtal (inklusive, i förhållande till ett Referensbolag som är en Stat, protokoll, konvention, traktat, entente, pakt eller liknande eller annat avtal) (ii) utger Obligationer eller upptar Kredit ("**Ersättande Obligationer eller Krediter**") som utbyts mot de Relevanta Förpliktelserna, och i de fall Referensbolaget inte därefter är direkt gäldenär eller lämnat en garanti med avseende på sådana Relevanta Förpliktelser eller sådana Ersättande Obligationer eller Krediter, som tillämpligt, och termerna "överta", "övertog" och "övertagande" ska justeras för att förstås i sådant sammanhang.
- (d) Inträffar ett erbjudande om utbyte ska den bedömning som görs enligt (a) ovan göras med utgångspunkt från det utestående kapitalbeloppet av de Relevanta Förpliktelserna som utbyts och inte avseende kapitalbeloppet på de Ersättande Obligationerna eller Krediterna.
- (e) Om två eller flera enheter (var och en en "**Möjlig Medersättare**") tillsammans övertar en Relevant Förpliktelse (en "**Delad Relevant Förpliktelse**") ska den behandlas som om den övergått till varje Möjlig Medersättare i lika delar.
- (f) Om mer än ett Ersättande Referensbolag har identifierats ska Emittenten göra vederbörliga ändringar till Villkoren som den, i sin

självständiga bedömning, finner nödvändigt i syfte att återge de relevanta Korgandelarna av de Ersättande Referensbolagen och de andra Referensbolagen (om något eller några finns).

Emittenten avgör själv om något Ersättande Referensbolag ska anses finnas i förhållande till till något Referensbolag, och ska utföra de beräkningar och fatta de beslut som behövs under detta avsnitt, och ska underrätta fordringshavarna om resultatet av sådana beräkningar och om vilka beslut som fattats. Emittenten har rätt att med bindande effekt för Fordringshavarna göra de ändringar till Lånens villkor som krävs efter att ett Ersättande Referensbolag utsetts. Emittenten ska justera de Slutliga Villkoren för att återge Ersättande Referensbolag(en) och tillämpliga Relevanta Förpliktelser på det sätt som Emittenten finner nödvändigt. Ersättande Referensbolag ska, från och med det datum som Emittenten begär, ersätta Referensbolag som ”Referensbolag” i förhållande till de relevanta Lånen.

- Stegplan:** Avser en plan som understöds av Lämplig Information rörande övertagande av vissa eller samtliga ett Referensbolags Relevanta Förpliktelser från ett eller flera andra bolag. Om det finns en Stegplan ska Emittenten beakta alla relaterade övertaganden i förhållande till Stegplanen såsom de vore ett och samma övertagande när denne beräknar procentsatserna för att bestämma vilken eller vilka personer (om någon) som ska anses vara Ersättande Referensbolag.
- Lämplig Information:** Information som är allmänt tillgänglig eller som kan blir gjord allmänt tillgänglig utan att bryta mot någon lag, bestämmelse i avtal, överenskommelse eller genom att överträda någon annan begränsning rörande sekretess i förhållande till sådan information.
- Ersättandedatum:** Det datum som en eller flera bolag med laglig effekt övertar en eller flera Relevanta Förpliktelser från Referensbolaget, dock att om det finns en Stegplan kommer Ersättandedatum att vara det datum som det sista övertagandet som sker enligt sådan Stegplan får legal effekt, eller om tidigare: (i) det datum som inga fler händelser inträffar i förhållande till ett bolag enligt sådan Stegplan som skulle ha någon inverkan på bestämmandet av huruvida sådant bolag ska anses vara ett Ersättande Referensbolag, eller (ii) en Kredithändelse inträffar för ett Referensbolag eller ett bolag som skulle utgöra ett Ersättande Referensbolag.
- Backstop-datum för Ersättande:** Det datum som, enligt marknadspraxis, Emittenten avgör i syfte att utse ett Ersättande Referensbolag. Ingen Handelsdagskonvention ska tillämpas för att justera Backstop-datum.
- Relevanta Förpliktelser:** Avser ett Referensbolags Skuldförbindelser som faller inom definitionen av ”Obligation eller Kredit” (oavsett om det är direkt, eller genom en garanti, säkerhet eller annan typ av åtagande) och som är utestående före Ersättandedatum (eller, om det finns en Stegplan, omedelbart före det datum som det första övertagandet skedde) **dock att:**
- (a) eventuella Obligationer eller Krediter utestående mellan Referensbolag och något av dess närstående (affiliates) (som definierat i 2002 ISDA Master Agreement), eller hålls av Referensbolaget, ska undantas; och
  - (b) om det finns en Stegplan ska Beräkningsagenten i syfte att bestämma vilket eller vilka bolag som ska utgöra Ersättande Referensbolag göra tillämpliga justeringar för att beakta några av Referensbolagets Skuldförbindelser som faller inom kategorin ”Obligationer eller Krediter” som utgivits, uppstått, återköpts, inlösts eller uppsagts från och med (och inklusive) det datum som det första övertagandet vinner

legal effekt till och med (och inklusive) Ersättdatedatum.

Statsersättningshändelse: Avser, i förhållande till en Referensenhet som är en Stat, en annektering, sammanförande, utträde, uppdelning, upplösning, konsolidering, ombildning eller liknande händelse.

Uppskjuten Betalning: Om Emittenten inte har möjlighet att bestämma antingen: (a) huruvida en eller flera Kredithändelser har inträffat, eller (b) Återbetalningsbeloppet med avseende på en eller flera Referensenheter, på antingen den Planerade Återbetalningsdagen eller något Förtida Återbetalningsdatum eftersom ett auktionsförfarande inte har avslutats, eller av någon annan anledning, eller om Emittenten eller den relevanta Riskhanterade Parten rimligen bedömer att den inte kommer att ta emot det fulla Återbetalningsbeloppet vid eller innan den Planerade Återbetalningsdagen eller på ett Förtida Återbetalningsdatum (såsom tillämpligt) (varje sådan händelse kallas en "**Uppskjuten Återbetalning**"), ska Emittenten omedelbart meddela Fordringshavarna om detta (ett "**Meddelande om Uppskjuten Återbetalning**").

Efter ett Meddelande om Uppskjuten Återbetalning ska Emittenten göra en delåterbetalning av Lån på (i) den planerliga Återbetalningsdagen eller på ett Förtida Återbetalningsdatum förutsatt att, och i den utsträckning som, Riskhanterade Part har mottagit (eller anses ha mottagit) någon del av Återbetalningsbeloppet ej senare än på den tionde Bankdagen innan sådant datum, och därefter (ii) inom fem Bankdagar efter varje datum då Riskhanterade Part mottar (eller anses ha mottagit) alla eller delar av Återbetalningsbeloppet (varje sådant dag en "**Uppskjuten Återbetalningsdag**").

Beloppet för varje sådan delåterbetalning av Lån ska beräknas i enlighet med formeln för beräkning av Återbetalningsbelopp angivet ovan och för detta ändamål ska "**Återbetalningsbeloppet**" anses vara det senaste delbeloppet av de Återbetalningsbelopp som mottagits (eller anses ha mottagits) av Riskhanterade Part innan den relevanta Uppskjutna Återbetalningsdagen.

Summan av alla delinlösenbetalningar ska aldrig överstiga de totala Återbetalningsbeloppen som Riskhanterande Part mottagit (eller anses ha mottagit) på eller innan Back-Stop datumet.

Om Emittenten har fastställt att en Uppskjuten Återbetalning har inträffat och fortgår, och att det skäligen kan förväntas att någon del av Återbetalningsbeloppen inte har mottagits av Riskhanterande Part på eller innan Back-Stop datumet, kan Emittenten (i) förlänga Back-Stop datumet för att detta ska anpassas till förväntade framtida erhållna Återbetalningsbelopp i enlighet med det som fastställts av Emittenten, eller (ii) genom meddelande till Innehavarna och till relevanta Clearingsystem terminera Lånen med omedelbar effekt varpå Emittenten inte ska vara förpliktigad att göra, och Fordringshavare ej heller ska vara berättigade att motta, någon återbetalning eller andra belopp med avseende till Lånen.

Återbetalningsbelopp som har mottagits av Emittenten eller Riskhanterande Part efter Back-Stop datumet ska inte betalas till Innehavarna och Innehavarna ska inte ha någon rätt att motta någon sådan återstående del av Återbetalningsbeloppet efter Back-Stop datumet.

Övriga Bestämmelser: I händelse av oklarhet rörande tolkningen eller tillämpningen av viss bestämmelse för Lånet skall ledning sökas i de definitioner som publicerats av ISDA under benämningen "2014 ISDA Credit Derivatives Definitions" jämte samtliga från tid till annan publicerade tillägg ("**ISDA**

**Definitionerna").**

#### DEL 4: SÄRSKILDA VILLKOR FÖR FONDLÄNKADE LÅN

Följande bestämmelser gäller då det särskilt anges i Slutliga Villkor.

- "Fonden"** såsom närmare anges i Slutliga Villkor;
- "Fondbolaget"** Avser, med avseende på en Fond, varje person som är utsedd att utföra tjänster, direkt eller indirekt, åt Fonden, oavsett om detta följer enligt lag eller de konstituerande eller de styrande handlingarna, teckningshandlingar, och andra handlingar och avtal, som är tillämpliga på Fonden, inklusive fondens rådgivare, administratör, fondbolag, förvaringsinstitut, mäklare, registrator, och alla andra liknande funktionärer och andra personer såsom närmare anges i Slutliga Villkor.
- "Fondhändelse"** Emittenten har rätt att bestämma och bedöma att en Fondhändelse har inträffat, om någon av följande händelser inträffar efter Inledande Observationsdagen, Observationsstartdagen, Riskbarriärobservationsdagen eller Startdagen:
1. Net Asset Value-värdet ("**NAV-värdet**") med avseende på Fonden inte beräknas och publiceras för Fonden på sådan dag och sådant sätt som anges i bestämmelserna för Fonden och i villkoren för Fondens eller Fondbolagets verksamhet;
  2. någon förändring av Fondens, eller fondandelarnas, egenskaper görs vilket, enligt Emittentens bedömning, kan komma att påverka värdet på fondandelarna negativt;
  3. Fonden eller Fondbolaget (helt eller delvis) inte medger teckning eller inlösen av fondandelar för Fonden på sådan dag då teckning och inlösen ska vara möjlig enligt bestämmelserna för Fonden och i enlighet med villkoren för Fondens verksamhet;
  4. de medel som betalas ut av Fond som en följd av en begäran om inlösen inte består av kontanta medel;
  5. Fond eller Fondbolag inför restriktioner eller nya ändrade avgifter för teckning eller inlösen av fondandelar alternativt att skatt eller annan pålaga tillkommer efter Inledande Observationsdagen, Observationsstartdagen, inledande Riskbarriärobservationsdagen eller Startdagen i samband med teckning eller inlösen av fondandelar;
  6. en väsentlig förändring av Referenstillgångarna eller Fonden sker, vilket inkluderar expropriation eller liknande händelse som medför att tillgångarna överläts till eller övertas av myndighet eller av liknande organ eller organisation, eller av annan efter instruktion av myndighet eller liknade organ eller organisation, som på ett ogynnsamt sätt påverkar värdet på fondandelarna;
  7. Fond eller Fondbolag blir insolvent, förhandlingar inleds om Fonds eller Fondbolags försättande i konkurs, Fonden eller Fondbolaget beslutar om eller försätts i likvidation, inleder företagsrekonstruktion, inleder förhandlingar om ackord eller blir föremål för liknande händelse;
  8. Fonden eller Fondbolaget fusioneras eller blir föremål för försäljning helt eller delvis;
  9. Fond bryter mot de bestämmelser som gäller för Fondens verksamhet vilket inkluderar dess investment guidelines och

Fondens konstituerande dokument;

10. Fond eller Fondbolag genomför förändringar i bestämmelserna för Fonden eller Fondens verksamhet såsom förändring av riskprofilen i Fonden, förändring i rösträtten för fondandelarna, förändring görs av investeringsriktlinjerna för Fonden, förändring av vilken valuta fondandelarna är denominerade i eller sådan annan förändring som Emittenten bedömer är av materiell betydelse;
11. Fonden bryter mot avtal som den är bunden av eller mot domstols eller annan myndighets beslut;
12. ändring i lag, förordning eller annat regelverk (inklusive skattelagstiftning och redovisningsregler), eller beslut av myndighet, domstol eller annat organ som har en negativ effekt på Fond eller Fondbolag eller Emittentens möjligheter att investera i eller inlösa Referenstillgången;
13. Fond, Fondbolag, administratör, förvaringsinstitut eller styrelse blir föremål för utredning, process eller liknande från myndigheter eller annan som avser överträdelse av relevant lagstiftning eller andra regler som är tillämpliga för Fond, Fondbolag, administratör, förvaringsinstitut eller styrelse eller tillståndet att bedriva relevant verksamhet för någon av dessa dras in;
14. Fondbolaget, administratören, förvaringsinstitutet eller styrelsen byts ut;
15. Referenstillgången konverteras till annan fondandel;
16. Referenstillgången omfattas av tvångsinlösen eller tvångsförsäljning;
17. Fond har inte möjlighet att genomföra investeringar;
18. en förändring sker med avseende på någon av Fondernas derivatinstrument som på ett ogynnsamt påverkar värdet av dess fondandelar eller Fondens möjlighet att medge inlösen därav;
19. Fonden, Fondbolaget eller administratören av Fonden underlåter att tillhandahålla sådan information inom sådan tidsgräns som någon av dessa har åtagit sig att tillhandahålla information till en eller flera investerare;
20. händelse som, enligt Emittentens bedömning, har en negativ effekt på tillämpningen av Slutliga Villkor.

Om en Fondhändelse inträffar med avseende på en eller flera Fonder som utgör en Referenstillgång äger Emittenten göra sådana justeringar i beräkningen av Återbetalningsbelopp, Räntebelopp och/eller sammansättningen av Referenstillgångar, eller ersätta Påverkad Referenstillgången med en Ersättande Referenstillgång, som Emittenten därmed anser nödvändiga i syfte att uppnå en beräkning av Återbetalningsbeloppet som avspeglar och är grundad på hur denna tidigare beräknats.

Om Emittenten bedömer att det inte skulle ge ett skäligt resultat att ersätta Påverkad Referenstillgången eller justera tillämplig beräkning eller sammansättningen av Referenstillgångar, får Emittenten senarelägga Back Stop-Datumet att infalla på ett datum enligt Emittentens bedömning, eller göra en förtida beräkning av Återbetalningsbeloppet och/eller avkastningen eller Räntebeloppet och fastställa Återbetalningsbeloppet och/eller avkastningen eller Räntebeloppet. Då Emittenten fastställt Återbetalningsbeloppet och/eller avkastningen eller Räntebeloppet skall Emittenten informera Fordringshavarna om Återbetalningsbeloppet och/eller avkastningens eller Räntebeloppets storlek och till vilken räntesats Lånet fortsättningsvis löper. Emittenten skall på Återbetalningsbeloppet erlagga



marknadsmässig ränta. Återbetalningsbeloppet (jämte upplupen ränta, om någon) återbetalas på Återbetalningsdagen.

Emittenten äger göra samtliga de tillägg och justeringar till Villkoren som Emittenten bedömer vara nödvändiga i samband med Fondhändelser.

## FORMS OF FINAL TERMS FOR NOTES

### MALLAR FÖR SLUTLIGA VILLKOR FÖR LÅN

*Form of Final Terms for Certain Structured Notes with a denomination of less than €100,000 to be admitted to trading on the Main Securities Market of the Irish Stock Exchange and/or offered to the public in the EEA*

*Mall för Slutliga Villkor för Särskilda Strukturerade Lån med valörer om mindre än €100 000 som ska bli föremål för handel på Irish Stock Exchanges Main Securities Market och/eller erbjudas till allmänheten inom EES.*

#### [IMPORTANT NOTICE

#### VIKTIGT MEDDELANDE

*In accessing the attached final terms (the "Final Terms") you agree to be bound by the following terms and conditions.*

*Genom att ta del av de bilagda slutliga villkoren ("Slutliga Villkoren") godkänner du att bli bunden av följande villkor.*

The information contained in the Final Terms may be addressed to and/or targeted at persons who are residents of particular countries only as specified in the Final Terms and/or in the Base Prospectus (as defined in the Final Terms) and is not intended for use and should not be relied upon by any person outside those countries and/or to whom the offer contained in the Final Terms is not addressed. **Prior to relying on the information contained in the Final Terms, you must ascertain from the Final Terms and/or the Base Prospectus whether or not you are an intended addressee of the information contained therein.**

Informationen i dessa Slutliga Villkor är endast adresserat till och/eller riktad till personer som bor i de särskilda länder som anges i de Slutliga Villkoren och/eller i Grundprospektet (definierat i de Slutliga Villkoren) och är inte ämnad för användning och ska inte förlitas på av någon person utanför de länderna och/eller till vilka erbjudandet i dessa Slutliga Villkor inte är adresserat. **Innan du förlitar dig på innehållet i dessa Slutliga Villkor måste du säkerställa att du är en avsedd adressat av informationen i de Slutliga Villkoren och/eller Grundprospektet.**

Neither the Final Terms nor the Base Prospectus constitutes an offer to sell or the solicitation of an offer to buy securities in the United States or in any other jurisdiction in which such offer, solicitation or sale would be unlawful prior to registration, exemption from registration or qualification under the securities law of any such jurisdiction.

Varken de Slutliga Villkoren eller Grundprospektet utgör ett erbjudande att sälja eller en inbjudan att köpa värdepapper i USA eller i någon annan jurisdiktion i vilka ett sådant erbjudande, inbjudan eller försäljning skulle vara olagligt innan de har registrerats, ett undantag från registrering har erhållits eller enligt annan bestämmelse under värdepapperslagarna i en sådan jurisdiktion.

The securities described in the Final Terms and the Base Prospectus have not been, and will not be, registered under the U.S. Securities Act of 1933, as amended (the "**Securities Act**") and may not be offered or sold directly or indirectly within the United States or to, or for the account or benefit of, U.S. persons or to persons within the United States of America (as such terms are defined in Regulation S under the Securities Act ("**Regulation S**"). The securities described in the Final Terms will only be offered in offshore transactions to non-U.S. persons in reliance upon Regulation S.]

De värdepapper som beskrivs i de Slutliga Villkoren och i Grundprospektet har inte, och kommer inte, registreras i enlighet med U.S. Securities Act of 1933, såsom den har ändrats ("**Securities Act**") och får inte erbjudas eller säljas direkt eller indirekt inom USA eller till, för, eller till förmån för, amerikanska medborgare eller till personer i USA (såsom termerna definieras i Regulation S i Securities Act ("**Regulation S**"). De värdepapper som beskrivs i dessa Slutliga Villkor kommer endast erbjudas i offshore-transaktioner till icke-amerikanska medborgare i enlighet med Regulation S.

**Final Terms dated [•]**

**Slutliga Villkor daterade [•]**

**[NORDEA BANK AB (PUBL) / NORDEA BANK FINLAND PLC]  
Issue of [Aggregate Nominal Amount of Tranche] [Title of Notes]  
under the €10,000,000,000  
Structured Note Programme**

**NORDEA BANK AB (PUBL) / NORDEA BANK FINLAND PLC  
Utgivande av [Sammanlagt Nominellt Belopp av Tranch] [Namn på Lån]  
under ett €10 000 000 000  
Program för Strukturerade Lån**

[The Base Prospectus referred to below (as completed by these Final Terms) has been prepared on the basis that, except as provided in sub-paragraph (b) below, any offer of Notes in any Member State of the European Economic Area which has implemented the Prospectus Directive (each, a "**Relevant Member State**") will be made pursuant to an exemption under the Prospectus Directive, as implemented in that Member State, from the requirement to publish a prospectus for offers of the Notes. Accordingly any person making or intending to make an offer of the Notes may only do so:

- (a) in circumstances in which no obligation arises for the Issuer or any Dealer to publish a prospectus pursuant to Article 3 of the Prospectus Directive or supplement a prospectus pursuant to Article 16 of the Prospectus Directive, in each case, in relation to such offer; or
- (b) in those Public Offer Jurisdictions mentioned in Paragraph 10 of Part B below, provided such person is one of the persons described in Paragraph 10 of Part B below [and which satisfies conditions set out therein] and that such offer is made during the Offer Period specified for such purpose therein.

[Grundprospektet som det hänvisas till nedan (som kompletteras av dessa Slutliga Villkor) har tagits fram under förutsättningen att, förutom såsom anges i punkten (b) nedan, varje erbjudande om Lån i varje Medlemsstat i det Europeiska Ekonomiska Samarbetsområdet som har implementerat Prospektivdirektivet (var och en benämnda en "**Relevant Medlemsstat**") kommer att göras under med stöd av ett undantag i Prospektivdirektivet, såsom det har implementerats i den Medlemsstaten, från kravet på att publicera ett prospekt för erbjudanden om Lån. Följaktligen kan personer som lämnar eller som avser att lämna erbjudanden avseende Lånen göra det enbart:

- (a) under omständigheter då ingen förpliktelse uppstår för Emittenten eller något Emissionsinstitut att publicera ett prospekt i enlighet med Artikel 3 i Prospektivdirektivet eller att komplettera ett prospekt i enlighet med Artikel 16 i Prospektivdirektivet, i bägge fall i samband med ett sådant erbjudande; eller:
- (b) i de Erbjudande till Allmänheten – Jurisdiktioner som anges i punkt 11 av Del B nedan, under förutsättning att sådana personer är en av de personer som beskrivs i punkt 11 av Del B nedan [och som uppfyller de villkor som anges däri] och att erbjudandet görs under den Erbjudandeperiod som specificeras däri för sådant syfte.

With respect to any subsequent resale or final placement of Notes as provided in sub-paragraph (b) above, the Issuer consents to the use of the Base Prospectus and accepts responsibility for the content of the Base Prospectus. Neither the Issuer nor any Dealer has authorised, nor do they authorise, the making of any offer of Notes in any other circumstances.

Avseende varje senare återförsäljning eller slutlig placering av Lånen såsom anges i punkt (b) ovan, samtycker Emittenten användandet av Grundprospektet och accepterar ansvar för innehållet i Grundprospektet. Varken Emittenten eller något Emissionsinstitut har godkänt, eller godkänner, att några erbjudanden avseende Lånen görs under några andra omständigheter.

The expression "**Prospectus Directive**" means Directive 2003/71/EC (as amended, including by Directive 2010/73/EU) provided, however, that all references in this document to the "**Prospectus Directive**" in relation to any Member State of the European Economic Area refer to Directive

2003/71/EC (as amended), and include any relevant implementing measure in the relevant Member State.]<sup>9</sup>

Uttrycket "**Prospektdirektivet**" avser direktivet 2003/71/EG (med gjorda ändringar, inklusive 2010 års ändringsdirektiv 2010/73/EU) **dock att** alla hänvisningar i detta dokument till "Prospektdirektivet" i relation till varje Medlemsstat i det Europeiska Ekonomiska Samarbetsområdet hänvisar till direktiv 2003/71/EG (med gjorda ändringar), och inkluderar varje relevant implementeringsåtgärd i den relevanta Medlemsstaten.)<sup>10</sup>

[The Base Prospectus referred to below (as completed by these Final Terms) has been prepared on the basis that any offer of Notes in any Member State of the European Economic Area which has implemented the Prospectus Directive (each, a "**Relevant Member State**") will be made pursuant to an exemption under the Prospectus Directive, as implemented in that Member State, from the requirement to publish a prospectus for offers of the Notes. Accordingly any person making or intending to make an offer in that Member State of the Notes may only do so in circumstances in which no obligation arises for the Issuer or any Dealer to publish a prospectus pursuant to Article 3 of the Prospectus Directive or supplement a prospectus pursuant to Article 16 of the Prospectus Directive, in each case, in relation to such offer. Neither the Issuer nor any Dealer has authorised, nor do they authorise, the making of any offer of Notes in any other circumstances.

[Grundprospektet som det hänvisas till nedan (som kompletteras av dessa Slutliga Villkor) har tagits fram under förutsättningen att varje erbjudande om Lån i varje Medlemsstat i det Europeiska Ekonomiska Samarbetsområdet som har implementerat Prospektdirektivet (var och en benämnda en "**Relevant Medlemsstat**") kommer att göras med stöd av ett undantag i Prospektdirektivet, såsom det har implementerats i den Medlemsstaten, från kravet på att publicera ett prospekt för erbjudanden om Lån. Följaktligen kan personer som lämnar eller som avser att lämna erbjudanden avseende Lånen göra det enbart under omständigheter då ingen förpliktelse uppstår för Emittenten eller något Emissionsinstitut att publicera ett prospekt i enlighet med Artikel 3 i Prospektdirektivet eller att komplettera ett prospekt i enlighet med Artikel 16 i Prospektdirektivet, i bägge fall i samband med ett sådant erbjudande. Varken Emittenten eller något Emissionsinstitut har godkänt, eller godkänner, att några erbjudanden avseende Lånen görs under några andra omständigheter.

The expression "**Prospectus Directive**" means Directive 2003/71/EC (as amended, including by Directive 2010/73/EU) **provided, however, that** all references in this document to the "**Prospectus Directive**" in relation to any Member State of the European Economic Area refer to Directive 2003/71/EC (as amended), and include any relevant implementing measure in the relevant Member State.]<sup>11</sup>

Uttrycket "**Prospektdirektivet**" avser direktivet 2003/71/EG (med gjorda ändringar, inklusive 2010 års ändringsdirektiv 2010/73/EU) **under förutsättning, att** alla hänvisningar i detta dokument till "Prospektdirektivet" i relation till varje Medlemsstat i det Europeiska Ekonomiska Samarbetsområdet hänvisar till direktiv 2003/71/EG (med gjorda ändringar), och inkluderar varje relevant implementeringsåtgärd i den relevanta Medlemsstaten.)<sup>12</sup>

<sup>9</sup> Include this legend where a non-exempt offer of Notes is anticipated.

<sup>10</sup> Inkludera detta avsnitt om ett icke-undantaget erbjudande av Lånen förväntas.

<sup>11</sup> Include this legend where a non-exempt offer of Notes is NOT anticipated.

<sup>12</sup> Inkludera detta avsnitt om ett icke-undantaget erbjudande av Lånen INTE förväntas.

## PART A – CONTRACTUAL TERMS

### DEL A – KONTRAKTUELLA VILLKOR

Terms used herein shall be deemed to be defined as such for the purposes of the Conditions (the "**Conditions**") set forth in the [original base prospectus dated [16 April 2013/20 December 2013] and which are incorporated by reference into the]<sup>13</sup> Base Prospectus dated 19 December 2014 [and the supplemental Base Prospectus dated [•]] [which [together] constitute[s] a base prospectus (the "**Base Prospectus**") for the purposes of the Prospectus Directive<sup>14</sup>]. This document constitutes the Final Terms of the Notes described herein [for the purposes of Article 5.4 of the Prospectus Directive<sup>15</sup>] and must be read in conjunction with the Base Prospectus. A summary of the Notes (which comprises the summary in the Base Prospectus as completed to reflect the provisions of these Final Terms) is annexed to these Final Terms. Full information on the Issuer and the offer of the Notes is only available on the basis of the combination of these Final Terms and the Base Prospectus [as so supplemented]. The Base Prospectus [and the base prospectus supplement[s]] and these Final Terms are available for viewing during normal business hours at, and copies may be obtained from, the principal office of the Issuer [Smålandsgatan 17, SE-105 71 Stockholm, Sweden/Aleksis Kiven katu 9, 00020 Nordea, Helsinki, Finland.] and from [www.nordea.com](http://www.nordea.com)

Ord som används häri ska anses ha samma innebörd som i Villkoren ("**Villkoren**") som anges i det ursprungliga grundprospektet daterat [16 april 2013/20 december 2013] och som inkorporeras genom hänvisning till<sup>16</sup> Grundprospektet daterat 19 december 2014 [och i supplement till Grundprospektet daterat [•]] [vilka/[et] [tillsammans] utgör ett grundprospekt ("**Grundprospektet**") i Prospektdirektivets mening<sup>17</sup>]. Det här dokumentet utgör de Slutliga Villkoren för Lånen som beskrivs häri [i enlighet med artikel 5.4 i Prospektdirektivet<sup>18</sup>] och måste läsas tillsammans med Grundprospektet. En sammanfattning av Lånen (innefattande sammanfattningen i Grundprospektet upprättad för att reflektera bestämmelserna i dessa Slutliga Villkor) är bilagt till dessa Slutliga Villkor. Fullständig information om Emittenten och erbjudandet om Lån kan endast fås genom dessa Slutliga Villkor och Grundprospektet (tillsammans med eventuella tillägg) i kombination. Grundprospektet [och tillägg till Grundprospektet] och kopior av dessa Slutliga Villkor finns tillgängliga för granskning under normal arbetstid och kopior kan erhållas från Emittentens huvudkontor på Smålandsgatan 17, 105 71 Stockholm, Sverige/Aleksis Kiven katu 9, 00020 Nordea, Helsingfors, Finland] och på [www.nordea.com](http://www.nordea.com).

*Include whichever of the following apply or specify as "Not Applicable" (N/A). Note that the numbering should remain as set out below, even if "Not Applicable" is indicated for individual paragraphs (in which case the sub-paragraphs of the paragraphs which are not applicable can be deleted). Italics denote guidance for completing the Final Terms.]*

*[Inkludera samtliga av följande som är tillämpliga eller ange "Inte Tillämpligt" (N/A). Notera att numreringen ska bibehållas såsom den har angetts nedan, även om "Inte Tillämpligt" har angetts för enskilda punkter (i vilket fall underpunkterna till sådana punkter som inte är tillgängliga kan raderas). Kursiv text är vägledning för att färdigställa de Slutliga Villkoren.]*

#### I. GENERAL TERMS

##### ALLMÄNNA VILLKOR

- |    |     |           |   |
|----|-----|-----------|---|
| 1. | (i) | Issuer:   | [Nordea Bank AB (publ) / Nordea Bank Finland Plc] |
|    | (i) | Emittent: | [Nordea Bank AB (publ) / Nordea Bank Finland]     |

<sup>13</sup> Insert for fungible issues.

<sup>14</sup> Delete wording in square brackets for an unlisted, exempt offer.

<sup>15</sup> Delete wording in square brackets for an unlisted, exempt offer.

<sup>16</sup> Inkludera för fungibla emissioner.

<sup>17</sup> Radera text inom hakparenteser för ett erbjudande som inte listas och är undantaget.

<sup>18</sup> Radera text inom hakparenteser för ett erbjudande som inte listas och är undantaget.

		Plc]
2.	(i) Series Number:	[•]
	(i) Serienummer:	[•]
	(ii) Tranche Number:	[•]
	(ii) Tranchenummer:	[•]
	[(iii) Date on which the Notes become fungible:	[Not Applicable/The Notes shall be consolidated, form a single series and be interchangeable for trading purposes with the <i>[insert description of series]</i> on <i>[[insert date]/the Issue Date/exchange of the Temporary Global Note for interests in the Permanent Global Note, as referred to in paragraph 58 below [which is expected to occur on or about [insert date]].]</i>
	[(iii) Datum då Lånen blir fungibla:	[Inte Tillämpligt/Lånen ska konsolideras, bli en enda serie och vara utbytbara för handel med <i>[ange beskrivning av serier]</i> på <i>[[ange datum]/Lånedatum/utbyte av Temporära Globala Lån för intressen i Permanenta Globala Lån, såsom beskrivs i punkt 56 nedan [vilket är beräknat att inträffa på eller runt omkring [ange datum]].]</i>
3.	Specified Currency or Currencies:	[•]
	Angiven Valuta:	[•]
4.	Aggregate Principal Amount:	[•]
	Sammanlagt Kapitalbelopp:	[•]
	(i) Series:	[•]
	(i) Serie:	[•]
	(ii) Tranche:	[•]
	(ii) Tranche:	[•]
5.	Issue Price:	[•] per cent. of the Aggregate Principal Amount of each Note [plus accrued interest from <i>[insert date]</i> ]/ The Issue Price will be determined by the Issuer on a daily basis during the Offer Period (as defined below), based on the prevailing market price for the Notes. The Notes will be issued with an initial Issue Price of approximately [ ] per cent on the Issue Date].
	Pris:	[•] procent av det Sammanlagda Kapitalbeloppet för varje Lån [plus upplupen ränta från <i>[datum]</i> ]. / Priset avgörs av Emittenten på en daglig basis under Erbjudandeperioden (som definierat nedan) baserat på Lånens rådande marknadsvärde. Lånen kommer att utges till ett initialt Pris om [ ] procent på Lånedatumet.]
6.	(i) Specified Denominations:	[•]

	(i) Valörer:	[•]
	(ii) Calculation Amount:	[•]
	(ii) Beräkningsbelopp:	[•]
7.	(i) Issue Date:	[•]
	(i) Lånedatum:	[•]
	(ii) Interest Commencement Date:	[[ <i>insert date</i> ]/Issue Date/Not Applicable]
	(ii) Startdatum för Ränta:	[[ <i>datum</i> ]/Lånedatum/Inte Tillämpligt]
8.	Redemption Date:	[[•]/[Interest Payment Date falling in or nearest to [•]]]
	Återbetalningsdag:	[[•]/[Räntebetalningsdag som infaller i eller närmast [•]]]
9.	Base Redemption Amount:	[[•]/Not Applicable]
	Basåterbetalningsbelopp:	[[•]/Inte Tillämpligt]
10.	Additional Amounts:	[Applicable/Not Applicable]
		[The Additional Amount(s) will be added to/subtracted from the Base Redemption Amount]
	Tilläggsbelopp:	[Tillämpligt/Inte Tillämpligt]
		[Tilläggsbeloppet/en kommer läggas till/subtraheras från Basåterbetalningsbeloppet]
11.	Minimum Redemption:	[Applicable/Not Applicable]
	Lägsta Återbetalning:	[Tillämpligt/Inte Tillämpligt]
	• Minimum Redemption Amount:	[[•]/Not Applicable]
	• Lägsta Återbetalningsbelopp:	[[•]/Inte Tillämpligt]
12.	Maximum Redemption:	[Applicable/Not Applicable]
	Högsta Återbetalning:	[Tillämpligt/Inte Tillämpligt]
	• Maximum Redemption Amount:	[[•]/Not Applicable]
	• Högsta Återbetalningsbelopp:	[[•]/Inte Tillämpligt]
13.	Business Day Convention:	[Following Business Day Convention/Modified Following Business Day Convention/Preceding Business Day]
	Bankdagskonvention:	[Efterföljande Bankdagskonvention /Modifierad Efterföljande Bankdagskonvention /Föregående Bankdagskonvention]
14.	Currency Business Day Convention:	[Following Business Day Convention/Modified Following Business Day Convention/Preceding Business Day]/[Not Applicable]

Handelsdag Valutakonvention:	[Efterföljande Bankdagskonvention /Modifierad Efterföljande Bankdagskonvention /Föregående Bankdagskonvention]/[Inte Tillämpligt]
15. Relevant Exchange:	[[•]/[As set out in the Conditions]]
Relevant Börs:	[[•]/[Såsom framgår av Villkoren]]
16. Scheduled Trading Day Convention:	[[Following Scheduled Trading Date Convention/Modified Following Scheduled Trading Day Convention/Preceding Scheduled Trading Day Convention]/[Not Applicable]]
Planerad Handelsdagskonvention:	[Efterföljande Planerad Handelsdagskonvention/Modifierad Efterföljande Planerad Handelsdagskonvention /Föregående Planerad Handelsdagskonvention]
<b>II. PROVISIONS RELATING TO INTEREST (IF ANY) PAYABLE ]</b>	<b>[APPLICABLE/NOT APPLICABLE]</b>
<b>BESTÄMMELSER FÖR RÄNTA (OM NÅGON)</b>	<b>[TILLÄMPLIGT/EJ TILLÄMPLIGT]</b>
	[Items 17-30 have been intentionally omitted] <sup>19</sup>
	[Punkterna 17-30 har medvetet utelämnats] <sup>20</sup>
17. Interest Basis:	[[•] per cent. Fixed Rate]
Räntebas:	[[•] procent Fast Ränta]
	[EURIBOR]/[LIBOR]/[STIBOR]/[NIBOR]/[CIBOR]/[Nordea Own Funds Rate] +/- [•] per cent. Floating Rate]
	[EURIBOR]/[LIBOR]/[STIBOR]/[NIBOR]/[CIBOR]/[Nordeas Upplåningsränta] +/- [•] procent Rörlig Ränta]
	[Inflation Linked]
	[Inflationslänkad]
	[Zero Coupon]
	[Nollkupong]
	[Rate Adjustment]
	[Räntejustering]
	[Coupon Bearing Notes]
	[Kupongbärande Lån]
	[Non-Tranched CLN Interest]
	[Non-Tranched CLN Ränta]

<sup>19</sup> Include where interest provisions are marked as "Not Applicable"

<sup>20</sup> Att inkluderas då räntebestämmelser angivits som "Inte Tillämpligt"



[Tranched CLN Interest]  
[Tranched CLN Ränta]  
[Nth to Default CLN Interest]  
[Nth to Default CLN Ränta]  
[Nth and Nth + 1 to Default CLN Interest]  
[Nth and Nth + 1 to Default CLN Ränta]  
[Capped Floor Float]  
[Tak Golv Float]  
[Cap Floor]  
[Tak Golv]  
[Cap Floor Spread]  
[Tak Golv Spread]  
[Range Accrual]  
[Range Accrual]  
[Range Accrual In/Out]  
[Range Accrual In/Ut]  
[Knockout Range Accrual]  
[Knockout Range Accrual]  
[Binary Cap/Floor]  
[Binärt Tak/Golv]  
[Binary Zero Coupon]  
[Binär Nollkupong]  
[Inverse Floater]  
[Inverterad Floater]  
[Autocallable Rate]  
[Autocallable-nivå]  
[Digital Long]  
[Digital Long]  
[Digital Short]  
[Digital Short]  
[Best of/Worst of Digital Long]  
[Best of/Worst of Digital Long]

[Best of/Worst of Digital Short]  
[Best of/Worst of Digital Short]  
[Worst of Digital Memory Coupon 2]  
[Worst of Digital Memory Coupon 2]  
[Digital Podium Long]  
[Digital Podium Lång]  
[Digital Podium Short]  
[Digital Podium Kort]  
[Series of Digitals]  
[Serier av Digitala]  
[Cash Settled Swaption Straddle]  
[Cash Settled Swaption Straddle]  
[Power Cap/Floor]  
[Power Tak/Golv]  
[Compounding Floater]  
[Compounding Floater]  
[Lock-In 1]  
[Lock-In 1]  
[Lock-In 2]  
[Lock-In 2]  
[Snowball]  
[Snowball]  
[Accumulator]  
[Ackumulator]  
[Binary Accumulator]  
[Binär Ackumulator]  
[Contingent Cap/Floor]  
[Betingat Tak/Golv]  
[Dual Digital Cap]  
[Dubbel Digital Tak]  
[Dual Digital Floor]  
[Dubbel Digital Golv]

[Binary Inflation Cap]  
 [Binärt Inflationstak]  
 [Binary Inflation Floor]  
 [Binärt Inflationsgolv]  
 [Binary Inflation Range]  
 [Binärt Inflationsspann]  
 [Inflation Range Accrual]  
 [Inflationsspann Periodiserad]  
 [Inflation Cap/Floor]  
 [Inflation Tak/Golv]  
 [Inflation Straddle]  
 [Inflation Ömsesidig]  
 [Inflation Cap Floor Spread]  
 [Inflation Tak Golv Spread]  
 [ZC Inflation Cap Floor]  
 [ZC Inflation Tak Golv]  
 [Inflation Linker 1]  
 [Inflationslänkad 1]  
 [Inflation Linker 2]  
 [Inflationslänkad 2]  
 [Strip of Call Spreads]  
 [Strip of Call Spreads]

(further particulars specified below)

(ytterligare detaljer specificerade nedan)

18. Combination of Interest Bases: [Applicable/Not Applicable]  
 Kombination av Räntebaser: [Tillämpligt/Inte Tillämpligt]
- (i) Method of Combination: [Single Basket Addition/Multiple Basket Addition/Alternative Calculation]  
 Kombinationsmetod: [Enskild Korgsammanslagning/Alternativ Uträkning]
- (ii) Relevant Condition(s) for determination of Interest Amount: [Condition [•] will be applicable if Interest Barrier Level 1 is not exceeded on [any/the final] Interest Determination Date, Condition [•] will be applicable if Interest Barrier Level 1 is exceeded on [any/the final] Interest Determination Date but Interest Barrier Level 2 is not exceeded,

		Condition [•] will be applicable if Interest Barrier Level 2 is exceeded on [any/the final] Interest Determination Date but Interest Barrier Level [•] is not exceeded... Condition [•] will be applicable if Interest Barrier Level [•] is exceeded on [any/the final] Interest Determination Date/Condition(s) [•] and [•] are applicable.]
Relevanta Villkor för bestämmande av Räntebelopp:		[Villkor [•] ska vara tillämpligt om Räntebarriärnivå 1 överskrids på [en/slutlig] Räntebestämningdag men Räntebarriärnivå 2 inte överskrids, Villkor [•] ska vara tillämpligt om Räntebarriärnivå 2 överskrids på [en/slutlig] Räntebestämningdag men Räntebarriärnivå [•] inte överskrids... Villkor [•] ska vara tillämpligt om Räntebarriärnivå [•] överskrids på [en/slutlig] Räntebestämningdag/Villkor [•] och [•] är tillämpliga.]
		[Condition [•] in respect of Basket A, Condition [•] in respect of Basket B etc.]
		[Villkor [•] beträffande Korg A, Villkor [•] beträffande Korg B etc.]
	•	[Interest Barrier Level 1:] [•]
	•	[Räntebarriärnivå 1:] [•]
	•	[Interest Barrier Level 2:] [•]
	•	[Räntebarriärnivå 2:] [•]
	•	[Interest Barrier Level 3:] [•]
	•	[Räntebarriärnivå 3:] [•]
19.	Method of calculating Basket Return for the purposes of Interest determination:	[Basket Long Structure/Basket Short Structure [in respect of Basket A/B]/Not Applicable]
	Metod för att beräkna Korgavkastningen för Räntebestämning:	[Basket Long Struktur/Basket Short Struktur [avseende Korg A/B]/Inte Tillämpligt]
20.	<b>Fixed Rate Note Provisions</b>	[Applicable/Not Applicable]
	Bestämmelser för Fast Ränta	[Tillämpligt/Inte Tillämpligt]
	(i) Interest Rate:	[•] per cent. per annum
	(i) Räntesats:	[•] procent årligen
	(ii) Interest Payment Date(s):	[•] [in each year]
	(ii) Räntebetalningsdag(ar):	[•] [varje år]
	(iii) Interest Determination Date:	[[•]/Not Applicable]
	(iii) Räntebestämningdag:	[[•]/Inte Tillämpligt]

	(iv)	Fixed Interest Amount:	[•] per Note of [•] Denomination/Not Applicable
	(iv)	Bestämt Räntebelopp:	[•] per Lån av Valören [•]/Inte Tillämpligt]
	(v)	Details of Irregular Interest Amount(s):	[[•] per Calculation Amount, payable on the Interest Payment Date falling [in/on] [•]/Not Applicable]
	(v)	Bestämmelser för Oregelbundna Räntebelopp:	[[•] per Beräkningsbelopp, att betalas på Räntebetalningsdagen som infaller [i/på] [•]/[Inte Tillämpligt]
	(vi)	Day Count Fraction:	[[Actual/Actual (ICMA/ISDA)] / [Actual/365 (Fixed)] / [Actual 365 (Sterling)] / [Actual/360] / [30/360] / [30E/360]]
	(vi)	Dagberäkningsmetod:	[[Faktisk/Faktisk (ICMA/ISDA)] / [Faktisk/365 (Fast)] / [Faktisk 365 (Sterling)] / [Faktisk/360] / [30/360] / [30E/360]]
21.		<b>Interest Deferral</b>	[Applicable/Not Applicable]
		<b>Uppskjuten Ränta</b>	[Tillämpligt/Inte Tillämpligt]
22.		<b>Floating Rate Note Provisions</b>	[Applicable/Not Applicable]
		<b>Bestämmelser för Rörlig Ränta</b>	[Tillämpligt/Inte Tillämpligt]
	(i)	Interest Payment Dates:	[•] [in each year]
	(i)	Räntebetalningsdag(ar):	[•] [för varje år]
	(ii)	Interest Determination Date:	[[•]/Not Applicable]
	(ii)	Räntebestämningdag:	[[•]/Inte Tillämpligt]
	(iii)	Issuing Agent:	[Not Applicable/[•]]
	(iii)	Administrerande Institut:	[Inte Tillämpligt/[•]]
	(iv)	Calculation Agent:	[Not Applicable/[•]]
	(iv)	Beräkningsagent:	[Inte Tillämpligt/[•]]
	(v)	Interest Base Rate:	[[EURIBOR]/[LIBOR]/[STIBOR]/[NIBOR]/[CIB OR]/[Nordea Own Funds Rate]]
	(v)	Basränta:	[[EURIBOR]/[LIBOR]/[STIBOR]/[NIBOR]/[CIB OR]/[Nordeas Upplåningsränta]
	(vi)	Designated Maturity:	[•]
	(vi)	Avsedd Återbetalningsdag:	[•]
		• Alternative Designated Maturity	[[•]/Not Applicable/Applicable in respect of the [short/long/ [initial/final] interest period from (and including) [date] to (but excluding) [date]]
		• Alternativ Avsedd Återbetalningsdag	[[•]/Inte Tillämpligt/ Tillämpligt såvitt avser den [korta/långa]/ [första/sista] ränteperioden från (och med) [datum] till (men exklusive) [datum]]

(vii)	Linear Interpolation:	[Applicable/Not Applicable/Applicable in respect of the [short/long/ [initial/final] interest period from (and including) [date] to (but excluding) [date]]]
(vii)	Linjär Interpolering:	[[•]/Inte Tillämpligt/ Tillämpligt såvitt avser den [korta/långa]/ [första/sista] ränteperioden från (och med) [datum] till (men exklusive) [datum]]
	• Alternative Maturity 1	[[•]/Not Applicable]
	• Alternativ Återbetalningsdag 1	[[•]/Inte Tillämpligt]
	• Alternative Maturity 2	[[•]/Not Applicable]
	• Alternativ Återbetalningsdag 2	[[•]/Inte Tillämpligt]
(viii)	Screen Page:	[•]
(viii)	Skärmsida:	[•]
(ix)	Interest Margin(s):	[+/-][•] per cent. per annum
(ix)	Räntemarginal(er):	[+/-][•] procent årligen
(x)	FRN Participation Ratio:	[•] per cent.
(x)	FRN Deltagandegrad:	[•] procent
(xi)	Day Count Fraction:	[[Actual/Actual (ICMA/ISDA)] / [Actual/365 (Fixed)] / [Actual 365 (Sterling)] / [Actual/360] / [30/360] / [30E/360]]
(xi)	Dagberäkningsmetod:	[[Faktisk/Faktisk (ICMA/ISDA)] / [Faktisk/365 (Fast)] / [Faktisk 365 (Sterling)] / [Faktisk/360] / [30/360] / [30E/360]]
(xii)	Maximum Interest Rate:	[[•]/Not Applicable]
(xii)	Högsta Räntesats:	[[•]/Inte Tillämpligt]
(xiii)	Minimum Interest Rate:	[[•]/Not Applicable]
(xiii)	Lägsta Räntesats:	[[•]/Inte Tillämpligt]
23.	<b>Zero Coupon Note Provisions</b>	[Applicable/Not Applicable]
	<b>Bestämmelser för Nollkupongslån</b>	[Tillämpligt/Inte tillämplig]
	Reference Yield:	[•] per cent. per annum
	Referensavkastning:	[•] procent årligen
24.	<b>Inflation-Linked Interest Note Provisions</b>	[Applicable/Not Applicable]
	<b>Bestämmelser för Inflationslänkade Räntebärande Lån</b>	[Tillämpligt/Inte Tillämpligt]
(i)	Interest Rate:	[Fixed Rate Note Provisions (further details specified in paragraph 20)/Floating Rate Note

		Provisions (further details specified in paragraph 22)]	
(i)	Räntesats:	[Bestämmelser om Lån med Fast Ränta (ytterligare detaljer specificerade i punkt 20)/Bestämmelser om Lån med Rörlig Ränta (ytterligare detaljer specificerade i punkt 22)]	
(ii)	Base Index/CPI:		
(ii)	Bas Index/CPI:		
	• Relevant date:	[•]	
	• Relevant datum:	[•]	
	• Relevant time:	[•] [a.m./p.m.]	
	• Relevant tid:	[•] [a.m./p.m.]	
25.	<b>Rate Adjustment Note Provisions</b>	[Applicable/Not Applicable]	
	<b>Bestämmelser för Kursjusterade Lån</b>	[Tillämpligt/Inte Tillämpligt]	
	Provisions relating to the adjustment of the Interest Rate:	The Interest Basis will be [•] from [and including/but excluding] [•] to [and including/but excluding] the Interest Payment Date falling in [•], and [•] from [and including/but excluding] the Interest Payment Date falling in [•] up to ([and including/but excluding]) the Redemption Date.	
	Bestämmelser relaterade till justering av Räntesatsen:	Räntebasen ska vara [•] från [och med/men exklusive] [•] till [och med/men exklusive] Räntebetalningsdagen som infaller [•], och [•] från [och med/men exklusive] Räntebetalningsdagen som infaller [•] till [och med/men exklusive] Återbetalningsdagen.	
26.	<b>Coupon Bearing Note Provisions</b>	[Applicable/Not Applicable]	
	<b>Bestämmelser för Kupongbärande Autocall-lån</b>	[Tillämpligt/Inte Tillämpligt]	
(i)	Valuation Date(s):		<b>Averaging Dates relevant to applicable Valuation Date</b>
		<b>Valuation Date Averaging</b>	<b>Medelvärdesberäkningssdag</b> som är relevanta för tillämplig Värderingsdag
		<b>Reference Asset</b>	<b>Värderingsdag</b>
		<b>Valuation Date(s)</b>	<b>Medelvärdesberäkningssdag</b>
		<b>Referens-tillgång</b>	<b>Värderingsdag(ar)</b>
(i)	Värderingsdag(ar):	[•]	[•]
		[Applicable/Not Applicable]	[[•]/Not Applicable]

		[Tillämpligt /Inte Tillämpligt]	[[•]/Inte Tillämpligt ]
		[Applicable /Not Applicable]	[[•]/Not Applicable ]
		[•]	[Tillämpligt /Inte Tillämpligt ]
(ii)	Coupon Barrier Level(s):	[•]	
(ii)	Kuponbarriärnivå(er):	[•]	
(iii)	Interest Payment Date(s):	[•] in each year	
(iii)	Räntebetalningsdag(ar):	[•] varje år	
(iv)	Flat Coupon:	[Applicable/ Not Applicable/ Applicable if Coupon Barrier [•] is reached [and Coupon Barrier [•] is not reached]]	
(iv)	Flat Kupong:	[Tillämpligt/ Inte Tillämpligt/Tillämpligt om Kupongbarriär [•] uppnås [och Kupongbarriär [•] inte uppnås]]	
(v)	Memory Coupon:	[Applicable/ Not Applicable/ Applicable if Coupon Barrier [•] is reached [and Coupon Barrier [•] is not reached]]	
(v)	Memory Kupong:	[Tillämpligt/ Inte Tillämpligt/Tillämpligt om Kupongbarriär [•] uppnås [och Kupongbarriär [•] inte uppnås]]	
(vi)	Plus Flat Coupon:	[Applicable/ Not Applicable/ Applicable if Coupon Barrier [•] is reached [and Coupon Barrier [•] is not reached]]	
(vi)	Plus Flat Kupong:	[Tillämpligt/ Inte Tillämpligt/Tillämpligt om Kupongbarriär [•] uppnås [och Kupongbarriär [•] inte uppnås]]	
(vii)	Plus Memory Coupon:	[Applicable/ Not Applicable/ Applicable if Coupon Barrier [•] is reached [and Coupon Barrier [•] is not reached]]	
(vii)	Plus Memory Kupong:	[Tillämpligt/ Inte Tillämpligt/Tillämpligt om Kupongbarriär [•] uppnås [och Kupongbarriär [•] inte uppnås]]	
(viii)	Coupon Rate(s):	[[•] if Coupon Barrier [•] is reached/Not Applicable]	
(viii)	Kupongnivå(er):	[[•] om Kupongbarriär [•] uppnås/Inte Tillämpligt]	
(ix)	Basket Rate:	[Applicable/Not Applicable]	
(ix)	Korgnivå:	[Tillämpligt/Inte Tillämpligt]	
(x)	Best of/Worst of Rate:	[Applicable/Not Applicable]	



(x)	Best of/Worst of Kurs:	[Tillämpligt/Inte Tillämpligt]
(xi)	N:	[Applicable/Not Applicable]
(xi)	N:	[Tillämpligt/Inte Tillämpligt]
27.	<b>CLN Interest Provisions</b>	[Applicable/Not Applicable]
	<b>Bestämmelser för CLN Ränta</b>	[Tillämpligt/Inte Tillämpligt]
(i)	Interest Rate:	[Fixed Rate Note Provisions (further details specified in paragraph 20)/Floating Rate Note Provisions (further details specified in paragraph 22)]
(i)	Räntesats:	[Bestämmelser om Lån med Fast Ränta (ytterligare detaljer specificerade i punkt 20)/Bestämmelser om Lån med Rörlig Ränta (ytterligare detaljer specificerade i punkt 22)]
(ii)	Determination Date Exposure:	[Applicable/Not Applicable]
	• [Number of Business Days:	[[•]/The Observation Date shall be the relevant Interest Payment Date]
	• [Antal Bankdagar:]	[[•]/Observationsdagen ska vara den relevanta Räntebetalningsdagen]
(ii)	Bestämningdag Exponering:	[Tillämpligt/Inte Tillämpligt]
(iii)	Weighted Average Exposure:	[Applicable/Not Applicable]
(iii)	Viktad Genomsnittlig Exponering:	[Tillämpligt/Inte Tillämpligt]
(iv)	Tranche Attachment Point:	[[•]/Not Applicable]
(iv)	Fästpunkt Tranche:	[[•]/Inte Tillämpligt]
(v)	Tranche Detachment Point:	[[•]/Not Applicable]
(v)	Avskiljningspunkt Tranche:	[[•]/Inte Tillämpligt]
(vi)	Fixed Recovery Value:	[[•]/Not Applicable]
(vi)	Fast Återbetalningsbelopp:	[[•]/Inte Tillämpligt]
(vii)	Market Recovery Value:	[Applicable/Not Applicable]
(vii)	Marknadsåtervinningsvärde:	[Tillämpligt/Inte Tillämpligt]
(viii)	N:	[[•]/Not Applicable]
(viii)	N:	[[•]/Inte Tillämpligt]
(ix)	Observation Date(s):	[[•]/Not Applicable/the day falling [•] Business Days prior to each Interest Payment Date]
(ix)	Observationsdag(ar):	[[•]/Inte Tillämpligt/dagen som infaller [•] Bankdagar före varje Räntebetalningsdag]
(x)	Credit Event Ranked Basket Participation (Interest):	[Applicable/Not Applicable]

(x)	Kredithändelserankad Korgandel (Ränta):	[Tillämpligt/Inte Tillämpligt]	
	• Credit Event Ranked Weight:	<b>Credit Event</b> (in order of occurrence)	<b>Weighting</b>
		<b>Kredithändelse</b> (i kronologisk ordning)	<b>Viktning</b>
	• Kredithändelserankad vikt:	1	[•]%
		2	[•]%
		3	[•]%
		N	[•]%
(xi)	Possible Repudiation Moratorium Amount:	[Applicable/Not Applicable]	
(xi)	Belopp för Potentiellt Avstående Moratorium:	[Tillämpligt/Inte Tillämpligt]	
(xii)	Restructuring Amount:	[Applicable/Not Applicable]	
(xii)	Belopp för Omläggning av Skulder:	[Tillämpligt/Inte Tillämpligt]	
(xiii)	Replacement Reference Entity:	[Applicable/Not Applicable]	
(xiii)	Belopp för Ersättande Referenstillgång:	[Tillämpligt/Inte Tillämpligt]	
(xiv)	Obligation Acceleration Amount:	[Applicable/Not Applicable]	
(xiv)	Belopp för Uppsägning av Åtagande:	[Tillämpligt/Inte Tillämpligt]	
(xv)	Failure to Pay Amount:	[Applicable/Not Applicable]	
(xv)	Belopp för Utebliven Betalning:	[Tillämpligt/Inte Tillämpligt]	
(xvi)	Credit Events:	[[Failure to Pay/ Restructuring/ Bankruptcy/ Governmental Intervention/ Repudiation/ Moratorium/ Obligation Acceleration]/ Not Applicable]	
(xvi)	Kredithändelser:	[[Utebliven Betalning/ Omläggning av Skulder/ Insolvensförarande Myndighetsingripande/ Avstående/ Moratorium/ Uppsägning av Åtagande]/ Inte Tillämpligt]	
(xvii)	Default Requirement:	[[•]/Not Applicable/As set out in the Conditions]	
(xvii)	Defaultkrav:	[[•]/Inte Tillämpligt/Såsom framgår av Villkoren]	
28.	<b>Digital Interest Provisions</b>	[Applicable/Not Applicable]	
	<b>Bestämmelser om Digital Ränta</b>	[Tillämpligt/Inte Tillämpligt]	
(i)	Interest Determination Date:	[[•]/Not Applicable]	

(i)	Räntebestämningsdag:	[[•]/Inte Tillämpligt]
(ii)	Interest Payment Date(s):	[[•]/Not Applicable]
(ii)	Räntebalningsdag(ar):	[[•]/Inte Tillämpligt]
(iii)	Strike Level:	[[•]/Not Applicable]
(iii)	Lösenprisnivå:	[[•]/Inte Tillämpligt]
(iv)	Coupon:	[[•]/Not Applicable]
(iv)	Kupong:	[[•]/Inte Tillämpligt]
(v)	Coupon 2:	[[•]/Not Applicable]
(v)	Kupong 2:	[[•]/Inte Tillämpligt]
(vi)	N:	[[•]/Not Applicable]
(vi)	N:	[[•]/Inte Tillämpligt]
(vii)	Barrier Level:	[[•]/Not Applicable]
(vii)	Barriärnivå:	[[•]/Inte Tillämpligt]
(viii)	Basket Strike Level:	[[•]/Not Applicable]
(viii)	Korglösenivå:	[[•]/Inte Tillämpligt]
(ix)	Observation Date(s):	[[•]/Each Scheduled Trading Day up to and including the Interest Determination Date/Not Applicable]
(ix)	Observationsdag(ar):	[[•]/Varje Planerad Handelsdag fram till och med Räntebestämningsdagen/Inte Tillämpligt]
(x)	Valuation Time:	[[•]/Not Applicable]
(x)	Värderingstidpunkt:	[[•]/Inte Tillämpligt]

**Reference Asset  
(Interest)**

**Referenstillgång  
(Ränta)**

**Valuation Time**

**Värderingstidpunkt**

[•]

[•]

[•]

[•]

[•]

[•]

29. **Additional Interest Provisions** [Applicable/Not Applicable]

**Ytterligare Räntebestämmelser** [Tillämpligt/Inte Tillämpligt]

(i) Interest Determination Date: [[•]/Not Applicable]

Räntebestämningsdag: [[•]/Inte Tillämpligt]

(ii) Interest Payment Date(s): [[•]/Not Applicable]

	Räntebetalningsdag(ar):	[[•]/Inte Tillämpligt]
(iii)	Day Count Fraction:	[[Actual/Actual (ICMA/ISDA)] / [Actual/365 (Fixed)] / [Actual 365 (Sterling)] / [Actual/360] / [30/360] / [30E/360]]
	Dagberäkningsmetod:	[[Faktisk/Faktisk (ICMA/ISDA)] / [Faktisk/365 (Fast)] / [Faktisk 365 (Sterling)] / [Faktisk/360] / [30/360] / [30E/360]]
(iv)	Reference Rate:	[[•]/Not Applicable]
	Referensränta:	[[•]/Inte Tillämpligt]
(v)	Reference Rate 2:	[[•]/Not Applicable]
	Referensränta 2:	[[•]/Inte Tillämpligt]
(vi)	Spread:	[[•]/Not Applicable]
	Spread:	[[•]/Inte Tillämpligt]
(vii)	Cap Strike:	[[•]/Not Applicable]
	Lösenpristak:	[[•]/Inte Tillämpligt]
(viii)	Floor Strike:	[[•]/Not Applicable]
	Lösenprisgolv:	[[•]/Inte Tillämpligt]
(ix)	Cap Value:	[1/-1/0/Not Applicable]
	Takvärde:	[1/-1/0/Inte Tillämpligt]
(x)	Floor Value:	[1/-1/0/Not Applicable]
	Golvvärde Value:	[1/-1/0/Inte Tillämpligt]
(xi)	Leverage (Cap):	[[•]/Not Applicable]
	Hävstång (Tak):	[[•]/Inte Tillämpligt]
(xii)	Leverage (Floor):	[[•]/Not Applicable]
	Hävstång (Golv):	[[•]/Inte Tillämpligt]
(xiii)	Cap Strike Upper:	[[•]/Not Applicable]
	Lösenpristak Högre:	[[•]/Inte Tillämpligt]
(xiv)	Cap Strike Lower:	[[•]/Not Applicable]
	Lösenpristak Lägre:	[[•]/Inte Tillämpligt]
(xv)	Floor Strike Upper:	[[•]/Not Applicable]
	Lösenprisgolv Högre:	[[•]/Inte Tillämpligt]
(xvi)	Floor Strike Lower:	[[•]/Not Applicable]
	Lösenprisgolv Lägre:	[[•]/Inte Tillämpligt]
(xvii)	Strike Upper:	[[•]/Not Applicable]

	Lösenpris Högre:	[[•]/Inte Tillämpligt]
(xviii)	Strike Lower:	[[•]/Not Applicable]
	Lösenpris Lägre:	[[•]/Inte Tillämpligt]
(xix)	Strike 2	[[•]/Not Applicable]
	Lösenpris 2	[[•]/Inte Tillämpligt]
(xx)	K:	[[•]/Not Applicable]
	K:	[[•]/Inte Tillämpligt]
(xxi)	N:	[[•]/Not Applicable]
	N:	[[•]/Inte Tillämpligt]
(xxii)	W:	[[•]/Not Applicable]
	W:	[[•]/Inte Tillämpligt]
(xxiii)	X:	[[•]/Not Applicable]
	X:	[[•]/Inte Tillämpligt]
(xxiv)	Y:	[[•]/Not Applicable]
	Y:	[[•]/Inte Tillämpligt]
(xxv)	Z:	[[•]/Not Applicable]
	Z:	[[•]/Inte Tillämpligt]
(xxvi)	Maximum Interest Rate:	[[•]/Not Applicable]
	Högsta Räntesats:	[[•]/Inte Tillämpligt]
(xxvii)	Gearing:	[[•]/Not Applicable]
	Gearing:	[[•]/Inte Tillämpligt]
(xxviii)	Coupon:	[[•]/Not Applicable]
	Kupong:	[[•]/Inte Tillämpligt]
(xxix)	Coupon Barrier Level(s):	[[•]/Not Applicable] [The Autocall Condition will be satisfied if the Reference Rate [exceeds/equals/is below] the Coupon Barrier Level]
	Kupongbarriärnivå(er):	[[•]/Inte Tillämpligt] [Autocall-Villkoret uppfylls om Referenskursen [överstiger/är lika med/understiger] Kupongbarriärnivån]
(xxx)	Minimum Basket Return:	[[•]/Not Applicable]
	Minsta Korgavkastning:	[[•]/Inte Tillämpligt]
(xxxi)	Gearing Payer:	[[•]/Not Applicable]
	Gearing Payer:	[[•]/Inte Tillämpligt]

(xxxii) Gearing Receiver:	[[•]/Not Applicable]
Gearing Receiver:	[[•]/Inte Tillämpligt]
(xxxiii) Payer Strike:	[[•]/Not Applicable]
Payer Strike:	[[•]/Inte Tillämpligt]
(xxxiv) Receiver Strike:	[[•]/Not Applicable]
Receiver Strike:	[[•]/Inte Tillämpligt]
(xxxv) Power Factor:	[[•]/Not Applicable]
Powerfaktor	[[•]/Inte Tillämpligt]
(xxxvi) Fixed Rate:	[[•]/Not Applicable]
Fast ränta:	[[•]/Inte Tillämpligt]
(xxxvii) Flag:	[[•]/Not Applicable]
Flagga:	[[•]/Inte Tillämpligt]
(xxxviii) Tenor:	[[•]/Not Applicable]
Löptid:	[[•]/Inte Tillämpligt]
(xxxix) Gearing Cap:	[[•]/Not Applicable]
Gearing Tak:	[[•]/Inte Tillämpligt]
(xl) Gearing Floor:	[[•]/Not Applicable]
Gearing Golv:	[[•]/Inte Tillämpligt]
(xli) Inflation Index:	[[•]/Not Applicable]
Inflationsindex:	[[•]/Inte Tillämpligt]
(xlii) Valuation Date(s):	[[•]/Not Applicable]
Värderingsdag(ar):	[[•]/Inte Tillämpligt]

**Averaging Dates relevant to applicable Valuation Date**

<b>Reference Asset (Interest) Referenstillgång (Ränta)</b>	<b>Valuation Date(s) Värdering sdag(ar)</b>	<b>Valuation Date Averaging Värdering sdag(ar) Medelvärdesberäkning</b>	<b>Medelvärdesberäkningssdag(ar) som är relevanta för tillämplig Värdering sdag</b>
[•]	[•]	[Applicable /Not Applicable] [Tillämplig	[[•]/Not Applicable] [[•]/Inte Tillämpligt]

			t/Inte Tillämpligt ]
			[Applicable /Not Applicable] [[•]/Not Applicable]
	[•]	[•]	[Tillämplig t/Inte Tillämpligt ]
			[[•]/Inte Tillämpligt ]
(xlili)	Valuation Time:		[[•]/Not Applicable]
	Värderingstidpunkt:		[[•]/Inte Tillämpligt]
		<b>Reference Asset (Interest)</b>	<b>Valuation Time</b>
		<b>Referenstillgång (Ränta)</b>	<b>Värderingstidpunkt</b>
		[•]	[•]
		[•]	[•]
		[•]	[•]
30.	<b>Provisions relating to FX Components (Interest)</b>		[Applicable/Not Applicable]
	<b>Bestämmelser Valutakomponenter (Ränta)</b>	<b>rörande</b>	[[•]/Inte Tillämpligt]
	FX Component (Interest):		[Applicable/Not Applicable/Not Applicable to the following Interest Payment Dates: [•]]
	Valutakomponent (Ränta):		[Tillämpligt/Inte Tillämpligt/Tillämpligt avseende följande Räntebetalningsdagar: [•]]
	•	FX Rate (Interest):	[[•]/Not Applicable]
	•	Valutakurs (Ränta):	[[•]/Inte Tillämpligt]
	•	Initial FX Valuation Date(s) (Interest):	[[•]/Not Applicable]
	•	Startdag Valuta (Ränta):	[[•]/Inte Tillämpligt]
	•		<b>Reference Asset</b>
			<b>Initial FX Valuation Date(s) (Interest)</b>
		<b>Referenstillgång</b>	<b>Startdag Valuta (Ränta)</b>
		[•]	[•]
		[•]	[•]
		[•]	[•]
	•	FX Valuation Date(s) (Interest):	[[•]/Not Applicable]

- Värderingsdag Valuta [[•]/Inte Tillämpligt]  
(Ränta):

**Reference Asset**                      **FX Valuation Date(s)**  
**(Interest)**

**Referenstillgång**                      **Värderingsdag Valuta**  
**(Ränta)**

[•]	[•]
[•]	[•]
[•]	[•]

- FX Valuation Time  
(Interest): [[•]/Not Applicable]

- Värderingstidpunkt  
Valuta (Ränta): [[•]/Inte Tillämpligt]

- FX Factor (Interest) Long/FX Factor (Interest)  
Long/Short: [FX Factor (Interest) Long/FX Factor (Interest)  
Short/Not Applicable]

- Valutafaktor (Ränta) Lång/Valutafaktor (Ränta)  
Lång/Kort: Valutafaktor (Ränta) Lång/Valutafaktor (Ränta)  
Kort]/Inte Tillämpligt]

- Initial FX Rate [[•]/As set out in the Base Prospectus]  
(Interest):

- Valutastartkurs (Ränta): [[•]/Såsom framgår av Grundprospektet]

- Final FX Rate (Interest): [[•]/As set out in the Base Prospectus]

- Valutaslutkurs (Ränta): [[•]/Såsom framgår av Grundprospektet]

**III. ADDITIONAL PROVISIONS  
RELATING TO REDEMPTION**

[APPLICABLE/NOT APPLICABLE]  
[Items 31 to 39 have been intentionally omitted]<sup>21</sup>

**YTTERLIGARE BESTÄMMELSER  
FÖR ÅTERBETALNING**

[TILLÄMPLIGT/INTE TILLÄMPLIGT]  
[Punkterna 31 till 39 har medvetet utelämnats]<sup>22</sup>

31. Applicable performance structures: ["Basket Long" structure]  
Tillämpliga strukturer för värdeutveckling: ["Basket Long" struktur]  
["Basket Short" structure]  
["Basket Short" struktur]  
["Barrier outperformance" structure]  
["Barriär outperformance" struktur]  
["Barrier underperformance" structure]  
["Barriär underperformance" struktur]

<sup>21</sup> Insert where additional redemption provisions are marked as Not Applicable.

<sup>22</sup> Att inkluderas då ytterligare bestämmelser för återbetalning angivits som Inte Tillämpligt.



["Best of/Worst of Barrier Outperformance" structure]

["Best of/Worst of Barriär Outperformance" struktur]

["Best of/Worst of Barrier Underperformance" structure]

["Best of/Worst of Barriär Underperformance" struktur]

["Autocallable Structure Long"]

["Autocallstruktur Long"]

["Autocallable Structure Short"]

["Autocallstruktur Short"]

["Replacement Basket" structure]

["Ersättningskorg" struktur]

["Locally Capped Basket" structure]

["Lokalt Begränsad Korg" struktur]

["Rainbow Basket" structure]

["Rainbow" struktur]

["Booster Short" structure]

["Booster Kort" struktur]

["Booster Long" structure]

["Booster Long" struktur]

["Booster Risk Barrier Short" structure]

["Booster Risk Barriär Short" struktur]

["Booster Risk Barrier Long" structure]

["Booster Risk Barriär Long" struktur]

["Twin Win" structure]

["Twin Win" struktur]

["Bonus Booster Short" structure]

["Bonus Booster Short" struktur]

["Bonus Booster Long" structure]

["Bonus Booster Long" struktur]

["Cliquet" structure]

["Cliquet" struktur]

["Reverse Cliquet" structure]  
["Omvänd Periodsumme" struktur]  
["Replacement Cliquet" structure]  
["Ersättning Periodsumme" struktur]  
["Reverse Replacement Cliquet" structure]  
["Omvänd Ersättande Periodsumme" struktur]  
["Rainbow Replacement Cliquet" structure]  
["Regnbåge Ersättande Periodsumme" struktur]  
["Reverse Convertible" structure]  
["Omvänd Konvertibel" struktur]  
["Reverse Convertible Risk Barrier" structure]  
["Omvänd Konvertibel Riskbarriär" struktur]  
["Best of/Worst of Reverse Convertible" structure]  
["Best of/Worst of Omvänd Konvertibel" struktur]  
[Up and In Option]  
[Up and In Option]  
[Up and Out Option]  
[Up and Out Option]  
[Worst of Down and Out Basket Option]  
[Worst of Down and Out Basket Option]  
[Worst of Digital Memory Coupon 1]  
[Worst of Digital Memory Kupong 1]  
[Down and Out Basket Option]  
[Down and Out Korg Option]  
[Worst of Call Option]  
[Worst of Call Option]  
[Outperformance Option [Long against Short/Long Against Long]]  
[Outperformance Option [Long against Short/Long Against Long]]  
["Non-Tranched CLN" structure]  
["Non-Tranched CLN" struktur]  
["Tranched CLN" structure]

["Tranched CLN" struktur]  
["Nth to Default CLN" structure]  
["Nth to Default CLN" struktur]  
["Nth and Nth + 1 Default CLN" structure]  
["Nth and Nth + 1 Default CLN" struktur]  
[Option CLN structure]  
[Option CLN-struktur]  
["Digital Long" structure]  
["Digital Long" struktur]  
["Digital Short" structure]  
["Digital Kort" struktur]  
["Worst of Digital Long" structure]  
["Worst of Digital Long" struktur]  
["Worst of Digital Short" structure]  
["Worst of Digital Short" struktur]  
["Series of Digitals" structure]  
["Serier av Digitala"-struktur]  
["Delta 1" structure]  
["Delta 1" struktur]  
["Inflation Linker 2"]  
["Inflationslänkad 2"]  
["Barrier Outperformance" Structure 2]  
["Barrier Outperformance" Struktur 2]  
["Barrier Underperformance" Structure 2]  
["Barrier Underperformance" Struktur 2]  
["Target Volatility" Structure]  
["Eftersträvd Volatilitet" Struktur]  
["Down and in Option" structure]  
["Down and in Option"-struktur]  
["Booster Risk Barrier 2" structure]  
["Booster Risk Barrier 2"-struktur]  
["Autocallable Rate" structure]

		[“Autocallable-nivå”-struktur]
32.	Method of calculating Basket Return for the purposes of applicable Performance Structure:	[Basket Long Structure/Basket Short Structure/ Not Applicable] [Basket A: Basket Long/Short Structure] [Basket B: Basket Long/Short Structure]
	Metod för att beräkna Korgavkastningen för tillämplig Värdeutvecklingsstruktur:	[Basket Long Struktur/Basket Short Struktur/ Inte Tillämpligt] [Korg A: Basket Long/Short Struktur] [Korg B: Basket Long/Short Struktur]
33.	Combination of structures:	[Applicable/Not Applicable]
	Kombinationer av strukturer:	[Tillämpligt/Inte Tillämpligt]
(i)	Method of Combination:	[Addition/Subtraction/Alternative Calculation]
(i)	Kombinationsmetod:	[Sammanlagning/Subtraktion/Alternativ Uträkning]
(ii)	Additional Amount Basket A:	[Not Applicable/the [•] structure]
(ii)	Tilläggsbelopp Korg A:	[Inte Tillämpligt/[•] strukturen]
(iii)	Additional Amount Basket B:	[Not Applicable/the [•] structure]
(iii)	Tilläggsbelopp Korg B:	[Inte Tillämpligt/[•] strukturen]
(iv)	Relevant Condition(s) for determination of Redemption Amount:	[Condition [•] will be applicable if Barrier Level 1 is not exceeded on [any/the final] Valuation Date, Condition [•] will be applicable if Barrier Level 1 is exceeded on [any/the final] Valuation Date but Barrier Level 2 is not exceeded, Condition [•] will be applicable if Barrier Level 2 is exceeded on [any/the final] Valuation Date but Barrier Level [•] has not been exceeded Condition [•] will be applicable if Barrier Level [•] is exceeded on [any/the final] Valuation Date/Condition(s) [•] and [•] are applicable and the following Performance Percentages shall apply:
(iv)	Relevanta Villkor för bestämmande av Återbetalningsbeloppet:	[Villkor [•] ska vara tillämpligt om Barriärnivå 1 inte överskrids på [en/slutlig] Värderingsdag, Villkor [•] ska vara tillämpligt om Barriärnivå 1 överskrids på [en/slutlig] Värderingsdag men Barriärnivå 2 inte överskrids, Villkor [•], ska vara tillämpligt om Barriärnivå 2 överskrids på [en/slutlig] Värderingsdag men Barriärnivå [•] inte överskrids Villkor [•] ska vara tillämpligt om Barriärnivå [•] överskrids på [en/slutlig] Värderingsdag/Villkor [•] och [•] är tillämpliga och följande Värdeutvecklingsprocentsats ska tillämpas:

	<b>Performance Structure</b>	<b>Performance Percentage</b>
<b>Basket</b>	<b>Värdeutvecklingsstruktur</b>	<b>Värdeutveckling Procent</b>
[Basket A/ single Basket]	[•]	[•]
[Korg A/		

		enskild Korg]		
		[Basket B]		
		[Korg B]	[•]	[•]
		[Basket [•]]		
		[Korg [•]]	[•]	[•]
34.	<b>Performance structure-related items:</b>	[Applicable/Not Applicable]		
	<b>Värdeutvecklingsstruktur-relaterade punkter:</b>	[Tillämpligt/Inte Tillämpligt]		
	<i>Dates and Times</i>			
	<i>Datum och tid</i>			
	(i) Initial Valuation Date(s):	[[•]/Not Applicable]		
	Startdag:	[[•]/Inte Tillämpligt]		
				<b>Averaging Dates relevant to applicable Valuation Date</b>
				<b>Medelvärdesberäkningsdag ar som är relevanta för tillämplig Värderingsda g</b>
			<b>Initial Valuation Date Averaging</b>	
			<b>Startdag Medelvärdesberäkning</b>	
			[Applicable /Not Applicable]	[[•]/Not Applicable]
		[•]	[•]	
			[Tillämpligt/Inte Tillämpligt]	[[•]/Inte Tillämpligt]
			[Applicable /Not Applicable]	[[•]/Not Applicable]
		[•]	[•]	
			[Tillämpligt/Inte Tillämpligt]	[[•]/Inte Tillämpligt]
	(ii) Valuation Date(s):	[[•]/Not Applicable]		
	Värderingsdag(ar):	[[•]/Inte Tillämpligt]		
		[The relevant Valuation Date(s) for comparing the Baset Return to the [Initial Basket Level/Barrier Level 1/Barrier Level 2] are:]		
		[Relevant(a) Värderingsdag(ar) för att jämföra		

Korgavkastningen med [Korgs Startvärde/Barriärnivå 1/Barriärnivå 2] är:]

	Reference Asset	Valuation Date(s)	Värdering sdag Medelvärdesberäkning	Averaging Date	Averaging Dates relevant to applicable Valuation Date
	Referenstillgång	Värdering sdag(ar)	Värdering sdag Medelvärdesberäkning	Medelvärdesberäkning	Medelvärdesberäkning som är relevant för tillämplig Värderingsdag
			[Applicable/Not Applicable]		[[•]/Not Applicable]
	[•]	[•]	[Tillämpligt/Inte Tillämpligt]		[[•]/Inte Tillämpligt]
			[Applicable/Not Applicable]		[[•]/Not Applicable]
	[•]	[•]	[Tillämpligt/Inte Tillämpligt]		[[•]/Inte Tillämpligt]
(iii)	Twin-Win Valuation Date(s):		[•] if the Initial Basket Level is reached or exceeded on the relevant Valuation Date(s), [•] if Barrier Level 1 is reached or exceeded on the relevant Valuation Date(s), [•] if Barrier Level 2 is reached or exceeded on the relevant Valuation Date(s), [•] if Barrier Level N is reached or exceeded on the relevant Valuation Date(s).		
	Twin-Win Värderingsdag(ar):		[•] om Korgs Startvärde nåtts eller överskridits på den eller de relevanta Värderingsdagarna, [•] om Barriärnivå 1 nåtts eller överskridits på den eller de relevanta Värderingsdagarna, [•] om Barriärnivå 2 nåtts eller överskridits på den eller de relevanta Värderingsdagarna, [•] om Barriärnivå N nåtts eller överskridits på den eller de relevanta Värderingsdagarna, [•].		
(iv)	Valuation Time:		[[•]/Not Applicable]		
	Värderingstidpunkt:		[[•]/Inte Tillämpligt]		
			<b>Reference Asset</b>		<b>Valuation Time</b>
			<b>Referenstillgång</b>		<b>Värderingstidpunkt</b>
			[•]		[•]
			[•]		[•]

	[•]	[•]		
(v) Rebalancing Date:	[[•]/Not Applicable]			
Ombalanseringsdag:	[[•]/Inte Tillämpligt]			
(vi) Scheduled Redemption Date:	[[•]/Not Applicable]			
Planerad Återbetalningsdag:	[[•]/Inte Tillämpligt]			
(vii) Back Stop Date:	[[•]/Not Applicable]			
Back Stop-Datum:	[[•]/Inte Tillämpligt]			
(viii) Observation Date(s):	[[•]/Not Applicable]			
Observationsdag(ar):	[[•]/Inte Tillämpligt]			
(ix) Observation Date Averaging:				<b>Averaging Dates relevant to applicable Observation Date</b>
			<b>Observation Date Averaging</b>	<b>Medelvärdesberäkningsdagar som är relevanta för tillämplig Observationsdag</b>
	<b>Reference Asset</b>	<b>Observation Date(s)</b>	<b>Observationsdag</b>	
	<b>Referenstillgång</b>	<b>Observationsdag(ar)</b>	<b>Medelvärdesberäkning</b>	
Observationsdag			[Applicable /Not Applicable]	[[•]/Not Applicable]
Medelvärdesberäkning:			[Tillämpligt /Inte Tillämpligt]	[[•]/Inte Tillämpligt]
	[•]	[•]	[Applicable /Not Applicable]	[[•]/Not Applicable]
			[Tillämpligt /Inte Tillämpligt]	[[•]/Inte Tillämpligt]
	[•]	[•]	[Applicable /Not Applicable]	[[•]/Not Applicable]
			[Tillämpligt /Inte Tillämpligt]	[[•]/Inte Tillämpligt]
(x) Risk Barrier Observation Date(s):				<b>Averaging Dates relevant to Risk Barrier Observation Date</b>
			<b>Risk Barrier Observation Date Averaging</b>	<b>Medelvärdesberäkningsdagar som är relevanta för tillämplig Riskbarriärobservationsdag</b>
	<b>Reference Asset</b>	<b>Risk Barrier Observation Date(s)</b>	<b>Riskbarriärobservationsdag</b>	
	<b>Referenstillgång</b>	<b>Riskbarriärobservationsdag(ar)</b>	<b>Medelvärdesberäkning</b>	
Riskbarriärobservationsdag(ar):	[•]	[•]	[Applicable /Not	[[•]/Not

Applicable] Applicable]

[Tillämpligt /Inte Tillämpligt] [[•]/Inte Tillämpligt]

[Applicable /Not Applicable] [[•]/Not Applicable]

[Tillämpligt /Inte Tillämpligt] [[•]/Inte Tillämpligt]

[•] [•]

*Amounts and Values*

*Belopp och Värden*

(xi)	Participation Ratio:	[[•]/Not Applicable]
	Deltagandegrad:	[[•]/Inte Tillämpligt]
(xii)	Participation Ratio 2:	[[•]/Not Applicable]
	Deltagandegrad 2:	[[•]/Inte Tillämpligt]
(xiii)	Participation Ratio 3:	[[•]/Not Applicable]
	Deltagandegrad 3:	[[•]/Inte Tillämpligt]
(xiv)	Initial Price:	[[•]/as set out in the Conditions]
	Startkurs:	[[•]/såsom framgår av Villkoren]
(xv)	Final Price:	[[•]/as set out in the Conditions]
	Slutkurs:	[[•]/såsom framgår av Villkoren]
(xvi)	Basket Strike Level:	[[•]/Not Applicable]
	Korglösenivå:	[[•]/Inte Tillämpligt]
(xvii)	Initial Basket Level:	[[•]/Not Applicable]/[•] in respect of Basket A and [•] in respect of Basket B
	Korg Startvärde:	[[•]/Inte Tillämpligt]/[•] för Korg A och [•] för Korg B
(xviii)	Basket Floor:	[Applicable/Not Applicable]
	Korggolv:	[Tillämpligt/Inte Tillämpligt]
(xix)	Minimum Basket Return:	[[•]/Not Applicable]
	Lägsta Korgavkastning:	[[•]/Inte Tillämpligt]
(xx)	Basket Cap:	[Applicable/Not Applicable]
	Korgtak:	[Tillämpligt/Inte Tillämpligt]
(xxi)	Maximum Basket Return:	[[•]/Not Applicable]
	Maximal Korgavkastning:	[[•]/Inte Tillämpligt]



- (xxii) Reference Asset Floor: [Applicable/Not Applicable]  
Referenstillgång Golv [Tillämpligt/Inte Tillämpligt]
- (xxiii) Minimum Reference Asset [Not Applicable/  
Return:  
Lägsta [Inte Tillämpligt]  
Referenstillgångsavkastningen:

Reference Asset	Minimum Reference Asset Return
Referenstillgång	Lägsta Referenstillgångsavkastningen
[•]	[•]
[•]	[•]
[•]	[•]

- (xxiv) Reference Asset Cap: [Applicable/Not Applicable]  
Referenstillgång Tak: [Tillämpligt/Inte Tillämpligt]
- (xxv) Maximum Reference Asset [Not Applicable/  
Return:  
Högsta [Inte Tillämpligt/  
Referenstillgångsavkastningen:

Reference Asset	Maximum Reference Asset Return
Referenstillgång	Högsta Referenstillgångsavkastningen
[•]	[•]
[•]	[•]
[•]	[•]

- (xxvi) Barrier Level(s): [[•]/Not Applicable]  
Barriärnivå(er): [[•]/Inte Tillämpligt]
- (xxvii) Replacement Factor: [[•]/Not Applicable]  
Ersättningsfaktor: [[•]/Inte Tillämpligt]
- (xxviii) Maximum Performance: [[•]/Not Applicable]  
Maximal Avkastning: [[•]/Inte Tillämpligt]
- (xxix) Minimum Performance: [[•]/Not Applicable]  
Minsta Avkastning: [[•]/Inte Tillämpligt]
- (xxx) Lock-in Level(s): [[•]/Not Applicable]  
Lock-in Nivå(er): [[•]/Inte Tillämpligt]
- Locked-in Return(s) [Applicable/Not Applicable]

	• Lock-in Level [1/2/3 ...n]	[•]
(xxxix)	Global Cap:	[[•]/Not Applicable]
	Globalt Tak:	[[•]/Inte Tillämpligt]
(xxxix)	Global Floor:	[[•]/Not Applicable]
	Globalt Golv:	[[•]/Inte Tillämpligt]
(xl)	Initial Coupon:	[[•]/Not Applicable]
	Initial Kupong:	[[•]/Inte Tillämpligt]
(xli)	Local Cap:	[[•]/Not Applicable]
	Lokalt Tak:	[[•]/Inte Tillämpligt]
(xli)	Local Floor:	[[•]/Not Applicable]
	Lokalt Golv:	[[•]/Inte Tillämpligt]
(xlii)	N:	[[•]/Not Applicable]
	N:	[[•]/Inte Tillämpligt]
(xliii)	Outperformance Option:	[Applicable/Not Applicable]
	Outperformance Option:	[Tillämpligt/Inte Tillämpligt]
(xliiii)	Fixed Periodic Basket Return(s):	[[•]/Not Applicable]
	Fast Periodiserad Korgavkastning:	[[•]/Inte Tillämpligt]
(xliiii)	Fixed Reference Asset Return(s):	[[•]/Not Applicable]
	Fast Referenstillgångsavkastning	[[•]/Inte Tillämpligt]
(xliii)	Coupon Barrier Level(s):	[[•]/Not Applicable]
	Kupong Barriärnivå(er):	[[•]/Inte Tillämpligt]
(xliii)	Coupon:	[[•]/Not Applicable]
	Kupong:	[[•]/Inte Tillämpligt]
(xliii)	K:	[[•]/Not Applicable]
	K:	[[•]/Inte Tillämpligt]
(xliii)	I:	[[•]/Not Applicable]
	I:	[[•]/Inte Tillämpligt]
(xliii)	Inflation-Protected Principal:	[Applicable/Not Applicable]
	Inflationsskyddat Kapitalbelopp:	[Tillämpligt/Inte Tillämpligt]
(xliii)	Fee Amount:	[[•]/Not Applicable]
	Avgifter:	[[•]/Inte Tillämpligt]

(xlvi)	Rebate:	[[•]/Not Applicable]
	Rabatt:	[[•]/Inte Tillämpligt]
(xlvii)	Target Volatility:	[[•]/Not Applicable]
	Eftersträvad Volatilitet:	[[•]/Inte Tillämpligt]
	• Minimum Adjustment Threshold:	[[•]/Not Applicable]
	• Lägsta Justeringströskel:	[[•]/Inte Tillämpligt]
	• Minimum Exposure:	[[•]/Not Applicable]
	• Minsta Exponering:	[[•]/Inte Tillämpligt]
	• Maximum Exposure:	[[•]/Not Applicable]
	• Högsta Exponering:	[[•]/Inte Tillämpligt]
	• Annualising Factor:	[[•]/Not Applicable]
	• Årsberäkningsfaktor:	[[•]/Inte Tillämpligt]
	• Second Annualising Factor:	[[•]/Not Applicable]
	• Andra Årsberäkningsfaktor:	[[•]/Inte Tillämpligt]
	• Initial Synthetic Index Value:	[[•]/Not Applicable]
	• Startvärde för Syntetiskt Index:	[[•]/Inte Tillämpligt]
	• Synthetic Index Strike Level:	[[•]/Not Applicable]
	• Syntetiska Index-strukenivån:	[[•]/Inte Tillämpligt]
	• Minimum Synthetic Index Return:	[[•]/Not Applicable]
	• Lägsta Syntetiska Index-avkastningen:	[[•]/Inte Tillämpligt]
	• Cash Rate:	[[•]/Not Applicable]
	• Kontanträntan:	[[•]/Inte Tillämpligt]
	• Cash Return Day Count Fraction:	[[Actual/Actual (ICMA/ISDA)] / [Actual/365 (Fixed)] / [Actual 365 (Sterling)] / [Actual/360] / [30/360] / [30E/360]]
	• Kontant Återbetalning Dagberäkningsmetod:	[[Faktisk/Faktisk (ICMA/ISDA)] / [Faktisk/365 (Fast)] / [Faktisk 365 (Sterling)] / [Faktisk/360] / [30/360] / [30E/360]]

35. **Strategy-related items** [Applicable/Not Applicable/Applicable for the purposes of Condition [•] only]

**Strategirelaterade punkter** [Tillämplig/Inte Tillämpligt/Tillämpligt endast för Villkor [•]]

- (i) Best of/Worst of Modifier: [Applicable/Not Applicable]
- Best of/Worst of Modifierare: [Tillämplig/Inte Tillämpligt]
  - N: [[•]/Not Applicable]
  - N: [[•]/Inte Tillämpligt]
- (ii) TOM Cumulative Strategy: [Applicable/Not Applicable]
- TOM Ackumulerande struktur: [Tillämplig/Inte Tillämpligt]
  - Reference Rate: [[•]/Not Applicable]
  - Referensränta: [[•]/Inte Tillämpligt]
  - TOM Participation Ratio: [[•]/Not Applicable]
  - TOM Deltagandegrad: [[•]/Inte Tillämpligt]
  - Day Count Fraction: [[Actual/Actual (ICMA/ISDA)] / [Actual/365 (Fixed)] / [Actual 365 (Sterling)] / [Actual/360] / [30/360] / [30E/360]]
  - Dagberäkningsmetod: [[Faktisk/Faktisk (ICMA/ISDA)] / [Faktisk/365 (Fast)] / [Faktisk 365 (Sterling)] / [Faktisk/360] / [30/360] / [30E/360]]
  - TOM Commencement Date: [•]
  - Startdatum för TOM: [•]
  - TOM End Date: [•]
  - Slutdatum för TOM: [•]
  - TOM Calculation Start Date: [•] Scheduled Trading Days prior to the first Scheduled Trading Day in each calendar month
  - TOM Inledande Beräkningsdag: [•] Planerade Handelsdagar innan första Planerade Handelsdagen i varje månad

**Averaging Dates relevant to applicable TOM Calculation Start Date**

**TOM Calculation Start Date Averaging**

**TOM Inledande Beräkningsdag Medelvärdesberäkning**

**Medelvärdesberäkningsdagar som är relevanta för tillämplig TOM Inledande Beräkningsdag**

[Applicable/Not

[[•] Scheduled Trading Days prior to the first

- |   |                               |  |   |
|---|-------------------------------|--|---|
|   |                               | Applicable]<br>[Tillämplig/Inte<br>Tillämpligt]  | Scheduled Trading Day in<br>each calendar month /Not<br>Applicable]<br><br>[[•] Planerade<br>Handelsdagar innan första<br>Planerade Handelsdagen i<br>varje månad/ Inte<br>Tillämpligt] |
| • | TOM Calculation End<br>Date:  | [•] Scheduled Trading Days following the first<br>Scheduled Trading Day in each calendar month |   |
| • | TOM Slutlig<br>Beräkningsdag: | [•] Planerade Handelsdagar innan första Planerade<br>Handelsdagen i varje månad                |   |

- |   |   |   |   |
|---|---|---|---|
|   |   | <b>TOM Calculation<br/>End Date Averaging</b>                             | <b>Averaging Dates relevant<br/>to applicable TOM<br/>Calculation End Date</b>  |
|   |   | <b>TOM Slutlig<br/>Beräkningsdag<br/>Medelvärdes-<br/>beräkning</b>       | <b>Medelvärdes-<br/>beräkningsdagar som är<br/>relevanta för tillämplig<br/>TOM Slutlig<br/>Beräkningsdag</b>             |
|   |   | [Applicable/Not<br>Applicable]  | [[•] Scheduled Trading<br>Days following the first<br>Scheduled Trading Day in<br>each calendar month /Not<br>Applicable] |
|   |   | [Tillämplig/Inte<br>Tillämpligt]  | [[•] Planerade<br>Handelsdagar efter första<br>Planerade Handelsdagen i<br>varje månad/ Inte<br>Tillämpligt]              |
| • | TOM Final Value<br>Averaging:                                   | [Applicable/Not Applicable]   |   |
| • | TOM Slutvärde<br>Medelvärdesberäkning:                          | [Tillämplig/Inte Tillämpligt]   |   |
| • | TOM Final Value<br>Averaging Dates:                             | [The TOM Valuation Dates falling on [•] and [•]/Not<br>Applicable]        |   |
| • | TOM Slutvärde<br>Medelvärdesberäknings-<br>dagar:               | [De TOM-Värderingsdagar som infaller den [•] och<br>[•]/Inte Tillämpligt] |   |
| • | Final TOM Period<br>Performance Averaging:                      | [Applicable/Not Applicable]   |   |
| • | Slutlig TOM-Period-<br>Värdeutveckling<br>Medelvärdesberäkning: | [Tillämplig/Inte Tillämpligt]   |   |
| • | N:  | [[•]/Not Applicable]  |   |
| • | N:  | [[•]/Inte Tillämpligt]  |   |

(iii)	Lookback Initial Price Modifier:	[Applicable/Not Applicable]																					
	Lookback Startkurs Modifierare:	[Tillämplig/Inte Tillämpligt]																					
(iv)	Lookback Final Price Modifier:	[Applicable/Not Applicable]																					
	Lookback Slutkurs Modifierare:	[Tillämplig/Inte Tillämpligt]																					
(v)	Lookback Return:	[Basket Return/Reference Assets Return/Not Applicable]																					
	Lookback-Avkastning:	[Korgavkastning/Referenstillgångsavkastning/Inte Tillämpligt]																					
(vi)	Lookback Factor:	[Minimum/Maximum/Not Applicable]																					
	Lookback-Faktor:	[Minsta/Högsta/Inte Tillämpligt]																					
(vii)	Lock-in Modifier:	[Applicable. The relevant Lock-in Levels are specified in paragraph 34 above/Not Applicable]																					
	Lock-in Modifier:	[Tillämpligt. De relevanta Lock-in-Nivåerna är specificerade i punkten 34 ovan/Inte Tillämpligt]																					
(viii)	Lock-in Basket Floor:	[Applicable/Not Applicable]																					
	Lock-in Korgolv:	[Tillämplig/Inte Tillämpligt]																					
36.	<b>Provisions relating to FX Components</b>	[Applicable/Not Applicable]																					
	<b>Bestämmelser för Valutakomponenter</b>	[Tillämplig/Inte Tillämpligt]																					
(i)	FX Component - Basket:	[Applicable/Not Applicable/Applicable if the Basket Return is positive/Applicable if the Basket Return is negative]																					
	Valutakomponent - Korg:	[Tillämpligt/Inte Tillämpligt/Tillämpligt om Kortavkastningen är positiv/Tillämpligt om Korgavkastningen är negativ]																					
	• FX Rate:	[•]/Not Applicable																					
	• Valutakurs:	[•]/Inte Tillämpligt																					
	• Initial FX Valuation Date:	[Not Applicable]																					
	• Startdag Valuta:	[Inte Tillämpligt]																					
		<table border="0" style="margin-left: auto; margin-right: auto;"> <tr> <td></td> <td style="text-align: center;"><b>[Reference Asset</b></td> <td style="text-align: center;"><b>Initial FX Valuation</b></td> </tr> <tr> <td></td> <td style="text-align: center;"><b>[Referenstillgång</b></td> <td style="text-align: center;"><b>Date(s)</b></td> </tr> <tr> <td></td> <td style="text-align: center;"><hr/></td> <td style="text-align: center;"><hr/></td> </tr> <tr> <td></td> <td style="text-align: center;">[•]</td> <td style="text-align: center;">[•]</td> </tr> <tr> <td></td> <td style="text-align: center;">[•]</td> <td style="text-align: center;">[•]</td> </tr> <tr> <td></td> <td style="text-align: center;">[•]</td> <td style="text-align: center;">[•]</td> </tr> <tr> <td></td> <td style="text-align: center;"><b>Reference Asset</b></td> <td style="text-align: center;"><b>FX Valuation Date(s)</b></td> </tr> </table>		<b>[Reference Asset</b>	<b>Initial FX Valuation</b>		<b>[Referenstillgång</b>	<b>Date(s)</b>		<hr/>	<hr/>		[•]	[•]		[•]	[•]		[•]	[•]		<b>Reference Asset</b>	<b>FX Valuation Date(s)</b>
	<b>[Reference Asset</b>	<b>Initial FX Valuation</b>																					
	<b>[Referenstillgång</b>	<b>Date(s)</b>																					
	<hr/>	<hr/>																					
	[•]	[•]																					
	[•]	[•]																					
	[•]	[•]																					
	<b>Reference Asset</b>	<b>FX Valuation Date(s)</b>																					

•	Värderingsdag Valuta:	<u>Referenstillgång</u>	<u>Värderingsdag Valuta</u>
		[•]	[•]
		[•]	[•]
		[•]	[•]
•	FX Valuation Time:	[[•]/Not Applicable]	
•	Värderingstidpunkt Valuta:	[[•]/Inte Tillämpligt]	
•	FX Factor Long/Short:	[FX Factor – Long/FX Factor – Short/Not Applicable]	
•	Valutafaktor Long/Short:	[Valutafaktor – Long/Valutafaktor – Short/Inte Tillämpligt]	
•	Initial FX Rate:	[[•]/As set out in the Base Prospectus]	
•	Valutastartkurs:	[[•]/Såsom framgår av Grundprospektet]	
•	Final FX Rate:	[[•]/As set out in the Base Prospectus]	
•	Valutaslutkurs:	[[•]/Såsom framgår av Grundprospektet]	
(ii)	FX Component - Reference Asset:	[Applicable/Not Applicable/Applicable if the Basket Return is positive/Applicable if the Basket Return is negative]	
	Valutakomponent - Referenstillgång:	[Tillämpligt/Inte Tillämpligt/Tillämpligt om den Korgavkastningen är positiv/Tillämpligt om summan av Korgavkastningen är negativ]	
•	FX Rate:	[[•]/Not Applicable]	
•	Valutakurs:	[[•]/Inte Tillämpligt]	
•	Initial FX Valuation Date:	<u>Reference Asset</u>	<u>Initial FX Valuation Date(s)</u>
•	Startdag Valuta:	<u>Referenstillgång</u>	<u>Startdag Valuta</u>
		[•]	[•]
		[•]	[•]
		[•]	[•]
•	FX Valuation Date(s):	<u>Reference Asset</u>	<u>FX Valuation Date(s)</u>
•	Värderingsdag Valuta:	<u>Referenstillgång</u>	<u>Värderingsdag Valuta</u>
		[•]	[•]
		[•]	[•]
		[•]	[•]
•	FX Valuation Time:	[[•]/Not Applicable]	

	•	Värderingstidpunkt Valuta:	[[•]/Inte Tillämpligt]
	•	FX Factor Long/Short:	[FX Factor – Long/FX Factor – Short/Not Applicable]
	•	Valutafaktor Long/Short:	[Valutafaktor – Long/Valutafaktor – Short/Inte Tillämpligt]
	•	Initial FX Rate:	[[•]/As set out in the Base Prospectus]
	•	Valutastartkurs:	[[•]/Såsom framgår av Grundprospektet]
	•	Final FX Rate:	[[•]/As set out in the Base Prospectus]
	•	Valutaslutkurs:	[[•]/Såsom framgår av Grundprospektet]
37.		<b>Provisions relating to Inflation-Linked Notes:</b>	[Applicable/Not Applicable]
		<b>Bestämmelser för Inflationslänkade Lån</b>	[Tillämpligt/Inte Tillämpligt]
	(i)	Inflation-Protected Principal: Inflationsskyddat Kapital:	[[•]/Not Applicable] [[•]/Inte Tillämpligt]
	(ii)	Inflation Rate: Inflationstakt:	[[•]/Not Applicable] [[•]/Inte Tillämpligt]
	(iii)	Final CPI: Slutlig KPI:	[[•]/Not Applicable] [[•]/Inte Tillämpligt]
38.		<b>Provisions relating to Credit Linked Notes:</b>	[Applicable/Not Applicable]
		<b>Bestämmelser för Kreditlänkade Lån</b>	[Tillämpligt/Inte Tillämpligt]
	(i)	Observation Start Date: Observationsstartdatum:	[[•]/Not Applicable] [[•]/Inte Tillämpligt]
	(ii)	Observation End Date: Observationsslutdatum:	[[•]/Not Applicable] [[•]/Inte Tillämpligt]
	(iii)	Portfolio Exposure: Portföljexponering:	[[•]/Not Applicable] [[•]/Inte Tillämpligt]
	(iv)	Fixed Recovery Value: Fast Återbetalningsbelopp:	[[•]/Not Applicable] [[•]/Inte Tillämpligt]
	(v)	Market Recovery Value: Marknadsåterbetalningsbelopp:	[Applicable/Not Applicable] [Tillämpligt/Inte Tillämpligt]
	(vi)	Tranche Attachment Point: Fästpunkt Tranch:	[[•]/Not Applicable] [[•]/Inte Tillämpligt]



(vii) Tranche Detachment Point:	[[•]/Not Applicable]
Avskiljningspunkt Tranch:	[[•]/Inte Tillämpligt]
(viii) Restructuring Amount:	[[•]/Not Applicable]
Omläggning av Skulder – Belopp:	[[•]/Inte Tillämpligt]
(ix) Replacement Reference Entity:	[Applicable/Not Applicable]
Ersättande Referensenhet:	[Tillämpligt/Inte Tillämpligt]
(x) Obligation Acceleration Amount:	[[•]/Not Applicable]
Uppsägning av Åtagande – Belopp:	[[•]/Inte Tillämpligt]
(xi) Failure to Pay Amount:	[[•]/Not Applicable]
Utebliven Betalning – Belopp:	[[•]/Inte Tillämpligt]
(xii) Default Requirement:	[[•]/Not Applicable/As set out in the Conditions]
Defaultkrav:	[[•]/Såsom framgår av Grundprospektet]
(xiii) Credit Events:	[Failure to Pay/ Restructuring/ Bankruptcy/ Governmental Intervention/ Repudiation/ Moratorium/ Obligation Acceleration/Not Applicable]
Kredithändelser:	[Utebliven Betalning/ Omläggning av Skulder/ Insolvensförfarande/ Myndighetsingripande/ Avstående/Moratorium/ Uppsägning av Åtagande/ Inte Tillämpligt]
(xiv) Target Redemption Amount:	[[•]/Not Applicable]
Eftersträvat Återbetalningsbelopp:	[[•]/Inte Tillämpligt]
(xv) Back Stop Date:	[[•]/Not Applicable]
Back-Stop Datum:	[[•]/Inte Tillämpligt]
(xvi) Credit Event Ranked Basket Participation:	[Applicable/Not Applicable]
Kredithändelserankad Korgandel:	[Tillämpligt/Inte Tillämpligt]
• Credit Event Ranked Weight:	<b>Credit Event (in order of occurrence)</b> <b>Weighting</b> <b>Viktning</b>
	<b>Kredithändelse (i kronologisk ordning)</b>
• Kredithändelserankad vikt:	1      [•]%
	2      [•]%
	3      [•]%
	N      [•]%
(xvii) Scheduled Redemption Date:	[[•]/Not Applicable]

	Planerad Återbetalningsdag:	[[•]/Inte Tillämpligt]
(xviii)	Back Stop Date:	[[•]/Not Applicable]
	Back Stop-Datum:	[[•]/Inte Tillämpligt]
(xix)	N:	[[•]/Not Applicable]
	N:	[[•]/Inte Tillämpligt]
(xx)	K:	[[•]/Not Applicable]
	K:	[[•]/Inte Tillämpligt]
(xxi)	Factor 1:	[[•]/Not Applicable]
	Faktor 1:	[[•]/Inte Tillämpligt]
(xxii)	Factor 2:	[[•]/Not Applicable]
	Faktor 2:	[[•]/Inte Tillämpligt]
(xxiii)	Factor 3:	[[•]/Not Applicable]
	Faktor 3:	[[•]/Inte Tillämpligt]
(xxiv)	Factor 4:	[[•]/Not Applicable]
	Faktor 4:	[[•]/Inte Tillämpligt]
(xxv)	Strike 1:	[[•]/Not Applicable]
	Strike 1:	[[•]/Inte Tillämpligt]
(xxvi)	Strike 2:	[[•]/Not Applicable]
	Strike 2:	[[•]/Inte Tillämpligt]
(xxvii)	Strike 3:	[[•]/Not Applicable]
	Strike 3:	[[•]/Inte Tillämpligt]
(xxviii)	Strike 4:	[[•]/Not Applicable]
	Strike 4:	[[•]/Inte Tillämpligt]
(xxix)	Indicator 1:	[[•]/Not Applicable]
	Indikator 1:	[[•]/Inte Tillämpligt]
(xxx)	Indicator 2:	[[•]/Not Applicable]
	Indikator 2:	[[•]/Inte Tillämpligt]
(xxxi)	Indicator 3:	[[•]/Not Applicable]
	Indikator 3:	[[•]/Inte Tillämpligt]
(xxxii)	Indicator 4:	[[•]/Not Applicable]
	Indikator 4:	[[•]/Inte Tillämpligt]

39.	<b>Provisions relating to Fund Linked Notes:</b>	[Applicable/Not Applicable]
	<b>Bestämmelser för Fondlänkade Lån</b>	[Tillämpligt/Inte Tillämpligt]
	(i) Fund:	[[•]/Not Applicable]
	Fond:	[[•]/Inte Tillämpligt]
	(ii) Fund Manager:	[[•]/Not Applicable]
	Fondförvaltare:	[[•]/Inte Tillämpligt]
	(iii) Back Stop Date:	[[•]/Not Applicable]
	Back-Stop Datum:	[[•]/Inte Tillämpligt]
<b>IV.</b>	<b>INSTALMENT AND EARLY REDEMPTION</b>	<b>[APPLICABLE/NOT APPLICABLE]</b>
	<b>AVBETALNING OCH FÖRTIDA INLÖSEN</b>	<b>[TILLÄMPLIGT/INTE TILLÄMPLIGT]</b>
		[Items 40-45 have been intentionally omitted] <sup>23</sup>
		[Punkterna 40-45 har medvetet utelämnats]
40.	Instalment Redemption	[[•]/Not Applicable]
	Avbetalning	[[•]/Inte Tillämpligt]
	(i) Instalment Amount:	[[•] per Calculation Amount/Not Applicable]
	(i) Avbetalningsbelopp:	[[•] per Beräkningsbelopp/Inte Tillämpligt]
	(ii) Instalment Date(s):	[[•]/Not Applicable]
	(ii) Avbetalningsdatum:	[[•]/Inte Tillämpligt]
41.	Optional Early Redemption (Call)	[Applicable/Not Applicable]
	Frivillig Förtida Återbetalning (Call)	[Tillämpligt/Inte Tillämpligt]
	(i) Early Redemption Date(s):	[[•]/Not Applicable]
	(i) Förtida Återbetalningsdatum:	[[•]/Inte Tillämpligt]
	(ii) Early Redemption Amount(s) of each Note:	[•] per Calculation Amount
	(ii) Förtida Återbetalningsbelopp per Lån:	[•] per Beräkningsbelopp
42.	Optional Early Redemption (Put)	[Applicable/Not Applicable]
	Frivillig Förtida Återbetalning (Put)	[Tillämpligt/Inte Tillämpligt]
	(i) Early Redemption Date(s):	[[•]/Not Applicable]
	(i) Förtida Återbetalningsdatum:	[[•]/Inte Tillämpligt]
	(ii) Early Redemption Amount(s) of	[•] per Calculation Amount

<sup>23</sup> Include where instalment and early redemption provisions are marked as "Not Applicable"

each Note:

- (ii) Förtida Återbetalningsdatum: [•]
43. Early Redemption Amount(s) per Calculation Amount payable on redemption for taxation reasons: [•] per Calculation Amount
- Förtida Återbetalningsbelopp per Beräkningsbelopp att betalas vid återbetalning av skatteskäl [•] per Calculation Amount
44. Early Redemption Date(s) of Notes with "Autocallable" or "Autocallable Rate" performance structure: [[•]/Not Applicable]
- Förtida Återbetalningsdatum för Lån med "Autocallable" eller "Autocallable-nivå" värdeutvecklingsstruktur [[•]/Inte Tillämpligt]
- Call Barrier Level: [[•]/Not Applicable]
  - Inlösenbarriärnivå: [[•]/Inte Tillämpligt]
45. Payment of Unwind Amount on Early Redemption: [Applicable/Not Applicable]
- Betalning av Korrigeringsbelopp vid Förtida Återbetalning: [Tillämpligt/Inte Tillämpligt]

#### **V. PROVISIONS APPLICABLE TO DISRUPTION, ADJUSTMENTS AND OTHER EXTRAORDINARY EVENTS.**

#### **BESTÄMMELSER TILLÄMPLIGA FÖR AVBROTT, JUSTERINGAR OCH ANDRA EXTRAORDINÄRA HÄNDELSER.**

46. Change in Law: [As set out in the Conditions/Not Applicable]
- Ändring av Lag: [Såsom framgår av Villkoren/Inte Tillämpligt]
47. Increased Costs of Hedging: [As set out in the Conditions/Not Applicable]
- Ökade Riskhanteringskostnader: [Såsom framgår av Villkoren/Inte Tillämpligt]
48. Hedging Disruption: [As set out in the Conditions/Not Applicable]
- Störning av Riskhantering: [Såsom framgår av Villkoren/Inte Tillämpligt]
49. Market Disruption: [As set out in the Conditions/Not Applicable]
- Marknadsavbrott: [Såsom framgår av Villkoren/Inte Tillämpligt]
50. Market Disruption Commodity: [As set out in the Conditions/Not Applicable]
- Marknadsavbrott Råvaror: [Såsom framgår av Villkoren/Inte Tillämpligt]
51. Disruption Currency: [As set out in the Conditions/Not Applicable]
- Valutastörning: [Såsom framgår av Villkoren/Inte Tillämpligt]
52. Calculation Adjustment: [As set out in the Conditions/Not Applicable]
- Beräkningsjustering: [Såsom framgår av Villkoren/Inte Tillämpligt]

53.	Corrections:	[As set out in the Conditions/Not Applicable]
	Korrigeringar:	[Såsom framgår av Villkoren/Inte Tillämpligt]
54.	Correction Commodity:	[As set out in the Conditions/Not Applicable]
	Korrigering Råvaror:	[Såsom framgår av Villkoren/Inte Tillämpligt]
55.	Correction Currency:	[As set out in the Conditions/Not Applicable]
	Korrigeringar Valuta:	[Såsom framgår av Villkoren/Inte Tillämpligt]
56.	Extraordinary Events:	[As set out in the Conditions/Not Applicable]
	Extraordinära Händelser	[Såsom framgår av Villkoren/Inte Tillämpligt]
57.	Rate Option Fall Back:	[As set out in the Conditions/Not Applicable]
	Ränteoption Fallback:	[Såsom framgår av Villkoren/Inte Tillämpligt]

#### **GENERAL PROVISIONS APPLICABLE TO THE NOTES**

#### **GENERELLA BESTÄMMELSER FÖR LÅNEN**

58.	Form of Notes:	[Bearer Notes:]
	Typ av Lån:	[Fysiska Lån:]
		[Temporary Global Note exchangeable for a Permanent Global Note which is exchangeable for Definitive Notes in the limited circumstances specified in the Permanent Global Note]
		[Temporärt Globalt Lån utbytbart mot ett Permanent Globalt Lån vilket är utbytbart mot Definitiva Lån vid de begränsade omständigheter som anges i Permanent Globalt Lån]
		[Temporary Global Note exchangeable for Definitive Notes]
		[Temporärt Globalt Lån utbytbart mot Definitiva Lån]
		[Permanent Global Note exchangeable for Definitive Notes on [•] days' notice/at any time/in the limited circumstances specified in the Permanent Global Note]
		[Temporärt Globalt Lån utbytbart mot Definitiva Lån med [•] dagars varsel/vid var tid/vid de begränsade omständigheter som anges i Permanent Globalt Lån]
		[Swiss Franc Notes]
		[Lån i Schweiziska Franc]
		[Registered Notes:]
		[Registrerade Lån:]
		Global Registered Note registered in the name of a nominee for [a common depositary for Euroclear and

Clearstream, Luxembourg/a common safekeeper for Euroclear and Clearstream, Luxembourg (that is held under the New Safekeeping Structure)]

Globalt Registrerat Lån registrerat i förvaltares namn för [en "common depositary" för Euroclear och Clearstream, Luxembourg/en "common safekeeper" för Euroclear och Clearstream, Luxembourg (som hålls under den Nya Förvaringsstrukturen)]

[VP Notes]

[VP Lån]

[The Notes are VP Notes in uncertificated and dematerialised book entry form]

[Lånen är VP Lån i dematerialiserad och kontoförd form]

[VPS Notes]:

[VSP Lån]:

[The Notes are VPS Notes in uncertificated and dematerialised book entry form]

[Lånen är VPS Lån i dematerialiserad och kontoförd form]

[Swedish Notes]

[Svenska Lån]

[The Notes are Swedish Notes in uncertificated and dematerialised book entry form]

[Lånen är Svenska Lån i dematerialiserad och kontoförd form]

[Finnish Notes]

[Finska Lån]

[The Notes are Finnish Notes in uncertificated and dematerialised book entry form]

[Lånen är Finska Lån i dematerialiserad och kontoförd form]

59. New Global Note:

[Yes] [No]

Nytt Globalt Lån:

[Ja] [Nej]

60. Additional Financial Centre(s) or other special provisions relating to payment dates:

[[•]/Not Applicable]

Ytterligare Finansiella Center eller andra särskilda bestämmelser relaterade till betalningsdatum:

[[•]/Inte Tillämpligt]

61. Calculation Agent: [[•]/Not Applicable]  
 Beräkningsagent: [[•]/Inte Tillämpligt]
62. Talons for future Coupons or Receipts to be attached to Definitive Notes (and dates on which such Talons mature): [Yes/No.]  
 Talonger för framtida Kuponger eller Kvitton som ska fästas vid Definitiva Lån (och datum då sådana Talonger förfaller): [Ja/Nej.]
63. Governing Law: [English Law/  
 Finnish Law/  
 Swedish Law/  
 Norwegian Law/  
 Danish Law]  
 Gällande Lag: [Engelsk Lag/  
 Finsk Lag/  
 Svensk Lag/  
 Norsk Lag/  
 Dansk Lag]

#### **[PURPOSE OF FINAL TERMS**

#### **[SYFTE MED SLUTLIGA VILLKOR**

These Final Terms comprise the final terms required for the issue [and admission to trading on the regulated market of the Irish Stock Exchange] of the Notes described herein pursuant to the €10,000,000,000 Structured Note Programme of Nordea Bank AB (publ) and Nordea Bank Finland Plc.

Dessa Slutliga Villkor omfattar de slutliga villkor som erfordras för utgivandet [och upptagande till handel på den reglerade marknaden vid Irish Stock Exchange av Lånen som beskrivs här i enligt det €10 000 000 000 Strukturerade Lån Programmet med Nordea Bank AB (publ) och Nordea Bank Finland Plc. som emittent]

#### **RESPONSIBILITY**

#### **ANSVAR**

The Issuer accepts responsibility for the information contained in these Final Terms. [*Relevant third party information*] has been extracted from [*specify source*]. The Issuer confirms that such information has been accurately reproduced and that, so far as it is aware, and is able to ascertain from information published by [*specify source*], no facts have been omitted which would render the reproduced information inaccurate or misleading.

Emittenten åtar sig ansvar för den informationen som innefattas i dessa Slutliga Villkor. [*Relevant information från tredje man*] har hämtats från [*specificera källa*]. Emittenten bekräftar att sådan information har återgivits korrekt och att, såvitt Emittenten känner till, och har möjlighet att bekräfta genom information som publicerats av [*specificera källa*], inga fakta har utelämnats som skulle innebära att den återgivna informationen är felaktig eller misvisande.

Signed on behalf of [Nordea Bank AB (publ)/Nordea Bank Finland Plc]:

Undertecknas för [Nordea Bank AB (publ)/Nordea Bank Finland Plc]:

By: .....

Duly authorised

Av: .....  
Behörigen utsedd



## PART B – OTHER INFORMATION

### DEL B – ÖVRIG INFORMATION

1. **LISTING AND ADMISSION TO TRADING**

[Application has been made by the Issuer (or on its behalf) for the Notes to be admitted to the official list and to trading on the [Irish Stock Exchange/Nasdaq Stockholm/Nasdaq Helsinki] with effect from [•].] [Application is expected to be made by the Issuer (or on its behalf) for the Notes to be admitted to the official list and to trading on the [Irish Stock Exchange/Nasdaq Stockholm/Nasdaq Helsinki] with effect from [•].]

[Application will be made for the Notes to be listed on the SIX Swiss Exchange. Application has been made for the Notes to be admitted to trading on [SIX Structured Products (formerly Scoach Switzerland)] [in the case of derivatives]/[the SIX Swiss Exchange] [in the case of bonds] with effect from [•]/other.] The last trading day is expected to be on [•].] [Not Applicable.]

**LISTNING OCH UPPTAGANDE TILL HANDEL**

[Ansökan har gjorts av Emittenten (eller på dennes vägnar) för att Lånen ska listas på den officiella listan vid Irish Stock Exchange/Nasdaq Stockholm/Nasdaq OMX Helsinki] samt handlas från och med [•].] [Ansökan förväntas ges in av Emittenten (eller på dennes vägnar) för att Lånen ska listas på den officiella listan vid [Irish Stock Exchange/Nasdaq Stockholm/Nasdaq OMX Helsinki] samt handlas från och med [•].]

[Ansökan ska göras för att Lånen ska listas på SIX Swiss Exchange. Ansökan har gjorts för att Lånen ska tas upp till handel på [SIX Structured Products (för detta Scoach Schweiz)] [såvitt avser derivat]/[ SIX Swiss Exchange] [såvitt avser obligationer] samt handlas från och med [•]/annat]. Sista handelsdag beräknas vara [•].] [Inte Tillämpligt].
2. **RATINGS**

The Notes to be issued have not been rated.

**BETYG**

Lånen som ska emitteras har inte givits något kreditbetyg.
3. **INTERESTS OF NATURAL AND LEGAL PERSONS INVOLVED IN THE ISSUE/OFFER**

**INTRESSEN FRÅN FYSISKA OCH JURIDISKA PERSONER SOM ÄR INVOLVERADE I EMISSIONEN/ERBJUDANDET**

Need to include a description of any interest, including conflicting ones, that is material to the issue/offer, detailing the persons involved and the nature of the interest. May be satisfied by the inclusion of the following statement:

"Save as discussed in ["Subscription and Sale"], so far as the Issuer is aware, no person involved in the offer of the Notes has an interest material to the offer." (Amend as appropriate if there are other interests)

[(When adding any other description, consideration should be given as to whether such matters

*described constitute "significant new factors" and consequently trigger the need for a supplement to the Prospectus under Article 16 of the Prospectus Directive.)]*

Inkludera beskrivning av alla intressen, inklusive intressekonflikter, vilka är av materiell betydelse för emissionen/erbjudandet, som beskriver de personer som är involverade och vilken typ av intresse det rör sig om.

"Utöver beskrivningen i ["Teckning och Försäljning"], har, såvitt Emittenten känner till, ingen person som är involverad i erbjudandet av Lånen något väsentligt intresse i erbjudandet."]  
(*Ändras om det finns andra intressen*)

*[(När någon annan beskrivning läggs till, ska det övervägas om sådana beskrivningar utgör sådana "nya omständigheter" som aktualiserar behovet av ett tillägg till Prospektet under Artikel 16 i Prospektdirektivet.)]*

4. **REASONS FOR THE OFFER, ESTIMATED NET PROCEEDS AND TOTAL EXPENSES**

**SKÅL FÖR ERBJUDANDET, BERÄKNADE NETTOLIKVID OCH TOTALA KOSTNADER**

[(i) Reasons for the offer: [•]

[(i) Skäl för erbjudandet: [•]

[(ii) Estimated net proceeds: [•]

[(ii) Beräknad nettolikvid: [•]

[(iii) Estimated total expenses: [•]

[(iii) Beräknade totala kostnader: [•]

5. **[Fixed Rate Notes only – YIELD**

**[Lån med Fast Ränta enbart - AVKASTNING**

Indication of yield: [•]

Indikation om avkastning: [•]

6. **[Floating Rate Notes only – HISTORIC INTEREST RATES**

**[Lån med Rörlig Ränta enbart – HISTORISKA RÄNTENIVÅER**

Details of historic [LIBOR/EURIBOR/STIBOR/NIBOR/CIBOR] rates can be obtained from [Reuters].]

Uppgifter om historiska nivåer avseende [LIBOR/EURIBOR/STIBOR/NIBOR/CIBOR] kan erhållas från [Reuters].]

7. **[Index-linked or other variable-linked notes only – PERFORMANCE OF INDEX/FORMULA/OTHER VARIABLE, AND OTHER INFORMATION CONCERNING THE UNDERLYING**

**Indexlänkade eller andra variabellänkade lån endast – VÄRDEUTVECKLING FÖR INDEX/FORMULA/ANDRA VARIABLER, OCH ANNAN INFORMATION OM DET UNDERLIGGANDE**

Need to include details of where past and future performance and volatility of the index/formula/other variable can be obtained.<sup>24</sup>]

Uppgifter om när tidigare och framtida värdeutveckling och volatilitet av index/formula/andra variabler kan erhållas.<sup>25</sup>]

Basket Korg	Reference Asset(s) Referenstillg ång(ar)	Basket Participati on Korgandel	Stock Exchange and Options or Futures Exchange Aktiebörs och Options- eller Terminsbör s	Initial Price Startkurs	Strike Level Lösenprisi vå	Source for past and future performan ce data Källa för historisk och framtida prestation sdata
[Basket A] [/Single Basket]  [Korg A] [/Enskild Korg]	[•]	[•]	[•]	[•]/ [As determined in accordance with the Conditions set out in the Base Prospectus]  [•]/ [Bestämd i enlighet med villkoren i Grundprospe ktet]	[•]	[•]
[Basket B] [Korg B]	[•]	[•]	[•]	[•]	[•]	[•]

Basket Korg	Reference Entity(ies) (Interest)/ Reference Entity(ies)/ Reference Entity(ies) (Index) Referenshet (er) (Ränta)/ Referenshet (er)/Referens het(er) (Index)	Basket Participation (Interest)/ Basket Participation Korgandel (Ränta)/Korgan del	Observation Start Date Startdatum för Observation	Observation End Date Slutdatum för Observation	Source for past and future performance data Källa för historiska och framtida prestationsd ata
[Basket A] [Korg A]	[•]	[•]	[•]	[•]	[•]
[Basket B] [Korg B]	[•]	[•]	[•]	[•]	[•]

The Issuer [intends to provide post-issuance information [specify what information will be reported and where it can be obtained]] [does not intend to provide post-issuance information]<sup>26</sup>.

<sup>24</sup> Required for derivative securities to which Annex XII to the Prospectus Directive Regulation applies.

<sup>25</sup> Erfordras för derivatvärdepapper till vilka Annex XII i Prospektivdirektivförordningen är tillämpligt.

<sup>26</sup> Required for derivative securities to which Annex XII to the Prospectus Directive Regulation applies.

Emittenten [avser att tillhandahålla information efter emissionen [specificera vilket information som kommer rapporteras och var den går att ta del av]] [avser inte att tillhandahålla någon information efter emissionen.]<sup>27</sup>.

## 8. FURTHER DETAILS OF BASKET PARTICIPATION

### YTTERLIGARE UPPGIFTER FÖR KORGANDEL

#### *Basket Participation (Interest):*

#### *Korgandel (Ränta):*

- Fixed Basket Participation [Applicable/Not Applicable]  
(Interest):
- Fast Korgandel (Ränta): [Tillämpligt/Inte Tillämpligt]
- Rainbow Basket Participation [Applicable/Not Applicable]  
(Interest):
- Rainbow Korgandel (Ränta): [Tillämpligt/Inte Tillämpligt]

**Ranking** (*Best performing first*)

**Weighting**

**Ranking** (*Bäst värdeutveckling först*)

**Viktning**

1	[•]%
2	[•]%
3	[•]%
N	[•]%

- Replacement Cliquet Basket Participation [Applicable/Not Applicable]  
(Interest):
- Ersättande Periodsumme Korgandel (Ränta): [Tillämpligt/Inte Tillämpligt]
- Momentum Basket Participation [Applicable/Not Applicable]  
(Interest):
- Korgandel Momentum (Ränta): [Tillämpligt/Inte Tillämpligt]
- Accumulating Rainbow Basket Participation [Applicable/Not Applicable]  
(Interest):
- Ackumulerande Rainbow Korgandel (Ränta): [Tillämpligt/Inte Tillämpligt]

<sup>27</sup> Erfordras för derivatvärdepapper till vilka Annex XII till Prospektdirektivsförordningen är tillämpligt.

***Basket Participation:***

***Korgandel:***

- Fixed Basket Participation: [Applicable/Not Applicable]
- Fast Korgandel: [Tillämpligt/Inte Tillämpligt]
- Rainbow Basket Participation: [Applicable/Not Applicable]
- Rainbow Korgandel: [Tillämpligt/Inte Tillämpligt]

**Ranking** (*Best performing first*)

**Ranking** (*Bäst värdeutveckling först*)

**Weighting**

**Viktning**

1	[•]%
2	[•]%
3	[•]%
N	[•]%

- Replacement Cliquet Basket Participation: [Applicable/Not Applicable]
- Ersättande Periodsumme Korgandel: [Tillämpligt/Inte Tillämpligt]
- Momentum Basket Participation: [Applicable/Not Applicable]
- Korgandel Momentum: [Tillämpligt/Inte Tillämpligt]
- Accumulating Rainbow Basket Participation: [Applicable/Not Applicable]
- Ackumulerande Rainbow Korgandel: [Tillämpligt/Inte Tillämpligt]

9. **OPERATIONAL INFORMATION**

**OPERATIONELL INFORMATION**

- ISIN Code: [•]
- ISIN Kod: [•]
- Common Code: [•]
- [Swiss Security Number: [•]]
- [Schweiziskt Säkerhetsnummer: [•]]
- [Intended to be held in a manner which would allow Eurosystem eligibility: [Yes][No]]

[Avsedd att hållas på ett sätt som skulle möjliggöra Eurosystem-tillgänglighet] [Ja] [Nej]

[Note that the designation "yes" means that the Notes are intended upon issue to be deposited with one of the ICSDs as common safekeeper [and registered in the name of a nominee of one of the ICSDs acting as common safekeeper,]<sup>28</sup> and does not necessarily mean that the Notes will be recognised as eligible collateral for Eurosystem monetary policy and intra-day credit operations by the Eurosystem either upon issue or at any or all times during their life. Such recognition will depend upon satisfaction of the Eurosystem eligibility criteria.]

[Whilst the designation is specified as "no" at the date of these Final Terms, should the Eurosystem eligibility criteria be amended in the future such that the Notes are capable of meeting them, the Notes may then be deposited with one of the ICSDs as common safekeeper [and registered in the name of a nominee of one of the ICSDs acting as common Safekeeper]. Note that this does not necessarily mean that the Notes will then be recognised as eligible collateral for Eurosystem monetary policy and intra-day credit operations by the Eurosystem at any time during their life. Such recognition will depend upon the ECB being satisfied that Eurosystem eligibility criteria have been met.]<sup>29</sup>

[Notera att valet "ja" innebär att Lånen är avsedda att från utgivandet förvaras vid någon ICSD som "common safekeeper" [och förvaltarregistrerade vid den ICSD som är "common safekeeper"],<sup>30</sup> och innebär inte nödvändigtvis att Lånen kommer erkännas som användbara säkerheter för Eurosystems monetära policy och intradags kredithantering av Eurosystem, varken vid utgivandet eller vid var annan tid under deras livstid. Sådant erkännande kommer vara avhängigt uppfyllandet av Eurosystems användbarhetskriterier.]

[Även om valet "nej" har gjorts vid datumet för dessa Slutliga Villkor, kan Lånen förvaras hos en ICSD som "common safekeeper" [och förvaltarregistreras av den ICSD som är "common safekeeper"], om Eurosystems kriterier för tillgänglighet ändrats framöver på ett sådant sätt att Lånen uppfyller dem. Notera att detta inte nödvändigtvis innebär att Lånen då kommer erkännas som användbara säkerheter för Eurosystems monetära policy och intradags

---

<sup>28</sup> Insert this text for registered notes.

<sup>29</sup> Include this text if "yes" is selected, in which case bearer Notes must be issued in NGN form.

<sup>30</sup> Inkludera denna text för registrerade lån.

kredithantering av Eurosystem vid någon tid under deras livstid. Sådant erkännande kommer vara avhängigt att ECB är tillfredsställda med Eurosystems användbarhetskriterier.]<sup>31</sup>

Clearing system(s) [and identification number, if applicable]: Euroclear / Clearstream, Luxembourg / Euroclear Finland / Euroclear Sweden / VP / VPS / SIS

Clearingsystem [och identifikationsnummer, om tillämpligt]: Euroclear / Clearstream, Luxembourg / Euroclear Finland / Euroclear Sweden / VP / VPS / SIS

Name(s) and address(es) of additional [Paying Agent(s) / VP Issuing Agent(s) / VPS Paying Agent(s) / Swedish Issuing Agent(s) / Swiss Paying Agent(s)] (if any): Not applicable / *Give name and address*

Namn och adress till ytterligare [Betalningsagent / VP-Administrerande Institut / VPS-Betalningsagent / Svenskt Administrerande Institut / Schweizisk Betalningsagent] (om någon) Inte tillämpligt / *Ange namn och adress*

## 10. DISTRIBUTION

### DISTRIBUTION

(i) Method of distribution: [Syndicated/Non-syndicated]

(i) Distributionsmetod: [Syndikerat/Icke-Syndikerat]

(ii) If syndicated: [Not Applicable]

(ii) Om syndikerat: [Inte Tillämpligt]

(a) Names and addresses of Managers and underwriting commitments: [•]

(a) Namn och adresser till Managers och åtaganden avseende underwriting: [•]

(b) Date of subscription agreement: [•]

(b) Datum för teckningsavtal: [•]

(c) Stabilising Manager(s) (if any): [Not Applicable/[•]]

(c) Stabiliserande Manager(s) (om några): [Inte Tillämpligt/[•]]

<sup>31</sup> Inkludera denna text om "ja" anges, i vilket fall Innehavarlån måste vara emitterade i NGN-form.

- (iii) If non-syndicated, name and address of Dealer: [Not Applicable]
- (iii) Om icke-syndikerat, namn och adress till Försäljare: [Inte Tillämpligt]
- (a) Name and address of Dealer: [•]
- (a) Namn och adress till Försäljare: [•]
- (b) Date of subscription agreement: [•]
- (b) Datum för avtal om tecknande: [•]
- (iv) Indication of the overall amount of the underwriting commission and of the placing commission: [•] per cent. of the Aggregate Nominal Amount
- (iv) Indikation om det sammanlagda beloppet av kommission för underwriting och placering [•] procent av det Sammanlagda Nominella Beloppet
- (v) U.S. Selling Restrictions: [TEFRA C/TEFRA D/Not Applicable]
- (v) Försäljningsrestriktioner USA: [TEFRA C/TEFRA D/Inte Tillämpligt]
- [(In the case of Swiss Franc Notes) – TEFRA D in accordance with usual Swiss practice]
- [(För Lån i Schweiziska Franc) – TEFRA D i enlighet med Schweizisk sedvanlig praxis]
- (vi) Public Offer: [The Issuer does not consent to the use of the Base Prospectus in connection with a Public Offer of the Notes by any person.]
- [The Issuer consents to the use of the Base Prospectus in connection with a Public Offer of the Notes during the period from and including *[specify date]* to but excluding *[specify date]* (the "**Offer Period**") in *[specify relevant Member State(s) – which must be jurisdictions where the Base Prospectus and any supplements have been passported]* ("**Public Offer Jurisdictions**") by any financial intermediary which is authorised to make such offers under the Markets in Financial Instruments Directive (Directive 2004/39/EC) and which has agreed to comply with the Authorised Offeror Terms set out in the Base Prospectus [and the additional following conditions: *[set out clear and objective conditions]*].
- The Issuer consents to the use of the Base Prospectus in connection with a Public Offer of the Notes during the period from and including *[specify*



*date*] to but excluding [*specify date*] (the "**Offer Period**") by [*insert names of financial intermediaries*] specified in [*specify relevant Member State(s) – which must be jurisdictions where the Base Prospectus and any supplements have been passported*] ("**Public Offer Jurisdictions**") [and subject to the Authorised Offeror Terms set out in the Base Prospectus and the following conditions: [*set out clear and objective conditions*], for so long as they are authorised to make such offers under the Markets in Financial Instruments Directive (Directive 2004/39/EC).

- (vi) Erbjudande till Allmänheten: [Emittenten samtycker inte till användning av Grundprospektet i samband med ett Erbjudande till Allmänheten av Lånen från någon person.]

[Emittenten samtycker till användandet av Grundprospektet i samband med ett Erbjudande till Allmänheten av Lånen under perioden från och med [*ange datum*] till, men exklusive, [*ange datum*] ("**Erbjudandeperioden**") {XE "*Erbjudandeperioden*"}) i [*ange relevant(a) Medlemsstat(er) – vilka måste vara jurisdiktioner dit Grundprospektet och eventuella tillägg har passerats*] (**Erbjudande till Allmänheten - Jurisdiktioner** { XE "*Erbjudande till Allmänheten - Jurisdiktioner*" }) av någon finansiell mellanhand som är auktoriserad att göra sådana erbjudanden under Direktivet om Marknader för Finansiella Instrument (Direktiv 2004/39/EG) och som har åtagit sig att följa villkoren för Auktoriserade Säljare som framställts i Grundprospektet [och de följande ytterligare villkoren: [*ange tydliga och objektiva villkor*].

[Emittenten samtycker till användandet av Grundprospektet i samband med ett Erbjudande till Allmänheten av Lånen under perioden från och med [*ange datum*] till, men exklusive, [*ange datum*] ("**Erbjudandeperioden**") {XE "*Erbjudandeperioden*"}) av [*ange namn på finansiella mellanhänder*] specificerade i [*ange relevant(a) Medlemsstat(er) – vilka måste vara jurisdiktioner dit Grundprospektet och eventuella tillägg har passerats*] (**Erbjudande till Allmänheten - Jurisdiktioner** { XE "*Erbjudande till Allmänheten - Jurisdiktioner*" }) [i enlighet med villkoren för Auktoriserade Säljare och följande villkor: [*ange tydliga och objektiva villkor*], under förutsättning att de är auktoriserade att göra sådana erbjudanden under Direktivet om Marknader för Finansiella Instrument (Direktiv 2004/39/EG).

## 11. TERMS AND CONDITIONS

### VILLKOR

Offer Price:	[•]
Pris för Erbjudandet:	[•]
Conditions to which the offer is subject:	[Not Applicable/[•]]  [The Issuer reserves its rights to cancel the offer under the following circumstances;  (a) if the aggregate principal amount of Notes subscribed on or before <i>[insert date]</i> is less than <i>[insert amount]</i> ;  (b) if the <i>[insert relevant variable]</i> cannot be set at <i>[relevant value corresponding to the indicated minimum value]</i> ; or  (c) if any event of an economic, financial or political nature occurs and which may jeopardise a successful offer, as determined by the Issuer].  [The Issuer may also replace any Reference Asset listed in the table(s) above at any time on or prior to <i>[insert date]</i> with a comparable type of underlying Reference Asset].
Villkor för erbjudandet:	[Inte Tillämpligt/[•]]  [Emittenten förbehåller sig rätten att dra tillbaka erbjudandet under följande omständigheter;  (a) om det sammanlagda beloppet av Lån som tecknats på eller före <i>[ange datum]</i> är lägre än <i>[ange belopp]</i> ;  (b) om <i>[ange relevant variabel]</i> inte kan anges till <i>[relevant värde som korresponderar till det indikerade lägsta värdet]</i> ; eller  (c) om någon händelse av ekonomisk, finansiell eller politisk natur inträffar och som kan äventyra ett framgångsrikt erbjudande, enligt Emittentens bedömning].  [Emittenten kan också ersätta varje Referenstillgång som listas i tabellerna ovan vid var tid på eller före <i>[ange datum]</i> med en jämförbar typ av underliggande Referenstillgång.
Description of the application process:	[Not Applicable/[•]]
Beskrivning av ansökningsprocessen:	[Inte Tillämpligt/[•]]
Description of possibility to reduce subscriptions and manner for refunding excess amount paid by applicants:	[Not Applicable/[•]]

Beskrivning av möjligheten att reducera antalet teckningar och metod för att återbetala överstigande belopp som har betalats av kandidater.	[Inte Tillämpligt/[•]]
Details of the minimum and/or maximum amount of application:	[Not Applicable/[•]]
Uppgifter om det minsta och/eller högsta antalet ansökningar:	[Inte Tillämpligt/[•]]
Details of the method and time limits for paying up and delivering the Notes:	[Not Applicable/[•]]
Uppgifter om metoden och tidsbegränsningar för att betala och leverera Lånen:	[Inte Tillämpligt/[•]]
Manner in and date on which results of the offer are to be made public:	[Not Applicable/[•]]
Metod för och datum när resultat av erbjudandet kommer offentliggöras till allmänheten:	[Inte Tillämpligt/[•]]
Procedure for exercise of any right of pre-emption, negotiability of subscription rights and treatment of subscription rights not exercised:	[Not Applicable/[•]]
Procedur för att utnyttja rättigheter för förköpsrätt, förhandling av teckningsrätter och behandling av teckningsrätter som inte har utnyttjats:	[Inte Tillämpligt/[•]]
whether tranche(s) have been reserved for certain countries:	[Not Applicable/[•]]
huruvida trancher har reserverats för särskilda länder:	[Inte Tillämpligt/[•]]
Process for notification to applicants of the amount allotted and the indication whether dealing may begin before notification is made:	[Not Applicable/[•]]
Process för att underrätta kandidater om det tilldelade belopp och om handel kan komma att påbörjas före det att underrättelse har skett:	[Inte Tillämpligt/[•]]
Amount of any expenses and taxes specifically charged to the subscriber or purchaser:	[Not Applicable/[In connection with the issuance of this type of notes, the Issuer incurs costs for, among other things, production, distribution, licences, stock exchange listing and risk management. In order to cover these costs, the Issuer charges brokerage fees and commission. The commission is included in the price and will amount to a maximum of [ ] per cent per year, calculated on the price of the Notes].

Belopp av utgifter och skatter som särskilt kan tas ut av tecknare eller köpare: [Inte Tillämpligt/[I samband med utgivningen av denna typ av Lån har Emittenten kostnader för bland annat produktion, distribution, licenser, börsnotering och riskhantering. För att täcka dessa kostnader tar Emittenten ut courtage och arrangörsarvode. Arrangörsarvodet inkluderas i priset och uppgår maximalt till [ ] procent per år, beräknat på Lånets pris].

Name(s) and address(es), to the extent known to the Issuer, of the Authorised Offerors in the various countries where the offer takes place. [None/[•]]  
[Address: [[•]]]

Namn och adress(er), i den utsträckning som Emittenten känner till, till Auktoriserade Säljare i de olika länder där erbjudanden sker. [Inget/[•]]  
[Adress: [[•]]]

12. **[Swiss Franc Notes only – DOCUMENTS AVAILABLE**

**[Lån i Schweiziska Franc enbart – TILLGÄNGLIGA DOKUMENT**

Copies of the Final Terms and the Base Prospectus are available [at UBS AG, Prospectus Library, P.O. Box, CH-8098 Zürich, Switzerland (tel: +41 44 239 47 03, fax: +41 44 239 21 11 or email: [swiss-prospectus@ubs.com](mailto:swiss-prospectus@ubs.com)) / from the offices of Credit Suisse AG at Uetlibergstrasse 231, 8070 Zürich, Switzerland.]

Kopior av de Slutliga Villkoren och Grundprospektet finns tillgängligt [vid UBS AG, Prospectus Library, P.O. Box, CH-8098 Zürich, Schweiz (tel: +41 44 239 47 03, fax: +41 44 239 21 11 eller epost: [swiss-prospectus@ubs.com](mailto:swiss-prospectus@ubs.com)) / från Credit Suisse AG kontor vid Uetlibergstrasse 231, 8070 Zürich, Schweiz.]

13. **[Swiss Franc Notes only – REPRESENTATIVE**

**[Lån i Schweiziska Franc enbart – REPRESENTANT**

In accordance with Article 43 of the Listing Rules of the SIX Swiss Exchange, [•] has been appointed by the Issuer as representative to lodge the listing application with the Admission Board of the SIX Swiss Exchange.]

I enlighet med Artikel 43 i Reglerna för Listning från SIX Swiss Exchange, har [•] utsetts av Emittenten som representant att genomföra ansökningen om notering hos SIX Swiss Exchanges Admission Board.]

14. **[Swiss Franc Notes only – NO MATERIAL ADVERSE CHANGE / MATERIAL CHANGES SINCE THE MOST RECENT ANNUAL FINANCIAL STATEMENTS**

**[Lån i Schweiziska Franc enbart – REPRESENTANT – INGEN VÄSENTLIG NEGATIV FÖRÄNDRING / VÄSENTLIGA FÖRÄNDRINGAR SEDAN DEN SENASTE ÅRSREDOVISNINGEN**

Except as disclosed in the Base Prospectus, there has been no material adverse change in the financial condition or operations of the Issuer since [31 December 2013], which would materially affect its ability to carry out its obligations under the Notes.]

Förutom såsom redogjorts för i Grundprospektet, har det inte skett någon väsentlig negativ förändring i Emittentens ekonomiska situation eller verksamhet sedan [31 December 2013], som väsentligen kan påverka dess möjligheter att uppfylla sina förpliktelser under Lånen.]

15. **[Swiss Franc Notes only – LISTING/TRADING INFORMATION**

**[Lån i Schweiziska Franc enbart – LISTNING/HANDELSINFORMATION**

- (a) Trading Size and Ratio: [minimum and maximum trading size and the standard exercise ratio]
- (a) Handelsstorlek och Förhållande: [minsta och högsta handelsstorlek och standard för utövandeförhållande]
- (b) First Trading Day: [first trading day]
- (b) Första Handelsdag: [första handelsdag]
- (c) Last Trading Day and Time: [last trading day as well as (in the case of derivatives) the time of day at which trading shall cease]
- (c) Sista Handelsdag och -tidpunkt: [sista handelsdagen såväl som (om derivat) tidpunkten på den dag handel ska upphöra]
- (d) [(In the case of derivatives) Capital Protection: [Capital protection [specify] / no capital protection]]
- (d) [(om derivat) Kapitalskydd: [Kapitalskydd [specificera] / inget kapitalskydd]]
- (e) [(In the case of derivatives) Type of quoting: [the Notes are traded or quoted including accrued interest (dirty trading)] [accrued interest is shown separately (clean trading)]]
- (e) [(Om derivat) Typ av återgivning: [Lånen handlas och återges inklusive upplupen ränta (dirty trading)] [upplupen ränta visas separat (clean trading)]]

16. **[Swiss Franc Notes only – INFORMATION RELATING TO UNDERLYINGS**

**[Lån i Schweiziska Franc enbart – INFORMATION AVSEENDE UNDERLIGGANDE**

[insert the information on the underlying instruments required by section 4 of scheme F (for derivatives) and the tax information in relation to a purchase of underlying instruments required by section 3.2.12 of scheme F (for derivatives) of the SIX Swiss Exchange (for derivatives) in respect to Notes to be listed on the SIX Swiss Exchange, to the extent such information is not already included elsewhere in the Final Terms.]

[för in den information om de underliggande instrumenten som krävs enligt avsnitt 2 i investeringsplan F och den skatteinformation för ett köp av underliggande instrument som krävs enligt avsnitt 3.2.12 i investeringsplan F (för derivat) för SIX Swiss Exchange (för derivat) beträffande Lån som ska listas på SIX Swiss Exchange, såvida sådan information inte redan inkluderats på annan plats i Slutliga Villkor.

17. **[Swiss Franc Notes only – ADDITIONAL INFORMATION**

**[Lån i Schweiziska Franc enbart – YTTERLIGARE INFORMATION**

Fees charged by the Issuer to the Noteholders post issuance: [none] [give details]

Avifter som tas ut av Emittenten från Innehavare efter emission: [inga] [infga detaljer]

**ANNEX TO THE FINAL TERMS – SUMMARY OF THE ISSUE**

**BILAGA TILL DE SLUTLIGA VILLKOREN – SAMMANFATTNING AV EMISSIONEN**

*[Base Prospectus summary to be inserted and the options given as placeholders in the summary to be completed in respect of the Notes being issued.]*

*[Grundprospektets sammanfattning ska infogas och de val som har angetts som hakparenteser i sammanfattningen ska kompletteras för de Lån som ska emitteras.]*

*Form of Final Terms for Certain Structured Notes with a denomination of at least €100,000 to be admitted to trading on the Main Securities Market of the Irish Stock Exchange*

*Mall för Slutliga Villkor för Särskilda Strukturerade Lån med valörer om minst €100 000 som ska bli föremål för handel på Irish Stock Exchanges Main Securities Market.*

## [IMPORTANT NOTICE

### VIKTIGT MEDDELANDE

*In accessing the attached final terms (the "Final Terms") you agree to be bound by the following terms and conditions.*

*Genom att ta del av de bilagda slutliga villkoren ("Slutliga Villkoren") godkänner du att bli bunden av följande villkor.*

The information contained in the Final Terms may be addressed to and/or targeted at persons who are residents of particular countries only as specified in the Final Terms and/or in the Base Prospectus (as defined in the Final Terms) and is not intended for use and should not be relied upon by any person outside those countries and/or to whom the offer contained in the Final Terms is not addressed. **Prior to relying on the information contained in the Final Terms, you must ascertain from the Final Terms and/or the Base Prospectus whether or not you are an intended addressee of the information contained therein.**

Informationen i dessa Slutliga Villkor är endast adresserad till och/eller riktad till personer som bor i de särskilda länder som anges i de Slutliga Villkoren och/eller i Grundprospektet (definierat i de Slutliga Villkoren) och är inte ämnad för användning och ska inte förlitas på av någon person utanför de länderna och/eller till vilka erbjudandet i dessa Slutliga Villkor inte är adresserat. **Innan du förlitar dig på innehållet i dessa Slutliga Villkor måste du säkerställa att du är en avsedd adressat av informationen i de Slutliga Villkoren och/eller Grundprospektet.**

Neither the Final Terms nor the Base Prospectus constitutes an offer to sell or the solicitation of an offer to buy securities in the United States or in any other jurisdiction in which such offer, solicitation or sale would be unlawful prior to registration, exemption from registration or qualification under the securities law of any such jurisdiction.

Varken de Slutliga Villkoren eller Grundprospektet utgör ett erbjudande att sälja eller en inbjudan att köpa värdepapper i USA eller i någon annan jurisdiktion i vilka ett sådant erbjudande, inbjudan eller försäljning skulle vara olagligt innan de har registrerats, ett undantag från registrering har erhållits eller enligt annan bestämmelse under värdepapperslagarna i en sådan jurisdiktion.

The securities described in the Final Terms and the Base Prospectus have not been, and will not be, registered under the U.S. Securities Act of 1933, as amended (the "**Securities Act**") and may not be offered or sold directly or indirectly within the United States or to, or for the account or benefit of, U.S. persons or to persons within the United States of America (as such terms are defined in Regulation S under the Securities Act ("**Regulation S**")). The securities described in the Final Terms will only be offered in offshore transactions to non-U.S. persons in reliance upon Regulation S.]

De värdepapper som beskrivs i de Slutliga Villkoren och i Grundprospektet har inte, och kommer inte, registreras i enlighet med U.S. Securities Act of 1933, såsom den har ändrats ("**Securities Act**") och får inte erbjudas eller säljas direkt eller indirekt inom USA eller till, för, eller till förmån för, amerikanska medborgare eller till personer i USA (såsom termerna definieras i Regulation S i Securities Act ("**Regulation S**")). De värdepapper som beskrivs i dessa Slutliga Villkor kommer endast erbjudas i offshore-transaktioner till icke-amerikanska medborgare i enlighet med Regulation S.

**Final Terms dated [•]**

**Slutliga Villkor daterade [•]**

**[NORDEA BANK AB (PUBL) / NORDEA BANK FINLAND PLC]  
Issue of [Aggregate Nominal Amount of Tranche] [Title of Notes]  
under the €10,000,000,000  
Structured Note Programme**

**NORDEA BANK AB (PUBL) / NORDEA BANK FINLAND PLC  
Utgivande av [Sammanlagt Nominellt Belopp av Tranch] [Namn på Lån]  
under ett €10 000 000 000  
Program för Strukturerade Lån**

The Base Prospectus referred to below (as completed by these Final Terms) has been prepared on the basis that any offer of Notes in any Member State of the European Economic Area which has implemented the Prospectus Directive (each, a "**Relevant Member State**") will be made pursuant to an exemption under the Prospectus Directive, as implemented in that Member State, from the requirement to publish a prospectus for offers of the Notes. Accordingly any person making or intending to make an offer in that Member State of the Notes may only do so in circumstances in which no obligation arises for the Issuer or any Dealer to publish a prospectus pursuant to Article 3 of the Prospectus Directive or supplement a prospectus pursuant to Article 16 of the Prospectus Directive, in each case, in relation to such offer. Neither the Issuer nor any Dealer has authorised, nor do they authorise, the making of any offer of Notes in any other circumstances.

Grundprospektet som det hänvisas till nedan (som kompletteras av dessa Slutliga Villkor) har tagits fram under förutsättningen att varje erbjudande om Lån i varje Medlemsstat i det Europeiska Ekonomiska Samarbetsområdet som har genomfört Prospektivdirektivet (var och en benämnda en "**Relevant Medlemsstat**") kommer att göras med stöd av ett undantag i Prospektivdirektivet, såsom det har genomförts i den Medlemsstaten, från kravet på att publicera ett prospekt för erbjudanden om Lån. Följaktligen kan personer som lämnar eller som avser att lämna erbjudanden avseende Lånen göra det enbart under omständigheter då ingen förpliktelse uppstår för Emittenten eller något Emissionsinstitut att publicera ett prospekt i enlighet med Artikel 3 i Prospektivdirektivet eller att komplettera ett prospekt i enlighet med Artikel 16 i Prospektivdirektivet, i bägge fall i samband med ett sådant erbjudande. Varken Emittenten eller något Emissionsinstitut har godkänt, eller godkänner, att några erbjudanden avseende Lånen görs under några andra omständigheter.

The expression "**Prospectus Directive**" means Directive 2003/71/EC (as amended, including by Directive 2010/73/EU) **provided, however, that** all references in this document to the "Prospectus Directive" in relation to any Member State of the European Economic Area refer to Directive 2003/71/EC (as amended), and include any relevant implementing measure in the relevant Member State.]

Uttrycket "**Prospektivdirektivet**" avser direktivet 2003/71/EG (med gjorda ändringar, inklusive 2010 års ändringsdirektiv 2010/73/EU) **dock att** alla hänvisningar i detta dokument till "Prospektivdirektivet" i relation till varje Medlemsstat i det Europeiska Ekonomiska Samarbetsområdet hänvisar till direktiv 2003/71/EG (med gjorda ändringar), och inkluderar varje relevant implementeringsåtgärd i den relevanta Medlemsstaten.)



## PART A – CONTRACTUAL TERMS

### DEL A – KONTRAKTUELLA VILLKOR

Terms used herein shall be deemed to be defined as such for the purposes of the Conditions (the "**Conditions**") set forth in the [original base prospectus dated [16 April 2013/20 December 2013] and which are incorporated by reference into the]<sup>32</sup> Base Prospectus dated [•] [and the supplemental Base Prospectus dated [•]] [which [together] constitute[s] a base prospectus (the "**Base Prospectus**") for the purposes of the Prospectus Directive<sup>33</sup>]. This document constitutes the Final Terms of the Notes described herein [for the purposes of Article 5.4 of the Prospectus Directive<sup>34</sup>] and must be read in conjunction with the Base Prospectus. Full information on the Issuer and the offer of the Notes is only available on the basis of the combination of these Final Terms and the Base Prospectus [as so supplemented]. The Base Prospectus [and the base prospectus supplement[s]] and these Final Terms are available for viewing during normal business hours at, and copies may be obtained from, the principal office of the Issuer [Smålandsgatan 17, SE-105 71 Stockholm, Sweden/Aleksis Kiven katu 9, 00020 Nordea, Helsinki, Finland.] and from www.nordea.com

Ord som används häri ska anses ha samma innebörd som i Villkoren ("**Villkoren**") som anges i [det ursprungliga grundprospektet daterat [16 april 2013/20 december 2013] och vilka är införlivade genom hänvisning till i]<sup>35</sup> Grundprospektet daterat [•] [och i tillägg till Grundprospektet daterat [•]] [vilka/[et] [tillsammans] utgör ett grundprospekt ("**Grundprospektet**") i Prospektdirektivets mening<sup>36</sup>]. Det här dokumentet utgör de Slutliga Villkoren för Lånen som beskrivs häri [i enlighet med artikel 5.4 i Prospektdirektivet<sup>37</sup>] och måste läsas tillsammans med Grundprospektet. Fullständig information om Emittenten och erbjudandet om Lån kan endast fås genom dessa Slutliga Villkor och Grundprospektet (tillsammans med eventuella tillägg) i kombination. Grundprospektet [och tillägg till Grundprospektet] och kopior av dessa Slutliga Villkor finns tillgängliga för granskning under normal arbetstid och kopior kan erhållas från Emittentens huvudkontor på [Smålandsgatan 17, 105 71 Stockholm, Sverige/Aleksis Kiven katu 9, 00020 Nordea, Helsinki, Finland] och på www.nordea.com.

*[Include whichever of the following apply or specify as "Not Applicable" (N/A). Note that the numbering should remain as set out below, even if "Not Applicable" is indicated for individual paragraphs (in which case the sub-paragraphs of the paragraphs which are not applicable can be deleted). Italics denote guidance for completing the Final Terms.]*

*[Inkludera samtliga av följande som är tillämpliga eller ange "Inte Tillämpligt" (N/A). Notera att numreringen ska bibehållas såsom den har angetts nedan, även om "Inte Tillämpligt" har angetts för enskilda punkter (i vilket fall underpunkterna till sådana punkter som inte är tillgängliga kan raderas). Kursiv text är vägledning för att färdigställa de Slutliga Villkoren.]*

#### I. GENERAL TERMS

##### ALLMÄNNA VILLKOR

- |    |     |                |   |
|----|-----|----------------|---|
| 1. | (i) | Issuer:        | [Nordea Bank AB (publ) / Nordea Bank Finland Plc] |
|    | (i) | Emittent:      | [Nordea Bank AB (publ) / Nordea Bank Finland Plc] |
| 2. | (i) | Series Number: | [•]   |
|    | (i) | Serienummer:   | [•]   |

<sup>32</sup> Insert for fungible issues.

<sup>33</sup> Delete wording in square brackets for an unlisted issuance.

<sup>34</sup> Delete wording in square brackets for an unlisted issuance.

<sup>35</sup> Ange vid fungibla emissioner.

<sup>36</sup> Radera text inom hakparenteser för ett erbjudande som inte listas.

<sup>37</sup> Radera text inom hakparenteser för ett erbjudande som inte listas.

(ii)	Tranche Number:	[•]
(ii)	Tranchenummer:	[•]
[(iii)	Date on which the Notes become fungible:	[Not Applicable/The Notes shall be consolidated, form a single series and be interchangeable for trading purposes with the <i>[insert description of series]</i> on <i>[[insert date]/the Issue Date/exchange of the Temporary Global Note for interests in the Permanent Global Note, as referred to in paragraph 58 below [which is expected to occur on or about [insert date]].]</i>
[(iii)	Datum då Lånen blir fungibla:	[Inte Tillämpligt/Lånen ska konsolideras, bli en enda serie och vara utbytbara för handel med <i>[ange beskrivning av serier]</i> på <i>[[ange datum]/Lånedatum/utbyte av Temporära Globala Lån för intressen i Permanenta Globala Lån, såsom beskrivs i punkt 58 nedan [vilket är beräknat att inträffa på eller runt omkring [ange datum]].]</i>
3.	Specified Currency or Currencies:	[•]
	Angiven Valuta:	[•]
4.	Aggregate Principal Amount:	[•]
	Sammanlagt Kapitalbelopp:	[•]
	(i) Series:	[•]
	(i) Serie:	[•]
	(ii) Tranche:	[•]
	(ii) Tranche:	[•]
5.	Issue Price:	[[•] per cent. of the Aggregate Principal Amount of each Note [plus accrued interest from <i>[insert date]</i> ]/ The Issue Price will be determined by the Issuer on a daily basis during the Offer Period (as defined below), based on the prevailing market price for the Notes. The Notes will be issued with an initial Issue Price of approximately [ ] per cent on the Issue Date].
	Pris:	[[•] procent av det Sammanlagda Kapitalbeloppet för varje Lån [plus upplupen ränta från <i>[datum]</i> ]. / Priset avgörs av Emittenten på en daglig basis under Erbjudandeperioden (som definierat nedan) baserat på Lånens rådande marknadsvärde. Lånen kommer att utges till ett initialt Pris om [ ] procent på Lånedatomet.]
6.	(i) Specified Denominations:	[•]
	(i) Valörer:	[•]
	(ii) Calculation Amount:	[•]
	(ii) Beräkningsbelopp:	[•]

7.	(i)	Issue Date:	[•]
	(i)	Lånedatum:	[•]
	(ii)	Interest Commencement Date:	[[insert date]/Issue Date/Not Applicable]
	(ii)	Startdatum för Ränta:	[[datum]/Lånedatum/Inte Tillämpligt]
8.		Redemption Date:	[[•]/[Interest Payment Date falling in or nearest to [•]]
		Återbetalningsdag:	[[•]/[Räntebetalningsdag som infaller i eller närmast [•]]
9.		Base Redemption Amount:	[[•]/Not Applicable]
		Basåterbetalningsbelopp:	[[•]/Inte Tillämpligt]
10.		Additional Amounts:	[Applicable/Not Applicable]
			[The Additional Amount(s) will be added to/subtracted from the Base Redemption Amount]
		Tilläggsbelopp:	[Tillämpligt/Inte Tillämpligt]
			[Tilläggsbeloppet/en kommer läggas till/subtraheras från Basåterbetalningsbeloppet]
11.		Minimum Redemption	[Applicable/Not Applicable]
		Lägsta Återbetalning	[Tillämpligt/Inte Tillämpligt]
	•	Minimum Redemption Amount	[[•]/Not Applicable]
	•	Lägsta Återbetalningsbelopp	[[•]/Inte Tillämpligt]
12.		Maximum Redemption	[Applicable/Not Applicable]
		Högsta Återbetalning	[Tillämpligt/Inte Tillämpligt]
	•	Maximum Redemption Amount	[[•]/Not Applicable]
	•	Högsta Återbetalningsbelopp	[[•]/Inte Tillämpligt]
13.		Business Day Convention:	[Following Business Day Convention/Modified Following Business Day Convention/Preceding Business Day]
		Bankdagskonvention:	[Efterföljande Bankdagskonvention /Modifierad Efterföljande Bankdagskonvention /Föregående Bankdagskonvention]
14.		Currency Business Day Convention:	[Following Business Day Convention/Modified Following Business Day Convention/Preceding Business Day]/[Not Applicable]
		Handelsdag Valutakonvention:	[Efterföljande Bankdagskonvention /Modifierad Efterföljande Bankdagskonvention /Föregående Bankdagskonvention]/[Inte Tillämpligt]
15.		Relevant Exchange:	[[•]/[As set out in the Conditions]]
		Relevant Börs:	[[•]/[Såsom framgår av Villkoren]]

16. Scheduled Trading Day Convention: [[Following Scheduled Trading Date Convention/Modified Following Scheduled Trading Day Convention/Preceding Scheduled Trading Day Convention]/[Not Applicable]]
- Planerad Handelsdagskonvention: [Efterföljande Planerad Handelsdagskonvention/Modifierad Efterföljande Planerad Handelsdagskonvention /Föregående Planerad Handelsdagskonvention]
- II. PROVISIONS RELATING TO INTEREST (IF ANY) PAYABLE TO [APPLICABLE/NOT APPLICABLE]**
- BESTÄMMELSER FÖR RÄNTA (OM NÅGON) [TILLÄMPLIGT/EJ TILLÄMPLIGT]**
- [Items 17- 30 have been intentionally omitted]<sup>38</sup>
- [Punkterna 17-30 har medvetet utelämnats]<sup>39</sup>
17. Interest Basis: [[•] per cent. Fixed Rate]
- Räntebas: [[•] procent Fast Ränta]
- [EURIBOR]/[LIBOR]/[STIBOR]/[NIBOR]/[CIBOR]/[Nordea Own Funds Rate] +/- [•] per cent. Floating Rate]
- [EURIBOR]/[LIBOR]/[STIBOR]/[NIBOR]/[CIBOR]/[Nordeas Upplåningsränta] +/- [•] procent Rörlig Ränta]
- [Inflation Linked]
- [Inflationslänkad]
- [Zero Coupon]
- [Nollkupong]
- [Rate Adjustment]
- [Räntjustering]
- [Coupon Bearing Notes]
- [Kupongbärande Lån]
- [Non-Tranched CLN Interest]
- [Non-Tranched CLN Ränta]
- [Tranched CLN Interest]
- [Tranched CLN Ränta]
- [Nth to Default CLN Interest]
- [Nth to Default CLN Ränta]

<sup>38</sup> Include where interest provisions are marked as "Not Applicable"

<sup>39</sup> Att inkluderas då räntebestämmelser angivits som "Inte Tillämpligt"

[Nth and Nth + 1 to Default CLN Interest]

[Nth and Nth + 1 to Default CLN Ränta]

[Capped Floor Float]

[Tak Golv Float]

[Cap Floor]

[Tak Golv]

[Cap Floor Spread]

[Tak Golv Spread]

[Range Accrual]

[Range Accrual]

[Range Accrual In/Out]

[Range Accrual In/Ut]

[Knockout Range Accrual]

[Knockout Range Accrual]

[Binary Cap/Floor]

[Binärt Tak/Golv]

[Binary Zero Coupon]

[Binär Nollkupong]

[Inverse Floater]

[Inverterad Floater]

[Autocallable Rate]

[Autocall Swap]

[Digital Long]

[Digital Long]

[Digital Short]

[Digital Short]

[Best of/Worst of Digital Long]

[Best of/Worst of Digital Long]

[Best of/Worst of Digital Short]

[Best of/Worst of Digital Short]

[Worst of Digital Memory Coupon 2]

[Worst of Digital Memory Coupon 2]

[Digital Podium Long]  
[Digital Podium Lång]  
[Digital Podium Short]  
[Digital Podium Kort]  
[Series of Digitals]  
[Serier av Digitala]  
[Cash Settled Swaption Straddle]  
[Cash Settled Swaption Straddle]  
[Power Cap/Floor]  
[Power Tak/Golv]  
[Compounding Floater]  
[Compounding Floater]  
[Lock-In 1]  
[Lock-In 1]  
[Lock-In 2]  
[Lock-In 2]  
[Snowball]  
[Snowball]  
[Accumulator]  
[Ackumulator]  
[Binary Accumulator]  
[Binär Ackumulator]  
[Contingent Cap/Floor]  
[Betingat Tak/Golv]  
[Dual Digital Cap]  
[Dubbel Digital Tak]  
[Dual Digital Floor]  
[Dubbel Digital Golv]  
[Binary Inflation Cap]  
[Binärt Inflationstak]  
[Binary Inflation Floor]  
[Binärt Inflationsgolv]

		[Binary Inflation Range]
		[Binärt Inflationsspänn]
		[Inflation Range Accrual]
		[Inflationsspänn Periodiserad]
		[Inflation Cap/Floor]
		[Inflation Tak/Golv]
		[Inflation Straddle]
		[Inflation Ömsesidig]
		[Inflation Cap Floor Spread]
		[Inflation Tak Golv Spread]
		[ZC Inflation Cap Floor]
		[ZC Inflation Tak Golv]
		[Inflation Linker 1]
		[Inflationslänkad 1]
		[Inflation Linker 2]
		[Inflationslänkad 2]
		[Strip of Call Spreads]
		[Strip of Call Spreads]
		(further particulars specified below)
		(ytterligare detaljer specificerade nedan)
18.	Combination of Interest Bases:	[Applicable/Not Applicable]
	Kombination av Räntebaser:	[Tillämpligt/Inte Tillämpligt]
	(i) Method of Combination:	[Single Basket Addition/Multiple Basket Addition/Alternative Calculation]
	Kombinationsmetod:	[Enskild Korgsammanlagning/Alternativ Uträkning]
	(ii) Relevant Condition(s) for determination of Interest Amount:	[Condition [•] will be applicable if Interest Barrier Level 1 is not exceeded on [any/the final] Interest Determination Date, Condition [•] will be applicable if Interest Barrier Level 1 is exceeded on [any/the final] Interest Determination Date but Interest Barrier Level 2 is not exceeded, Condition [•] will be applicable if Interest Barrier Level 2 is exceeded on [any/the final] Interest Determination Date but Interest Barrier Level [•] is not exceeded Condition [•] will be applicable if Interest Barrier Level [•] is exceeded on [any/the final] Interest Determination Date/Condition(s) [•] and [•] are

		applicable.]
	Relevanta Villkor för bestämmande av Räntebelopp:	[Villkor [•] ska vara tillämpligt om Räntebarriärnivå 1 överskrids på [en/slutlig] Räntebestämningdag men Räntebarriärnivå 2 inte överskrids, Villkor [•] ska vara tillämpligt om Räntebarriärnivå 2 överskrids på [en/slutlig] Räntebestämningdag men Räntebarriärnivå [•] inte överskrids Villkor [•] ska vara tillämpligt om Räntebarriärnivå [•] överskrids på [en/slutlig] Räntebestämningdag/Villkor [•] och [•] är tillämpliga.]
		[Condition [•] in respect of Basket A/Condition [•] in respect of Basket B etc.]
		[Villkor [•] beträffande Korg A/Villkor [•] beträffande Korg B etc.]
	• [Interest Barrier Level 1:]	[•]
	• [Räntebarriärnivå 1:]	[•]
	• [Interest Barrier Level 2:]	[•]
	• [Räntebarriärnivå 2:]	[•]
	• [Interest Barrier Level 3:]	[•]
	• [Räntebarriärnivå 3:]	[•]
19.	Method of calculating Basket Return for the purposes of Interest determination:	[Basket Long Structure/Basket Short Structure [in respect of Basket A/B]/Not Applicable]
	Metod för att beräkna Korgavkastningen för Räntebestämning:	[Basket Long Struktur/Basket Short Struktur [avseende Korg A/B]/Inte Tillämpligt]
20.	<b>Interest Deferral</b>	[Applicable/Not Applicable]
	<b>Uppskjuten Ränta</b>	[Tillämpligt/Inte Tillämpligt]
21.	<b>Fixed Rate Note Provisions</b>	[Applicable/Not Applicable]
	<b>Bestämmelser för Fast Ränta</b>	[Tillämpligt/Inte Tillämpligt]
	(i) Interest Rate:	[•] per cent. per annum
	(i) Räntesats:	[•] procent årligen
	(ii) Interest Payment Date(s):	[•] [in each year]
	(ii) Räntebetalningsdag(ar):	[•] [varje år]
	(iii) Interest Determination Date:	[[•]/Not Applicable]
	(iii) Räntebestämningdag:	[[•]/Inte Tillämpligt]
	(iv) Fixed Interest Amount:	[•] per Note of [•] Denomination/Not applicable.
	(iv) Bestämt Räntebelopp:	[•] per Lån av Valören [•]/Inte Tillämpligt]
	(v) Details of Irregular Interest	[[•] per Calculation Amount, payable on the Interest Payment Date falling [in/on] [•]/Not



	Amount(s):	Applicable]
(v)	Bestämmelser för Oregelbundna Räntebelopp:	[[•] per Beräkningsbelopp, att betalas på Räntebetalningsdagen som infaller [i/på] [•]/[Inte Tillämpligt]
(vi)	Day Count Fraction:	[[Actual/Actual (ICMA/ISDA)] / [Actual/365 (Fixed)] / [Actual 365 (Sterling)] / [Actual/360] / [30/360] / [30E/360]]
(vi)	Dagberäkningsmetod:	[[Faktisk/Faktisk (ICMA/ISDA)] / [Faktisk/365 (Fast)] / [Faktisk 365 (Sterling)] / [Faktisk/360] / [30/360] / [30E/360]]
22.	<b>Floating Rate Note Provisions</b>	[Applicable/Not Applicable]
	<b>Bestämmelser för Rörlig Ränta</b>	[Tillämpligt/Inte Tillämpligt]
(i)	Interest Payment Dates:	[•] [in each year]
(i)	Räntebetalningsdag(ar):	[•] [i varje år]
(ii)	Interest Determination Date:	[[•]/Not Applicable]
(ii)	Räntebestämningdag:	[[•]/Inte Tillämpligt]
(iii)	Issuing Agent:	[Not Applicable/[•]]
(iii)	Administrerande Institut:	[Inte Tillämpligt/[•]]
(iv)	Calculation Agent:	[Not Applicable/[•]]
(iv)	Beräkningsagent:	[Inte Tillämpligt/[•]]
(v)	Interest Base Rate:	[[EURIBOR]/[LIBOR]/[STIBOR]/[NIBOR]/[CIB OR]/[Nordea Own Funds Rate]]
(v)	Basränta:	[[EURIBOR]/[LIBOR]/[STIBOR]/[NIBOR]/[CIB OR]/[Nordeas Upplåningsränta]
(vi)	Designated Maturity:	[•]
(vi)	Avsedd Återbetalningsdag:	[•]
	• Alternative Designated Maturity	[[•]/Not Applicable/Applicable in respect of the [Short/Long] [initial/final] interest period from (and including) [date] to (but excluding) [date]].
	• Alternativ Avsedd Återbetalningsdag	[[•]/Inte Tillämpligt/ Tillämpligt såvitt avser den [korta/långa]/ [första/sista] ränteperioden från (och med) [datum] till (men exklusive) [datum]]
(vii)	Linear Interpolation:	[Applicable/Not Applicable/Applicable in respect of the [Short/Long] [initial/final] interest period from (and including) [date] to (but excluding) [date]].
(vii)	Linjär Interpolering:	[Tillämpligt/Inte Tillämpligt/ Tillämpligt såvitt avser den [korta/långa]/ [första/sista] ränteperioden från (och med) [datum] till (men exklusive) [datum]]

	• Alternative Maturity 1	[[•]/Not Applicable]
	• Alternativ Återbetalningsdag 1	[[•]/Inte Tillämpligt]
	• Alternative Maturity 2	[[•]/Not Applicable]
	• Alternativ Återbetalningsdag 2	[[•]/Inte Tillämpligt]
(viii)	Screen Page:	[•]
(viii)	Skärmsida:	[•]
(ix)	Interest Margin(s):	[+/-][•] per cent. per annum
(ix)	Räntemarginal(er):	[+/-][•] procent årligen
(x)	FRN Participation Ratio	[•] per cent.
(x)	FRN Deltagandegrad	[•] procent
(xi)	Day Count Fraction:	[[Actual/Actual (ICMA/ISDA)] / [Actual/365 (Fixed)] / [Actual 365 (Sterling)] / [Actual/360] / [30/360] / [30E/360]]
(xi)	Dagberäkningsmetod:	[[Faktisk/Faktisk (ICMA/ISDA)] / [Faktisk/365 (Fast)] / [Faktisk 365 (Sterling)] / [Faktisk/360] / [30/360] / [30E/360]]
(xii)	Maximum Interest Rate:	[[•]/Not Applicable]
(xii)	Högsta Räntesats:	[[•]/Inte Tillämpligt]
(xiii)	Minimum Interest Rate:	[[•]/Not Applicable]
(xiii)	Lägsta Räntesats:	[[•]/Inte Tillämpligt]
23.	<b>Zero Coupon Note Provisions</b>	[Applicable/Not Applicable]
	<b>Bestämmelser för Nollkupongslån</b>	[Tillämpligt/Inte tillämplig]
	Reference Yield:	[•] per cent. per annum
	Referensavkastning:	[•] procent årligen
24.	<b>Inflation-Linked Interest Note Provisions</b>	[Applicable/Not Applicable]
	<b>Bestämmelser för Inflationslänkade Räntebärande Lån</b>	[Tillämpligt/Inte Tillämpligt]
(i)	Interest Rate:	[Fixed Rate Note Provisions (further details specified in paragraph 21)/Floating Rate Note Provisions (further details specified in paragraph 22)]
(i)	Räntesats:	[Bestämmelser om Lån med Fast Ränta (ytterligare detaljer specificerade i punkt 21)/Bestämmelser om Lån med Rörlig Ränta (ytterligare detaljer specificerade i punkt 22)]

(ii)	Base Index/CPI:			
(ii)	Bas Index/CPI:			
		• Relevant date:	[•]	
		• Relevant datum:	[•]	
		• Relevant time:	[•] [a.m./p.m.]	
		• Relevant tid:	[•] [a.m./p.m.]	
25.	<b>Rate Adjustment Note Provisions</b>			[Applicable/Not Applicable]
	<b>Bestämmelser för Kursjusterade Lån</b>			[Tillämpligt/Inte Tillämpligt]
	Provisions relating to the adjustment of the Interest Rate:	The Interest Basis will be [•] from [and including/but excluding] [•] to [and including/but excluding] the Interest Payment Date falling in [•], and [•] from [and including/but excluding] the Interest Payment Date falling in [•] up to ([and including/but excluding]) the Redemption Date.		
	Bestämmelser relaterade till justering av Räntesatsen:	Räntebasen ska vara [•] från [och med/men exklusive] [•] till [och med/men exklusive] Räntebetalningsdagen som infaller [•], och [•] från [och med/men exklusive] Räntebetalningsdagen som infaller [•] till [och med/men exklusive] Återbetalningsdagen.		
26.	<b>Coupon Bearing Note Provisions</b>			[Applicable/Not Applicable]
	<b>Bestämmelser för Kupongbärande Autocall-lån</b>			[Tillämpligt/Inte Tillämpligt]
(i)	Valuation Date(s):			<b>Averaging Dates relevant to applicable Valuation Date</b>
				<b>Medelvärdesberäkningss dagar som är relevanta för tillämplig Värderingsdag</b>
		<b>Reference Asset</b>	<b>Valuation Date(s)</b>	<b>Valuation Date Averaging</b>
		<b>Referens-tillgång</b>	<b>Värderingsdag(ar)</b>	<b>Värderingsdag Medelvärdesberäkningssdag</b>
(i)	Värderingsdag(ar):			[Applicable/Not Applicable]
		[•]	[•]	[[•]/Not Applicable]
				[Tillämpligt/Inte Tillämpligt]
		[•]	[•]	[[•]/Not Applicable]
				[Tillämpligt/Inte Tillämpligt]

/Inte  
Tillämpligt]

(ii)	Coupon Barrier Level(s):	[•]
(ii)	Kuponbarriärnivå(er):	[•]
(iii)	Interest Payment Date(s):	[•] in each year
(iii)	Räntebetalningsdag(ar):	[•] varje år
(iv)	Flat Coupon:	[Applicable/Not Applicable/Applicable if Coupon Barrier [•] is reached [and Coupon Barrier [•] is not reached]]
(iv)	Flat Kupong:	[Tillämpligt/Inte Tillämpligt/Tillämpligt om Kupongbarriär [•] uppnås [och Kupongbarriär [•] inte uppnås]]
(v)	Memory Coupon:	[Applicable/Not Applicable/Applicable if Coupon Barrier [•] is reached [and Coupon Barrier [•] is not reached]]
(v)	Memory Kupong:	[Tillämpligt/Inte Tillämpligt/Tillämpligt om Kupongbarriär [•] uppnås [och Kupongbarriär [•] inte uppnås]]
(vi)	Plus Flat Coupon:	[Applicable/Not Applicable/Applicable if Coupon Barrier [•] is reached [and Coupon Barrier [•] is not reached]]
(vi)	Plus Flat Kupong:	[Tillämpligt/Inte Tillämpligt/Tillämpligt om Kupongbarriär [•] uppnås [och Kupongbarriär [•] inte uppnås]]
(vii)	Plus Memory Coupon:	[Applicable/Not Applicable/Applicable if Coupon Barrier [•] is reached [and Coupon Barrier [•] is not reached]]
(vii)	Plus Memory Kupong:	[Tillämpligt/Inte Tillämpligt/Tillämpligt om Kupongbarriär [•] uppnås [och Kupongbarriär [•] inte uppnås]]
(viii)	Coupon Rate(s):	[[•] if Coupon Barrier [•] is reached/Not Applicable]
(viii)	Kupongnivå(er):	[[•] om Kupongbarriär [•] uppnås/Inte Tillämpligt]
(ix)	Basket Rate:	[Applicable/Not Applicable]
(ix)	Korgnivå:	[Tillämpligt/Inte Tillämpligt]
(x)	Best of/Worst of Rate:	[Applicable/Not Applicable]
(x)	Best of/Worst of Kurs:	[Tillämpligt/Inte Tillämpligt]
(xi)	N:	[[•]/Not Applicable]
(xi)	N:	[[•]/Inte Tillämpligt]

27.	<b>CLN Interest Provisions</b>	[Applicable/Not Applicable]
	<b>Bestämmelser för CLN Ränta</b>	[Tillämpligt/Inte Tillämpligt]
(i)	Interest Rate:	[Fixed Rate Note Provisions (further details specified in paragraph 21)/Floating Rate Note Provisions (further details specified in paragraph 22)]
(i)	Räntesats:	[Bestämmelser om Lån med Fast Ränta (ytterligare detaljer specificerade i punkt 21)/Bestämmelser om Lån med Rörlig Ränta (ytterligare detaljer specificerade i punkt 22)]
(ii)	Determination Date Exposure:	[Applicable/Not Applicable]
	• [Number of Business Days:	[[•]/The Observation Date shall be the relevant Interest Payment Date]]
	• [Antal Bankdagar:	[[•]/Observationsdagen ska vara den relevanta Räntebetalningsdagen]]
(ii)	Bestämningdag Exponering:	[Tillämpligt/Inte Tillämpligt]
(iii)	Weighted Average Exposure:	[Applicable/Not Applicable]
(iii)	Viktad Genomsnittlig Exponering:	[Tillämpligt/Inte Tillämpligt]
(iv)	Tranche Attachment Point	[[•]/Not Applicable]
(iv)	Fästpunkt Tranche:	[[•]/Inte Tillämpligt]
(v)	Tranche Detachment Point:	[[•]/Not Applicable]
(v)	Avskiljningspunkt Tranche:	[[•]/Inte Tillämpligt]
(vi)	Fixed Recovery Value:	[[•]/Not Applicable]
(vi)	Fast Återbetalningsbelopp:	[[•]/Inte Tillämpligt]
(vii)	Market Recovery Value:	[Applicable/Not Applicable]
(vii)	Marknadsåtervinningsvärde:	[Tillämpligt/Inte Tillämpligt]
(viii)	N:	[[•]/Not Applicable]
(viii)	N:	[[•]/Inte Tillämpligt]
(ix)	Observation Date(s):	[[•]/Not Applicable/the day falling [•] Business Days prior to each Interest Payment Date]
(ix)	Observationsdag(ar):	[[•]/Inte Tillämpligt/dagen som infaller [•] Bankdagar före varje Räntebetalningsdag]
(x)	Credit Event Ranked Basket Participation (Interest):	[Applicable/Not Applicable]
(x)	Kredithändelserankad Korgandel (Ränta):	[Tillämpligt/Inte Tillämpligt]
	• Credit Event Ranked	<b>Credit Event (in order Weighting</b>

Weight:	<i>of occurrence</i>	<b>Kredithändelse (i kronologisk ordning)</b>	<b>Viktning</b>
• Kredithändelserankad vikt:	1		[•]%
	2		[•]%
	3		[•]%
	N		[•]%
(xi) Possible Repudiation Moratorium Amount:		[Applicable/Not Applicable]	
(xi) Belopp för Potentiellt Avstående Moratorium:		[Tillämpligt/Inte Tillämpligt]	
(xii) Restructuring Amount:		[Applicable/Not Applicable]	
(xii) Belopp för Omläggning av Skulder:		[Tillämpligt/Inte Tillämpligt]	
(xiii) Replacement Reference Entity:		[Applicable/Not Applicable]	
(xiii) Belopp för Ersättande Referenstillgång:		[Tillämpligt/Inte Tillämpligt]	
(xiv) Obligation Acceleration Amount:		[Applicable/Not Applicable]	
(xiv) Belopp för Uppsägning av Åtagande:		[Tillämpligt/Inte Tillämpligt]	
(xv) Failure to Pay Amount:		[Applicable/Not Applicable]	
(xv) Belopp för Utebliven Betalning:		[Tillämpligt/Inte Tillämpligt]	
(xvi) Credit Events:		[[Failure to Pay/ Restructuring/ Bankruptcy/ Governmental Intervention/ Repudiation/ Moratorium/ Obligation Acceleration]/ Not Applicable]	
(xvi) Kredithändelser:		[[Utebliven Betalning/ Omläggning av Skulder/ Insolvensförarande Myndighetsingripande/ Avstående/ Moratorium/ Uppsägning av Åtagande]/ Inte Tillämpligt]	
(xvii) Default Requirement:		[[•]/Not Applicable]	
(xvii) Defaultkrav:		[[•]/Inte Tillämpligt]	
28. <b>Digital Interest Provisions</b>		[Applicable/Not Applicable]	
<b>Bestämmelser om Digital Ränta</b>		[Tillämpligt/Inte Tillämpligt]	
(i) Interest Determination Date:		[[•]/Not Applicable]	
(i) Räntebestämningdag:		[[•]/Inte Tillämpligt]	
(ii) Interest Payment Date(s):		[[•]/Not Applicable]	

(ii)	Räntebalningsdag(ar):	[[•]/Inte Tillämpligt]
(iii)	Strike Level:	[[•]/Not Applicable]
(iii)	Lösenprisnivå:	[[•]/Inte Tillämpligt]
(iv)	Coupon:	[•]
(iv)	Kupong:	[•]
(v)	Coupon 2:	[[•]/Not Applicable]
(v)	Kupong 2:	[[•]/Inte Tillämpligt]
(vi)	N:	[[•]/Not Applicable]
(vi)	N:	[[•]/Inte Tillämpligt]
(vii)	Barrier Level:	[[•]/Not Applicable]
(vii)	Barriärnivå:	[[•]/Inte Tillämpligt]
(viii)	Basket Strike Level:	[[•]/Not Applicable]
(viii)	Korglösennivå:	[[•]/Inte Tillämpligt]
(ix)	Observation Date(s):	[[•]/Each Scheduled Trading Day up to and including the Interest Determination Date/Not Applicable]
(ix)	Observationsdag(ar):	[[•]/Varje Planerad Handelsdag fram till och med Räntebestämningdagen/Inte Tillämpligt]
(x)	Valuation Time:	[[•]/Not Applicable]
(x)	Värderingstidpunkt:	[[•]/Inte Tillämpligt]

Reference Asset (Interest)	Valuation Time
Referenstillgång (Ränta)	Värderingstidpunkt
[•]	[•]
[•]	[•]
[•]	[•]

29. **Additional Interest Provisions** [Applicable/Not Applicable]

**Ytterligare Räntebestämmelser** [Tillämpligt/Inte Tillämpligt]

(i)	Interest Determination Date:	[[•]/Not Applicable]
	Räntebestämningdag:	[[•]/Inte Tillämpligt]
(ii)	Interest Payment Date(s):	[[•]/Not Applicable]
	Räntebalningsdag(ar):	[[•]/Inte Tillämpligt]
(iii)	Day Count Fraction:	[[Actual/Actual (ICMA/ISDA)] / [Actual/365 (Fixed)] / [Actual 365 (Sterling)] / [Actual/360] / [30/360] / [30E/360]]

	Dagberäkningsmetod:	[[Faktisk/Faktisk (ICMA/ISDA)] / [Faktisk/365 (Fast)] / [Faktisk 365 (Sterling)] / [Faktisk/360] / [30/360] / [30E/360]]
(iv)	Reference Rate:	[[•]/Not Applicable]
	Referensränta:	[[•]/Inte Tillämpligt]
(v)	(Reference Rate 2:	[[•]/Not Applicable]
	Referensränta 2:	[[•]/Inte Tillämpligt]
(vi)	Spread:	[[•]/Not Applicable]
	Spread:	[[•]/Inte Tillämpligt]
(vii)	Cap Strike:	[[•]/Not Applicable]
	Lösenpristak:	[[•]/Inte Tillämpligt]
(viii)	Floor Strike:	[[•]/Not Applicable]
	Lösenprisgolv:	[[•]/Inte Tillämpligt]
(ix)	Cap Value:	[1/-1/0/Not Applicable]
	Takvärde:	[1/-1/0/Inte Tillämpligt]
(x)	Floor Value:	[1/-1/0/Not Applicable]
	Golvvärde Value:	[1/-1/0/Inte Tillämpligt]
(xi)	Leverage (Cap):	[[•]/Not Applicable]
	Hävstång (Tak):	[[•]/Inte Tillämpligt]
(xii)	Leverage (Floor):	[[•]/Not Applicable]
	Hävstång (Golv):	[[•]/Inte Tillämpligt]
(xiii)	Cap Strike Upper:	[[•]/Not Applicable]
	Lösenpristak Högre:	[[•]/Inte Tillämpligt]
(xiv)	Cap Strike Lower:	[[•]/Not Applicable]
	Lösenpristak Lägre:	[[•]/Inte Tillämpligt]
(xv)	Floor Strike Upper:	[[•]/Not Applicable]
	Lösenprisgolv Högre:	[[•]/Inte Tillämpligt]
(xvi)	Floor Strike Lower:	[[•]/Not Applicable]
	Lösenprisgolv Lägre:	[[•]/Inte Tillämpligt]
(xvii)	Strike Upper:	[[•]/Not Applicable]
	Lösenpris Högre:	[[•]/Inte Tillämpligt]
(xviii)	Strike 2	[[•]/Not Applicable]
	Lösenpris 2	[[•]/Inte Tillämpligt]



(xix)	Strike Lower:	[[•]/Not Applicable]
	Lösenpris Lägre:	[[•]/Inte Tillämpligt]
(xx)	K:	[[•]/Not Applicable]
	K:	[[•]/Inte Tillämpligt]
(xxi)	N:	[[•]/Not Applicable]
	N:	[[•]/Inte Tillämpligt]
(xxii)	W:	[[•]/Not Applicable]
	W:	[[•]/Inte Tillämpligt]
(xxiii)	X:	[[•]/Not Applicable]
	X:	[[•]/Inte Tillämpligt]
(xxiv)	Y:	[[•]/Not Applicable]
	Y:	[[•]/Inte Tillämpligt]
(xxv)	Z:	[[•]/Not Applicable]
	Z:	[[•]/Inte Tillämpligt]
(xxvi)	Maximum Interest Rate:	[[•]/Not Applicable]
	Högsta Räntesats:	[[•]/Inte Tillämpligt]
(xxvii)	Gearing:	[[•]/Not Applicable]
	Gearing:	[[•]/Inte Tillämpligt]
(xxviii)	Coupon:	[[•]/Not Applicable]
	Kupong:	[[•]/Inte Tillämpligt]
(xxix)	Coupon Barrier Level(s):	[[•]/Not Applicable] [The Autocall Condition will be satisfied if the Reference Rate [exceeds/equals/is below] the Coupon Barrier Level]
	Kupongbarriärnivå(er):	[[•]/Inte Tillämpligt] [Autocall-Villkoret uppfylls om Referenskursen [överstiger/är lika med/understiger] Kupongbarriärnivån]
(xxx)	Minimum Basket Return:	[[•]/Not Applicable]
	Minsta Korgavkastning:	[[•]/Inte Tillämpligt]
(xxxi)	Gearing Payer:	[[•]/Not Applicable]
	Gearing Payer:	[[•]/Inte Tillämpligt]
(xxxii)	Gearing Receiver:	[[•]/Not Applicable]
	Gearing Receiver:	[[•]/Inte Tillämpligt]
(xxxiii)	Payer Strike:	[[•]/Not Applicable]

	Payer Strike:	[[•]/Inte Tillämpligt]
(xxxiv)	Receiver Strike:	[[•]/Not Applicable]
	Receiver Strike:	[[•]/Inte Tillämpligt]
(xxxv)	Power Factor:	[[•]/Not Applicable]
	Powerfaktor	[[•]/Inte Tillämpligt]
(xxxvi)	Fixed Rate:	[[•]/Not Applicable]
	Fast ränta:	[[•]/Inte Tillämpligt]
(xxxvii)	Flag:	[[•]/Not Applicable]
	Flagga:	[[•]/Inte Tillämpligt]
(xxxviii)	Tenor:	[[•]/Not Applicable]
	Löptid:	[[•]/Inte Tillämpligt]
(xxxix)	Gearing Cap:	[[•]/Not Applicable]
	Gearing Tak:	[[•]/Inte Tillämpligt]
(xl)	Gearing Floor:	[[•]/Not Applicable]
	Gearing Golv:	[[•]/Inte Tillämpligt]
(xli)	Inflation Index:	[[•]/Not Applicable]
	Inflationsindex:	[[•]/Inte Tillämpligt]
(xlii)	Valuation Date(s):	[[•]/Not Applicable]
	Värderingsdag(ar):	[[•]/Inte Tillämpligt]

<b>Reference Asset (Interest)</b>	<b>Valuation Date(s)</b>	<b>Valuation Date Averaging</b>	<b>Averaging Dates relevant to applicable Valuation Date</b>
<b>Referenstillgång (Ränta)</b>	<b>Värderingsdag(ar)</b>	<b>Värderingsdag(ar) Medelvärdesberäkning</b>	<b>Medelvärdesberäkningssdaggar som är relevanta för tillämplig Värderingsdag</b>
		[Applicable /Not Applicable]	[[•]/Not Applicable]
[•]	[•]	[Tillämpligt/Inte Tillämpligt]	[[•]/Inte Tillämpligt]
[•]	[•]	[Applicable /Not	[[•]/Not

Applicable] Applicable]  
 [Tillämplig t/Inte Tillämpligt  
 Tillämpligt ]

(xlili) Valuation Time: [[•]/Not Applicable]  
 Värderingstidpunkt: [[•]/Inte Tillämpligt]

Reference Asset (Interest) Referenstillgång (Ränta)	Valuation Time Värderingstidpunkt
[•]	[•]
[•]	[•]
[•]	[•]

30. Provisions relating to FX Components (Interest)

Bestämmelser för Valutakomponenter (Ränta)

FX Component (Interest): [Applicable/Not Applicable/Applicable to the following Interest Payment Dates: [•]]

Valutakomponent (Ränta): [Tillämpligt/Inte Tillämpligt/Tillämpligt om på följande Räntebetalningsdagar: [•]]

- FX Rate (Interest): [[•]/Not Applicable]
- Valutakurs (Ränta): [[•]/Inte Tillämpligt]
- Initial FX Valuation Date(s) (Interest): [[•]/Not Applicable]
- Startdag Valuta (Ränta): [[•]/Inte Tillämpligt]

Reference Asset Referenstillgång	Initial FX Valuation Date(s) (Interest) Startdag Valuta (Ränta)
[•]	[•]
[•]	[•]
[•]	[•]

- FX Valuation Date(s) (Interest): [[•]/Not Applicable]
- Värderingsdag Valuta (Ränta): [[•]/Inte Tillämpligt]

	<b>Reference Asset</b>	<b>FX Valuation Date(s) (Interest)</b>
	<b>Referenstillgång</b>	<b>Värderingsdag Valuta (Ränta)</b>
	[•]	[•]
	[•]	[•]
	[•]	[•]
• FX Valuation Time (Interest):		[[•]/Not Applicable]
• Värderingstidpunkt Valuta (Ränta):		[[•]/Inte Tillämpligt]
• FX Factor (Interest) Long/Short:		[FX Factor (Interest) Long/FX Factor (Interest) Short/Not Applicable]
• Valutafaktor Long/Short:		[Valutafaktor (Ränta) – Long/Valutafaktor (Ränta) – Short/Inte Tillämpligt]
• Initial FX Rate (Interest):		[[•]/As set out in the Base Prospectus]
• Valutastartkurs (Ränta):		[[•]/Såsom framgår av Grundprospektet]
• Final FX Rate (Interest):		[[•]/As set out in the Base Prospectus]
• Valutaslutkurs (Ränta):		[[•]/Såsom framgår av Grundprospektet]
<b>III. ADDITIONAL PROVISIONS RELATING TO REDEMPTION</b>		<b>[APPLICABLE/NOT APPLICABLE]</b>
		[Items 31 to 39 have been intentionally omitted] <sup>40</sup>
<b>YTTERLIGARE BESTÄMMELSER FÖR ÅTERBETALNING</b>		<b>[TILLÄMPLIGT/INTE TILLÄMPLIGT]</b>
		[Punkterna 31 till 39 har medvetet utelämnats] <sup>41</sup>
31. Applicable performance structures:		["Basket Long" structure]
Tillämpliga strukturer för värdeutveckling:		["Basket Long" struktur]
		["Basket Short" structure]
		["Basket Short" struktur]
		["Barrier outperformance" structure]
		["Barriär outperformance" struktur]
		["Barrier underperformance" structure]
		["Barriär underperformance" struktur]
		["Best of/Worst of Barrier Outperformance" structure]

<sup>40</sup> Insert where additional redemption provisions are marked as Not Applicable.

<sup>41</sup> Att inkluderas då ytterligare bestämmelser för återbetalning angivits som Inte Tillämpligt.

["Best of/Worst of Barriär Outperformance" struktur]

["Best of/Worst of Barrier Underperformance" structure]

["Best of/Worst of Barriär Underperformance" struktur]

["Autocallable Structure Long"]

["Autocallstruktur Long"]

["Autocallable Structure Short"]

["Autocallstruktur Short"]

["Replacement Basket" structure]

["Ersättningskorg" struktur]

["Locally Capped Basket" structure]

["Lokalt Begränsad Korg" struktur]

["Rainbow Basket" structure]

["Rainbow" struktur]

["Booster Short" structure]

["Booster Kort" struktur]

["Booster Long" structure]

["Booster Long" struktur]

["Booster Risk Barrier Short" structure]

["Booster Risk Barriär Short" struktur]

["Booster Risk Barrier Long" structure]

["Booster Risk Barriär Long" struktur]

["Twin Win" structure]

["Twin Win" struktur]

["Bonus Booster Short" structure]

["Bonus Booster Short" struktur]

["Bonus Booster Long" structure]

["Bonus Booster Long" struktur]

["Cliquet" structure]

["Cliquet" struktur]

["Reverse Cliquet" structure]

["Omvänd Periodsumme" struktur]

["Replacement Cliquet" structure]

["Ersättning Periodsumme" struktur]

["Reverse Replacement Cliquet" structure]

["Omvänd Ersättande Periodsumme" struktur]

["Rainbow Replacement Cliquet" structure]

["Regnbåge Ersättande Periodsumme" struktur]

["Reverse Convertible" structure]

["Omvänd Konvertibel" struktur]

["Reverse Convertible Risk Barrier" structure]

["Omvänd Konvertibel Riskbarriär" struktur]

["Best of/Worst of Reverse Convertible" structure]

["Best of/Worst of Omvänd Konvertibel" struktur]

[Up and In Option]

[Up and In Option]

[Up and Out Option]

[Up and Out Option]

[Worst of Down and Out Basket Option]

[Worst of Down and Out Basket Option]

[Down and Out Basket Option]

[Down and Out Korg Option]

[Worst of Digital Memory Coupon 1]

[Worst of Digital Memory Kupong 1]

[Worst of Call Option]

[Worst of Call Option]

[Outperformance Option [Long Against Short/Long Against Long]]

[Outperformance Option [Long Against Short/Long Against Long]]

["Non-Tranched CLN" structure]

["Non-Tranched CLN" struktur]

["Tranched CLN" structure]

["Tranched CLN" struktur]

["Nth to Default CLN" structure]  
["Nth to Default CLN" struktur]  
["Nth and Nth + 1 Default CLN" structure]  
["Nth and Nth + 1 Default CLN" struktur]  
["Option CLN" structure]  
["Option CLN"-struktur]  
["Digital Long" structure]  
["Digital Long" struktur]  
["Digital Short" structure]  
["Digital Kort" struktur]  
["Worst of Digital Long" structure]  
["Worst of Digital Long" struktur]  
["Worst of Digital Short" structure]  
["Worst of Digital Short" struktur]  
["Series of Digitals" structure]  
["Serier av Digitala"-struktur]  
["Delta 1" structure]  
["Delta 1" struktur]  
["Inflation Linker 2]  
["Inflationslänkad 2]  
["Barrier Outperformance" Structure 2]  
["Barrier Outperformance" Struktur 2]  
["Barrier Underperformance" Structure 2]  
["Barrier Underperformance" Struktur 2]  
["Target Volatility" Structure]  
["Eftersträvad Volatilitet" Struktur]  
["Down and in Option" structure]  
["Down and in Option"-struktur]  
["Booster Risk Barrier 2" structure]  
["Booster Risk Barrier 2"-struktur]  
["Autocallable Rate" structure]  
["Autocallable-nivå"-struktur]

32.	Method of calculating Basket Return for the purposes of applicable Performance Structure:	[Basket Long Structure/Basket Short Structure/ Not Applicable] Basket A: Basket Long/Short Structure] [Basket B: Basket Long/Short Structure]
	Metod för att beräkna Korgavkastningen för tillämplig Värdeutvecklingsstruktur:	[Basket Long Struktur/Basket Short Struktur/ Inte Tillämpligt] [Korg A: Basket Long/Short Struktur] [Korg B: Basket Long/Short Struktur]
33.	Combination of structures:	[Addition/Alternative Calculation]
	Kombinationer av strukturer:	[Sammanslagning/Alternativ Uträkning]
	(i) Method of Combination:	[Addition/Subtraction/Alternative Calculation]
	Kombinationsmetod:	[Sammanslagning/Subtraktion/Alternativ Uträkning]
	(ii) Additional Amount Basket A:	[Not Applicable/the [•] structure]
	Tilläggsbelopp Korg A:	[Inte Tillämpligt/[•] strukturen]
	(iii) Additional Amount Basket B:	[Not Applicable/the [•] structure]
	Tilläggsbelopp Korg B:	[Inte Tillämpligt/[•] strukturen]
	(iv) (Relevant Condition(s) for determination of Redemption Amount:	[Condition [•] will be applicable if Barrier Level 1 is not exceeded on [any/the final] Valuation Date, Condition [•] will be applicable if Barrier Level 1 is exceeded on [any/the final] Valuation Date but Barrier Level 2 is not exceeded, Condition [•] will be applicable if Barrier Level 2 is exceeded on [any/the final] Valuation Date but Barrier Level [•] has not been exceeded... Condition [•] will be applicable if Barrier Level [•] is exceeded on [any/the final] Valuation Date/Condition(s) [•] and [•] are applicable and the following Performance Percentages shall apply:
	Relevanta Villkor bestämmande Återbetalningsbeloppet:	för av [Villkor [•] ska vara tillämpligt om Barriärnivå 1 inte överskrids på [en/slutlig] Värderingsdag, Villkor [•] ska vara tillämpligt om Barriärnivå 1 överskrids på [en/slutlig] Värderingsdag men Barriärnivå 2 inte överskrids, Villkor [•], ska vara tillämpligt om Barriärnivå 2 överskrids på [en/slutlig] Värderingsdag men Barriärnivå [•] inte överskrids... Villkor [•] ska vara tillämpligt om Barriärnivå [•] överskrids på [en/slutlig] Värderingsdag/Villkor [•] och [•] är tillämpliga och följade Värdeutvecklingsprocentsats ska tillämpas:



	<b>Basket</b>	<b>Performance Structure</b>	<b>Performance Percentage</b>
	<b>Korg</b>	<b>Värdeutvecklingsstruktur</b>	<b>Värdeutveckling Procent</b>
	[Basket A/Single Basket]		
	[Korg A/Enskild Korg]	[•]	[•]
	[Basket B]		
	[Korg B]	[•]	[•]
	[Basket [•]]		
	[Korg [•]]	[•]	[•]
34. <b>Performance structure-related items:</b>	[Applicable/Not Applicable]		
<b>Värdeutvecklingsstruktur-relaterade punkter:</b>	[Tillämpligt/Inte Tillämpligt]		
<i>Dates and Times</i>			
<i>Datum och tid</i>			
(i) Initial Valuation Date(s):	[[•]Not Applicable]		
Startdag:	[[•]Inte Tillämpligt]		
			<b>Averaging Dates relevant to applicable Valuation Date</b>
			<b>Medelvärdesberäkningss dagar som är relevanta för tillämplig Värderings dag</b>
		<b>Initial Valuation Date Averaging Startdag Medelvärdesberäkning</b>	
		[Applicable/Not Applicable]	[[•]/Not Applicable]
	[•]	[•]	[Tillämpligt/Inte Tillämpligt]
			[[•]/Inte Tillämpligt]

			[Applicable /Not Applicable]	[[•]/Not Applicable]
	[•]	[•]	[Tillämpligt/Inte Tillämpligt]	[[•]/Inte Tillämpligt]
(ii)	Valuation Date(s):			[[•]/Not Applicable]
	Värderingsdag(ar):			[[•]/Inte Tillämpligt]

[The relevant Valuation Date(s) for comparing the Baset Return to the [Initial Basket Level/Barrier Level 1/Barrier Level 2] are:]

[Relevant(a) Värderingsdag(ar) för att jämföra Korgavkastningen med [Korgs Startvärde/Barriärnivå 1/Barriärnivå 2] är:]

<u>Reference Asset</u>	<u>Valuation Date(s)</u>	<u>Valuation Date Averaging</u>	<u>Averaging Dates relevant to applicable Valuation Date</u>
<u>Referenstillgång</u>	<u>Värderingsdag(ar)</u>	<u>Medelvärdesberäkning</u>	<u>Medelvärdesberäkningss dagar som är relevanta för tillämplig Värderingsdag</u>
		[Applicable /Not Applicable]	[[•]/Not Applicable]
[•]	[•]	[Tillämpligt/Inte Tillämpligt]	[[•]/Inte Tillämpligt]
		[Applicable /Not Applicable]	[[•]/Not Applicable]
[•]	[•]	[Tillämpligt/Inte Tillämpligt]	[[•]/Inte Tillämpligt]

(iii)	Twin-Win Valuation Date(s):	[•] if the Initial Basket Level is reached or exceeded on the relevant Valuation Date(s), [•] if Barrier Level 1 is reached or exceeded on the relevant Valuation Date(s), [•] if Barrier Level 2 is reached or exceeded on the relevant Valuation Date(s), [•] if Barrier Level N is reached or exceeded on the relevant Valuation Date(s).
	Twin-Win Värderingsdag(ar):	[•] om Korgs Startvärde nåtts eller överskridits på den eller de relevanta Värderingsdagarna, [•] om

Barriärnivå 1 nåtts eller överskridits på den eller de relevanta Värderingsdagarna, [•] om Barriärnivå 2 nåtts eller överskridits på den eller de relevanta Värderingsdagarna, [•] om Barriärnivå N nåtts eller överskridits på den eller de relevanta Värderingsdagarna, [•].

- (iv) Valuation Time: [[•]/Not Applicable]  
 Värderingstidpunkt: [[•]/Inte Tillämpligt]

Reference Asset	Valuation Time
<u>Referenstillgång</u>	<u>Värderingstidpunkt</u>
[•]	[•]
[•]	[•]
[•]	[•]

- (v) Rebalancing Date: [[•]/Not Applicable]  
 Ombalanseringsdag: [[•]/Inte Tillämpligt]
- (vi) Scheduled Redemption Date: [[•]/Not Applicable]  
 Planerad Återbetalningsdag: [[•]/Inte Tillämpligt]
- (vii) Back Stop Date: [[•]/Not Applicable]  
 Back Stop-Datum: [[•]/Inte Tillämpligt]
- (viii) Observation Date(s): [[•]/Not Applicable]  
 Observationsdag(ar): [[•]/Inte Tillämpligt]
- (ix) Observating Date Averaging: [[•]/Not Applicable]  
 Observationsdag  
 Medelvärdesberäkning: [[•]/Inte Tillämpligt]

Reference Asset	Observation Date(s)	Observation Date Averaging	Observation Date Averaging	Averaging Dates relevant to applicable Observation Date
<u>Referenstillgång</u>	<u>Observationsdag(ar)</u>	<u>Observationsdag</u>	<u>Medelvärdesberäkning</u>	<u>Medelvärdesberäkningss dagar som är relevanta för tillämplig Observation Date</u>
		[Applicable/Not Applicable]		[[•]/Not Applicable]

	[•]	[•]	[Tillämpligt/Inte Tillämpligt]	[[•]/Inte Tillämpligt]
			[Applicable/Not Applicable]	[[•]/Not Applicable]
	[•]	[•]	[Tillämpligt/Inte Tillämpligt]	[[•]/Inte Tillämpligt]
(x)	Risk Barrier Observation Date(s):			
	Riskbarriärobservationsdag(ar):			

Reference Asset Referenstillgång	Risk Barrier Observation Date(s) Riskbarriärobservationsdag(ar)	Risk Barrier Observation Date Averaging Riskbarriärobservationsdag Medelvärdesberäkning	Averaging Dates relevant to Risk Barrier Observation Date Medelvärdesberäkningssdagar som är relevanta för tillämplig Riskbarriärobservationsdag
[•]	[•]	[Applicable/Not Applicable]	[[•]/Not Applicable]
		[Tillämpligt/Inte Tillämpligt]	[[•]/Inte Tillämpligt]
[•]	[•]	[Applicable/Not Applicable]	[[•]/Not Applicable]
		[Tillämpligt/Inte Tillämpligt]	[[•]/Inte Tillämpligt]

*Amounts and Values*

*Belopp och Värden*

(xi)	Participation Ratio:	[[•]/Not Applicable]
	Deltagandegrad:	[[•]/Inte Tillämpligt]
(xii)	Participation Ratio 2:	[[•]/Not Applicable]
	Deltagandegrad 2:	[[•]/Inte Tillämpligt]

(xiii)	Participation Ratio 3:			[[•]/Not Applicable]																					
	Deltagandegrad 3:			[[•]/Inte Tillämpligt]																					
(xiv)	Initial Price:			[[•]/as set out in the Conditions]																					
	Startkurs:			[[•]/såsom framgår av Villkoren]																					
(xv)	Final Price:			[[•]/as set out in the Conditions]																					
	Slutkurs:			[[•]/såsom framgår av Villkoren]																					
(xvi)	Initial Basket Level:			[[•]/Not Applicable]/[•] in respect of Basket A and [•] in respect of Basket B																					
	Korg Startvärde:			[[•]/Inte Tillämpligt]/[•] för Korg A och [•] för Korg B																					
(xvii)	Basket Strike Level:			[[•]/Not Applicable]																					
	Korglösennivå:			[[•]/Inte Tillämpligt]																					
(xviii)	Basket Floor:			[Applicable/Not Applicable]																					
	Korggolv:			[Tillämpligt/Inte Tillämpligt]																					
(xix)	Minimum Basket Return:			[[•]/Not Applicable]																					
	Lägsta Korgavkastning:			[[•]/Inte Tillämpligt]																					
(xx)	Basket Cap:			[[•]/Not Applicable]																					
	Korgtak:			[[•]/Inte Tillämpligt]																					
(xxi)	Maximum Basket Return:			[[•]/Not Applicable]																					
	Maximal Korgavkastning:			[[•]/Inte Tillämpligt]																					
(xxii)	Reference Asset Floor:			[Applicable/Not Applicable]																					
	Referenstillgång Golv:			[Tillämpligt/Inte Tillämpligt]																					
(xxiii)	Minimum Reference Asset Return:			[Not Applicable/																					
	Lägsta Referenstillgångsavkastning:																								
				<table border="0"> <tr> <td></td> <td style="text-align: center;"><b>Reference Asset</b></td> <td style="text-align: center;"><b>Minimum Reference</b></td> </tr> <tr> <td></td> <td style="text-align: center;"><b>Referenstillgång</b></td> <td style="text-align: center;"><b>Asset Return</b></td> </tr> <tr> <td></td> <td></td> <td style="text-align: center;"><b>Lägsta</b></td> </tr> <tr> <td></td> <td></td> <td style="text-align: center;"><b>Referenstillgångsavkastning</b></td> </tr> <tr> <td></td> <td style="text-align: center;">[•]</td> <td style="text-align: center;">[•]</td> </tr> <tr> <td></td> <td style="text-align: center;">[•]</td> <td style="text-align: center;">[•]</td> </tr> <tr> <td></td> <td style="text-align: center;">[•]</td> <td style="text-align: center;">[•]</td> </tr> </table>		<b>Reference Asset</b>	<b>Minimum Reference</b>		<b>Referenstillgång</b>	<b>Asset Return</b>			<b>Lägsta</b>			<b>Referenstillgångsavkastning</b>		[•]	[•]		[•]	[•]		[•]	[•]
	<b>Reference Asset</b>	<b>Minimum Reference</b>																							
	<b>Referenstillgång</b>	<b>Asset Return</b>																							
		<b>Lägsta</b>																							
		<b>Referenstillgångsavkastning</b>																							
	[•]	[•]																							
	[•]	[•]																							
	[•]	[•]																							
(xxiv)	Reference Asset Cap:			[Applicable/Not Applicable]																					
	Referenstillgång Tak:			[Tillämpligt/Inte Tillämpligt]																					
(xxv)	Maximum Reference Asset			[Not Applicable/																					

Return:

Högsta

Referenstillgångsavkastning:

	<b>Reference Asset Referenstillgång</b>	<b>Maximum Reference Asset Return Högsta Referenstillgångs avkastning</b>
	[•]	[•]
	[•]	[•]
	[•]	[•]
	]	
(xxvi) Barrier Level(s):	[[•]/Not Applicable]	
Barriärnivå(er):	[[•]/Inte Tillämpligt]	
(xxvii) Replacement Factor:	[[•]/Not Applicable]	
Ersättningsfaktor:	[[•]/Inte Tillämpligt]	
(xxviii) Maximum Performance:	[[•]/Not Applicable]	
Maximal Avkastning:	[[•]/Inte Tillämpligt]	
(xxix) Minimum Performance:	[[•]/Not Applicable]	
Minsta Avkastning:	[[•]/Inte Tillämpligt]	
(xxx) Lock-in Level(s):	[[•]/Not Applicable]	
Lock-in Nivå(er):	[[•]/Inte Tillämpligt]	
• Locked-in Return(s)	[Applicable/Not Applicable]	
• Locked-in Avkastning(ar)	[Tillämpligt/Inte Tillämpligt]	
• Lock-in Level [1/2/3 ... n]	[•]	
• Lock-in Nivå [1/2/3 ... n]	[•]	
(xxxii) Global Cap:	[[•]/Not Applicable]	
Globalt Tak:	[[•]/Inte Tillämpligt]	
(xxxiii) Global Floor:	[[•]/Not Applicable]	
Globalt Golv:	[[•]/Inte Tillämpligt]	
(xxxiiii) Initial Coupon:	[[•]/Not Applicable]	
Initial Kupong:	[[•]/Inte Tillämpligt]	
(xxxv) Local Cap:	[[•]/Not Applicable]	
Lokalt Tak:	[[•]/Inte Tillämpligt]	

(xxxv)	Local Floor:	[[•]/Not Applicable]
	Lokalt Golv:	[[•]/Inte Tillämpligt]
(xxxvi)	N:	[[•]/Not Applicable]
	N:	[[•]/Inte Tillämpligt]
(xxxvii)	Outperformance Option:	[Applicable/Not Applicable]
	Outperformance Option:	[Tillämpligt/Inte Tillämpligt]
(xxxviii)	Fixed Periodic Basket Return(s):	[[•]/Not Applicable]
	Fast Periodiserad Korgavkastning:	[[•]/Inte Tillämpligt]
(xxxix)	Fixed Reference Asset Return(s):	[[•]/Not Applicable]
	Fast Referenstillgångsavkastning:	[[•]/Inte Tillämpligt]
(xl)	Coupon Barrier Level(s):	[[•]/Not Applicable]
	Kupong Barriärnivå(er):	[[•]/Inte Tillämpligt]
(xli)	Coupon:	[[•]/Not Applicable]
	Kupong:	[[•]/Inte Tillämpligt]
(xlii)	K:	[[•]/Not Applicable]
	K:	[[•]/Inte Tillämpligt]
(xliii)	I:	[[•]/Not Applicable]
	I:	[[•]/Inte Tillämpligt]
(xliv)	Inflation-Protected Principal:	[Applicable/Not Applicable]
	Inflationsskyddat Kapitalbelopp:	[Tillämplig/Inte Tillämpligt]
(xlv)	Fee Amount:	[[•]/Not Applicable]
	Avgifter:	[[•]/Inte Tillämpligt]
(xlvi)	Rebate:	[[•]/Not Applicable]
	Rabatt:	[[•]/Inte Tillämpligt]
(xlvii)	Target Volatility:	[[•]/Not Applicable]
	Eftersträvd Volatilitet:	[[•]/Inte Tillämpligt]
	• Minimum Adjustment Threshold	[[•]/Not Applicable]
	• Lägsta Justeringströskel:	[[•]/Inte Tillämpligt]
	• Minimum Exposure:	[[•]/Not Applicable]
	• Minsta Exponering:	[[•]/Inte Tillämpligt]
	• Maximum Exposure:	[[•]/Not Applicable]

	Högsta Exponering:	[[•]/Inte Tillämpligt]
•	Annualising Factor:	[[•]/Not Applicable]
	Årsberäkningsfaktor:	[[•]/Inte Tillämpligt]
•	Second Annualising Factor:	[[•]/Not Applicable]
•	Andra Årsberäkningsfaktor:	[[•]/Inte Tillämpligt]
•	Initial Synthetic Index Value	[[•]/Not Applicable]
•	Startvärde för Syntetiskt Index	[[•]/Inte Tillämpligt]
•	Synthetic Index Strike Level	[[•]/Not Applicable]
•	Syntetiska Index-strikenivån	[[•]/Inte Tillämpligt]
•	Minimum Synthetic Index Return:	[[•]/Not Applicable]
•	Lägsta Syntetiska Index-avkastningen	[[•]/Inte Tillämpligt]
•	Cash Rate	[[•]/Not Applicable]
•	Kontantränta	[[•]/Inte Tillämpligt]
•	Cash Return Day Count Fraction:	[[Actual/Actual (ICMA/ISDA)] / [Actual/365 (Fixed)] / [Actual 365 (Sterling)] / [Actual/360] / [30/360] / [30E/360]]
•	Kontant Återbetalning Dagberäkningsmetod	[[Faktisk/Faktisk (ICMA/ISDA)] / [Faktisk/365 (Fast)] / [Faktisk 365 (Sterling)] / [Faktisk/360] / [30/360] / [30E/360]]
35.	<b>Strategy-related items</b>	[Applicable/Not Applicable]
	<b>Strategirelaterade punkter</b>	[Tillämplig/Inte Tillämpligt]
(i)	Best of/Worst of Modifier	[Applicable/Not Applicable/Applicable for the purposes of Condition [•] only]
	Best of/Worst of Modifierare	[Tillämplig/Inte Tillämpligt/Tillämpligt endast för Villkor [•]]
•	N:	[[•]/Not Applicable]
•	N:	[[•]/Inte Tillämpligt]
(ii)	TOM Cumulative Strategy:	[Applicable/Not Applicable]
	TOM Ackumulerande struktur:	[Tillämplig/Inte Tillämpligt]
•	Reference Rate:	[[•]/Not Applicable]



- Referensränta: /Inte Tillämpligt
- TOM Participation Ratio: /Not Applicable
- TOM Deltagandegrad: /Inte Tillämpligt
- Day Count Fraction: [Actual/Actual (ICMA/ISDA)] / [Actual/365 (Fixed)] / [Actual 365 (Sterling)] / [Actual/360] / [30/360] / [30E/360]
- Dagberäkningsmetod: [Faktisk/Faktisk (ICMA/ISDA)] / [Faktisk/365 (Fast)] / [Faktisk 365 (Sterling)] / [Faktisk/360] / [30/360] / [30E/360]
- TOM Commencement Date:
- Startdatum för TOM:
- TOM End Date:
- Slutdatum för TOM:
- TOM Calculation Start Date:  Scheduled Trading Days preceding the first Scheduled Trading Day in each calendar month
- TOM Inledande Beräkningsdag:  Planerade Handelsdagar innan första Planerade Handelsdagen i varje månad

**Averaging Dates  
relevant to applicable  
TOM Calculation  
Start Date**

**TOM Calculation  
Start Date Averaging**

**TOM Inledande  
Beräkningsdag  
Medelvärdes-  
beräkning**

**Medelvärdes-  
beräkningsdagar som  
är relevanta för  
tillämplig TOM  
Inledande  
Beräkningsdag**

- |  |  |
|--|--|
|  | <input type="checkbox"/> Scheduled Trading Days prior to the first Scheduled Trading Day in each calendar month /Not Applicable] |
| <input type="checkbox"/> [Applicable/Not Applicable]   | <input type="checkbox"/> Planerade Handelsdagar innan första Planerade Handelsdagen i varje månad/Inte Tillämpligt]              |
| <input type="checkbox"/> [Tillämplig/Inte Tillämpligt] |  |
| • TOM Calculation End Date:                            | <input type="checkbox"/> Scheduled Trading Days following the first Scheduled Trading Day in each calendar month                 |
| • TOM Slutlig Beräkningsdag:                           | <input type="checkbox"/> Planerade Handelsdagar innan första Planerade Handelsdagen i varje månad                                |

**TOM Calculation  
End Date Averaging**

**Averaging Dates  
relevant to applicable  
TOM Calculation End**

	<b>TOM Slutlig Beräkningsdag Medelvärdes- beräkning</b>	<b>Date  Medelvärdes- beräkningsdagar som är relevanta för tillämplig TOM Slutlig Beräkningsdag</b>
		[[•] Scheduled Trading Days prior to the first Scheduled Trading Day in each calendar month /Not Applicable]
	[Applicable/Not Applicable]	
	[Tillämplig/Inte Tillämpligt]	[[•] Planerade Handelsdagar innan första Planerade Handelsdagen i varje månad/ Inte Tillämpligt]
•	TOM Final Value Averaging:	[Applicable/Not Applicable]
•	TOM Slutvärde Medelvärdesberäkning:	[Tillämplig/Inte Tillämpligt]
•	TOM Final Value Averaging Dates:	[The TOM Valuation Dates falling on [•] and [•]/Not Applicable]
•	TOM Slutvärde Medelvärdesberäkningsdagar:	[De TOM-Värderingsdagar som infaller den [•] och [•]/Inte Tillämpligt]
•	Final TOM Period Performance Averaging:	[Applicable/Not Applicable]
•	Slutlig TOM-Period-Värdeutveckling Medelvärdesberäkning:	[Tillämplig/Inte Tillämpligt]
•	N:	[[•]/Not Applicable]
•	N:	[Tillämplig/Inte Tillämpligt]
(iii)	Lookback Initial Price Modifier:	[Applicable/Not Applicable]
	Lookback Startkurs Modifierare	[Tillämplig/Inte Tillämpligt]
(iv)	Lookback Final Price Modifier:	[Applicable/Not Applicable]
	Lookback Slutkurs Modifierare	[Tillämplig/Inte Tillämpligt]
(v)	Lookback Return:	Basket Return/Reference Asset return/Not Applicable
	Lookback-Avkastning:	Korgavkastning/Referenstillgångsavkastning/Inte Tillämpligt
(vi)	Lookback Factor:	[Minimum/Maximum/Not Applicable]

Lookback-Faktor:	[Minsta/Högsta/Inte Tillämpligt]
(vii) Lock-in Modifier:	[Applicable. The relevant Lock-in Levels are specified in paragraph 34 above/Not Applicable]
Lock-in Modifier:	[Tillämpligt. De relevanta Lock-in-Nivåerna är specificerade i punkten 34 ovan/Inte Tillämpligt]
(viii) Lock-in Basket Floor:	[Applicable/Not Applicable]
Lock-in Korggolv:	[Tillämplig/Inte Tillämpligt]

### 36. Provisions relating to FX Components

#### Bestämmelser för Valutakomponenter

(i) FX Component - Basket: [Applicable/Not Applicable/Applicable if the Basket Return is positive/Applicable if the Basket Return is negative]

Valutakomponent - Korg: [Tillämpligt/Inte Tillämpligt/Tillämpligt om Kortavkastningen är positiv/Tillämpligt om Korgavkastningen är negativ]

- FX Rate: [[•]/Not Applicable]
- Valutakurs: [[•]/Inte Tillämpligt]
- Initial FX Valuation Date: [[•]/Not Applicable]
- Startdag Valuta: [[•]/Inte Tillämpligt]

Reference Asset	Initial FX Valuation Date(s)
Referenstillgång	Startdag Valuta
[•]	[•]
[•]	[•]
[•]	[•]

- FX Valuation Date(s): [[•]/Not Applicable]
- Värderingsdag(ar) Valuta: [[•]/Inte Tillämpligt]

Reference Asset	FX Valuation Date(s)
Referenstillgång	Värderingsdag Valuta
[•]	[•]
[•]	[•]
[•]	[•]

- FX Valuation Time: [[•]/Not Applicable]
- Värderingstidpunkt Valuta: [[•]/Inte Tillämpligt]

- FX Factor Long/Short: [FX Factor-Long/FX Factor-Short/Not Applicable]
  - Valutafaktor Long/Short: [Valutafaktor-Long/Valutafaktor-Short/Inte Tillämpligt]
  - Initial FX Rate: [[•]/As set out in the Base Prospectus]
  - Valutastartkurs: [[•]/Såsom framgår av Grundprospektet]
  - Final FX Rate: [[•]/As set out in the Base Prospectus]
  - Valutaslutkurs: [[•]/Såsom framgår av Grundprospektet]
- (ii) FX Component - Reference Asset: [Applicable/Not Applicable/Applicable if the Basket Return is positive/Applicable if the Basket Return is negative]

Valutakomponent - Referenstillgång: [Tillämpligt/Inte Tillämpligt/Tillämpligt om den Korgavkastningen är positiv/Tillämpligt om summan av Korgavkastningen är negativ]

- FX Rate: [[•]/Not Applicable]
- Valutakurs: [[•]/Inte Tillämpligt]
- Initial FX Valuation Date: [[•]/Not Applicable]
- Startdag Valuta: [[•]/Inte Tillämpligt]

<b>Reference Asset</b>	<b>Initial FX Valuation Date(s)</b>
<b>Referenstillgång</b>	<b>Startdag Valuta</b>
[•]	[•]
[•]	[•]
[•]	[•]

- FX Valuation Date(s): [[•]/Not Applicable]
- Värderingsdag Valuta: [[•]/Inte Tillämpligt]

<b>Reference Asset</b>	<b>FX Valuation Date(s)</b>
<b>Referenstillgång</b>	<b>Värderingsdag Valuta</b>
[•]	[•]
[•]	[•]
[•]	[•]

- FX Valuation Time: [[•]/Not Applicable]
- Värderingstidpunkt Valuta: [[•]/Inte Tillämpligt]
- FX Factor Long/Short: [FX Factor-Long/FX Factor-Short/Not Applicable]

	•	Valutafaktor Long/Short:	[Valutafaktor-Long/Valutafaktor-Short/Inte Tillämpligt]
	•	Initial FX Rate:	[[•]/As set out in the Base Prospectus]
	•	Valutastartkurs:	[[•]/Såsom framgår av Grundprospektet]
	•	Final FX Rate:	[[•]/As set out in the Base Prospectus]
	•	Valutaslutkurs:	[[•]/Såsom framgår av Grundprospektet]
37.		<b>Provisions relating to Inflation-Linked Notes:</b>	[Applicable/Not Applicable]
		<b>Bestämmelser för Inflationslänkade Lån</b>	[Tillämpligt/Inte Tillämpligt]
	(i)	Inflation-Protected Principal:	[[•]/Not Applicable]
		Inflationsskyddat Kapital:	[[•]/Inte Tillämpligt]
	(ii)	Inflation Rate:	[[•]/Not Applicable]
		Inflationstakt:	[[•]/Inte Tillämpligt]
	(iii)	Final CPI:	[[•]/Not Applicable]
		Slutlig KPI:	[[•]/Inte Tillämpligt]
38.		<b>Provisions relating to Credit Linked Notes:</b>	[Applicable/Not Applicable]
		<b>Bestämmelser för Kreditlänkade Lån</b>	[Tillämpligt/Inte Tillämpligt]
	(i)	Observation Start Date:	[[•]/Not Applicable]
		Observationsstartdatum:	[[•]/Inte Tillämpligt]
	(ii)	Observation End Date:	[[•]/Not Applicable]
		Observationsslutdatum:	[[•]/Inte Tillämpligt]
	(iii)	Portfolio Exposure:	[[•]/Not Applicable]
		Porfföljexponering:	[[•]/Inte Tillämpligt]
	(iv)	Fixed Recovery Value:	[[•]/Not Applicable]
		Fast Återbetalningsbelopp:	[[•]/Inte Tillämpligt]
	(v)	Market Recovery Value:	[Applicable/Not Applicable]
		Marknadsåterbetalningsbelopp:	[Tillämpligt/Inte Tillämpligt]
	(vi)	Tranche Attachment Point:	[[•]/Not Applicable]
		Fästpunkt Tranch:	[[•]/Inte Tillämpligt]
	(vii)	Tranche Detachment Point:	[[•]/Not Applicable]
		Avskiljningspunkt Tranch:	[[•]/Inte Tillämpligt]
	(viii)	Restructuring Amount:	[[•]/Not Applicable]

	Omläggning av Skulder – Belopp:	[[•]/Inte Tillämpligt]
(ix)	Replacement Reference Entity:	[Applicable/Not Applicable]
	Ersättande Referensenhet:	[Tillämpligt/Inte Tillämpligt]
(x)	Obligation Acceleration Amount:	[[•]/Not Applicable]
	Uppsägning av Åtagande – Belopp:	[[•]/Inte Tillämpligt]
(xi)	Failure to Pay Amount:	[[•]/Not Applicable]
	Utebliven Betalning – Belopp:	[[•]/Inte Tillämpligt]
(xii)	Default Requirement:	[[•]/Not Applicable]
	Defaultkrav:	[[•]/Inte Tillämpligt]
(xiii)	Credit Events:	[Failure to Pay/ Restructuring/ Bankruptcy/ Governmental Intervention/ Repudiation/ Moratorium/ Obligation Acceleration]/Not Applicable]
	Kredithändelser:	[Utebliven Betalning/ Omläggning av Skulder/ Insolvensförfarande/ Myndighetsingripande/ Avstående/Moratorium/ Uppsägning av Åtagande]/ Inte Tillämpligt]
(xiv)	Target Redemption Amount:	[[•]/Not Applicable]
	Eftersträvat Återbetalningsbelopp:	[[•]/Inte Tillämpligt]
(xv)	Back Stop Date:	[[•]/Not Applicable]
	Back-Stop Datum:	[[•]/Inte Tillämpligt]
(xvi)	Credit Event Ranked Basket Participation:	[Applicable/Not Applicable]
	Kredithändelserankad Korgandel:	[Tillämpligt/Inte Tillämpligt]
	• Credit Event Ranked Weight:	<b>Credit Event (in order of occurrence)</b> <b>Weighting</b>
		<b>Kredithändelse (i kronologisk ordning)</b> <b>Viktning</b>
	• Kredithändelserankad vikt:	1      [•]% 2      [•]% 3      [•]% N      [•]%
(xvii)	Scheduled Redemption Date:	[[•]/Not Applicable]
	Planerad Återbetalningsdag:	[[•]/Inte Tillämpligt]
(xviii)	Back Stop Date:	[[•]/Not Applicable]

	Back Stop-Datum:	[[•]/Inte Tillämpligt]
(xix)	N:	[[•]/Not Applicable]
	N:	[[•]/Inte Tillämpligt]
(xx)	K:	[[•]/Not Applicable]
	K:	[[•]/Inte Tillämpligt]
(xxi)	Factor 1:	[[•]/Not Applicable]
	Faktor 1:	[[•]/Inte Tillämpligt]
(xxii)	Factor 2:	[[•]/Not Applicable]
	Faktor 2:	[[•]/Inte Tillämpligt]
(xxiii)	Factor 3:	[[•]/Not Applicable]
	Faktor 3:	[[•]/Inte Tillämpligt]
(xxiv)	Factor 4:	[[•]/Not Applicable]
	Faktor 4:	[[•]/Inte Tillämpligt]
(xxv)	Strike 1:	[[•]/Not Applicable]
	Strike 1:	[[•]/Inte Tillämpligt]
(xxvi)	Strike 2:	[[•]/Not Applicable]
	Strike 2:	[[•]/Inte Tillämpligt]
(xxvii)	Strike 3:	[[•]/Not Applicable]
	Strike 3:	[[•]/Inte Tillämpligt]
(xxviii)	Strike 4:	[[•]/Not Applicable]
	Strike 4:	[[•]/Inte Tillämpligt]
(xxix)	Indicator 1:	[[•]/Not Applicable]
	Indikator 1:	[[•]/Inte Tillämpligt]
(xxx)	Indicator 2:	[[•]/Not Applicable]
	Indikator 2:	[[•]/Inte Tillämpligt]
(xxxi)	Indicator 3:	[[•]/Not Applicable]
	Indikator 3:	[[•]/Inte Tillämpligt]
(xxxii)	Indicator 4:	[[•]/Not Applicable]
	Indikator 4:	[[•]/Inte Tillämpligt]
39.	<b>Provisions relating to Fund Linked Notes:</b>	[Applicable/Not Applicable]
	<b>Bestämmelser för Fondlänkade Lån</b>	[Tillämpligt/Inte Tillämpligt]
(i)	Fund:	[[•]/Not Applicable]

Fond:	[[•]/Inte Tillämpligt]
(ii) Fund Manager:	[[•]/Not Applicable]
Fondförvaltare:	[[•]/Inte Tillämpligt]
(iii) Back Stop Date:	[[•]/Not Applicable]
Back-Stop Datum:	[[•]/Inte Tillämpligt]
<b>IV. INSTALMENT AND EARLY REDEMPTION</b>	<b>[APPLICABLE/NOT APPLICABLE]</b>
<b>AVBETALNING OCH FÖRTIDA INLÖSEN</b>	<b>[TILLÄMPLIGT/INTE TILLÄMPLIGT]</b>
	[Items 40-45 have been intentionally omitted] <sup>42</sup>
	[Punkterna 40-45 har medvetet utelämnats] <sup>43</sup>
40. Instalment Redemption	[Applicable/Not Applicable]
Avbetalning:	[Tillämpligt/Inte Tillämpligt]
(i) Instalment Amount:	[[•] per Calculation Amount/Not Applicable]
(i) Avbetalningsbelopp:	[[•] per Beräkningsbelopp/Inte Tillämpligt]
(ii) Instalment Date(s):	[[•]/Not Applicable]
(ii) Avbetalningsdatum:	[[•]/Inte Tillämpligt]
41. Optional Early Redemption (Call)	[Applicable/Not Applicable]
Frivillig Förtida Återbetalning (Call)	[Tillämpligt/Inte Tillämpligt]
(i) Early Redemption Date(s):	[•]
(i) Förtida Återbetalningsdatum:	[•]
(ii) Early Redemption Amount(s) of each Note:	[•] per Calculation Amount
(ii) Förtida Återbetalningsbelopp per Lån:	[•] per Beräkningsbelopp
42. Optional Early Redemption (Put)	[Applicable/Not Applicable]
Frivillig Förtida Återbetalning (Put)	[Tillämpligt/Inte Tillämpligt]
(i) Early Redemption Date(s):	[•]
(i) Förtida Återbetalningsdatum:	[•]
(ii) Early Redemption Amount(s) of each Note:	[•] per Calculation Amount
(ii) Förtida Återbetalningsdatum:	[•]

<sup>42</sup> Include where instalment and early redemption provisions are marked as "Not Applicable"

<sup>43</sup> Att inkluderas då bestämmelser om avbetalning och förtida inlösen angivits som "Inte Tillämpligt"



43. Early Redemption Amount(s) per Calculation Amount payable on redemption for taxation reasons: [•] per Calculation Amount

Förtida Återbetalningsbelopp per Beräkningsbelopp att betalas vid återbetalning av skatteskäl [•] per Calculation Amount

44. Early Redemption Date(s) of Notes with "Autocallable" or "Autocallable Rate" performance structure: [[•]/Not Applicable]

Förtida Återbetalningsdatum för Lån med "Autocallable" eller "Autocallable-nivå" värdeutecklingsstruktur [[•]/Inte Tillämpligt]

• Call Barrier Level: [[•]/Not Applicable]

• Inlösenbarriärnivå: [[•]/Inte Tillämpligt]

45. Payment of Unwind Amount on Early Redemption: [Applicable/Not Applicable]

Betalning av Korrigeringsbelopp vid Förtida Återbetalning: [Tillämpligt/Inte Tillämpligt]

## V. PROVISIONS APPLICABLE TO DISRUPTION, ADJUSTMENTS AND OTHER EXTRAORDINARY EVENTS

### BESTÄMMELSER TILLÄMPLIGA FÖR AVBROTT, JUSTERINGAR OCH ANDRA EXTRAORDINÄRA HÄNDELSER

46. Change in Law: [As set out in the Conditions/Not Applicable]

Ändring av Lag: [Såsom framgår av Villkoren/Inte Tillämpligt]

47. Increased Costs of Hedging: [As set out in the Conditions/Not Applicable]

Ökade Riskhanteringskostnader: [Såsom framgår av Villkoren/Inte Tillämpligt]

48. Hedging Disruption: [As set out in the Conditions/Not Applicable]

Störning av Riskhantering: [Såsom framgår av Villkoren/Inte Tillämpligt]

49. Market Disruption: [As set out in the Conditions/Not Applicable]

Marknadsavbrott: [Såsom framgår av Villkoren/Inte Tillämpligt]

50. Market Disruption Commodity: [As set out in the Conditions/Not Applicable]

Marknadsavbrott Råvaror: [Såsom framgår av Villkoren/Inte Tillämpligt]

51. Disruption Currency: [As set out in the Conditions/Not Applicable]

Valutastörning: [Såsom framgår av Villkoren/Inte Tillämpligt]

52. Calculation Adjustment: [As set out in the Conditions/Not Applicable]

Beräkningsjustering: [Såsom framgår av Villkoren/Inte Tillämpligt]

53. Corrections: [As set out in the Conditions/Not Applicable]

	Korrigeringar:	[Såsom framgår av Villkoren/Inte Tillämpligt]
54.	Correction Commodity:	[As set out in the Conditions/Not Applicable]
	Korrigering Råvaror:	[Såsom framgår av Villkoren/Inte Tillämpligt]
55.	Correction Currency:	[As set out in the Conditions/Not Applicable]
	Korrigeringar Valuta:	[Såsom framgår av Villkoren/Inte Tillämpligt]
56.	Extraordinary Events:	[As set out in the Conditions/Not Applicable]
	Extraordinära Händelser	[Såsom framgår av Villkoren/Inte Tillämpligt]
57.	Rate Option Fallback:	[As set out in the Conditions/Not Applicable]
	Ränteoption Fallback	[Såsom framgår av Villkoren/Inte Tillämpligt]

## GENERAL PROVISIONS APPLICABLE TO THE NOTES

### GENERELLA BESTÄMMELSER FÖR LÅNEN

58.	Form of Notes:	[Bearer Notes:]
	Typ av Lån:	[Fysiska Lån:]
		[Temporary Global Note exchangeable for a Permanent Global Note which is exchangeable for Definitive Notes in the limited circumstances specified in the Permanent Global Note]
		[Temporärt Globalt Lån utbytbart mot ett Permanent Globalt Lån vilket är utbytbart mot Definitiva Lån vid de begränsade omständigheter som anges i Permanent Globalt Lån]
		[Temporary Global Note exchangeable for Definitive Notes]
		[Temporärt Globalt Lån utbytbart mot Definitiva Lån]
		[Permanent Global Note exchangeable for Definitive Notes in the limited circumstances specified in the Permanent Global Note]
		[Temporärt Globalt Lån utbytbart mot Definitiva Lån vid de begränsade omständigheter som anges i Permanent Globalt Lån]
		[Swiss Franc Notes]
		[Lån i Schweiziska Franc]
		[Registered Notes:]
		[Registrerade Lån:]
		Global Registered Note registered in the name of a nominee for [a common depository for Euroclear and Clearstream, Luxembourg/a common safekeeper for Euroclear and Clearstream, Luxembourg (that is held under the New

Safekeeping Structure)]

Globalt Registrerat Lån registrerat i förvaltarens namn för [en "common depositary" för Euroclear och Clearstream, Luxembourg/en "common safekeeper" för Euroclear och Clearstream, Luxembourg (som hålls under den Nya Förvaringsstrukturen)]

[VP Notes]

[VP Lån]

[The Notes are VP Notes in uncertificated and dematerialised book entry form]

[Lånen är VP Lån i dematerialiserad och kontoförd form]

[VPS Notes]:

[VSP Lån]:

[The Notes are VPS Notes in uncertificated and dematerialised book entry form]

[Lånen är VPS Lån i dematerialiserad och kontoförd form]

[Swedish Notes]

[Svenska Lån]

[The Notes are Swedish Notes in uncertificated and dematerialised book entry form]

[Lånen är Svenska Lån i dematerialiserad och kontoförd form]

[Finnish Notes]

[Finska Lån]

[The Notes are Finnish Notes in uncertificated and dematerialised book entry form]

[Lånen är Finska Lån i dematerialiserad och kontoförd form]

59. New Global Note:

[Yes] [No]

Nytt Globalt Lån:

[Ja] [Nej]

60. Additional Financial Centre(s) or other special provisions relating to payment dates:

[[•]/Not Applicable]

Ytterligare Finansiella Center eller andra särskilda bestämmelser relaterade till betalningsdatum:

[[•]/Inte Tillämpligt]

61. Calculation Agent:

[[•]/Not Applicable]

- Beräkningsagent: [[•]/Inte Tillämpligt]
62. Talons for future Coupons or Receipts to be attached to Definitive Notes (and dates on which such Talons mature): [Yes/No.]
- Talonger för framtida Kuponger eller Kvitton som ska fästas vid Definitiva Lån (och datum då sådana Talonger förfaller): [Ja/Nej.]
63. Governing Law: [English Law/  
Finnish Law/  
Swedish Law/  
Norwegian Law/  
Danish Law]
- Gällande Lag: [Engelsk Lag/  
Finsk Lag/  
Svensk Lag/  
Norsk Lag/  
Dansk Lag]

## **[PURPOSE OF FINAL TERMS**

### **[SYFTE MED SLUTLIGA VILLKOR**

These Final Terms comprise the final terms required for the issue [and admission to trading on the regulated market of the Irish Stock Exchange] of the Notes described herein pursuant to the €10,000,000,000 Structured Note Programme of Nordea Bank AB (publ) and Nordea Bank Finland Plc.

Dessa Slutliga Villkor omfattar de slutliga villkor som erfordras för utgivandet [och upptagande till handel på den reglerade marknaden vid Irish Stock Exchange av Lånen som beskrivs häri enligt det €10 000 000 000 Strukturerade Lån Programmet med Nordea Bank AB (publ) och Nordea Bank Finland Plc. som emittent]

## **RESPONSIBILITY**

### **ANSVAR**

The Issuer accepts responsibility for the information contained in these Final Terms. [*Relevant third party information*] has been extracted from [*specify source*]. The Issuer confirms that such information has been accurately reproduced and that, so far as it is aware, and is able to ascertain from information published by [*specify source*], no facts have been omitted which would render the reproduced information inaccurate or misleading.

Emittenten åtar sig ansvar för den informationen som innefattas i dessa Slutliga Villkor. [*Relevant information från tredje man*] har hämtats från [*specificera källa*]. Emittenten bekräftar att sådan information har återgivits korrekt och att, såvitt Emittenten känner till, och har möjlighet att bekräfta genom information som publicerats av [*specificera källa*], inga fakta har utelämnats som skulle innebära att den återgivna informationen är felaktig eller misvisande.

Signed on behalf of [Nordea Bank AB (publ)/Nordea Bank Finland Plc]:

Undertecknas för [Nordea Bank AB (publ)/Nordea Bank Finland Plc]:

By: .....

Duly authorised

Av: .....

Behörigen utsedd

## PART B – OTHER INFORMATION

### DEL B – ÖVRIG INFORMATION

1. **LISTING AND ADMISSION TO TRADING**

[Application has been made by the Issuer (or on its behalf) for the Notes to be admitted to the official list and to trading on the [Irish Stock Exchange/Nasdaq Stockholm/Nasdaq Helsinki] with effect from [•].] [Application is expected to be made by the Issuer (or on its behalf) for the Notes to be admitted to the official list and to trading on the [Irish Stock Exchange/Nasdaq Stockholm/Nasdaq Helsinki] with effect from [•].]

[Application will be made for the Notes to be listed on the SIX Swiss Exchange. Application has been made for the Notes to be admitted to trading on [SIX Structured Products (formerly Scoach Switzerland)] [in the case of derivatives]/[the SIX Swiss Exchange] [in the case of bonds] with effect from [•]/other.] The last trading day is expected to be on [•].] [Not Applicable.]

**LISTNING OCH UPPTAGANDE TILL HANDEL**

[Ansökan har gjorts av Emittenten (eller på dennes vägnar) för att Lånen ska listas på den officiella listan vid Irish Stock Exchange/Nasdaq Stockholm/Nasdaq Helsinki] samt handlas från och med [•].] [Ansökan förväntas ges in av Emittenten (eller på dennes vägnar) för att Lånen ska listas på den officiella listan vid [Irish Stock Exchange/Nasdaq Stockholm/Nasdaq Helsinki] samt handlas från och med [•].]

[Ansökan ska göras för att Lånen ska listas på SIX Swiss Exchange. Ansökan har gjorts för att Lånen ska tas upp till handel på [SIX Structured Products (före detta Scoach Schweiz)] [såvitt avser derivat]/[ SIX Swiss Exchange] [såvitt avser obligationer] samt handlas från och med [•]/annat]. Sista handelsdag beräknas vara [•].] [Inte Tillämpligt].
2. **RATINGS**

The Notes to be issued have not been rated:

**BETYG**

Lånen som ska emitteras har inte givits något kreditbetyg.
3. **INTERESTS OF NATURAL AND LEGAL PERSONS INVOLVED IN THE ISSUE/OFFER**

**INTRESSEN FRÅN FYSISKA OCH JURIDISKA PERSONER SOM ÄR INVOLVERADE I EMISSIONEN/ERBJUDANDET**

Need to include a description of any interest, including conflicting ones, that is material to the issue/offer, detailing the persons involved and the nature of the interest. May be satisfied by the inclusion of the following statement:

"Save as discussed in ["Subscription and Sale"], so far as the Issuer is aware, no person involved in the offer of the Notes has an interest material to the offer." (*Amend as appropriate if there are other interests*)

*[(When adding any other description, consideration should be given as to whether such matters*

*described constitute "significant new factors" and consequently trigger the need for a supplement to the Prospectus under Article 16 of the Prospectus Directive.))*

Inkludera beskrivning av alla intressen, inklusive intressekonflikter, vilka är av materiell betydelse för emissionen/erbjudandet, som beskriver de personer som är involverade och vilken typ av intresse det rör sig om.

"Utöver beskrivningen i ["Teckning och Försäljning"], har, såvitt Emittenten känner till, ingen person som är involverad i erbjudandet av Lånen något väsentligt intresse i erbjudandet." (Ändras om det finns andra intressen)

*[(När någon annan beskrivning läggs till, ska det övervägas om sådana beskrivningar utgör sådana "nya omständigheter" som aktualiserar behovet av ett tillägg till Prospektet under Artikel 16 i Prospektdirektivet.)]*

4. **REASONS FOR THE OFFER, ESTIMATED NET PROCEEDS AND TOTAL EXPENSES**

**SKÅL FÖR ERBJUDANDET, BERÄKNADE NETTOLIKVID OCH TOTALA KOSTNADER**

- [(i) Reasons for the offer [•]
- [(i) Skål för erbjudandet: [•]
- [(ii)] Estimated net proceeds: [•]
- [(ii)] Beräknad nettolikvid: [•]
- [(iii)] Estimated total expenses in relation to admission to trading:: [•]
- [(iii)] Beräknade totala kostnader i anslutning till upptagande till handel: [•]

5. **[Fixed Rate Notes only – YIELD**

**[Lån med Fast Ränta enbart - AVKASTNING**

- Indication of yield: [•]
- Indikation om avkastning: [•]

6. **[Floating Rate Notes only - HISTORIC INTEREST RATES**

**[Lån med Rörlig Ränta enbart - HISTORISKA RÄNTENIVÅER**

Details of historic [LIBOR/EURIBOR/STIBOR/NIBOR/CIBOR] rates can be obtained from [Reuters].]

Uppgifter om historiska nivåer avseende [LIBOR/EURIBOR/STIBOR/NIBOR/CIBOR] kan erhållas från [Reuters].]

7. **[Index-linked or other variable-linked notes only – PERFORMANCE OF INDEX/FORMULA/OTHER VARIABLE, EXPLANATION OF EFFECT ON VALUE OF INVESTMENT AND ASSOCIATED RISKS AND OTHER INFORMATION CONCERNING THE UNDERLYING**

**[Indexlänkade eller andra variabelänkade lån endast – VÄRDEUTVECKLING FÖR INDEX/FORMULA/ANDRA VARIABLER, FÖRKLARING AV EFFEKTER PÅ**

## VÄRDET AV INVESTERINGEN OCH ASSOCIERADE RISKER OCH ANNAN INFORMATION OM DET UNDERLIGGANDE

*Need to include details of where past and future performance and volatility of the index/formula/other variable can be obtained.<sup>44]</sup>*

*Uppgifter om när tidigare och framtida värdeutveckling och volatilitet av index/formula/andra variabler kan erhållas.<sup>45]</sup>*

Basket Korg	Reference Asset(s) Referenstillg ång(ar)	Basket Participati on Korgandel	Stock Exchange and Options or Futures Exchange  Aktiebörs och Options- eller Terminsbör s	Initial Price Startkurs	Strike Level Lösenprisni vå	Source for past and future performan ce data  Källa för historisk och framtid a prestat ionsd ata
[Basket A] [/Single Basket]  [Korg A] [/Enskild Korg]	[•]	[•]	[•]	[•]/ [As determined in accordance with the Conditions set out in the Base Prospectus]  [•]/ [Bestämd i enlighet med villkoren i Grundprospe ktet]	[•]	[•]
[Basket B]  [Korg B]	[•]	[•]	[•]	[•]	[•]	[•]

Basket Korg	Reference Entity(ies) (Interest)/ Reference Entity(ies)/Ref erence Entity(ies) (Index)  Referens- enhet(er) (Ränta)/ Referens- enhet(er)/Refe rensenhet(er) (Index)	Basket Participation (Interest)/ Basket Participation  Korgandel (Ränta)/Korgan del	Observation Start Date  Startdatum för Observation	Observation End Date  Slutdatum för Observation	Source for past and future performance data  Källa för historiska och framtid a prestat ionsd ata
[Basket A]  [Korg A]	[•]	[•]	[•]	[•]	[•]
[Basket B]  [Korg B]	[•]	[•]	[•]	[•]	[•]

The Issuer [intends to provide post-issuance information [specify what information will be reported and where it can be obtained]] [does not intend to provide post-issuance information]<sup>46</sup>.

<sup>44</sup> Required for derivative securities to which Annex XII to the Prospectus Directive Regulation applies.

<sup>45</sup> Erfordras för derivatvärdepapper till vilka Annex XII i Prospektivdirektivförordningen är tillämpligt.

<sup>46</sup> Required for derivative securities to which Annex XII to the Prospectus Directive Regulation applies.



Emittenten [avser att tillhandahålla information efter emissionen [specificera vilket information som kommer rapporteras och var den går att ta del av]] [avser inte att tillhandahålla någon information efter emissionen.]<sup>47</sup>.

8. **FURTHER DETAILS OF BASKET PARTICIPATION**

**YTTERLIGARE UPPGIFTER FÖR KORGANDEL**

***Basket Participation (Interest):***

***Korgandel (Ränta)***

- Fixed Basket Participation [Applicable/Not Applicable] (Interest):
- Fast Korgandel (Ränta): [Tillämpligt/Inte Tillämpligt]
- Rainbow Basket Participation [Applicable/Not Applicable] (Interest):
- Rainbow Korgandel (Ränta): [Tillämpligt/Inte Tillämpligt]

<b>Ranking (Best performing first)</b>	<b>Weighting</b>
<b>Ranking (Bäst värdeutveckling först)</b>	<b>Viktning</b>
1	[•]%
2	[•]%
3	[•]%
N	[•]%

- Replacement Cliquet Basket Participation [Applicable/Not Applicable] (Interest):
- Ersättande Periodsumme Korgandel (Ränta): [Tillämpligt/Inte Tillämpligt]
- Momentum Basket Participation [Applicable/Not Applicable] (Interest):
- Korgandel Momentum (Ränta): [Tillämpligt/Inte Tillämpligt]
- Accumulating Rainbow Basket Participation [Applicable/Not Applicable] (Interest):
- Ackumulerande Rainbow Korgandel (Ränta): [Tillämpligt/Inte Tillämpligt]

***Basket Participation:***

***Korgandel:***

<sup>47</sup> Erfordras för derivatvärdepapper till vilka Annex XII till Prospektdirektivsförordningen är tillämpligt.

- Fixed Basket Participation: [Applicable/Not Applicable]
- Fast Korgandel: [Tillämpligt/Inte Tillämpligt]
- Rainbow Basket Participation: [Applicable/Not Applicable]
- Rainbow Korgandel: [Tillämpligt/Inte Tillämpligt]

**Ranking** (*Best performing first*)

**Weighting**

**Ranking** (*Bäst värdeutveckling först*)

**Viktning**

1	[•]%
2	[•]%
3	[•]%
N	[•]%

- Replacement Cliquet Basket Participation: [Applicable/Not Applicable]
- Ersättande Korgandel: Periodsumme [Tillämpligt/Inte Tillämpligt]
- Momentum Basket Participation: [Applicable/Not Applicable]
- Korgandel Momentum: [Tillämpligt/Inte Tillämpligt]
- Accumulating Rainbow Basket Participation: [Applicable/Not Applicable]
- Ackumulerande Rainbow Korgandel: [Tillämpligt/Inte Tillämpligt]

## 9. OPERATIONAL INFORMATION

### OPERATIONELL INFORMATION

ISIN Code: [•]

ISIN Kod: [•]

Common Code: [•]

[Swiss Security Number: [•]]

[Schweiziskt Säkerhetsnummer: [•]]

[Intended to be held in a manner which would allow Eurosystem eligibility: [Yes][No]]

[Avsedd att hållas på ett sätt som skulle möjliggöra Eurosystem-tillgänglighet] [Ja] [Nej]

[Note that the designation "yes" means that the Notes are intended upon issue to be deposited with

one of the ICSDs as common safekeeper [and registered in the name of a nominee of one of the ICSDs acting as common safekeeper,]<sup>48</sup> and does not necessarily mean that the Notes will be recognised as eligible collateral for Eurosystem monetary policy and intra-day credit operations by the Eurosystem either upon issue or at any or all times during their life. Such recognition will depend upon satisfaction of the Eurosystem eligibility criteria.]

[Whilst the designation is specified as "no" at the date of these Final Terms, should the Eurosystem eligibility criteria be amended in the future such that the Notes are capable of meeting them, the Notes may then be deposited with one of the ICSDs as common safekeeper [and registered in the name of a nominee of one of the ICSDs acting as common Safekeeper]. Note that this does not necessarily mean that the Notes will then be recognised as eligible collateral for Eurosystem monetary policy and intra-day credit operations by the Eurosystem at any time during their life. Such recognition will depend upon the ECB being satisfied that Eurosystem eligibility criteria have been met.]<sup>49</sup>

[Notera att valet "ja" innebär att Lånen är avsedda att från utgivandet förvaras vid någon ICSD som "common safekeeper" [och förvaltarregistrerade vid den ICSD som är "common safekeeper",]<sup>50</sup> och innebär inte nödvändigtvis att Lånen kommer erkännas som användbara säkerheter för Eurosystems monetära policy och intradags kredithantering av Eurosystem, varken vid utgivandet eller vid var annan tid under deras livstid. Sådant erkännande kommer vara avhängigt uppfyllandet av Eurosystems användbarhetskriterier.]

[Även om valet "nej" har gjorts vid datumet för dessa Slutliga Villkor, kan Lånen förvaras hos en ICSD som "common safekeeper" [och förvaltarregistreras av den ICSD som är "common safekeeper"], om Eurosystems kriterier för tillgänglighet ändrats framöver på ett sådant sätt att Lånen uppfyller dem. Notera att detta inte nödvändigtvis innebär att Lånen då kommer erkännas som användbara säkerheter för Eurosystems monetära policy och intradags kredithantering av Eurosystem vid någon tid under deras livstid. Sådant erkännande kommer vara avhängigt att ECB är tillfredsställda med Eurosystems användbarhetskriterier.]<sup>51</sup>

---

<sup>48</sup> Insert this text for registered notes.

<sup>49</sup> Include this text if "yes" is selected, in which case bearer Notes must be issued in NGN form.

<sup>50</sup> Inkludera denna text för registrerade lån.

<sup>51</sup> Inkludera denna text om "ja" anges, i vilket fall Innehavarlån måste vara emitterade i NGN-form.

Clearing system(s) [and identification number, if applicable]: Euroclear / Clearstream, Luxembourg / Euroclear Finland / Euroclear Sweden / VP / VPS / SIS

Clearingsystem [och identifikationsnummer, om tillämpligt] Euroclear / Clearstream, Luxembourg / Euroclear Finland / Euroclear Sweden / VP / VPS / SIS

Name(s) and address(es) of additional [Paying Agent(s) / VP Issuing Agent(s) / VPS Paying Agent(s) / Swedish Issuing Agent(s) / Swiss Paying Agent(s)] (if any): Not applicable / *Give name and address*

Namn och adress till ytterligare [Betalningsagent / VP-Administrerande Institut / VPS-Betalningsagent / Svenskt Administrerande Institut / Schweizisk Betalningsagent] (om någon) Inte tillämpligt / *Ange namn och adress*

## 10. DISTRIBUTION

### DISTRIBUTION

(i) Method of distribution: [Syndicated/Non-syndicated]

(i) Distributionsmetod: [Syndikerat/Icke-Syndikerat]

(ii) If syndicated: [Not Applicable]

(ii) Om syndikerat: [Inte Tillämpligt]

(a) Names and addresses of Managers and underwriting commitments: [•]

(a) Namn och adresser till Managers och åtaganden avseende underwriting: [•]

(b) Date of subscription agreement: [•]

(b) Datum för teckningsavtal: [•]

(c) Stabilising Manager(s) (if any): [Not Applicable/[•]]

(c) Stabiliserande Manager(s) (om några): [Inte Tillämpligt/[•]]

(iii) If non-syndicated, name and address of Dealer: [Not Applicable]

(iii) Om icke-syndikerat, namn och adress till Försäljare: [Not Applicable]

(a) Name and address of Dealer: [•]

- (a) Namn och adress till Försäljare: [•]
  - (b) Date of subscription agreement: [•]
  - (b) Datum för avtal om tecknande: [•]
  - (iv) U.S. Selling Restrictions: [TEFRA C/TEFRA D/Not Applicable]
  - (iv) Försäljningsrestriktioner USA: [TEFRA C/TEFRA D/Inte Tillämpligt]
- [(In the case of Swiss Franc Notes) – TEFRA D in accordance with usual Swiss practice]
- [(För Lån i Schweiziska Franc) – TEFRA D i enlighet med Schweizisk sedvanlig praxis]

## 11. TERMS AND CONDITIONS

### VILLKOR

- Offer Price: [•]
- Pris för Erbjudandet: [•]
- Conditions to which the offer is subject: [Not Applicable/[•]]
- [The Issuer reserves its rights to cancel the offer under the following circumstances;
- (a) if the aggregate principal amount of Notes subscribed on or before *[insert date]* is less than *[insert amount]*;
  - (b) if the *[insert relevant variable]* cannot be set at *[relevant value corresponding to the indicated minimum value]*; or
  - (c) if any event of an economic, financial or political nature occurs and which may jeopardise a successful offer, as determined by the Issuer].
- [The Issuer may also replace any Reference Asset listed in the table(s) above at any time on or prior to *[insert date]* with a comparable type of underlying Reference Asset].
- Villkor för erbjudandet: [Inte Tillämpligt/[•]]
- [Emittenten förbehåller sig rätten att dra tillbaka erbjudandet under följande omständigheter;
- (a) om det sammanlagda beloppet av Lån som tecknats på eller före *[ange datum]* är lägre än *[ange belopp]*;
  - (b) om *[ange relevant variabel]* inte kan anges till *[relevant värde som korresponderar till*

*det indikerade lägsta värdet*]; eller

- (c) om någon händelse av ekonomisk, finansiell eller politisk natur inträffar och som kan äventyra ett framgångsrikt erbjudande, enligt Emittentens bedömning].

[Emittenten kan också ersätta varje Referenstillgång som listas i tabellerna ovan vid var tid på eller före [*ange datum*] med en jämförbar typ av underliggande Referenstillgång.

Description of the application process:	[Not Applicable/[•]]
Beskrivning av ansökningsprocessen:	[Inte Tillämpligt/[•]]
Description of possibility to reduce subscriptions and manner for refunding excess amount paid by applicants:	[Not Applicable/[•]]
Beskrivning av möjligheten att reducera antalet teckningar och metod för att återbetala överstigande belopp som har betalats av kandidater.	[Inte Tillämpligt/[•]]
Details of the minimum and/or maximum amount of application:	[Not Applicable/[•]]
Uppgifter om det minsta och/eller högsta antalet ansökningar:	[Inte Tillämpligt/[•]]
Details of the method and time limits for paying up and delivering the Notes:	[Not Applicable/[•]]
Uppgifter om metoden och tidsbegränsningar för att betala och leverera Lånen:	[Inte Tillämpligt/[•]]
Manner in and date on which results of the offer are to be made public:	[Not Applicable/[•]]
Metod för och datum när resultat av erbjudandet kommer offentliggöras till allmänheten:	[Inte Tillämpligt/[•]]
Categories of potential investors to which the Notes are offered and whether tranche(s) have been reserved for certain countries:	[Not Applicable/[•]]
Kategorier av potentiella investerare till vilka Lånen erbjuds och huruvida trancher har reserverats för särskilda länder:	[Inte Tillämpligt/[•]]
Process for notification to applicants of the amount allotted and the indication whether dealing may begin before notification is made:	[Not Applicable/[•]]

Process för att underrätta kandidater om det tilldelade belopp och om handel kan komma att påbörjas före det att underrättelse har skett: [Inte Tillämpligt/[•]]

Name(s) and address(es), to the extent known to the Issuer, of the placers in the various countries where the offer takes place. [None/[•]]  
[Address: [[•]]]

Namn och adress(er), i den utsträckning som Emittenten känner till, till placerare i de olika länder där erbjudanden tar plats. [Inget/[•]]  
[Adress: [[•]]]

12. **[Swiss Franc Notes only - DOCUMENTS AVAILABLE**

**[Lån i Schweiziska Franc enbart - DOKUMENT TILLGÄNGLIGA**

Copies of the Final Terms and the Base Prospectus are available [at UBS AG, Prospectus Library, P.O. Box, CH-8098 Zürich, Switzerland (tel: +41 44 239 47 03, fax: +41 44 239 21 11 or email: [swiss-prospectus@ubs.com](mailto:swiss-prospectus@ubs.com)) / from the offices of Credit Suisse AG at Uetlibergstrasse 231, 8070 Zürich, Switzerland].]

Kopior av de Slutliga Villkoren och Grundprospektet finns tillgängligt [vid UBS AG, Prospectus Library, P.O. Box, CH-8098 Zürich, Schweiz (tel: +41 44 239 47 03, fax: +41 44 239 21 11 eller epost: [swiss-prospectus@ubs.com](mailto:swiss-prospectus@ubs.com)) / från Credit Suisse AG kontor vid Uetlibergstrasse 231, 8070 Zürich, Schweiz].]

13. **[Swiss Franc Notes only - REPRESENTATIVE**

**[Lån i Schweiziska Franc enbart - REPRESENTANT**

In accordance with Article 43 of the Listing Rules of the SIX Swiss Exchange, [•] has been appointed by the Issuer as representative to lodge the listing application with the Admission Board of the SIX Swiss Exchange.]

I enlighet med Artikel 43 i Reglerna för Listning från SIX Swiss Exchange, har [•] utsetts av Emittenten som representant att genomföra ansökningen om notering hos SIX Swiss Exchanges Admission Board.]

14. **[Swiss Franc Notes only - NO MATERIAL ADVERSE CHANGE / MATERIAL CHANGES SINCE THE MOST RECENT ANNUAL FINANCIAL STATEMENTS**

**[Lån i Schweiziska Franc enbart - INGEN VÄSENTLIG NEGATIV FÖRÄNDRING / VÄSENTLIGA FÖRÄNDRINGAR SEDAN DEN SENASTE ÅRSREDOVISNINGEN**

Except as disclosed in the Base Prospectus, there has been no material adverse change in the financial condition or operations of the Issuer since [31 December 2013], which would materially affect its ability to carry out its obligations under the Notes.]

Förutom såsom redogjorts för i Grundprospektet, har det inte skett någon väsentlig negativ förändring i Emittentens ekonomiska situation eller verksamhet sedan [31 December 2013], som väsentligen kan påverka dess möjligheter att uppfylla sina förpliktelser under Lånen.]

15. **[Swiss Franc Notes only - LISTING/TRADING INFORMATION**

**[Lån i Schweiziska Franc enbart - LISTNING/HANDELSINFORMATION**

(a) Trading Size and Ratio: [minimum and maximum trading size and the standard exercise ratio]

- (a) Handelsstorlek och Förhållande: [minsta och högsta handelsstorlek och standard för utövandeförhållande]
- (b) First Trading Day: [first trading day]
- (b) Första Handelsdag: [första handelsdag]
- (c) Last Trading Day and Time: [last trading day as well as (in the case of derivatives) the time of day at which trading shall cease]
- (c) Sista Handelsdag och -tidpunkt: [sista handelsdagen såväl som (om derivat) tidpunkten på den dag handel ska upphöra]
- (d) [(In the case of derivatives) Capital Protection: [Capital protection [specify] / no capital protection]]
- (d) [(Om derivat) Kapitalskydd: [Kapitalskydd [specificera] / inget kapitalskydd]]
- (e) [(In the case of derivatives) Type of quoting: [the Notes are traded or quoted including accrued interest (dirty trading)] [accrued interest is shown separately (clean trading)]]
- (e) [(Om derivat) Typ av återgivning: [Lånen handlas och återges inklusive upplupen ränta (dirty trading)] [upplupen ränta visas separat (clean trading)]]

16. **[Swiss Franc Notes only – INFORMATION RELATING TO UNDERLYINGS**

**[Lån i Schweiziska Franc enbart – INFORMATION AVSEENDE UNDERLIGGANDE**

[insert the information on the underlying instruments required by section 4 of scheme F (for derivatives) and the tax information in relation to a purchase of underlying instruments required by section 3.2.12 of scheme F (for derivatives) of the SIX Swiss Exchange (for derivatives) in respect of Notes to be listed on the SIX Swiss Exchange, to the extent such information is not already included elsewhere in the Final Terms.]

[för in den information om de underliggande instrumenten som krävs enligt avsnitt 2 i investeringsplan F och den skatteinformation för ett köp av underliggande instrument som krävs enligt avsnitt 3.2.12 i investeringsplan F (för derivat) för SIX Swiss Exchange (för derivat) beträffande Lån som ska listas på SIX Swiss Exchange, såvida sådan information inte redan inkluderats på annan plats i Slutliga Villkor.

17. **[Swiss Franc Notes only – ADDITIONAL INFORMATION**

**[Lån i Schweiziska Franc enbart – YTTERLIGARE INFORMATION**

Fees charged by the Issuer to the Noteholders post issuance: [none] [give details]

Avifter som tas ut av Emittenten från Innehavare efter emission: [inga] [infoga detaljer]



## THE NORDEA GROUP

### Overview

The Nordea Group (NBAB and its subsidiaries, the "**Nordea Group**" or the "**Group**") is a large financial services group in the Nordic markets (Denmark, Finland, Norway and Sweden) with additional operations in Russia, the Baltic countries and Luxembourg, as well as branches in a number of other international locations.

The Nordea Group's parent company, NBAB, is a public Swedish limited liability company incorporated under Swedish law. NBAB's shares are listed and traded on the Stockholm, Copenhagen and Helsinki stock exchanges. The Nordea Group's head office is located in Stockholm at Smålandsgatan 17, SE-105 71 Stockholm, Sweden.

As at 30 September 2014, the Nordea Group's assets totalled EUR 669 billion and tier 1 capital EUR 25.5 billion. As of the same date, the Nordea Group had approximately 11 million customers across the markets in which it operates, of which approximately 10 million are household customers in customer programmes and 0.5 million are active corporate customers.

As of 30 September 2014, the Nordea Group had approximately 800 branch office locations. In addition, the Group has a very large number of telephone and Internet customers.

In addition, the Nordea Group acts as an asset manager within the Nordic region with EUR 254.5 billion in assets under management as per 30 September 2014. The Nordea Group also provides life insurance products.

### The Formation of the Nordea Group

The Nordea Group was created through international mergers among four large Nordic financial institutions which gradually resulted in the creation of a single unit. Nordea's predecessors were Nordea Bank Sverige AB (publ) (formerly Nordbanken AB (publ)) in Sweden ("**Nordea Bank Sverige**"), which, on 1 March 2004, merged with the Group's parent company and underwent a change of name to Nordea Bank AB (publ); Nordea Bank Danmark A/S (formerly Unibank A/S) in Denmark ("**Nordea Bank Danmark**"); NBF (formerly Merita Bank Abp) in Finland; and Nordea Bank Norge ASA (formerly Christiania Bank og Kreditkasse ASA) in Norway ("**Nordea Bank Norge**").

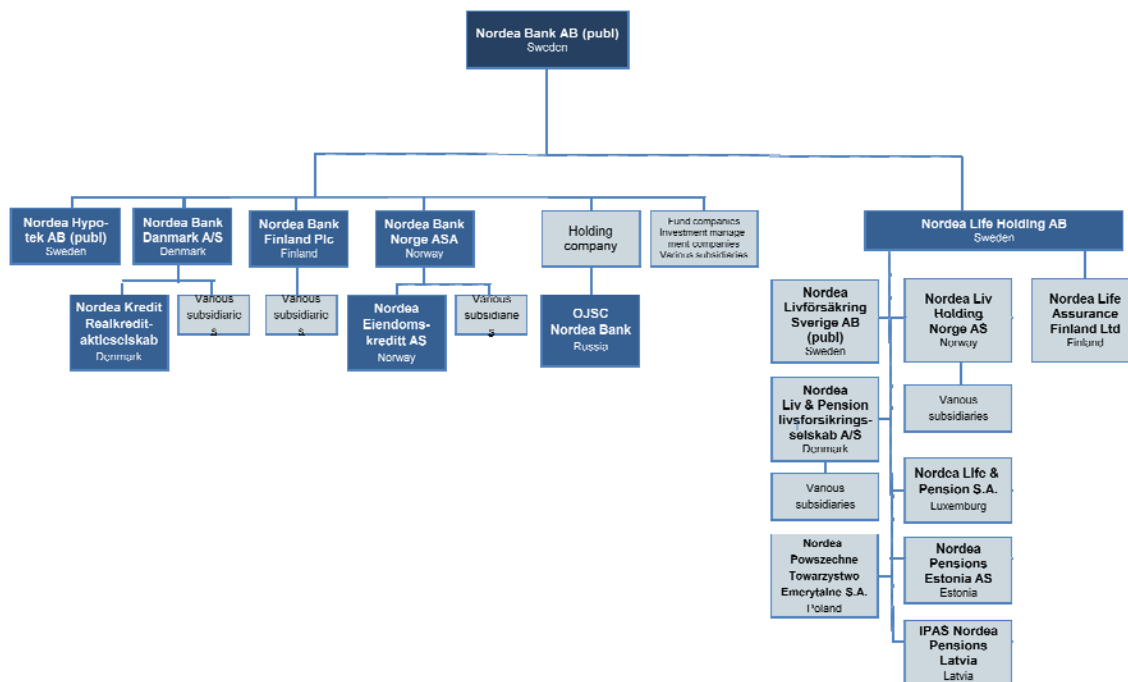
After the Group's parent company had adopted the name Nordea AB (publ) at the end of 2000, the name "Nordea" was gradually introduced within the Group and, by December 2001, the banks and branch offices within the Group had adopted the name Nordea.

### Legal Structure

To improve operating capacity, reduce risk exposure and enhance capital efficiency, Nordea's Board of Directors initiated a change in the Group's legal structure in June 2003. The internal restructuring commenced in 2003 when NBAB, the parent company of the Nordea Group, acquired Nordea Bank Sverige, Nordea Bank Danmark and Nordea Bank Norge from NBF. At the same time, Nordea AB (publ) also acquired Nordea North America, Inc. from NBF. Following these transactions, NBAB was established as a bank and its name was changed to Nordea Bank AB (publ). Thereafter, Nordea Bank Sverige merged with Nordea Bank. The merger was registered with the Swedish Patent and Registration Office (currently the Swedish Companies Registration Office) on 1 March 2004.

The Nordea Group aims at continuous simplification of its legal structure and the aim is that NBAB will be converted into a European company, a "Societas Europaea". The conversion is conditional on, among other things, NBAB obtaining necessary approvals from the relevant authorities. The final regulatory response to the financial crisis and the changed business environment that is often referred to as the "New Normal" are yet to be seen and evaluated. NBAB is following up and analysing the changes in process which are not expected to be finalised during 2014.

The following chart sets forth the general legal structure of the Nordea Group as of 1 April 2014.



NBAB (the parent of the Nordea Group) has foreign branches in Norway, Finland, Denmark, the Baltic countries and China. The operations of the Baltic branches were transferred from NBF to NBAB on 1 April 2014. The plan is to transfer the operations of the branches in the United Kingdom and Germany from NBF to NBAB on 1 January 2015.

## The Nordea Group's Organisation

### Overview

The Nordea Group's organisational structure, which was implemented in June 2011 and further developed during 2013, is built around three main business areas: Retail Banking, Wholesale Banking and Wealth Management. Group Corporate Centre and Group Risk Management are other central parts of the Nordea Group's organisation.

In the Nordea Group's organisation, all parts of the value chains – customer responsibility, support, products, staff and IT development – have been incorporated into the three main business areas with the objective to improve efficiency, increase return on equity and deepen customer relationships. By organising the business areas around value chains, NBAB believes that the responsibilities for creating efficiencies will be clear and that the Nordea Group will be able to respond to new regulatory and investor demands in an agile manner. The purpose of the organisational structure is also to enable all people within the Nordea Group to work closely with customers, including understanding and delivering on their needs and preferences. Segmentation of customers and differentiating both the value proposition and resource allocation according to customer needs are at the core of the Nordea Group's customer strategy.

Retail Banking is responsible for customer relations with household customers as well as large, medium-sized and small corporate customers in the Nordic and Baltic countries. Retail Banking is responsible for segmentation (customer groups) as well as value propositions (customer programmes), cross-border customer strategies and sales processes. The Retail Banking business is operated through the following customer areas: Banking Denmark, Banking Finland & Baltics, Banking Norway, Banking Sweden, Digital Banking and Nordea Finance and other units described in the below chart "Group organisation".

The Wholesale Banking business area builds on the Nordea Group's customer-centric relationship banking approach and aims to ensure that all service and product competences of the Nordea Group reach its large corporate and institutional customers. The Wholesale Banking business area includes the following business units: Corporate & Institutional Banking, Nordea Bank Russia, Markets-Fixed Income

Currency & Commodities, Markets-Equities, Markets-Investment Banking, Transaction Products and Core functions as described in the below chart "Group organisation".

The Wealth Management business area includes the following business units: Private Banking International, Private Banking Denmark, Private Banking Finland, Private Banking Norway, Private Banking Sweden, Asset Management, Life & Pensions, Savings & Wealth Offerings and Strategy, Support & Control. The Private Banking business is operated through an integrated model with Retail Banking.

Group Corporate Centre ("GCC") includes the following units: Group Treasury, Group Capital, Group Strategy & Business Control, Investor Relations, Group Finance, IT, Group IT, Group Legal, Group Workplace Management. GCC is a group function providing strategic and financial frameworks and processes as well as professional services and advice within its area of expertise.

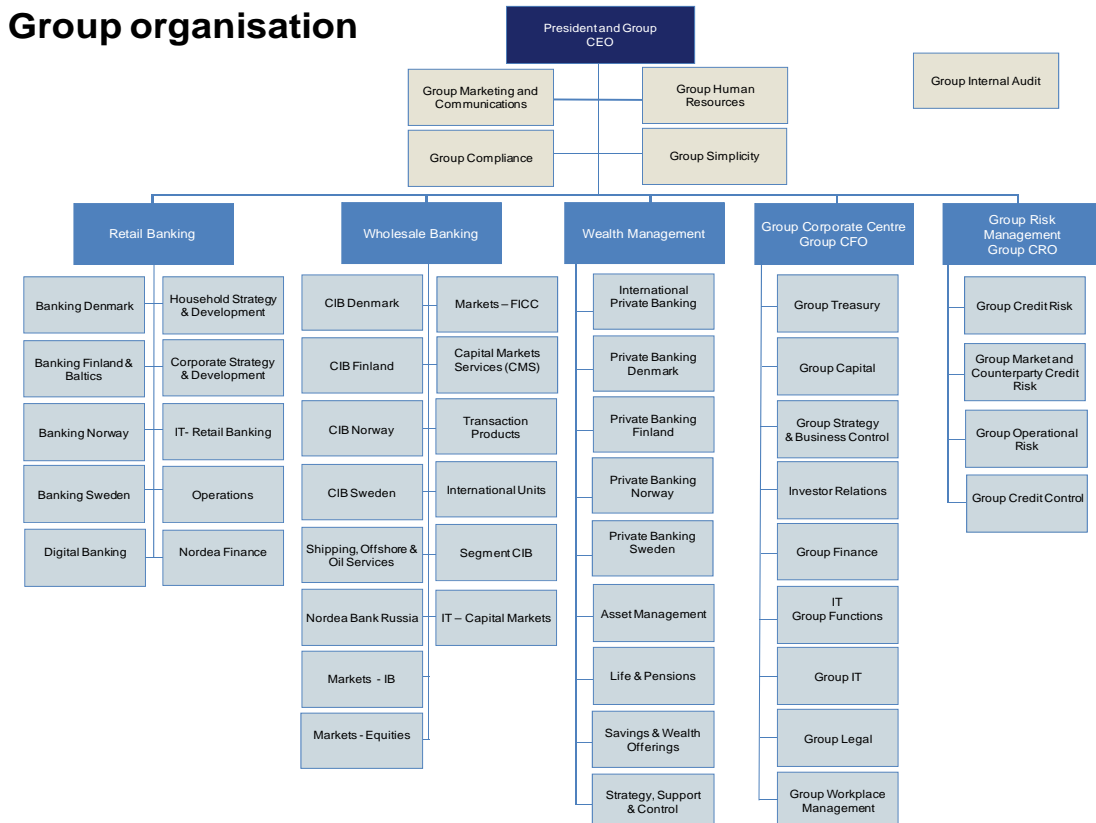
Group Risk Management ("GRM"), is a group function which manages and monitors all aspects of risks for the Nordea Group. GRM includes the following units: Group Credit Risk, Group Market and Counterparty Credit Risk, Group Operational Risk and Group Credit Control.

**Business areas**

At the core of the Nordea Group's strategy is segmentation of customers and differentiating both value proposition and resource allocation according to customer needs. The Nordea Group's customer activities are organised around two major customer groups: household customers and corporate customers. With both its household customers and corporate customers, the Nordea Group seeks to build long-term banking relationships and to become a lifetime financial partner by gaining an understanding of the customers' specific product and service needs and by offering products and advice tailored to meet those requirements.

To serve its household customers and corporate customers, the Nordea Group has divided its operations into three main business areas: Retail Banking, Wholesale Banking and Wealth Management. The business areas each comprise a number of business units which operate as separate profit units.

The following chart sets forth the Nordea Group's organisation.



### *Retail Banking*

Retail Banking is the largest of the business areas within the Nordea Group. Retail Banking is responsible for customer relations with household customers as well as large, medium-sized and small corporate customers in the Nordic and Baltic countries. Retail Banking is responsible for segmentation (customer groups) as well as value propositions (customer programmes), cross-border customer strategies and sales processes. Retail Banking's ambition is to create a leading retail banking franchise in Europe in terms of profitability, efficiency and customer experience. The Retail Banking business is operated through the following customer areas: Banking Denmark, Banking Finland & Baltics, Banking Norway, Banking Sweden, Digital Banking and Nordea Finance and other units described in the above chart "Group organisation".

Within Retail Banking, the Nordea Group operates a multi-channel distribution strategy in the household customer segment to ensure that household customers can access the bank when and how it suits them. The three core elements of Retail Banking's distribution strategy are branches, contact centres and on-line and mobile banking. Through the Nordea Group's common customer relationship system, the three distribution channels are fully integrated so that customer interaction in one channel is simultaneously recorded in all other channels. The Nordea Group assigns household customers in each of the Nordic markets to different segments based on the business volume and number of products and services the customer has with the Nordea Group, namely Premium, Gold, Silver and Bronze customers in the Nordea Group's customer programmes. Retail Banking advisors work to develop relationships with the Nordea Group's household customers and to provide them with product solutions tailored to meet their individual banking needs.

In the Nordic markets, Retail Banking divides its corporate customers further into the following customer segments: Large, Medium, Small Entrepreneur and Small corporates. The aim for the Large, Medium and Small customer segments is to develop customer relationships and to become the house bank for their respective customers. Retail Banking has launched a concept to service small corporate customers with one adviser for both their corporate and their household business.

### *Wholesale Banking*

The mission of the Wholesale Banking business area is to provide strong relationship and product offerings to the largest Nordic corporate and institutional customers in NBAB. The business area aims to ensure integration of the value chain from customer units through product, support and IT units.

NBAB believes that its strategy for the largest corporate customers has proven robust during the ongoing transformation of the banking industry. NBAB further believes that the Nordea Group's local sales organisations combined with a global production platform enable it to capitalise on the benefits of relationship banking and economies of scale. The relationship strategy provides the Nordea Group with a deep knowledge of its customers and their industries which allows Wholesale Banking to strengthen its customer offering.

Currently, the Wholesale Banking business area includes the units Corporate & Institutional Banking, Shipping, Offshore & Oil Services, Banking Russia, Nordea Markets, Transaction Products and International Units.

The Wholesale Banking business area includes the following business units: Corporate & Institutional Banking, Nordea Bank Russia, Markets-Fixed Income Currency & Commodities, Markets-Equities, Markets-Investment Banking, Transaction Products, Shipping, International Units, Segment CIB and Core functions as described in the above chart "Group organisation".

Description of the units within Wholesale Banking:

#### *Corporate & Institutional Banking*

Corporate & Institutional Banking consists of four individual divisions, covering each of the Nordic countries. The Corporate & Institutional Banking divisions serve corporate and institutional customers. Customers are serviced by a dedicated customer team consisting of a senior relationship manager as well as product, credit and legal specialists. It is the responsibility of the senior relationship manager to coordinate all activities related to the specific customer.

Corporate & Institutional Banking customers are offered tailored solutions and the full range of financial services from NBAB, including loans, deposits, cash management services, project finance, export and trade finance, corporate finance and capital markets products. In addition to Nordic corporate and institutional customers, Corporate & Institutional Banking is also responsible for the corporate part of the Nordea Group's international business.

#### Shipping, Offshore & Oil Services

Shipping, Offshore & Oil Services is the customer unit responsible for serving customers in the shipping, offshore, oil services, and cruise and ferry industries worldwide. NBAB believes that the Nordea Group is a leading bank to the global shipping and offshore sector with strong brand recognition and a world-leading loan syndication franchise.

Shipping, Offshore & Oil Services has the following business sub-units: Shipping Europe, Asia and Middle East, Shipping Norway, Shipping Denmark, Global Offshore & Oil Services and Global Syndication. Employees within the sub-units are located in Nordea Bank Norway, Nordea Bank Denmark, NBAB and NBF, including the branches of NBF in London, New York and Singapore. The Competence Centre for Shipping, Offshore & Oil Services is in Oslo, Norway as part of Nordea Bank Norway.

#### Nordea Bank Russia

Nordea Bank Russia offers a full range of bank services to corporate and private customers. Corporate customers of Nordea Bank Russia include leading Russian, Scandinavian and international companies operating in Russia. Nordea Bank Russia offers account and cash services, cash management, lending, trade and project finance, leasing and factoring, deposit taking and bank card services. The primary business focus is on large global companies and core Nordic customers.

#### International Units

International Units ensure the NBAB's presence in major financial markets where a broad range of products and services are offered to NBAB's customers. The customer focus of International Units is on large Nordic corporate and institutional customers conducting business outside the Nordic region as well as international customers doing business in the Nordic region. International Units consist of five branches located in New York, London, Frankfurt, Shanghai and Singapore and two representative offices located in Sao Paulo and Beijing.

#### Segment CIB

Segment CIB is responsible for supporting the Corporate & Institutional Banking and Shipping, Offshore & Oil Services across all countries. The division consists of three main areas: Corporate Research, Segment Management and International Banks. International Banks is responsible for the relationship with banks, bank-owned asset managers and sovereigns, supra-nationals and agencies outside the Nordic countries.

#### Markets

The Nordea Group runs, what it believes to be, the leading markets and investment banking operation in the Nordic region. Markets is responsible for handling trading, research and sales within areas such as foreign exchange, fixed income, equities, structured products, commodities, debt capital markets and corporate finance, offering its products to all Nordea customer segments.

Markets is a customer driven franchise where the trading activities are driven by the management of the risk inherent in customer transactions, with no proprietary trading. Markets consists of three main divisions: Fixed Income, Currency & Commodities ("**FICC**"), Markets Investment Banking and Markets Equities, located primarily in the Nordic capitals. The value chain within capital markets products consists of these business divisions, together with Financial Risk and Control, Capital Markets Services (CMS) and IT Capital Markets. Markets FICC offers risk management products but also intermediation of credit and capital through, among other things, repos and securities lending. Capital Markets within Markets Investment Banking offers advisory services in relation to intermediation of credit and capital but does not have an independent access to allocation of capital.

### Transaction Products

Transaction Products consists of three main areas, namely Cash Management, Trade Finance and Financial Anti-Crime. Cash Management offers payment solutions and cash pool services. Trade Finance assists exporting and importing customers with payment, financing and risk management services through, among other things, guarantees, documentary credits and collections. The main objective of Financial Anti-Crime is to operate an efficient support organisation against financial crime.

### Wealth Management

Wealth Management provides investment, savings and risk management products and solutions. It manages the Nordea Group's customers' assets, provides wealth planning and gives investment advice to affluent and high-net-worth individuals as well as institutional investors. The goal of Wealth Management is to become the leading wealth manager in the Nordic region, with global reach and global capabilities and will do so by ensuring that it provides its customers with high-quality advice, a high standard of service and a broad and deep offering of high-quality products through a cost and capital-efficient model. The business area consists of eight business units: Asset Management, Life & Pensions, Private Banking Denmark, Private Banking Finland, Private Banking Norway, Private Banking Sweden, International Private Banking and Saving & Wealth Offerings and the support unit Strategy, Support & Control.

Description of the units within Wealth Management:

Asset Management is responsible for investment management and investment funds within the Nordea Group and is also responsible for serving institutional clients and third party distributors with investment products. Life & Pensions provides life insurance, pension products and services for both individuals and corporate segments and operates in ten countries in Europe. Customers are served through branches, Nordea Life & Pensions' own sales force and through external distribution. Private Banking advises wealthier customers in NBAB on all aspects of their financial situation. International Private Banking provides similar services as Private Banking but to individuals resident in markets outside the Nordea Group's home markets through offices in Luxembourg and Zürich. Savings & Wealth Offerings is responsible for the savings product offering to all of the Nordea Group's segments including asset allocation, portfolio planning, equity trading and sales support to distribution. Strategy, Support and Control manages and aligns business support functions for all Wealth Management's units.

### Private Banking

The Nordea Group operates its Private Banking business through an integrated model with Retail Banking. The Nordea Group believes that this integrated operating model enables it to fully leverage the distribution capabilities of the whole Group and customer base as well as to utilise the investment and product development competencies in the Nordea Group.

In addition to its Nordic Private Banking operations, the Nordea Group engages in international Private Banking operations that are targeted at both customers of a Nordic origin domiciled outside the Nordic region and international customers of non-Nordic origin.

### Asset Management

Asset Management is responsible for producing investment management products in the Nordea Group as well as the insourcing of externally produced products distributed to NBAB clients. The products are delivered to both household customers and corporate customers, including institutional clients. The product range comprises investment funds and discretionary mandates within all asset classes but with the majority within equity, fixed income and balanced products. Asset Management's products are distributed to the Nordea Group's clients by Retail Banking, Wholesale Banking and Private Banking. Distribution of products to large institutional clients and third-party distributors is managed by the customer unit Institutional Clients in Asset Management and Global Fund Distribution.

### Life & Pensions

Life & Pensions covers product development, production and packaging of life insurance and pension products to corporate and household customers. Nordea Life Holding AB is the parent company for the Life & Pensions operations. The operations are conducted in legal entities wholly owned by Nordea Life

Holding AB while the customers are served through banking branches, Life & Pensions' own sales force or via tied agents, brokers and to a small extent other financial institutions.

#### *Description of Group Corporate Centre*

GCC is responsible for delivering selected fundamental building blocks required for the banking activities within each of the Nordea Group's business areas. GCC aims to ensure that NBAB operates with an adequate strategy and portfolio composition. GCC is also responsible for the measurement and analysis relating to performance as well as capital and liquidity management of the Nordea Group. GCC directly contributes to the Nordea Group's results by providing capital and funding, proprietary trading and tax optimisation. In addition, GCC is responsible for securing adequate processes relating to financial reporting.

#### *Description of Group Risk Management*

GRM manages and monitors all aspects of risk including credit, market and operational risk. GRM develops risk models, credit policies, credit processes and IT tools that support business areas and other business units within the Nordea Group together with efficient processes and prudent risk management.

### **Strategy**

The Nordea Group is a universal banking group with a relationship strategy centred on its customers and advisory capabilities. The main pillar supporting this strategy is the awareness that success and the purpose of the operations start with meeting the needs of the Nordea Group's customers. The Nordea Group's strategy is based on its "2015 plan," which is focused on the continued development of the relationship banking business model. At the centre of this strategy is the Nordea Group's ambition to understand, advise, service and commit to its customers for the benefit of building long-term core relationships where the main focus areas are:

- balanced customer focus, building on a customer-centric organisational design, in which the right products are delivered in the right manner at the right price;
- people focus, clear values and principles are reflected in the objectives and incentives that are set within the Nordea Group, and how managers lead, develop and support people; values and leadership are the strongest drivers of performance and corporate culture;
- value chain optimisation and decreased complexity, adoption and development of best practices where loyalty to simplicity, transparency and reduction of complexity is promoted while keeping the Nordea Group's clients and their objectives in focus; NBAB believes that having one operating model and business area ownership of the end-to-end value chain ensures overview, accountability and congruence; and
- trust and responsibility, continued focus on compliance, and emphasis on implementing new rules and regulation quickly, and thereby making it possible to capture the benefits of the compliance-related investments, also in the form of a deeper understanding of the Nordea Group's customers and risks.

This focused relationship strategy provides the basis for reaching the Nordea Group's financial target, as further discussed below. NBAB acknowledges that to be able to meet future needs of customers in a flexible and adaptive way, the Nordea Group needs to focus even more on simplifying its products, infrastructure, processes and systems.

NBAB believes that profitability will be key to maintaining a high credit rating, low funding costs and flexibility within the Nordea Group's capital position, and further believes that sound profitability is a prerequisite for providing customers with excellent customer experiences in a sustainable manner. For the Nordea Group to stay in what it sees as the top league in performance for its peer group of European banks, NBAB believes it needs to increase the Group's return on equity by taking actions on both cost and capital efficiency, and at the same time continue to grow the Group's income. In line with this strategy, NBAB has set a single financial target for the Group, and the medium-term ambition is to reach a return on equity of 13 per cent. taking into account the prevailing low interest rate environment and with a core tier 1 capital ratio of above 13 per cent.

## ***Capital Policy***

The Nordea Group has established a capital policy to reflect the new regulatory environment. The current capital policy states that Nordea Group should have a common equity tier 1 ratio above 13 per cent. and a capital ratio over 17 per cent. As there are still uncertainties with respect to the SFSA's view on standardised models to be used by the banks for calculating the size of the pillar II add-on, as well as other ongoing regulatory uncertainties, the Nordea Group's capital policy will be revised once the regulatory regime is clarified. The capital policy is based on management's current best view on capitalisation although there is still uncertainty regarding the final framework for new capital adequacy standards, including the local implementation of CRD IV. NBAB considers these targets as minimum targets under normal business conditions, given that the regulatory framework is dynamic. The ambition regarding dividends is to increase the dividend payout ratio for 2014 and 2015, while maintaining a strong capital base. The long-term target is to be decided once the regulatory regime is clarified.

## ***Key Initiatives and Levers***

In order to generate income growth, several key initiatives have been identified, and are being executed, within the Nordea Group. Initiatives, which include repricing of the existing lending stock in all segments, focus on cross-selling with the goal of providing additional services to customers and increasing ancillary income. The Nordea Group is also, as part of the relationship strategy, constantly focusing on acquiring additional relationship customers. NBAB believes that the new low-growth environment has accelerated the need for strict cost discipline in order for the Nordea Group to remain competitive in servicing its customers. NBAB aims to achieve this by increased efficiency and focus on simplification of the Nordea Group's processes and infrastructure. To this end, the physical distribution is being streamlined, re-directing standardised banking transactions to online/mobile channels and optimising the advisory offering in the branches. Further, initiatives to increase operational efficiency through centralisation of support functions, automation of processes and transformation of premises are worked into the efficiency plan. In parallel, a significant change agenda is ongoing to streamline and simplify the Nordea Group's IT legacy systems and to enhance, among other things, the digitisation of customer documentation.

In total, cost savings initiatives are expected to generate gross savings of approximately EUR 900 million. These savings will enable the Nordea Group to invest in mandatory regulatory projects and IT infrastructure as well as in customer related areas, and assist in the Nordea Group obtaining a target cost level in 2015 that is 5 per cent. lower than costs in 2013. To continue servicing its customers' need for financing, NBAB believes the Nordea Group will need to operate in a more capital-efficient manner. The Nordea Group will work with its customers to ensure that the most capital-efficient solutions are chosen. This involves optimising the maturity of loans, agreeing on collaterals and choosing off-balance sheet solutions when appropriate. Housekeeping activities (such as correctly registered collaterals), portfolio reviews and development of more advanced risk models, are expected to provide further relief. In total, the capital efficiency initiatives are estimated to reduce the Nordea Group's RWA by approximately EUR 35 billion by 2015 (a gross RWA reduction of EUR 7.8 billion was recorded in 2013), and will mitigate the effects of new regulation and, growth until 2015.

## ***Household and Corporate Relationships***

The Nordea Group's relationship strategies are divided into a household relationship strategy and a corporate relationship strategy.

### ***Household Relationship Strategy***

Household customers are divided into four segments based on their business with the Nordea Group. For each segment, the Nordea Group has developed a value proposition, including contact policy, service level, pricing and product solutions. The core philosophy of this strategy is to provide the best service, advice and product solutions to customers and thereby to ensure loyalty, brand value and increase business and income. The Nordea Group's household pricing is transparent and generally non-negotiable. NBAB believes that the Nordea Group has a broad and competitive product range and strong distribution power. Product development is geared at reducing complexity and developing products with a low capital requirement in order to meet both the demands of customers and regulatory requirements. The Nordea Group's savings product offering is designed to take account of customers' wealth, their level of involvement, stage of life and risk appetite.



The Nordea Group pursues a multichannel distribution strategy, aiming to improve customer satisfaction while reducing the cost of serving. Proactive contact with customers is conducted by local branches and supplemented by contact centres, online services and the mobile bank. The Nordea Group aims at having recurring advisory meetings with all existing and potential relationship customers, taking their entire finances and long-term preferences into account in order to provide a comprehensive financial solution.

#### *Corporate Relationship Strategy*

Corporate customers comprise four segments based on their business potential and the complexity of their banking needs. For each segment, the Nordea Group has developed a value proposition including contact policy, service level and product solutions to provide comprehensive financial solutions and ensure "house bank" relationships. Relationship managers take a holistic view of the customer's situation and targets and organise the relationship accordingly. NBAB believes that the Nordea Group's strength and size as a banking group enable it to offer highly competitive solutions to the benefit of corporate customers. NBAB believes that its strategy for the largest corporate customers has proven robust during the ongoing transformation of the banking industry. NBAB further believes that the Nordea Group's local sales organisations combined with a global production platform enable it to capitalise on the benefits of relationship banking and economies of scale. The Nordea Group is committed to its goal of becoming the leading bank in the wholesale segment in all its Nordic markets.

#### **Recent Developments**

##### *Acquisition and Conveyance of Own Shares*

The 2014 AGM resolved that NBAB, in order to facilitate its securities business, may purchase its own ordinary shares according to chapter 7 section 6 of the Swedish Securities Market Act (*lagen (2007:528) om värdepappersmarknaden*) for the period until the next annual general meeting. The purchase by NBAB of its own shares is subject to the limitation that NBAB's holding of such shares in its trading book must never exceed 1 per cent. of the total number of shares in NBAB.

The 2014 AGM also authorised the Board of Directors, for the period until the next annual general meeting, to decide on the acquisitions of ordinary shares in NBAB on a regulated market where its ordinary shares are listed, or by means of an acquisition offer directed to all holders of ordinary shares in NBAB. However, NBAB's holding of its own shares must not exceed 10 per cent. of its total number of shares. The purpose of the acquisition of own shares is to facilitate an adjustment of NBAB's capital structure to meet capital requirements and to make it possible to use own shares as payment in connection with acquisitions of companies or businesses or in order to finance acquisitions of companies or businesses.

In addition, the 2014 AGM authorised the Board of Directors, for the period until the next annual general meeting, to decide on conveyance of ordinary shares in NBAB to be used as payment in connection with acquisitions of companies or businesses or in order to finance acquisitions of companies or businesses. Conveyance of ordinary shares may also be made in another way than on a regulated market up to the number of ordinary shares in NBAB that at any time are held by NBAB.

##### *Convertible Instruments*

The 2014 AGM authorised the Board of Directors, for the period until the next annual general meeting, on one or several occasions, with or without preferential rights for existing shareholders, to decide on the issue of convertible instruments. The amount that the share capital may be increased by full exercise of the convertible instruments shall not exceed 10 per cent. of NBAB's share capital. The issue of such convertible instruments shall be done in line with market conditions. The purpose of the authorisation is to facilitate a flexible and efficient adjustment of NBAB's capital structure to the new capital requirements within the CRD IV framework.

##### *Costs associated with replacement of IT Systems*

On 22 October 2014, NBAB announced its intention to build new core banking and payment platforms, which will lead to an increase in its IT investments over the coming 4-5 years. As a consequence NBAB will replace some of its current IT systems, which has required it to recognise a one-off impairment charge of tangible and intangible assets of EUR 344 million in its income statement for the three months ended 30 September 2014.

## Capital Adequacy

The Nordea Group uses a variety of capital measurements and capital ratios to manage its capital. The Nordea Group calculates its regulatory capital requirements according to the capital requirement regulation (CRR/CRD).

The Nordea Group received approval from the relevant financial supervisory authorities in July 2007, permitting it to use the foundation IRB approach for its corporate and institution credit portfolios in Denmark, Finland, Norway and Sweden (with exceptions for foreign branches and subsidiaries). In December 2008, the Nordea Group also received approval to use IRB models for its retail credit portfolio. In May 2011, Nordea was approved to use the IRB approach for the corporate and retail portfolios stemming from the acquisition of the Danish Fionia Bank A/S. In January 2012, the Nordea Group received approval to use the foundation IRB approach for corporate and institution portfolio in the international units (i.e., branches in Shanghai, London, Singapore, Frankfurt, New York and the Cayman Islands). In November 2012, the Nordea Group received approval to use the foundation IRB approach for corporate and institution portfolio for the Baltic branches in Estonia, Latvia and Lithuania. In December 2012 the SFSA and FFSA approved NBAB for the internal model method (IMM) used for calculation of counterparty credit risk in Finland and Sweden. In the fourth quarter of 2013, Nordea was approved to use the foundation IRB approach for its corporate and institution portfolio in Russia. Additionally, in January 2014, the SFSA in agreement with the three other Nordic financial supervision authorities approved NBAB's application to use the advanced IRB approach for the Nordea Group's corporate exposures in the Nordic region. The Nordea Group uses the standardised approach for its remaining portfolios. The Nordea Group aims to continue the roll-out of the IRB approaches). The Nordea Group is also approved to use its own internal Value at Risk (VaR) models to calculate capital requirements for the major parts of the market risk in the trading books. For operational risk, the standardised approach is applied.

The Nordea Group's core tier 1 capital ratio excluding transition rules was 14.9 per cent. at the end of 2013, representing an 180bp improvement since 2012 (13.1 per cent.). The tier 1 capital ratio excluding transition rules ended at 15.7 per cent. (14.3 per cent.), while the corresponding capital ratio ended at 18.1 per cent. (16.2 per cent.). Improved capital ratios were achieved through efficient RWA management in combination with strong profit generation. At the end of 2013 the Nordea Group's fully loaded Basel III (CRR/CRD IV) pro forma core tier 1 ratio was 13.9 per cent.

As of 31 December 2013, the Nordea Group's tier 1 capital and capital base exceeded the regulatory minimum requirements. Considering results of capital adequacy stress testing, growth expectations and capital forecasting including, impact of new regulation, CRR/CRD IV, the Nordea Group assesses that the buffers held for current regulatory capital purposes are sufficient.

The Nordea Group uses a "pillar 1 plus pillar 2" approach in order to assess the internal capital requirement. This methodology uses the pillar 1 capital requirement for credit risk, market risk and operational risk as outlined in the CRD as the starting point for its risk assessment. Following this, pillar 2 risks, that is, risks not included in pillar 1, are considered. Pillar 2 risks include interest rate risk in the banking book, risk in the Nordea Group's internal defined benefit plans, real estate risk, concentration risk and business risk.

The Nordea Group uses its Economic Capital framework to identify and assess pillar 2 risks, and as its primary tool for internal capital allocation considering all risk types. Another important component of assessing capital adequacy is stress testing. The Nordea Group stress tests both pillar 1 and pillar 2 risks and considers the results of such tests when determining the Nordea Group's internal capital requirements. The Nordea Group uses its existing internal capital measurements as the basis for any additional capital buffers, subject to the judgment of the aforementioned third parties.

The Internal Capital Adequacy Assessment Process (ICAAP) is to review the management, mitigation and measurement of material risks within the business environment in order to assess the adequacy of capitalisation and to determine an internal capital requirement reflecting NBAB's capital policy determines target capitalisation levels in NBAB. NBAB reviewed its capital policy in light of new regulatory proposals and market perception at the beginning of 2013. In addition to the Nordea Group's internal capital requirements, ongoing dialogues with third parties affect the Nordea Group's capital targets, in particular, views of the external rating agencies.

## NORDEA BANK AB (PUBL)

### Operational Overview

Nordea Bank AB (publ) or, as the case may be, a predecessor to NBAB, has operated as a part of the Nordea Group since 1998, which was formed as a result of the merger between Merita and Nordbanken. The merger between Merita and Nordbanken has been addressed in detail above; see "*The Nordea Group—Formation of the Nordea Group*".

NBAB conducts banking operations in Sweden within the scope of the Nordea Group's business organisation. NBAB develops and markets financial products and services to household customers, corporate customers and the public sector.

### Legal Structure and Subsidiaries

Nordea Bank Sverige AB (publ) was a wholly owned subsidiary of NBAB (formerly Nordea AB (publ)) until 1 March 2004, when Nordea Bank Sverige merged with NBAB (see above "*The Nordea Group—Legal Structure*" for further information). NBAB was incorporated on 8 October 1997 in accordance with Swedish law. NBAB's registered office is located in Stockholm, Sweden. NBAB is subject to the Swedish Companies Act (2005:551) and is licensed to conduct banking operations in accordance with the Banking and Finance Business Act (2004:297), and further to pursue financing operations and operations related thereto including, among other things, carrying out securities business. NBAB is subject to substantial regulation in all markets in which it operates. NBAB is registered at the Swedish Companies Registration Office under the name Nordea Bank AB. NBAB is a public (publ) limited liability company with registration no. 516406-0120. The head office is located in Stockholm at the following address: Smålandsgatan 17, SE-105 71 Stockholm, Sweden (telephone no. +468-614-7000). NBAB has a number of directly and indirectly owned subsidiaries. NBAB shares are listed on the stock exchanges in Stockholm, Helsinki and Copenhagen.

### The Main Subsidiaries

The three main subsidiaries of NBAB are Nordea Bank Danmark, NBF and Nordea Bank Norge.

NBF is a public limited liability company which has been granted a licence from the Finnish Financial Supervisory Authority to conduct banking business in Finland. NBF also holds a licence to engage in mortgage credit bank operations as defined in the Finnish Act on Mortgage Credit Bank Operations and offers investment services in accordance with the Finnish Act on Investment Services. Banking and financing business in Finland is regulated by the Finnish Act on Credit Institutions and by the Finnish Act on Commercial Banks and Other Credit Institutions in the form of a Limited Company.

Nordea Bank Danmark is a Danish public limited liability company (*Da. Aktieselskab*) which has been granted a license from the Danish Financial Supervisory Authority (*Da. Finanstilsynet*) to conduct banking business in Denmark. Banking business in Denmark is regulated by the Danish Financial Business Act and the Danish Securities Trading Act.

Nordea Bank Norge is regulated under the Norwegian Act on Commercial Banks and the Act on Financial Institutions and in relevant parts, the Norwegian Act on Public Limited Companies. In addition, Nordea Bank Norge holds a licence as an investment firm and is therefore also regulated by the Norwegian Securities Trading Act.

### Share Capital and Shareholders

According to NBAB's Articles of Association, the share capital of NBAB shall not be less than EUR 2,700,000,000 and not more than EUR 10,800,000,000. Shares may be issued in two classes, Ordinary shares and C-shares. As of the date of this Base Prospectus, all existing shares of NBAB are ordinary shares. In voting at a general meeting, each of the Ordinary shares confers one vote and each of the C-shares, one tenth of one vote. C-shares do not entitle holders to any dividend. The Articles of Association set forth reciprocal rights and obligations between each owner and each class in the case of any issuance of new shares in NBAB.

As of the date of this Base Prospectus, NBAB's share capital is EUR 4,049,951,919, consisting of 4,049,951,919 ordinary shares with a quota value of EUR 1.00. Each share entitles the holder to one

vote. NBAB is not entitled to vote with any shares it holds in itself. The following table sets forth information relating to NBAB's five largest shareholders as of 30 September 2014:

Shareholder	Number of shares (million)	Percent of share capital and votes
Sampo plc .....	860.4	21.4%
Nordea fonden .....	158.2	3.9%
Swedbank Robur Funds .....	135.4	3.4%
Alecta .....	93.0	2.3%
AMF Insurance & Funds .....	68.46	1.7%

## Board of Directors

According to the Articles of Association, the Board of Directors shall consist of at least six and no more than fifteen members elected by the shareholders at the shareholders' meeting. As of the date of this Base Prospectus, the Board of Directors consists of eight members elected by the shareholders at the shareholders' meeting for the period until and including the annual general meeting in 2015. In addition, three members and one deputy member are appointed by the employees. Employees have a right, according to Swedish legislation, to be represented on the Board. The CEO of Nordea is not a member of the Board of Directors.

The following table sets forth, for each member of the Board of Directors, his or her year of birth and the year of his or her initial appointment to the Board of Directors.

Name	Year of birth	Board member since	Position
Björn Wahlroos .....	1952	2008	Chairman
Marie Ehrling .....	1955	2007	Vice Chairman
Elisabeth Grieg .....	1959	2013	Member
Tom Knutzen .....	1962	2007	Member
Robin Lawther .....	1961	2014	Member
Lars G. Nordström .....	1943	2003	Member
Sarah Russell .....	1962	2010	Member
Kari Stadigh .....	1955	2010	Member

In addition, the Board of Directors includes the following employee representatives (one of whom at any time is a deputy member) appointed by the trade unions.

Name	Year of birth	Board member since	Position
Kari Ahola .....	1960	2006	Employee Representative
Lars Oddestad .....	1961	2009	Employee Representative
Hans Christian Riise .....	1961	2013	Employee Representative

The members of the Board of Directors have the following office address: c/o Nordea Bank AB (publ), Smålandsgatan 17, SE-105 71 Stockholm, Sweden.

With the exception of the employee representatives, all members of the Board of Directors work outside the Nordea Group. No potential conflicts of interest exist between any duties to NBAB of a member of the Board of Directors and the private interests or other duties of such persons.

*Björn Wahlroos* has been a member of the Board of Directors since 2008 and has served as its Chairman since 2011. As of the date of this Base Prospectus, Mr. Wahlroos also serves as the Chairman of the Board of Directors of Sampo plc and UPM-Kymmene Oyj. In addition, he is Board Chairman of Hanken School of Economics and a member of the Board of Directors of several organisations and charities, including the Finnish Business and Policy Forum EVA/ETLA and the Mannerheim Foundation.

*Marie Ehrling* has been a member of the Board of Directors since 2007 and has served as its Vice Chairman since 2011. As of the date of this Base Prospectus, Ms. Ehrling is the Chairman of the Board of Directors of TeliaSonera AB (publ). She is also a member of the Board of Directors of Securitas AB and Axel Johnson AB. She is also a member of the Board of Directors of Centre for Advanced Studies of Leadership at the Stockholm School of Economics and a member of the Royal Swedish Academy of Engineering Sciences (IVA).

*Elisabeth Grieg* has been a member of the Board of Directors since 2013. As of the date of this Base Prospectus, Ms. Grieg chairs the Board of SnØhetta Design AS, is a Board member of Grieg International AS and Board Chair/Board member of several other companies in the Grieg Group. She is also a Board member of the Grieg Foundation as well as SOS Children's Villages Norway. Ms. Grieg is also a member of the Nordic Committee of Det Norske Veritas (DNV) and the Confederation of Norwegian Enterprises (NHO) as well as a member of the advisory board of Bellona (Sahara Forest Project).

*Tom Knutzen* has been a member of the Board of Directors since 2007. As of the date of this Base Prospectus, Mr. Knutzen is the CEO of Jungbunzlauer Suisse AG. He is also a member of the Board of Directors of FLSmidt & Co A/S.

*Robin Lawther* has been a member of the Board of Directors since 2014. As of the date of this Base Prospectus, Ms. Lawther is a member of the Board of Directors of the Shareholder Executive that manages the UK government's shareholder relationships with businesses owned or part-owned by the UK government.

*Lars G. Nordström* has been a member of the Board of Directors since 2003. As of the date of this Base Prospectus, Mr. Nordström is the Board Chairman of Vattenfall AB and a member of the Board of Directors of Viking Line Abp. He is the Board Chairman of the Finnish-Swedish Chamber of Commerce and a member of the Swedish-American Chamber of Commerce. He is also a member of the Royal Swedish Academy of Engineering Sciences (IVA) and an Honorary Consul of Finland in Sweden.

*Sarah Russell* has been a member of the Board of Directors since 2010. As of the date of this Base Prospectus, Ms. Russell is the CEO of AEGON Asset Management.

*Kari Stadigh* has been a member of the Board of Directors since 2010. As of the date of this Base Prospectus, Mr. Stadigh is the Group CEO and President of Sampo plc. Mr. Stadigh also serves as the Chairman of the Board of Directors of If P&C Insurance Holding AB (publ) and Mandatum Life Insurance Company Limited and is a member of the Board of Directors of Nokia Corporation and Oy Forcit Ab. He is Vice Chairman of the Federation of Finnish Financial Services and Board member of Niilo Helander Foundation and Finland Chamber of Commerce

### **Group Executive Management**

Group Executive Management currently consists of seven members, including the CEO. The President and CEO is appointed by the Board of Directors and is charged with the day-to-day management of the Nordea Group and the Nordea Group's group-wide affairs in accordance with applicable laws and regulations, including the Swedish Code of Corporate Governance (*Svensk kod för bolagsstyrning*) (the "**Swedish Corporate Governance Code**"), as well as the instructions provided by the Board of Directors. The instructions regulate the division of responsibilities and the interaction between the CEO and the Board of Directors. The CEO works closely with the Chairman of the Board of Directors, for example, in planning the meetings of the Board of Directors.

The following table sets forth each member of Group Executive Management, his or her year of birth, the year of his or her initial employment as a member of Group Executive Management and his or her current position.

<u>Name</u>	<u>Year of birth</u>	<u>Group Executive Management member since</u>	<u>Position</u>
Christian Clausen.....	1955	2001	President and Group CEO
Lennart Jacobsen .....	1966	2013	Executive Vice President, Head of Retail Banking and Country Senior Executive in Sweden
Mads G. Jakobsen.....	1966	2014	Executive Vice President, Deputy Head of Retail Banking and Country Senior Executive in Denmark
Torsten Hagen Jørgensen .....	1965	2011	Executive Vice President, CFO and Head of Group Corporate Centre
Ari Kaperi .....	1960	2008	Executive Vice President, CRO, Head of Group Risk Management and Country Senior Executive in Finland
Casper von Koskull .....	1960	2010	Executive Vice President and Head of Wholesale Banking
Gunn Wærsted .....	1955	2007	Executive Vice President, Head of Wealth Management and Country Senior Executive in Norway

The members of the Group Executive Management have the following office address: c/o Nordea Bank AB (publ), Smålandsgatan 17, SE-105 71 Stockholm, Sweden.

No potential conflicts of interest exist between any duties to NBAB of a member of the Group Executive Management and the private interests or other duties of such persons.

*Christian Clausen* has been the President and Group CEO of Nordea since 2007 and a member of Group Executive Management since 2000. Mr. Clausen joined the Nordea Group in 2000 as Executive Vice President, Head of Asset Management & Life. Mr. Clausen participates in meetings of the Board of Directors of Nordea in his capacity as the CEO. As of the date of this Base Prospectus, Mr. Clausen is the President of the European Banking Federation and a Board member of the Swedish Bankers' Association.

*Lennart Jacobsen* has been Executive Vice President, Head of Retail Banking and Country Senior Executive in Sweden and a member of Group Executive Management since 2013. Mr. Jacobsen joined the Nordea Group in 2013 as Head of Implementation & Execution Service, Retail Banking. Prior to joining the Nordea Group, Mr. Jacobsen held various positions within GE Capital, including Country Manager of GE Money Bank in Sweden from 2003 to 2008 and CEO of GE Money Bank Nordics from 2009 to 2012.

*Mads G. Jakobsen* has been Deputy Head of Retail Banking and a member of Group Executive Management since 2014. Mr. Jakobsen joined the Nordea Group in 2002 and has held several executive positions within the Nordea Group. During the years 2011–2014, Mr. Jakobsen was Head of Nordea Markets FICC.

*Torsten Hagen Jørgensen* has been Executive Vice President and a member of Group Executive Management since 2011 and CFO and Head of Group Corporate Centre since 2013. Mr. Jørgensen joined the Nordea Group in 2005 and has held several executive positions within the Nordea Group.

*Ari Kaperi* has been Executive Vice President and a member of Group Executive Management since 2008. He became CRO and Head of Group Risk Management as well as Country Senior Executive in Finland in 2010. Mr. Kaperi joined the Nordea Group in 2001 and has held several executive positions within the Nordea Group. As of the date of this Base Prospectus, Mr. Kaperi is the Chairman of the Board of Directors of the Federation of Finnish Financial Services, Deputy Chairman and a Board member of the Confederation of Finnish Industries (EK), and a member of the Board of Directors of Varma Mutual Pension Insurance Company. He is also a Board member of Foundation for Economic Education and Art Foundation Merita, and a member of the Advisory Board of Central Chamber of Commerce, Finnish Business and Policy Forum Eva/ETLA and University of Turku Foundation.

*Casper von Koskull* has been Executive Vice President and a member of Group Executive Management since 2010 and Head of Wholesale Banking since 2011. Mr. von Koskull joined the Nordea Group in 2010 and was Head of Corporate Merchant Banking & Capital Markets from 2010 to 2011. As of the date of this Base Prospectus, Mr. von Koskull is a member of the International Chamber of Commerce ICC Finland.

*Gunn Wærsted* has been Executive Vice President, Country Senior Executive in Norway and a member of Group Executive Management since 2007, and Head of Wealth Management since 2011. Ms. Wærsted was Head of Shipping, Private Banking & Savings Products from 2010 to 2011. As of the date of this Base Prospectus, Ms. Wærsted is a member of the Board of Directors of Petoro A/S, Finance Norway (FNO), a member of the Nomination Committee of Schibsted ASA and a member of the Council of Det Norske Veritas (DNV).

There are no potential conflicts of interest between any duties of the members of the Board of Directors or members of Group Executive Management of NBAB towards NBAB and their private interests and/or other duties.

## **Independence**

NBAB complies with applicable rules regarding the independence of the Board of Directors. The Nomination Committee considers all members of the Board of Directors elected by the shareholders, apart from Björn Wahlroos and Kari Stadigh, independent in relation to the Company's major shareholders. As of the date of this Base Prospectus, Björn Wahlroos is Chairman of the Board of

Directors of Sampo plc and Kari Stadigh is managing director and the Group CEO of Sampo plc which owns more than 10 per cent. of all shares and votes in NBAB.

All of the members elected by the shareholders are independent of the Company and its executive management.

No member of the Board of Directors elected by the annual general meeting is employed by or working in an operative capacity in the Nordea Group. The members and the deputy members of the Board of Directors appointed by the employees are employed by the Nordea Group and therefore not independent of the Nordea Group.

The number of members of the Board of Directors who are independent in relation to the Nordea Group and its executive management as well as independent in relation to the Company's major shareholders exceeds the minimum requirement set forth in the Swedish Companies Act (*aktiebolagslagen (2005:551)*) and the Swedish Corporate Governance Code, which states that at least two of the Board members elected by the general meeting of shareholders who are independent of the company and the company's executive management shall also be independent of the company's major shareholders. The Nordea Group complies with these requirements.

### **External Auditors**

According to the Articles of Association, one or two auditors shall be elected by the general meeting for a term of one year.

The auditor appointed by the 2014 AGM for the period until the end of the next annual general meeting is KPMG AB with Hans Åkervall as auditor-in-charge, Box 16106, SE-103 23 Stockholm. The auditor is authorised by, and a member of, FAR SRS.

### **Legal and Administrative Proceedings**

As a result of conducting its business in the ordinary course, the Nordea Group is a party to legal and administrative proceedings, including proceedings in which it is acting as plaintiff seeking to recover unpaid debts owed by defaulting borrowers and other customers, or as respondent in other cases. The Nordea Group is involved in a variety of claims, disputes, legal proceedings and governmental investigations in jurisdictions where it is active. These types of claims and proceedings expose the Nordea Group to monetary damages, direct or indirect costs (including legal costs), direct or indirect financial loss, civil and criminal penalties, loss of licenses or authorizations, or loss of reputation, as well as the potential for regulatory restrictions on its businesses. As of the date of this Base Prospectus, none of the governmental, legal or arbitration proceedings to which the Nordea Group is party (including any such proceedings which are pending or threatened of which the Board of Directors is aware) are considered likely to have any significant effects on the Nordea Group's financial position and there are no governmental, legal or arbitration proceedings to which the Nordea Group has been party (including any such proceedings which are pending or threatened of which the Board of Directors is aware) during the 12 months preceding the date of this Base Prospectus which may have, or have had, significant effects on the Nordea Group's financial position or profitability.

### **Dividends**

NBAB's annual shareholder general meeting has approved, and NBAB has paid, the following dividends in the last five years:

- 2013: EUR 0.43 per share, total dividend payment of EUR 1,734 million;
- 2012: EUR 0.34 per share, total dividend payment of EUR 1,370 million;
- 2011: EUR 0.26 per share, total dividend payment of EUR 1,048 million;
- 2010: EUR 0.29 per share, total dividend payment of EUR 1,168 million; and
- 2009: EUR 0.25 per share, total dividend payment of EUR 1,006 million.

## **Notices**

Notices to the Noteholders are given in accordance with Condition 16 (*Notices*) of the Terms and Conditions of the Notes.

## **Articles of Association**

The objects of NBAB can be found in article 3 of its Articles of Association. The objects of NBAB are to conduct such banking business referred to in Chapter 1 section 3 of the Swedish Banking and Financing Business Act (SFS 2004:297), to conduct financing operations and operations naturally connected therewith in accordance with Chapter 7 section 1 of the Swedish Banking and Financing Business Act and, in its capacity as parent company, to attend to and be responsible for overall functions in the Nordea Group, such as management, supervision, risk management and staff functions.

The Articles of Association were last amended on 12 May 2011.

## **Material Agreements**

NBAB is not a party to any material agreement outside of its normal course of business which may result in another Nordea Group company obtaining a right or incurring an obligation which may materially affect the NBAB's ability to perform its obligations.

## **Corporate Governance**

Corporate governance in Nordea follows generally adopted principles of corporate governance. The external framework which regulates the corporate governance work include the Swedish Companies Act, Banking and Financing Business Act, Annual Accounts Act, the Annual Accounts Act of Credit Institutions and Securities Companies, the NASDAQ OMX rules and the rules and principles of the Swedish Code of Corporate Governance.

## **NBAB's Recent Developments**

For further information regarding any recent developments, see the sections entitled "*Legal Structure*" and "*Recent Developments*" in "*The Nordea Group*" above.



## NORDEA BANK FINLAND PLC

### Operational overview

NBF has, since 1998, been a part of the Nordea Group which was formed following the merger between Merita and Nordbanken which is addressed in more detail above (see "*The Nordea Group–Formation of the Nordea Group*").

NBF conducts banking operations in Finland as a part of the Nordea Group and its operations are fully integrated into the Nordea Group's operations.

### Legal structure and subsidiaries

NBF is a wholly-owned subsidiary of NBAB. NBF was incorporated on 2 January 2002 in accordance with Finnish law. NBF has its registered office in Helsinki, Finland and is a company with limited liability pursuant to the Finnish Companies Act (*Osakeyhtiölaki*) and holds a licence to conduct banking operations in accordance with the Credit Institutions Act (*Laki luottolaitostoiminnasta*). All the operations of NBF are integrated into the operations of the Nordea Group. NBF is subject to substantial regulation in all markets in which it operates. NBF is registered in the trade register with business identity code 1680235-8. NBF has its head office in Helsinki at the following address: Aleksanterinkatu 36 B, 00100 Helsinki, Finland (telephone number +358 9 1651).

NBF holds a license from the FIN-FSA to issue covered bonds in accordance with the Finnish Act on mortgage credit bank operations (*Laki kiinnitysluottopankkitoiminnasta*).

NBF has subsidiaries in Finland and abroad. The most significant subsidiary is Nordea Finance Finland Ltd.

### Share Capital

According to article 5 of its Articles of Association, the number of shares in NBF shall be not less than 500,000,000 and not more than 2,000,000,000. As of the date of this Base Prospectus, NBF's share capital is EUR 2,319,300,000 consisting of 1,030,800,000 ordinary shares with a carrying amount of EUR 2.25.

### Board of Directors

At the date of this Base Prospectus, NBF's Board of Directors consists of the following members:

Torsten Hagen Jørgensen, chairman

Casper von Koskull, vice chairman

Carl-Johan Granvik

Gunn Waersted

All Board members, except for Carl-Johan Granvik, are employed by the Nordea Group:

<u>Name</u>	<u>Year of birth/ Member since</u>	<u>Position</u>
Torsten Hagen Jørgensen	1965/2013	Executive Vice President, CFO and Head of Group Corporate Centre
Casper von Koskull	1960/2010	Executive Vice President and Head of Wholesale Banking
Carl-Johan Granvik	1949/2012	Former positions in Nordea Group: President and Country Senior Executive of Nordea Bank Finland Plc and Chief Risk Officer and Executive Vice President
Gunn Waersted	1955/2010	Executive Vice President, CEO in Nordea Bank Norge, Head of Wealth Management and Country Senior Executive in Norway

*Torsten Hagen Jørgensen* has been Executive Vice President and a member of Group Executive Management since 2011 and CFO and Head of Group Corporate Centre since 2013. Mr. Jørgensen joined the Nordea Group in 2005 and has held several executive positions within the Nordea Group.

*Casper von Koskull* has been Executive Vice President and a member of Group Executive Management since 2010 and Head of Wholesale Banking since 2011. Mr. von Koskull joined the Nordea Group in 2010 and was Head of Corporate Merchant Banking & Capital Markets from 2010 to 2011. As of the date of this Base Prospectus, Mr. von Koskull is a member of the International Chamber of Commerce ICC Finland.

*Carl-Johan Granvik* is not employed by the Nordea Group. Former positions in the Nordea Group: President and Country Senior Executive of NBF and Chief Risk Officer and Executive Vice President. As of the date of this Base Prospectus Mr. Granvik is Chairman of the Board of Technopolis plc, Julius Stjernvalls Donationsfond, William Thuring's Foundation, Kelonia Ab plc and also Emilie and Rudolf Gesellius fund. Mr. Granvik is the Chairman of the Investment Committee of Sponsor fund II Ky. Mr. Granvik is a member of, Kelonia Placerings Ab plc and Sigrid Juselius Foundation. Mr. Granvik is a member of the Investment Committee of Forum Fastighets Kb. Mr. Granvik is a Supervisory Board member of the Foundation Svenska Handelshögskolan.

*Gunn Wærsted* has been Executive Vice President, Country Senior Executive in Norway and a member of Group Executive Management since 2007, and Head of Wealth Management since 2011. Ms. Wærsted was Head of Shipping, Private Banking & Savings Products from 2010 to 2011. As of the date of this Base Prospectus, Ms. Wærsted is a member of the Board of Directors of Petoro A/S, Finance Norway (FNO), a member of the Nomination Committee of Schibsted ASA and a member of the Council of Det Norske Veritas (DNV).

The address of the Board members is c/o Nordea Bank Finland Plc, Aleksanterinkatu 36 B, 00100 Helsinki, Finland.

To the best knowledge of NBF, no potential conflicts of interest exist between any duties to NBF of a member of the Board of Directors or the Nordea Group executive management and the private interests or other duties of such persons.

### **Auditors**

NBF's auditors are elected at the annual general meeting of the shareholders for a period of one year. The auditors elected at the annual general meeting with respect to the years 2003, 2004, 2005, 2006, 2007, 2008, 2009, 2010, 2011, 2012, 2013 and 2014 are KPMG Oy Ab of Töölönlahdenkatu 3 A, FI-00100 Helsinki, Finland. Marcus Tötterman is the auditor-in-charge. KPMG Oy Ab are members of the Finnish Institute of Authorised Public Accountants.

### **Legal and arbitration proceedings**

Within the framework of the normal business operations, the Nordea Group faces claims in civil lawsuits and disputes, most of which involve relatively minimal amounts. Neither NBF nor any of its subsidiaries is, or has been involved in any governmental, legal or arbitration proceedings (including any such proceedings which are pending or threatened of which NBF is aware of) during the last 12 months that may have, or have had, recent significant effects on NBF's or the Nordea Group's financial position or profitability.

### **Dividends**

NBF's annual shareholder general meeting has approved, and NBF has paid, the following dividends in the last five years:

2013: total dividend payment of EUR 627 million;

2012: total dividend payment of EUR 3.5 billion;

2011: total dividend payment of EUR 700 million;

2010: total dividend payment of EUR 600 million; and

2009: total dividend payment of EUR 1.3 billion.

### **Articles of Association**

The objects of NBF can be found in article 2 of its Articles of Association. The objects of NBF are to engage in such deposit banking business as defined in the Credit Institutions Act, offer such investment services and safe custody and asset management services, as prescribed in Sections 5 and 15 respectively, of the Investment Firms Act, and to engage in mortgage credit bank operations, as defined in the Act on mortgage credit bank operations. In its capacity as Group parent company, NBF also attends to and answers for the centralised functions of the credit and financial institutions and other companies belonging to its group, such as group administration, steering, supervision and risk management.

The Articles of Association were last amended on 28 January 2013.

### **Material Contracts**

There are no material contracts having been entered into outside the ordinary course of NBF's business and which could result in any Nordea Group member being under an obligation or entitlement that is material to NBF's ability to meet its obligation to Noteholders in respect of the Notes being issued.

### **Corporate governance**

All the operations of NBF are integrated into the operations of the Nordea Group. The Nordea Group has established a corporate governance framework at group level and the framework is reviewed on a continuous basis.

### **Funding**

NBF's borrowing is conducted in both the Finnish and the international fixed income and money markets. Short-term funding refers mainly to issuance of certificates of deposit and commercial papers issued by NBF branches in London and New York. Long-term funding mainly takes place through issuance of structured notes under NBF's Structured Note Programme and NBF's EMTN and Covered Bond Programme. NBF issued its inaugural covered bond under the revised Finnish covered bond legislation in November 2010. NBF had outstanding subordinated debenture loans of EUR 0.4 billion at the end of the second quarter of 2014.

### **The loan portfolio**

NBF operates mainly in the Finnish mortgage lending market and grants loans, primarily long-term in nature, to private individuals through its branch office network. The purpose of such lending is primarily to finance single family homes and for terraced houses or flats (which are commonly owned by housing companies) and summer cottages. Although the central emphasis is on housing financing, financing for business and commercial property is also provided. The collateral granted to NBF in relation to its lending consists mainly of mortgages on residential property and pledges over housing company shares. The average repayment period of a mortgage loan is 20 years in Finland. A majority of NBF's customers in Finland choose interest rates for interest periods of up to 12 months where the interest base is EURIBOR. NBF's share of the Finnish mortgage market amounted to 30.5 per cent. at the end of the second quarter of 2014.

## NORDEAKONCERNEN

### Översikt

Nordeakoncernen (Nordea Bank AB (publ) och dess dotterbolag, "**Nordeakoncernen**", "**Koncernen**" eller "**Nordea**") är en stor finanskoncern i Norden (Danmark, Finland, Norge och Sverige) med verksamhet även i Ryssland, Estland, Lettland, Litauen samt Luxemburg och på ett antal andra platser i världen.

Nordeakoncernens moderbolag, Nordea Bank AB (publ) ("**NBAB**") är ett svenskt publikt bankaktiebolag som bildats enligt svensk lag. NBAB:s aktier är börsnoterade och handlas på börserna i Stockholm, Köpenhamn och Helsingfors. Nordeakoncernens huvudkontor ligger i Stockholm med adress Smålandsgatan 17, SE-105 71 Stockholm.

Per den 30 september 2014 uppgick Nordeakoncernens tillgångar till EUR 669 miljarder och koncernens primärkapital uppgick till EUR 25,5 miljarder. Per samma datum hade Nordeakoncernen omkring 11 miljoner kunder på de marknader där man bedriver verksamhet, varav 10 miljoner är privatkunder i fördelsprogram och 0,5 miljoner är aktiva företagskunder.

Antalet lokalkontor inom Nordeakoncernen uppgick den 30 september 2014 till omkring 800. Därutöver har Koncernen ett mycket stort antal telefon- och Internetkunder.

Dessutom agerar Nordeakoncernen som kapitalförvaltare inom Norden och den övriga Östersjöregionen med EUR 254,5 miljarder i förvaltade tillgångar per den 30 september 2014. Nordeakoncernen tillhandahåller även livförsäkringsprodukter.

### Bildandet av Nordeakoncernen

Nordea skapades genom internationella samgåenden som gradvis resulterade i att fyra större nordiska finansiella institutioner bildade en enhet. Föregångare till Nordea var Nordbanken AB (publ) i Sverige, namnändrad till Nordea Bank Sverige AB (publ), ("**Nordea Bank Sverige**"), och därefter, den 1 mars 2004, fusionerad med Koncernens moderbolag, och namnändrad till Nordea Bank AB (publ); Unibank A/S i Danmark, namnändrad till Nordea Bank Danmark A/S ("**Nordea Bank Danmark**"); Merita Bank Abp i Finland, föregångare till NBF; och Christiania Bank og Kreditkasse ASA i Norge, namnändrad till Nordea Bank Norge ASA ("**Nordea Bank Norge**").

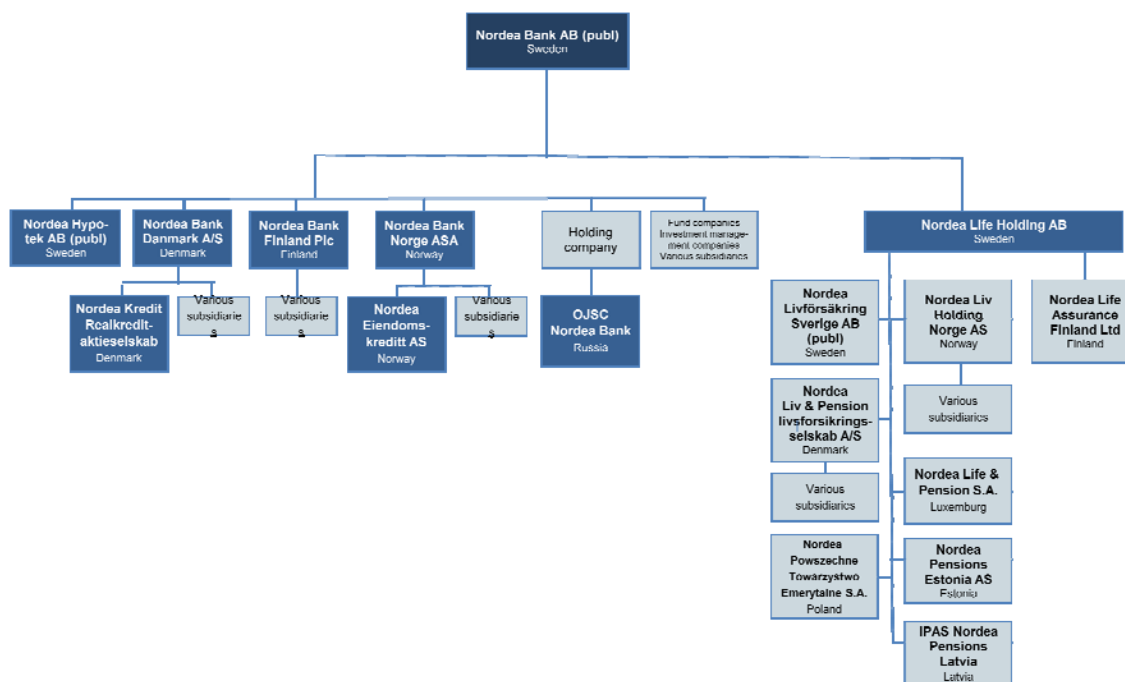
Efter det att Koncernens moderbolag i slutet av år 2000 antagit namnet Nordea AB (publ) rullades namnet Nordea successivt ut inom Koncernen och i december 2001 hade bankerna och lokalkontoren inom Koncernen antagit namnet Nordea.

### Legal struktur

För att förbättra driftskapaciteten, minska riskexponeringen och förstärka kapitaleffektiviteten inledde Nordeakoncernens styrelse i juni 2003 en förändring av Koncernens legala struktur. Arbetet med den interna omstruktureringen inleddes under 2003 genom att Nordea AB (publ), moderbolaget i Nordeakoncernen, förvärvade Nordea Bank Sverige, Nordea Bank Danmark och Nordea Bank Norge från NBF. Samtidigt förvärvade Nordea AB (publ) även Nordea North America, Inc. från NBF. Efter att dessa transaktioner ägt rum ombildades Nordea AB (publ) till bank och namnet ändrades till Nordea Bank AB (publ). Därefter fusionerades Nordea Bank Sverige med Nordea Bank AB (publ). Patent- och registreringsverket (numera Bolagsverket) registrerade fusionen den 1 mars 2004.

Nordea strävar efter att ständigt förenkla sin koncernstruktur, och vad gäller de nordiska bankerna är målet att Nordea Bank AB (publ) ska omvandlas till ett europabolag. En ombildning förutsätter bland annat att Nordea får tillstånd från berörda myndigheter. De slutliga regler som kommer att införas till följd av den turbulens som råder på finansmarknaden samt de nya marknadsförutsättningar som hänvisas till som det "Nya Normala" återstår fortfarande att ta del av och utvärdera. Nordea följer upp och analyserar förändringarna fortlöpande. Dessa förändringar väntas dock inte slutföras under 2014.

Nedanstående tabell återger Nordeakoncernens övergripande struktur 1 april 2014.



NBAB, d.v.s. Nordeakoncernens moderbolag, har filialer i Norge, Finland, Danmark, Baltikum och Kina. De baltiska filialernas verksamhet överläts från NBF till NBAB 1 april 2014. Den 1 januari 2015 planerar man att överlåta verksamheten i de brittiska och tyska filialerna från NBF till NBAB.

## Nordeas Organisationsstruktur

### Överblick

Nordeakoncernens nuvarande organisationsstruktur som introducerades juni 2011, och som utvecklades under 2013, bygger på de tre huvudsakliga affärsområdena Retail Banking, Wholesale Banking och Wealth Management. Group Corporate Centre och Group Risk Management är andra centrala delar av organisationen.

Alla delar av värdekedjorna – kundansvar, stöd, produkter, personal och IT-utveckling – har införlivats i affärsområdena med målet att öka effektiviteten, höja avkastningen på eget kapital och fördjupa kundrelationerna. Genom att organisera affärsområdena kring värdekedjor, så anser NBAB, att skapandet av ansvaret för effektivitet blir tydligare och Nordea-koncernen kommer att vara beredd på att snabbt bearbeta regelverk och krav från investerare. Syftet är också att göra det möjligt för Nordeas medarbetare att arbeta nära sina kunder och kunna förstå och respondera till kundernas behov och preferenser. Segmentering av kunder och differentiering avseende såväl erbjudanden som resursallokering med hänsyn taget till kundens behov är kärnan i Nordeas strategi.

Retail Banking ansvarar för kundrelationer vad gäller hushåll samt stora-, mellanstora- och småföretag i Norden och Baltikum. Retail Banking ansvarar för kundindelning (kundgrupper) samt värdeskapande kunderbjudanden (kundprogram), gränsöverskridande kundstrategier och försäljningsprocesser. Verksamhetsområdet agerar genom Banking Denmark, Banking Finland och Baltikum, Banking Norway, Banking Sweden, Digital Banking och Nordea Finance och de andra enheter som återges i organisationskartan nedan.

Wholesale Banking bygger på Nordeas kundorienterade relationsbankstrategi och siktar på att tillförsäkra att samtliga tjänster och produkter inom Nordeakoncernen når de stora företagskunderna och institutionella kunder. Detta affärsområde inkluderar affärsenheterna Corporate & Institutional Banking, Shipping, Nordea Bank Russia, Markets-Fixed Income Currency & Commodities, Markets-Equities, Markets-Investment Banking, Transactions Products och andra kärnfunktioner återgivna i organisationskartan nedan.

Wealth Management innefattar affärsområdena Private Banking, Private Banking Denmark, Private Banking Finland, Private Banking Norway, Private Banking Sweden, Asset Management, Life & Pensions, Savings & Wealth Offerings och Strategy, Support & Control. Private Banking är verksam genom en integrerad modell med Retail Banking.

Group Corporate Centre ("GCC") inkluderar följande verksamhetsgrenar: Group Treasury, Group Capital, Group Strategy & Business Control, Investor Relations, Group Finance, Group IT, Group Legal, och Group Workplace Management. GCC är en koncernfunktion som tillhandahåller strategiska och finansiella ramverk och processer såväl som professionella tjänster och rådgivning inom dess område.

Group Risk Management ("GRM") är en koncernfunktion som hanterar och övervakar alla aspekter av risk för Nordea-koncernen, och inkluderar följande verksamhetsgrenar: Group Credit Risk, Group Market and Counterparty Credit Risk, Group Operational Risk och Group Credit Control.

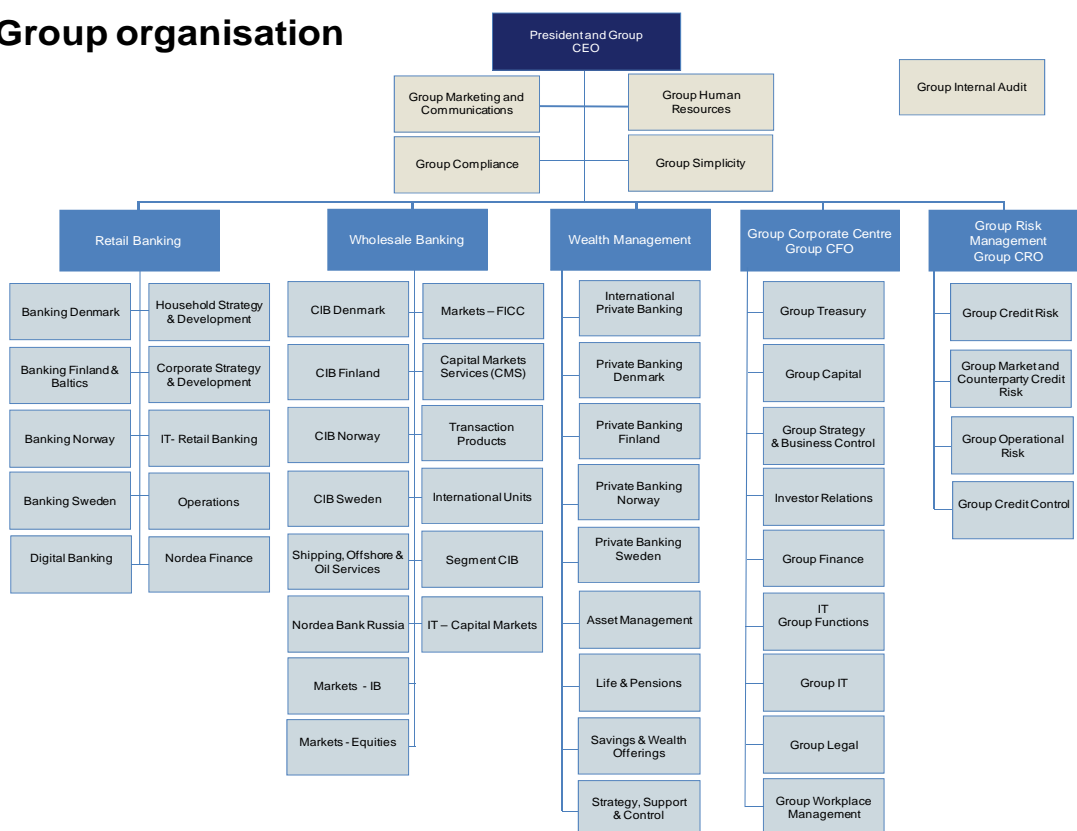
### Affärsområden

Kärnan i Nordeas strategi är segmentering av kunder och differentiering avseende såväl erbjudanden som resursallokering med hänsyn taget till kundens behov. Nordeas kunder är indelade i framförallt två större kundgrupper: privatkunder och företagskunder. Nordea arbetar för att bygga långsiktiga bankrelationer och för att bli en livslång finansiell partner till dessa kunder genom att förstå kundens specifika behov av produkter och tjänster samt genom att erbjuda produkter och rådgivning utformad för kundens specifika behov.

För privatkunder och företagskunder har Nordea delat in affärsverksamheten i tre huvud-affärsområden: Retail Banking, Wholesale Banking och Wealth Management. Varje affärsområde består av ett antal affärsenheter som fungerar som självständiga resultatenheter.

Nedanstående figur visar Nordeakoncernens organisationsstruktur.

## Group organisation



## *Retail Banking*

Retail Banking är Nordeas största affärsområde, och ansvarar för kundrelationer och försäljning till hushållskunder samt stora, mellanstora och små företagskunder i Norden och Baltikum. Retail Banking är ansvarig för kundindelning (kundgrupper) och även värdeskapande kunderbidanden (kundprogram), gränsöverskridande kundstrategier samt säljprocesser. Retail Bankings ambition är att skapa den ledande retailbanken i Europa sett till lönsamhet, effektivitet och kundupplevelser. Retail Banking verkar inom följande kundområden: Banking Denmark, Banking Finland & Baltics, Banking Norway, Banking Sweden, Digital Banking och Nordea Finance och andra funktioner beskrivna i organisationsstrukturen ovan.

Inom Retail Banking använder sig Nordea av en multifunktionell distributionsstrategi för sina hushållskunder i syfte att försäkra sig om att kunderna har tillgång till bankens tjänster när kunderna vill och behöver dessa. Nordeas strategi bygger på en flerkanalsdistribution med kontor, kundcenter, Internetbank och banktjänster i mobilen som de tre viktigaste kanalerna. Dessa kanaler integreras genom Nordeas kundrelationssystem som registrerar kundens uppgifter i samtliga kanaler innebärande att ett agerande från kunden i en kanal samtidigt registreras i övriga kanaler. Nordea placerar hushållskunderna i kundsegment utifrån affärsvolym och det antal produkter och tjänster som kunden har hos Nordea. Kundsegmenten är indelade i Premium-, Guld-, Silver- och Bronskunder. Rådgivarna inom Retail Banking arbetar med att erbjuda kunderna inom dessa segment produktlösningar som tillgodoser kundens individuella bankbehov.

I Norden delas företagskunderna inom Retail Banking in i följande företagssegment: stora företag, medelstora företag, små entreprenörer och små företag. För segmenten stora företag och medelstora företag och små företag är målet att utveckla kundrelationerna och att bli husbank för deras respektive kunder. Retail Banking har sjösatt ett koncept där små företagskunder erbjuds en rådgivare för både företagstjänster och privat tjänster.

## *Wholesale Banking*

Wholesale Banking ska tillhandahålla en stark relation med och produkter till NBAB:s största nordiska företagskunder och institutionella kunder. Verksamhetsområdet siktar till att integrera värdekedjan genom produktenheter, supportenheter och IT-enheter.

NBAB anser att Wholesale Bankings affärsmodell visat sin styrka under branschens pågående omvandling. Lokala säljorganisationer i kombination med en global produktionsplattform gör att Nordea kan dra nytta av både kundrelationer och storskalighet. Relationsstrategin säkerställer djupgående kunskap om kunder och deras branscher, vilket stärker Wholesale Bankings erbjudande till kunderna.

Wholesale Banking inkluderar affärsenheterna Corporate & Institutional Banking, Nordea Bank Russia, Markets-Fixed Income Currency & Commodities, Markets-Equities, Markets-Investment Banking, Transaction Products, Shipping, International Units, Segment CIB och andra kärnenheter återgivna i organisationsstrukturen ovan.

Beskrivning av enheterna inom Wholesale Banking:

### *Corporate & Institutional Banking*

Corporate & Institutional Banking utgörs av fyra enheter som täcker varje nordiskt land. Enheterna jobbar mot företagskunder och institutionella kunder. Kunderna betjänas av ett dedikerat kundteam bestående av en senior kundansvarig och produktspecialister, lånespecialister och legala specialister. Kundansvariga koordinerar alla aktiviteter gentemot en viss kund.

Kunderna erbjuds skräddarsydda lösningar innefattandes alla NBAB:s finansiella tjänster, vilket innefattar tjänster inom lån, insättningar, cash management, projektfinansiering, export- och handelsfinansiering samt kapitalmarknadstjänster. Corporate & Institutional Banking ansvarar också för företagssidan avseende Nordea-koncernens internationella verksamhet.

### *Shipping, Offshore & Oil Services*

Shipping, Offshore & Oil Services är den affärsenhet som betjänar kunder i sektorerna shipping, offshore och oljeservice samt kryssnings- och färjerederier över hela världen. NBAB anser att Nordea-koncernen

är en ledande bank i den globala shipping- och offshoresektorn, med ett välkänt varumärke och en världsledande ställning inom lånesyndikering.

Shipping, Offshore & Oil Services har subenheterna Shipping Europe, Asia and Middle East, Shipping Norway, Shipping Denmark, Global Offshore & Oil Services och Global Syndication. Subenheterna har anställda inom Nordea Bank Norway, Nordea Bank Denmark, NBAB och NBF (inklusive dess filialer i London, New York och Singapore). I Oslo finns Competence Centre for Shipping, Offshore & Oil Services, som är en del av Nordea Bank Norway.

#### *Nordea Bank Russia*

Nordea Bank Russia erbjuder alla slags banktjänster till företags- och privatkunder. Företagskunder omfattar ledande ryska, skandinaviska och internationella företag som verksamma inom Ryssland. Nordea Bank Russia erbjuder konto- och kontanttjänster, cash management, utlåning, affärs- och projektfinansiering, leasing och factoring, insättningar och bankkortstjänster. Fokus ligger på stora globala företag och viktiga nordiska kunder.

#### *International Units*

International Units tillser att NBAB är närvarande på de främsta finansiella marknaderna, där en varierande typ av tjänster och produkter erbjuds NBAB:s kunder. Kundfokus ligger på stora nordiska företagskunder och institutionella kunder som verkar utanför Norden men också internationella kunder som verkar inom Norden. International Unit består av fem filialer, belägna i New York, London, Frankfurt, Shanghai och Singapore. Därutöver finns kontor i Sao Paolo och Beijing.

#### *Segment CIB*

Segment CIB ansvarar för att stödja Corporate & Institutional Banking och Shipping, Offshore & Oil Services världen över och har tre subgrupper: Corporate Research, Segment Management och International Banks. International Banks ansvarar för kundrelationer med banker, bankägda förvaltare och stater och överstatliga myndigheter utanför Norden.

#### *Markets*

Enligt Nordea-koncernens uppfattning är Nordea Markets ledande i Norden inom kapitalmarknadstjänster och investment banking. Markets ansvarsområden är handel med finansiella instrument, analys samt försäljning inom områden som exempelvis valutaväxling, räntebärande papper, aktier, strukturerade produkter, råvaror, finansmarknadstjänster, finansiell rådgivning och bolagsfinansiering och erbjuder sina tjänster till alla Nordeas kunder.

Markets är en kunddriven franchise där handelsaktiviteten går ut på att hantera inneboende risker i kundtransaktioner, och ingen handel med egna medel bedrivs. Markets består av tre subgrupper: Fixed Income, Currency & Commodities ("FICC") och Markets Investment Banking and Markets Equities som främst är belägna i de nordiska huvudstäderna. Värdekedjan inom kapitalmarknadstjänsterna består av dessa tre affärsenheter, tillsammans med Financial Risk and Control, Capital Markets Services (CMS) och IT Capital Markets. Markets FICC tillhandahåller riskhanteringstjänster och förmedling av lån och kapital genom bland annat repolån och värdepapperslån. Capital Markets inom Markets Investment Banking tillhandahåller rådgivningstjänster avseende förmedling av lån och kapital men har ingen möjlighet att självständigt allokera kapital.

#### *Transaction Products*

Produktområdet Transaction Products består av följande tre enheter: Cash Management, Trade Finance och Financial Anti-Crime. Cash Management tillhandahåller betallosningar och cash pool-tjänster, Trade Finance assisterar kunder som importerar och exporterar med betaltjänster, finansiering och riskhantering genom bland annat garantier, rembursar och inkasseringstjänster. Financial Anti-Crimes främsta uppgift är att utgöra en effektiv supportfunktion som jobbar mot ekonomisk brottslighet.

#### *Wealth Management*

Wealth Management erbjuder placerings-, spar- och riskhanteringsprodukter och lösningar och förvaltar tillgångar för Nordea-koncernens kunder samt ger placeringsråd åt förmögna privatkunder och



institutionella investerare. Wealth Managements ambition är att vara den ledande förmögenhetsförvaltaren inom Norden, med en global räckvidd och kapacitet. Detta uppnås genom att tillse att kunderna erbjuds kvalificerad rådgivning, hög servicenivå och ett heltäckande utbud av kvalitetsprodukter med hjälp av en kostnads- och kapitaleffektiv modell. Enheten består av åtta affärsområden: Asset Management, Life & Pensions, Private Banking Denmark, Private Banking Finland, Private Banking Norway, Private Banking Sweden, International Private Banking och Saving & Wealth Offerings och supportenheten Strategy, Support & Control.

Beskrivning av affärsområdena inom Wealth Management:

Asset Management ansvarar för investment management och investment funds inom Nordea-koncernen samt ansvarar för stora företagskunder och institutionella kunder. Life & Pensions tillhandahåller livförsäkringar, pensionsprodukter och tjänster för individer och bolag och är verksamt i tio europeiska länder. Kunderna betjäns genom filialer, Life & Pensions egna säljkanaler och extern distribution. Private Banking rådgör NBAB:s förmögna kunder i alla ekonomiska frågeställningar. International Private Banking tillhandahåller liknande tjänster men till personer utanför Nordeakoncernens hemmamarknader genom kontor i Luxemburg och Zürich. Savings & Wealth Offerings ansvarar för sparandeprodukter som erbjuds alla Nordeakoncerns kunder och innefattar allokering av tillgångar, portföljplanering, värdepappershandel och säljstöd till distribution. Strategy, Support & Control hanterar och strömlinjeformar supportfunktionerna inom Wealth Management.

#### *Private Banking*

Nordea bedriver Private Bankingverksamheten via en integrerad modell med Retail Banking. Genom den integrerade verksamhetsmodellen kan Nordea fullt ut dra nytta av hela koncernens distributionsnät och kundbas liksom den samlade kompetensen inom placeringar samt produktpaketering och utveckling inom Nordea-koncernen.

Utöver den Nordiska Private Bankingverksamheten bedriver Nordeakoncernen även Private Banking internationellt som är inriktad både på kunder av nordisk härkomst bosatta utomlands och internationella kunder som inte är av nordisk härkomst.

#### *Asset Management*

Asset Management ansvarar för att framta investment management-produkter inom Nordeakoncernen och insourcing av externt producerade produkter som distribueras till NBAB:s kunder. Produkterna levereras både till privatkunder och bolag, inklusive institutionella kunder. Produktportföljen omfattar investment funds och diskretionära mandat inom alla typer av tillgångar. Majoriteten består emellertid av aktier, fastränteprodukter och balanserade produkter. Produkterna distribueras till Nordea-koncernens kunder genom Retail Banking, Wholesale Banking och Private Banking. Distribution av produkter till stora institutionella klienter och tredjepartsdistributörer hanteras av kundeheten Institutional Clients inom Asset Management och Global Fund Distribution.

#### *Life & Pensions*

Life & Pensionsenheten omfattar produktutveckling, framtagande och paketering av liv- och pensionsprodukter till privat- och företagskunder. Nordea Life Holding AB är moderbolag avseende Life & Pensions-verksamheten. Verksamheten bedrivs i juridiska personer som är helägda av Nordea Life Holding AB och kunderna betjäns via bankkontor, Life & Pensions egen säljkår eller via agenter och mäklare. I mindre utsträckning betjäns även kunder via andra finansiella institutioner.

#### *Beskrivning av Group Corporate Centre*

GCC ansvarar för att leverera utvalda fundamentala byggstenar som krävs för varje affärsområdes bankaktiviteter. GCC strävar efter att tillse att NBAB har lämpliga strategier och portföljfördelningar. GCC ansvarar också för att mäta och analysera utveckling och kapital- och likviditetshandling inom Nordea-koncernen. GCC bidrar direkt till Nordea-koncernens resultat genom att tillhandahålla kapital och lån, handel i egna medel och skatteoptimering. Därutöver ansvarar GCC för att tillse att det finns adekvata processer avseende finansiell rapportering.

### *Beskrivning av Group Risk Management*

GRM hanterar och följer upp alla typer av risk, inklusive lånerisker, marknadsrisker och operationella risker. GRM utvecklar riskmodeller, kreditpolicyer, kreditprocesser och IT-verktyg som understödjer olika verksamhetsområdens och/eller andra enheter inom Nordea-koncernens effektiva processer och riskhantering.

### **Strategi**

Nordea-koncernen är en heltäckande bankkoncern med en relationsstrategi som går ut på att fokusera på kunderna och möjligheter att ge goda råd. Grundstenen i denna strategi är att vara medveten att framgång bygger på, och att syftet med verksamheten är, att möta kunders behov. Nordeakoncernens strategi är baserad på "Planen 2015" som är fokuserad på utvecklandet av relationsbanks affärsmodellen. Kärnan i Nordeakoncernens strategi baseras på Nordeas ambition att förstå rådgivning, tjänster och åtaganden till kunderna för att främja byggandet av långsiktiga relationer där fokusområdena är:

- balanserad kundfokus, som bygger på en kundorienterad organisatorisk struktur, där de rätta produkterna tillhandahålls på ett korrekt sätt, till rätt pris;
- fokus på personal, tydliga principer och värderingar reflekteras i mål och initiativ som fastställts inom Nordeakoncernen och hur ledning leder, utvecklar och stödjer andra personer. Värdegrunder och ledarskap är de viktigaste aspekterna i att skapa en företagskultur och prestation;
- optimering av värdekedjan och minskad komplexitet, antagande och genomförande av riktlinjer där lojalitet till enkelhet, transparens och minskning av komplexitet främjas samtidigt som att behålla Nordeakoncernens kunder och deras målsättning är i fokus. NBAB är av uppfattningen att genom att ha en verksamhetsmodell och affärsområden som äger hela värdekedja säkerställs översikt, ansvar och samstämmighet; och
- förtroende och ansvar, fortsatt fokus på compliance och tonvikt på att skyndsamtinföra nya regler och bestämmelser och därigenom dra nytta av investeringar inom compliance området, även i form av djupare kunskaper om våra kunder och risker.

Fokus på relationsstrategi lägger basen för Nordeakoncernen att nå sina finansiella mål, såsom diskuteras närmare nedan. NBAB inser att för kunna tillgodose kundernas framtida behov på ett flexibelt och följsamt sätt så måste NBAB i ännu högre grad inrikta sig på att förenkla produkter, processer och system samt infrastruktur.

NBAB anser att lönsamhet kommer att vara lösningen till att upprätthålla ett högt kreditbetyg, låga kostnader för upplåning och flexibilitet inom Nordeakoncernens kapital position och anser därtill att solid lönsamhet är en nödvändig förutsättning för att kunna tillhandahålla en utomordentlig kunderfarenhet på ett hållbart sätt till kunder. För att Nordeakoncernen skall kunna kvarstå i vad den själv anser vara toppklass avseende prestation i sin jämförelsegrupp av europeiska banker, anser NBAB att koncernen behöver öka avkastningen på kapital genom att vidta åtgärder avseende både kostnader och kostnadseffektivitet och samtidigt fortsätta att öka koncernens intäkter. I linje med denna strategi har NBAB fastställt en finansiell målsättning för koncernen, vilket är att på medellång sikt nå en avkastning på eget kapital om 13 procent, med hänsyn tagen till rådande låga ränteläge, och att kärnprimärkapitalrelationen ska överstiga 13 procent.

### *Kapitalpolicy*

Nordea har fastställt en kapitalpolicy för de nya bankreglerna. Nuvarande kapitalpolicy stadgar att Nordeagruppen ska ha en kärnprimärkapitalrelation uppgående till 13 procent och en kapitalbas om 17 procent. Eftersom det fortfarande är oklart hur svenska Finansinspektionen kommer att bedöma bankernas standardiserade modeller för beräkning av mängden av pelare II-tillägg, jämte andra regulatoriska osäkerheter, kommer Nordea-koncernens kapitalpolicy att revideras så snart regelverket kring detta blivit mer klart. Kapitalpolicyen baseras på ledningens aktuella bedömning av kapitaliseringen. Det finns dock fortfarande oklarheter avseende det slutliga regelverket för nya kapitaltäckningsstandarder, inklusive genomförandet av CRD IV på lokal nivå. De fastställda målen ska ändå typiskt sett sätta miniminivåer att gälla under normala affärsförhållanden eftersom bankreglerna anpassas till de olika stadierna i

konjunkturcykeln. Nordea-koncernen eftersträvar att öka utdelningarna avseende 2014 och 2015, samtidigt som man vidhåller en god kapitaltäckning. Det långsiktiga målet fastställs så snart det regulatoriska regelverket är klarlagt.

### ***Viktiga initiativ och faktorer***

En rad viktiga initiativ för att öka intäkterna genomförs nu i Nordeakoncernen. Bland annat handlar det om ny prissättning på befintlig utlåning i samtliga segment, fokus på merförsäljning för att få hand om kundernas samtliga affärer samt ökade kringaffärer. Som en del i relationsstrategin satsar Nordeakoncernen också kontinuerligt på att värva nya relationskunder. NBAB tror att den låga tillväxten har ökat behovet av strikt kostnadskontroll, i syfte att bevara Nordeakoncernens konkurrenskraft i betjäningen av kunderna. Detta ska uppnås genom ökad effektivitet och ökat fokus på förenkling av produkter och infrastruktur. Därför rationaliseras nu den fysiska distributionen, genom att standardtransaktioner flyttas till internet-/mobilkanalerna och rådgivningen på kontoren optimeras. Dessutom omfattar planen initiativ som ska öka effektiviteten i verksamheten genom att centralisera stödfunktioner, automatisera processer och omvandla Nordeakoncernens lokaler. Samtidigt pågår ett omfattande arbete med att effektivisera och förenkla IT-systemen och utöka digitaliseringen av kontoutdrag, med mera.

Sammantaget ska initiativen ge bruttobesparingar på cirka 900 miljoner euro. Detta kommer att möjliggöra att Nordeakoncernen kan investera i obligatoriska projekt inom regulerområdet och i IT-infrastruktur, liksom i kundrelaterade områden, samtidigt som NBAB 2015 når en kostnadsnivå som är 5 procent lägre än den för 2013. För att kunna fortsätta att betjäna Nordeakoncernens kunder och tillgodose samhällets finansieringsbehov måste Nordeakoncernen bedrivas på ett mer kapitaleffektivt sätt. Tillsammans med Nordeakoncernens kunder ska Nordeakoncernen finna den mest kapitaleffektiva lösningen. Bland annat handlar detta om att optimera lånens löptid, avtala om säkerheter och, när så är lämpligt, välja lösningar som inte belastar Nordeakoncernens balansräkning. Översyn av kreditportföljen (till exempel för att kontrollera registrerade säkerheter) samt utveckling av mer avancerade riskmodeller ska ge ytterligare utrymme. Totalt uppskattas initiativen för ökad kapitaleffektivitet till 35 miljarder euro, (en RWA-minskning om 7,8 miljarder euro uppnåddes 2013) vilket begränsar effekten av de nya regelverken fram till 2015.

### ***Privat- och företagskundrelationer***

Nordeakoncernens strategier för kundrelationer är uppdelade mellan strategi för privatkundsrelationer och strategi för företagskundrelationer.

#### ***Strategi för privatkundsrelationer***

Privatkunder är indelade i fyra segment baserat på den typ av affärer de gör med Nordea. För varje segment har Nordea utvecklat en värderingsproposition som inkluderar kontaktpolicy, servicepolicy, prissättande och produktlösningar. Kärnfilosofin i denna strategi är att erbjuda de bästa service-, rådgivnings- och produktlösningarna till kunden och därmed säkerställa lojalitet, varumärkesvärde och öka mängden affärer och intäkter. Nordeas privatkundsprissättning är genomlyst och generellt inte förhandlingsbar. NBAB anser att Nordea-koncernen har ett brett och konkurrenskraftigt produktutbud och stark distribueringskraft. Produktutveckling ska minska komplexiteten och utveckla produkter med ett lågt kapitaltäckningskrav för att möta krav från kunder samt regulatoriska krav. Nordeas sparprodukter som erbjuds är utvecklade för att ta höjd för kundens förmögenhet, inkomst, storleken på kundens engagemang, stadiet i livet och storlek på risktagande.

Nordea strävar efter en flerkanalstrategi som siktar på att förbättra kundnöjdhet samtidigt som kostnader för service ska reduceras. Proaktiv kundkontakt utförs av lokala kontor och komplimenteras med kontaktcenter, "online" service och mobilbank. Nordea siktar på att ha återkommande rådgivningsmöten med samtliga- och potentiella kundrelationer. Detta för att kunna erbjuda en fullständig finansiell lösning genom att beakta kundernas samtliga finansierings- och långsiktiga preferenser.

#### ***Strategi för företagskundrelationer***

Företagskunder består av fyra segment baserade på kundens affärspotential och komplexiteten av deras behov av banktjänster. För varje segment så har Nordea utvecklat en värderingsproposition som omfattar

kontaktpolicy, servicenivå och produktlösningar för att tillhandahålla finansiella lösningar och försäkra "husbanks"-relation. Kundansvariga tar ett helhetsgrepp om respektive kunds situation och mål och utformar relationen därefter. NBAB anser att dess styrka och storlek som bankkoncern gör att Nordea-koncernen kan erbjuda unika lösningar till nytta för dess företagskunder. NBAB anser att strategin gentemot dess största företagskunder har visat sig vara kraftfull under den pågående omvandlingen i bankbranschen. NBAB anser också att de lokala säljorganisationerna i kombination med en global produktionsplattform gör att Nordea-koncernen kan utnyttja värdet av både kundrelationer och storskalighet.

Nordea är fast besluten att bli den ledande banken för de största företagen och finansinstituten på samtliga Nordeas nordiska marknader.

## **Utveckling under senare tid**

### ***Förvärv av egna aktier***

Årsstämman 2014 beslöt att NBAB, för att underlätta sin värdepappersrörelse, under tiden fram till nästa årsstämma, löpande får förvärva egna stamaktier i enlighet med kap 7 § 6 i den svenska lagen (2007: 528) om värdepappersmarknaden. Innehavet av sådana aktier får inte överstiga en procent av samtliga aktier i NBAB.

Årsstämman 2014 beslöt att bemyndiga styrelsen att för tiden intill nästa årsstämma fatta beslut om förvärv av stamaktier i NBAB på en reglerad marknad där NBAB:s stamaktier är noterade eller enligt förvärvserbjudande till samtliga ägare av stamaktier i NBAB, dock att NBAB:s innehav av egna aktier inte vid något tillfälle får överstiga tio procent av samtliga aktier i NBAB. Syftet med återköpet är att underlätta en justering av NBABs kapitalstruktur för att möta kapitalkraven och möjliggöra utnyttjandet av egna aktier som betalning för bolag eller verksamheter eller för att finansiera köp av bolag eller verksamheter.

Årsstämman 2014 beslöt, också, att bemyndiga styrelsen att för tiden intill nästa årsstämma fatta beslut om överlåtelse av stamaktier i NBAB att användas som likvid vid eller finansiering av förvärv av företag eller verksamhet. Överlåtelse av stamaktier får ske på annat sätt än på en reglerad marknad intill det antal stamaktier i NBAB som vid var tid innehas av NBAB.

### ***Konvertibler***

Årsstämman 2014 beslöt att bemyndiga styrelsen att för tiden före nästa årsstämma, vid ett eller flera tillfällen, med eller utan företrädesrätt för befintliga aktieägare, fatta beslut om emission av konvertibler, varvid det belopp som aktiekapitalet skall kunna ökas med vid fullt utnyttjande av konvertiblerna uppgår till maximalt 10 procent av NBAB:s aktiekapital. Utgivandet av sådana konvertibler kommer göras på marknadsmässiga villkor. Syftet med bemyndigandet är att underlätta en flexibel och effektiv justering av NBABs kapitalstruktur som följer av CRD IV.

### ***Kostnader för utbyte av IT-system***

NBAB annonserade den 22 oktober 2014 att man avser att bygga nya bank- och betalplattformar. Detta kommer att leda till ökade investeringar i IT de kommande 4-5 åren. Som resultat kommer NBAB att ersätta vissa av sina befintliga IT-system vilket har resulterat i engångsavskrivningar uppgående till 344 miljoner euro för den resultaträkning som spänner över tre månader och slutar 30 september 2014.

### **Kapitaltäckning**

Nordea-koncernen använder sig av olika kapitalmätningstekniker och kapitalmätt för att hantera sitt kapital. Nordea-koncernen använder sig av kapitaltäckningsstandarden enligt CRR och CRD IV.

Nordea-koncernen erhöll i juli 2007 godkännande från relevanta finansinspektioner för att använda den internriskklassificeringsmetoden (IRB) för Nordeas företagskrediter och krediter till finansiella institutioner i Danmark, Finland, Norge och Sverige (med undantag för utländska filialer och dotterbolag). I december 2008 mottog Nordea-koncernen även tillstånd för att använda den interna riskklassificeringsmetoden för sina krediter till privatpersoner. I maj 2011 blev Nordea godkänd att använda den internriskklassificeringsmetoden även för sina krediter till företag och privatpersoner härstammande från förvärvet av Danish Fionia Bank A/S. I januari 2012 erhöll Nordea godkännande att

använda den interna riskklassificeringsmetoden för företag och institutionella portföljer i de internationella enheterna (d.v.s. branscherna i Shanghai, London, Singapore, Frankfurt, New York och Cayman öarna). I november 2012 erhöll Nordea godkännande att använda den interna riskklassificeringsmetoden för företag och institutionella portföljer i de Baltiska branscherna Estland, Lettland och Litauen. I december 2012 erhöll Nordea godkännande från SFSA och FFSA för att använda "the internal model method" (IMM) för att kalkylera motparts kreditrisk, som kommer att bli implementerat i Finland och Sverige. Under fjärde kvartalet 2013 godkändes att Nordea-koncernen använder sig av IRB för dess företags- och institutionsportfölj i Ryssland. Därutöver godkände SFSA tillsammans med de tre andra nordiska finansinspektionerna i januari 2014 att NBABs ansökan om att använda IRBs interna riskklassificeringsmodell för Nordea-koncernens företagsexponeringar i Norden. Nordea gruppen använde sig av standardlösningen för de övriga portföljerna. Nordeakoncernen mål är att fortsätta att implementera den interna riskklassificeringsmetoden. Nordea har också tillstånd att använda interna Value-at-Risk-modeller (VaR) för att beräkna kapitalkravet för huvuddelen av marknadsrisken i handelslagret. För operationella risker används standardberäkningsmetoden.

Nordeakoncernens primärkapital var 14,9 procent (exklusive övergångsreglerna) vid utgången av 2013, vilket motsvarar en förbättring om 180 baspunkter jämfört med 2012 (13,1 procent). Primärkapitalet exklusive övergångsregler är 15,7 procent (14,3 procent) medan kapitaltäckningsgraden motsvarar 18,1 procent (16,2%). Den bättre kapitaltäckningen har uppnåtts genom hantering av riskviktade tillgångar och stark intäktsgenerering. Vid utgången av 2013 var Nordea-koncernens fullt laddade Basel III (CRR/CRD IV) *pro forma* primärkapital 13,9 procent.

Per 31 december 2013 översteg Nordea-koncernens primärkapital och kapitalbas de regulatoriska minimikraven. Med beaktande av resultaten av stresstester på kapitaltäckning, tillväxtprognoser och kapitalprognoser så bedömer Nordeakoncernen att buffertarna som finns idag för de regulatoriska kapitaltäckningskraven är tillräckliga.

För att identifiera och bedöma interna kapitalkrav så används metoden "Pelare 1 och 2". Den här metoden använder Pillar 1:s kapitalkrav för kreditrisk, marknadsrisk och operationellrisk såsom återfinns i kapitaltäckningsdirektivet (CRD) som utgångspunkt för riskbedömning. Följaktligen så bedöms risker i Pelare 2 för det fall riskerna inte återfinns i Pelare 1. Pelare 2-risker består av räntesatsrisker i bankportföljen, risker i Nordeakoncernens internt definierade fördelsplan, fastighetsrisk, koncentrationsrisk och affärsrisk.

Nordeakoncernen använder sig av "Economic Capital regelverk" för att identifiera och bedöma Pillar 2-risker och är Nordeas främsta verktyg för att allokera kapital internt med beaktande av alla risktyper. En annan viktig beståndsdel i att bedöma kapitalbehovet är stresstester. Nordea stresstestar både risker inom Pelare 1 och Pelare 2 och resultatet beaktas när Nordea definierar sitt interna kapitalbehov.

Den interna kapitalutvärderingsprocessen (ICAAP) finns för att överse hanteringen, mätning och åtgärdandet av materiella affärsrisker och för att utvärdera huruvida tillräckligt kapital finns tillgängligt och för att bestämma en intern kapitaltäckningsgrad som stämmer överens med de mål som borde finnas för NBAB. I början av 2013 gjorde NBAB en översyn av sina kapitaltäckningspolicyer på grund av nya regelverk och på basis av NBABs syn på marknaden. I tillägg till Nordea-koncernens interna kapitaltäckningskrav förs dialoger med tredje parter som påverkar Nordea-koncernens kapitaltäckningsmål, främst kreditrankningsinstitut.

## NORDEA BANK AB (publ)

### Verksamhetsöversikt

Nordea Bank AB (publ), eller där det är tillämpligt, föregångaren till NBAB har sedan 1998 bedrivit sin verksamhet som en del av Nordeakoncernen, vilken bildades till följd av samgåendet mellan Merita och Nordbanken. Samgåendet mellan Merita och Nordbanken behandlas närmare ovan, se "*Nordeakoncernen – Bildandet av Nordeakoncernen*".

NBAB bedriver bankverksamhet i Sverige inom ramen för Nordeakoncernens affärsorganisation. NBAB utvecklar och marknadsför finansieringsprodukter och tjänster till privatkunder, företagskunder och den offentliga sektorn.

### Legal struktur och dotterbolag

Nordea Bank Sverige AB (publ) var ett helägt dotterbolag till NBAB (tidigare Nordea AB (publ)) fram till den 1 mars 2004 då Nordea Bank Sverige fusionerades med NBAB (se ovan "*Nordea koncernen – Legal struktur*" för ytterligare information). NBAB bildades den 8 oktober 1997 i enlighet med svensk lag. NBAB har sitt säte i Stockholm, Sverige, lyder under aktiebolagslagen (2005:551) och innehar tillstånd att bedriva bankverksamhet i enlighet med lagen (2004:297) om bank- och finansieringsrörelse, och vidare bedriva finansiell verksamhet och verksamhet som har ett naturligt samband därmed, bl.a. värdepappersrörelse. NBAB är föremål för omfattande reglering på alla marknader där NBAB verkar. NBAB är registrerat hos Bolagsverket och har firma Nordea Bank AB. NBAB är ett publikt (publ) aktiebolag och har org. nr 516406-0120. NBAB har sitt huvudkontor i Stockholm med adress: Smålandsgatan 17, SE-105 71 Stockholm, Sverige (telefon nr +468-614-7000). NBAB har ett antal direkt och indirekt ägda dotterbolag. Aktierna i NBAB är registrerade på börserna i Stockholm, Helsingfors och Köpenhamn.

### De viktigaste dotterbolagen

NBAB:s tre huvudsakliga dotterbolag är Nordea Bank Danmark A/S ("NBD"), Nordea Bank Finland Abp ("NBF") och Nordea Bank Norge ASA ("NBN").

NBF är ett publikt aktiebolag som har beviljats tillstånd av den finska Finansinspektionen ("finska Finansinspektionen") att bedriva bankrörelse i Finland. NBF har vidare tillstånd att bedriva hypoteksbanksverksamhet enligt den finska lagen om hypoteksbanksverksamhet och tillhandahåller investeringstjänster enligt den finska lagen om investeringstjänster. Bank- och finansieringsrörelse i Finland regleras av den finska kreditinstitutslagen inklusive ändringar därav och av den finska lagen om affärsbanker och andra kreditinstitut i aktiebolagsform.

NBD är ett publikt aktiebolag (Da: Aktieselskab) som har beviljats tillstånd av den danska Finansinspektionen (Da: Finanstilsynet) ("danska Finansinspektionen") att bedriva bankrörelse i Danmark. Bankrörelse i Danmark regleras av den danska lagen om finansiell verksamhet (Da: Lov om finansiel virksomhed) och den danska värdepapperslagen.

NBN lyder under den norska lagen om kommersiella banker och lagen om finansiella institut. Därtill innehar NBN tillstånd att bedriva investeringsverksamhet och lyder därför även under den norska lagen om handel med värdepapper.

### Aktiekapital och Aktieägare

Enligt NBAB:s bolagsordning ska NBAB:s aktiekapital vara lägst 2 700 000 000 euro och högst 10 800 000 000 euro. Aktier kan emitteras i två serier, stamaktier och C-aktier. Vid datumet för detta Grundprospekt är samtliga aktier stamaktier. Vid omröstning på bolagsstämman medger varje stamaktie en röst och varje C-aktie en tiondels röst. C-aktier medger inte rätt till utdelning. Av bolagsordningen framgår vilka rättigheter och skyldigheter som uppstår mellan ägare av olika typer av aktier för det fall nya aktier emitteras i NBAB.

Vid datumet för detta prospekt uppgick NBAB:s aktiekapital till 4 049 951 919 euro uppdelat på 4 049 951 919 stamaktier med ett kvotvärde om 1 euro. Varje aktie motsvarar en röst. NBAB är inte tillåten att använda rösträtt för NBAB aktier som NBAB innehar.

Av nedanstående tabell framgår uppgifter om NBAB:s fem största registrerade aktieägare per den 30 september 2014:

Ägare	Antal aktier, miljoner	Andel av kapital och röster %
Sampo Oyj .....	860,4	21,4
Nordea-fonden .....	158,2	3,9
Swedbank Robur Fonder .....	135,4	3,4
Alecta .....	93,0	2,3
AMF .....	68,46	1,7

## Styrelse

Enligt NBAB:s bolagsordning skall styrelsen bestå av minst sex och högst 15 styrelseledamöter som väljs av aktieägarna vid bolagsstämma. Styrelsen består för närvarande av åtta ledamöter valda av aktieägarna på bolagsstämman för perioden fram till och inklusive bolagsstämman 2015. Utöver dessa ledamöter väljs tre ordinarie och en suppleant utsedda av arbetstagarna. Arbetstagarna har en rätt, enligt svensk lag, att vara representerade i styrelsen. Verkställande direktören i NBAB är inte ledamot i styrelsen.

Följande tabell innehåller respektive styrelseledamots födelseår samt det år då ledamoten valdes in i styrelsen.

Namn	Födelseår	Styrelseledamot sedan	Befattning
Björn Wahlroos .....	1952	2008	Ordförande
Marie Ehrling .....	1955	2007	Vice ordförande
Elisabeth Grieg .....	1959	2013	Ledamot
Tom Knutzen .....	1962	2007	Ledamot
Robin Lawther .....	1961	2014	Ledamot
Lars G Nordström .....	1943	2003	Ledamot
Sarah Russell .....	1962	2010	Ledamot
Kari Stadigh .....	1955	2010	Ledamot

Utöver de ovan uppräknade styrelseledamöterna, består styrelsen av följande arbetstagarrepresentanter (varav en alltid är styrelsesuppleant) utnämnda av fackföreningarna.

Namn	Födelseår	Styrelseledamot sedan	Befattning
Kari Ahola .....	1960	2006	Arbetstagarrepresentant
Lars Oddestad .....	1961	2009	Arbetstagarrepresentant
Hans Christian Riise .....	1961	2013	Arbetstagarrepresentant

Styrelseledamöterna och medlemmarna i Group Executive Management har följande postadress: c/o Nordea Bank AB (publ), Smålandsgatan 17, SE-105 71 Stockholm, Sverige.

Alla styrelseledamöter förutom arbetstagarledamöterna är verksamma utanför Nordeakoncernen. Det föreligger inte potentiella intressekonflikter mellan någon förpliktelse som personer som ingår i styrelsen har till NBAB och dessa personers privata intressen eller övriga åtaganden.

*Björn Wahlroos* har varit styrelseledamot sedan 2008 och har varit styrelseordförande sedan 2011. Per datum för detta prospekt är han Styrelseordförande i Sampo Oyj, UPM-Kymmene Oyj och Handelshögskolan i Helsingfors. Han är Styrelseledamot i ett flertal organisationer och stiftelser bland annat, Näringslivets Delegation EVA/ETLA och Mannerheim-stiftelsen.

*Marie Ehrling* har varit styrelseledamot sedan 2007 och har varit vice styrelseordförande sedan 2011. Per datum för detta Grundprospekt är hon Styrelseordförande i Telia Sonera AB (publ) Styrelseledamot i Securitas AB, Axel Johnson AB, Centre for Advances Studies of Leadership vid Handelshögskolan i Stockholm. Hon är även ledamot i Kungliga Ingenjörsvetenskapsakademien (IVA).

*Elisabeth Grieg* har varit styrelseledamot sedan 2013. Per datum för detta Grundprospekt är hon Styrelseordförande i Snöhätta Design AS och är styrelseledamot i Grieg International AS och styrelseordförande/ledamot i en rad andra bolag inom Grieg-koncernen. Hon är styrelseledamot i Grieg-

Foundation och SOS Childrens Villages Norway. Hon är även styrelsemedlem i Council of Det Norske Veritas (DNV) och Næringslivets Hovedorganisasjon (NHO) och medlem i advisory board av Bellona (Sahara Forest Project).

*Tom Knutzen* har varit styrelseledamot sedan 2007. Per datum för Grundprospektet Verkställande direktör i Jungbunzlauer Suisse AG och ledamot i FLSmidt & Co A/S.

*Robin Lawther* har varit styrelseledamot sedan 2014. Per datum för detta Grundprospekt är hon styrelseledamot av den sammanslutning av aktieägare som hanterar brittiska statens förhållande med bolag som ägs helt eller delvis av den brittiska staten.

*Lars G Nordström* har varit styrelseledamot sedan 2003. Per datum för detta Grundprospekt Styrelseordförande i Vattenfall AB samt i Finsk-Svenska Handelskammaren, styrelseledamot i Viking Line Abp och Svensk-Amerikanska Handelskammaren och ledamot i Kungliga Ingenjörsvetenskapsakademien (IVA). Lars G Nordström är också honorärkonsul för Finland i Sverige.

*Sarah Rusell* har varit styrelseledamot sedan 2010. Per datum för detta prospekt Verkställande direktör för AEGON Asset Management.

*Kari Stadigh* har varit styrelseledamot sedan 2010. Per datum för detta prospekt Verkställande direktör och koncernchef i Sampo Oyj, styrelseordförande i If P&C Insurance Holding AB (publ), Oy Forcit AB och Mandatum Life Insurance Company Limited och medlem i Nokia Corporation. Han är vice styrelseordförande i the Confederation of Finnish Industries EK och styrelseledamot i Niiilo Helander Foundation och Finska Handelskammaren.

## Koncernledningen

Koncernledningen består för närvarande av följande sju medlemmar, inklusive verkställande direktören. Koncernchef och verkställande direktör utses av styrelsen och ansvarar för den dagliga styrningen av NBAB:s och Nordeakoncernens verksamhet i enlighet med tillämpliga lagar och regler inklusive den Svenska koden för bolagsstyrning såväl som instruktioner från styrelsen. Instruktionerna anger uppdelningen av ansvar och interaktionen mellan verkställande direktören och styrelsen. Verkställande direktören arbetar nära styrelseordföranden med att till exempel planera styrelsemötena.

Följande tabell visar respektive medlem av koncernledningen, dennes födelseår, vilket år personen blev medlem av koncernledningen och personens nuvarande position.

<b>Namn</b>	<b>Födelseår</b>	<b>Medlem av koncernledningen sedan</b>	<b>Position</b>
Christian Clausen.....	1955	2001	Koncernchef och VD
Lennart Jacobsen .....	1966	2013	Executive Vice President, Head of Retail Banking och landschef för Sverige
Mads G. Jakobsen	1966	2014	Executive Vice President, Head of Retail Banking Denmark och landschef för Danmark
Torsten Hagen Jørgensen .....	1965	2011	Executive Vice President, CFO, chef för Group Corporate Centre
Ari Kaperi .....	1960	2008	Executive Vice President, CRO, chef för Group Risk Management och landschef för Finland
Casper von Koskull .....	1960	2010	Executive Vice President, chef för Wholesale Banking
Gunn Wærsted .....	1955	2007	Executive Vice President, chef för Wealth Management och landschef för Norge

Medlemmarna i Group Executive Management har följande postadress: c/o Nordea Bank AB (publ), Smålandsgatan 17, SE-105 71 Stockholm, Sverige.

Det föreligger inte potentiella intressekonflikter mellan någon förpliktelse som personer som ingår i koncernledningen har till NBAB och dessa personers privata intressen eller övriga åtaganden.

*Christian Clausen* har varit koncernchef och verkställande direktör för Nordea sedan 2007 samt medlem av Group Executive Management sedan 2001. Christian Clausen började i Nordeakoncernen 2000 som Executive Vice President, chef för Asset Management & Life. Christian Clausen deltar vid styrelsesammanträden i egenskap av verkställande direktör. Vid tidpunkten för upprättandet av detta



grundprospekt är Christian Clausen ordförande i Europeiska Bankföreningen och styrelseledamot i Svenska Bankföreningen.

*Lennart Jacobsen* har varit Executive Vice President, Head of Retail Banking, landschef för Sverige samt medlem av Group Executive Management sedan 2013. Lennart Jacobsen började i Nordeakoncernen år 2013 som Head of Implementation & Execution Service, Retail Banking. Dessförinnan har han haft olika positioner inom GE Capital, såsom landschef för GE Money Bank i Sverige från 2003 till 2008 och CEO för GE Money Bank Nordics från 2009 till 2012.

*Mads G. Jakobsen* har varit Deputy Head of Retail Banking och medlem av Group Executive Management sedan 2014. Mr. Jakobsen började i Nordea-koncernen 2002 och har haft flera chefspositioner inom Nordea-koncernen. Mellan 2011 och 2014 var han Head of Nordea Markets FICC.

*Torsten Hagen Jørgensen* har varit Executive Vice President samt medlem av Group Executive Management sedan 2011 och CFO och chef för Group Corporate Centre sedan 2013. Torsten Hagen Jørgensen började i Nordeakoncernen 2005 och har haft ett flertal chefsjänster inom Nordea.

*Ari Kaperi* har varit Executive Vice President och medlem av Group Executive Management sedan 2008. Han blev CRO och chef för Group Risk Management samt landschef i Finland år 2010. Ari Kaperi började i Nordeakoncernen år 2001 och har haft ett antal chefspositioner sedan dess. Vid tidpunkten för upprättandet av detta grundprospekt är Ari Kaperi styrelseordförande i styrelsen för Finska Finansbranschens Centralförbund, vice ordförande och styrelseledamot i Finlands Näringsliv (EK) och styrelseledamot i Livförsäkringsbolaget Varma Mutual Pension, medlem i Foundation for Economic Education och Art Foundation Merita och medlem i Advisory Boards i handelskammaren, Finnish Business and Policy Forum Eva/ETLA och Åbo Universitet.

*Casper von Koskull* har varit Executive Vice President och medlem av Group Executive Management sedan 2010 samt chef för Wholesale Banking sedan 2011. Casper von Koskull kom till Nordea under 2010 och var chef för Corporate Merchant Banking & Capital Markets mellan 2010 och 2011. Vid dagen för upprättandet av detta grundprospekt är Casper von Koskull medlem i Internationella Handelskammaren ICC.

*Gunn Wærsted* har varit Executive Vice President, medlem av Group Executive Management och landschef i Norge sedan år 2007 samt chef för Wealth Management sedan 2011. Gunn Wærsted var chef Shipping, Private Banking & Savings Products under perioden 2010 till 2011. Vid tidpunkten för upprättandet av detta grundprospekt är Gunn Wærsted styrelseledamot i Petoro A/S och medlem i nomineringskommittén för Schibsted ASA, Bedriftsforsamlingen i Orkla ASA samt medlem i nomineringskommittén och i Rådet i Det Norske Veritas (DNV).

Det föreligger inte potentiella intressekonflikter mellan någon förpliktelse för personer som ingår i koncernledningen eller styrelsen har till NBAB och dessa personers privata intressen eller övriga åtaganden.

### **Oberoende**

Nordea följer tillämpliga regler avseende styrelsens oberoende. Valberedningen anser att samtliga styrelseledamöter valda av aktieägarna är oberoende i förhållande till bolagets större aktieägare, med undantag för Björn Wahlroos och Kari Stadigh. Björn Wahlroos är styrelseordförande och Kari Stadigh är verkställande direktör och koncernchef i Sampo Oyj, som äger mer än tio procent av samtliga aktier och röster i Nordea Bank AB (publ).

Valberedningen konstaterar att samtliga styrelseledamöter valda av aktieägarna är oberoende i förhållande till bolaget och dess ledning.

Ingen stämموald styrelseledamot är anställd av eller arbetar i en operativ funktion i bolaget. Styrelseledamöterna och styrelsesuppleanten som har utsetts av arbetstagarna är anställda i koncernen och därmed inte oberoende i förhållande till bolaget.

Antalet styrelseledamöter som är oberoende i förhållande till bolaget och bolagsledningen såväl som i förhållande till bolagets större aktieägare överskrider det lägsta antal som anges i aktiebolagslagen (2005:551) och Svensk kod för bolagsstyrning enligt vilken minst två styrelseledamöter som valts vid

bolagsstämma ska vara oberoende i förhållande till bolaget och bolagsledningen såväl som i förhållande till bolaget större aktieägare. Nordea fullföljer dessa krav.

### **Revisorer**

Enligt bolagsordningen ska en eller två revisorer utses av bolagsstämman för en period om ett år.

Bolagsstämman 2013 utsåg, för perioden till slutet av den nästkommande årsstämman, KPMG AB med Hans Åkervall som huvudansvarig revisor, Box 16106, SE-103 23 Stockholm.

Revisorn är auktoriserad av, och medlem i, FAR SRS.

### **Rättsliga förfaranden, skiljeförfaranden och administrativa förfaranden**

Inom ramen för den normala affärsverksamheten är Nordeakoncernen föremål för ett antal krav i civilrättsliga stämningar och tvister, inklusive tvister i vilket man agerar sökande för krav på obetalda fordringar låntagare och andra kunder, och som svaranden i andra fall. Nordea-koncernen är inblandad i ett stort antal tvister, rättsliga förfaranden och liknande, samt att myndigheter gör olika granskningar av Nordea-koncernens verksamhet, i de jurisdiktioner koncernen verkar. Denna typ av tvister och krav utsätter Nordea-koncernen för monetära risker, direkta och indirekta kostnader (såsom juristkostnader), direkt och indirekta finansiella risker, straffrättsliga och civilrättsliga sanktioner, risk för att förlora tillstånd, ryktesrisker, samt risk för att verksamheten begränsas av regulatoriska skäl. Per datumet för detta Grundprospekt förväntas inga av de nuvarande tvisterna till vilka Nordea-koncernen är part kunna ha betydande effekt för Nordeakoncernens finansiella ställning och det finns inga myndighetsprocesser, legala processer eller skiljeförfaranden till vilket Nordea-gruppen är part, och inga förväntas, såvitt styrelsen känner till, som kan ha eller har haft betydande effekt på Nordea-gruppens finansiella ställning eller lönsamhet.

### **Utdelningar**

NBAB:s årsstämma har godkänt, och NBAB har utbetalat, följande utdelningar de senaste fem åren:

- 2013: EUR 0,43 per aktie, total utdelning om EUR 1 734 miljoner;
- 2012: EUR 0,34 per aktie, total utdelning om EUR 1 370 miljoner;
- 2011: EUR 0,26 per aktie, total utdelning om EUR 1 048 miljoner;
- 2010: EUR 0,29 per aktie, total utdelning om EUR 1 168 miljoner; och
- 2009: EUR 0,25 per aktie, total utdelning om EUR 1 006 miljoner.

### **Meddelanden**

Meddelanden till Innehavare ges i enlighet med Villkor 16 (*Meddelanden*) i Villkor för Lånen.

### **Bolagsordning**

Föremålet för NBAB:s verksamhet finns reglerat i § 3 Bolagsordningen. Föremålet för NBAB:s verksamhet är att bedriva sådan bankrörelse som avses i 1 kap. 3 § lagen (2004:297) om bank- och finansieringsrörelse. Vidare är föremålet för NBAB:s verksamhet att bedriva finansiell verksamhet och verksamhet som har ett naturligt samband därmed enligt 7 kap. 1 § lagen om bank- och finansieringsrörelse och i egenskap av moderbolag ombesörja och vara ansvarig för övergripande funktioner i Nordeakoncernen, såsom ledning, övervakning, riskstyrning och personalfunktioner.

Bolagsordningen ändrades senast 12 maj 2011.

### **Väsentliga avtal**

NBAB har inte ingått något avtal av större betydelse förutom i den fortlöpande affärsverksamheten och som kan leda till att ett företag inom Koncernen erhåller en rättighet eller åläggs en skyldighet som väsentligt kan påverka NBAB:s förmåga att uppfylla sina förpliktelser.

## **Bolagsstyrning**

Corporate governance i Nordea följer allmänt vedertagna principer för bolagsstyrning. Det externa ramverket som reglerar arbetet med corporate governance innefattar aktiebolagslagen och lagen om bank- och finansieringsrörelse, årsredovisningslagen, lagen om årsredovisning i kreditinstitut och värdepappersbolag, NASDAQ Stockholm:s regler samt reglerna och principerna i Svensk kod för bolagsstyrning (Koden).

## **NBAB:s utveckling under senare tid**

För ytterligare information avseenden ombildningen av Nordeakoncernen och utvecklingen under senare tid se ovanstående stycken rubricerade "Legal Struktur" och "Utveckling under senare tid" under "Nordeakoncernen".

## NORDEA BANK FINLAND Abp

### Verksamhetsöversikt

Nordea Bank Finland Abp ("NBF") har sedan 1998 varit en del av Nordeakoncernen, vilken bildades till följd av samgåendet mellan Merita och Nordbanken. Samgåendet mellan Merita och Nordbanken behandlas närmare ovan, se "Nordeakoncernen – Bildandet av Nordeakoncernen".

NBF bedriver bankverksamhet i Finland som en del av Nordeakoncernen och dess verksamhet är helt integrerad i Nordeakoncernens verksamhet.

### Legal struktur och dotterbolag

NBF är ett helägt dotterbolag till NBAB. NBF bildades den 2 januari 2002 i enlighet med finsk lag. NBF har sitt säte i Helsingfors, Finland, med begränsat ansvar i enlighet med den finska aktiebolagslagen och innehar tillstånd (oktroj) att bedriva bankverksamhet i enlighet med Kreditinstitutslagen och vidare att bedriva finansiell verksamhet och verksamhet som har ett naturligt samband därmed, bland annat värdepappersrörelse. NBF är föremål för omfattande reglering på alla marknader där NBF verkar. NBF är registrerat i handelsregistret och har FO-nummer 1680235-8. NBF har sitt huvudkontor i Helsingfors med adress: Alexandersgatan 36 B, 00100 Helsingfors, Finland (telefon nummer: +358 9 16 51).

NBF har tillstånd att emittera säkerställda obligationer enligt finska lagen om hypoteksbanksverksamhet.

NBF har dotterbolag i Finland och utomlands. Det mest betydelsefulla dotterbolaget är Nordea Finans Finland Ab.

### Aktiekapital

Enligt artikel 5 i bolagets Bolagsordning är antalet aktier i Nordea Finland inte högre än 500 000 000 och inte lägre än 2 000 000 000. Vid utfärdandet av detta Grundprospekt har Nordea Finland ett aktiekapital om EUR 2 319 300 000 bestående av 1 030 800 000 stamaktier med ett nominellt värde av EUR 2,25.

### Styrelse

Vid utfärdandet av detta Grundprospekt består NBF:s styrelse av följande ledamöter:

Torsten Hagen Jørgensen, ordförande

Casper von Koskull, vice ordförande

Carl-Johan Granvik

Gun Waersted

Samtliga styrelseledamöter, förutom Carl-Johan Granvik, är anställda i Nordeakoncernen:

<b>Namn</b>	<b>Födelseår/ Medlem sedan</b>	<b>Position</b>
Torsten Hagen Jørgensen .....	1965/2013	Executive Vice President, CFO, chef för Group Corporate Centre
Casper von Koskull .....	1960/2010	Executive Vice President, chef för Wholesale Banking
Carl-Johan Granvik.....	1949/2012	Tidigare positioner i Nordeakoncernen: VD och landschef för Nordea Bank Finland Ltd och Chief Risk Officer och Executive Vice President
Gunn Wærsted .....	1955/2010	Executive Vice President, CEO i Nordea Bank Norge, chef för Wealth Management och landschef för Norge

*Torsten Hagen Jørgensen* har varit Executive Vice President och medlem av Group Executive Management sedan 2011 samt CFO och chef för Group Corporate Centre sedan 2013. Han började i Nordeakoncernen år 2005 och har haft flera chefspositioner inom Nordeakoncernen.

*Casper von Koskull* har varit Executive Vice President, medlem av Group Executive Management sedan 2010 samt chef för Wholesale Banking sedan 2011. Casper von Koskull kom till Nordea under 2010 och var chef för Corporate Merchant Banking & Capital Markets från 2010 till 2011. Vid dagen för

upprättandet av detta grundprospekt är Casper von Koskull medlem i Internationella Handelskammaren, ICC Finland.

*Carl-Johan Granvik* är inte anställd inom Nordeakoncernen. Tidigare positioner i Nordeakoncernen: VD och landschef för NBF och Chief Risk Officer och Executive Vice President. Per datum för detta grundprospekt är han ordförande i Technopolis plc, i Julius Stjernvalls Donationsfond, William Thuring's Foundation, Kelonia AB plc och Emilie and Rudolf Gesellius fund. Han är ordförande i Investement Committee of Sponsor fund II Ky. Han är medlem i KeloniaAb plc, Kelonia Placerings AB plc och Sigrid Juselius Foundation. Han är medlem i Investement Committee of Forum Fastighets Kb. Han är Superviory board member of the Foundation Svenska Handelshögskolan.

*Gunn Wærsted* har varit Executive Vice President, medlem av Group Executive Management och landschef i Norge sedan år 2007 samt chef för Wealth Management sedan 2011. Hon var chef för Shipping, Private Banking & Savings Products under perioden 2010 till 2011. Vid tidpunkten för upprättandet av detta grundprospekt är Gunn Wærsted styrelseledamot i Petoro A/S, Finance Norway (FNO) och medlem i nomineringskommittén för Schibsted ASA samt medlem i nomineringskommittén och i Rådet i Det Norske Veritas (DNV).

Adressen till styrelseledamöterna är c/o Nordea Bank Finland Abp, Alexandersgatan 36 B, 00100 Helsingfors, Finland.

Såvitt NBF känner till föreligger det inga potentiella intressekonflikter mellan någon förpliktelse som personer som ingår i styrelsen eller koncernledningen, enligt ovan, har till NBF, i deras ledande befattningar och dessa personers privata intressen eller övriga åtaganden.

#### **Revisorer**

NBF:s revisorer väljs vid ordinarie bolagsstämma med aktieägarna för en period om ett år i taget. Revisorer valda för en period om ett år vid bolagsstämma avseende åren 2003, 2004, 2005, 2006, 2007, 2008, 2009, 2010, 2011, 2012 och 2013 är följande:

KPMG Oy Ab, Töölönlahdenkatu 3 A, 00100 Helsingfors, Finland, Marcus Tötterman är huvudansvarig revisor. KPMG Oy Ab är medlem i det Finska Institutet för auktoriserade revisorer.

#### **Rättsliga förfaranden och skiljeförfaranden**

Inom ramen för den normala affärsverksamheten är Nordeakoncernen föremål för ett antal krav i civilrättsliga stämningar och tvister, varav de flesta rör relativt begränsade belopp. Emittenten har inte varit part i några rättsliga förfaranden eller skiljeförfaranden (inklusive ännu icke avgjorda ärenden och ärenden som emittenten är medveten om kan uppkomma) under de senaste tolv månaderna, och som nyligen haft eller skulle kunna få betydande effekter på Emittentens eller koncernens finansiella ställning eller lönsamhet.

#### **Utdelning**

Årsstämman i NBF har godkänt, och NBF har betalat ut, följande utdelning de senaste fem åren:

2013: total utdelningsbetalning av EUR 627 miljoner;

2012: total utdelningsutbetalning av EUR 3,5 miljarder;

2011: total utdelningsutbetalning av EUR 700 miljoner; och

2010: total utdelningsutbetalning av EUR 600 miljoner;

2009: total utdelningsutbetalning av EUR 1,3 miljarder.

#### **Bolagsordning**

Föremålet för NBF:s verksamhet finns reglerat i § 2 i Bolagsordningen. Föremålet för NBF:s verksamhet är att bedriva sådan depositionsbankverksamhet som avses i kreditinstitutslagen, erbjuda sådana investeringstjänster och förvarings- och tillgångsförvaltningstjänster så som anges i 5 och 15 §§ i lag om värdepappersföretag, samt att bedriva hypoteksbanksverksamhet så som definierat i lag om

hypoteksbanksverksamhet. I egenskap av moderbolag i koncernen hanterar och ansvarar NBF för den centrala styrningen av kredit- och finansieringsinstitutioner och andra koncernbolag, så som koncernadministration, styrning, övervakning och riskhantering.

Bolagsordningen ändrades senast 28 januari 2013.

### **Väsentliga avtal**

Inga väsentliga avtal har ingåtts förutom i den fortlöpande affärsverksamheten och som kan leda till att ett företag inom koncernen erhåller en rättighet eller åläggs en skyldighet som väsentligt kan påverka NBF:s förmåga att uppfylla sina förpliktelser gentemot Fordringshavarna i förhållande till utgivna Lån.

### **Bolagsstyrning**

All verksamhet i NBF utgör en integrerad del av verksamheten i Nordeakoncernen. Ramverket för Corporate Governance är etablerat på koncernnivå i Nordeakoncernen och revideras löpande vid behov.

### **Finansiering**

NBF:s upplåning sker både inhemskt och på de internationella marknaderna. Kortfristig finansiering avser främst utgivande av insättningscertifikat och reverser utgivna av NBF:s filialer i London och New York. Långfristig finansiering sker främst genom utgivande av strukturerade lån under NBF:s svenska Program för Strukturerade Lån och NBF:s EMTN-program och Program för Säkerställda Obligationer. NBF utgav sin första säkerställda obligation under de finska regelverken om säkerställda obligationer i november 2010. NBF utestående efterställda obligationer uppgående till 0,4 miljarder euro vid slutet av andra kvartalet av 2014.

### **Låneportföljen**

NBF verkar huvudsakligen i den finska hypoteksmarknaden och lämnar främst långfristiga lån till enskilda personer genom kontorsnätverket. Syftet med lånen är främst att finansiera enskilda hem, och för lägenheter och radhus (vanligen ägda av fastighetsbolag) och sommarhem. NBF tillhandahåller också finansiering för företag och kommersiella fastigheter. Säkerheterna består oftast av hypotekarisk säkerhet bestående av finansierade fastigheter och säkerhet över aktierna i fastighetsbolagen. Den genomsnittliga återbetalningstiden av ett bostadslån i Finland är 20 år. De flesta av NBF:s kunder väljer räntebindingstider om upp till 12 månader och räntebasen utgörs av EURIBOR. NBFs andel av den finska bostadsmarknaden uppgick vid slutet av andra kvartalet 2014 till 30.5 procent.

## SELECTED FINANCIAL INFORMATION

The tables below show certain selected summarised financial information which, without material changes, is derived from NBAB's and NBF's audited consolidated financial statements for the year ended 31 December 2013 and unaudited consolidated financial statements for the nine months ended 30 September 2014 (in the case of NBAB) or the six months ended 30 June 2014 (in case of NBF), which are set out in the Annexes to this Base Prospectus.

NBAB's and NBF's consolidated financial statements are prepared in accordance with the International Financial Reporting Standards ("**IFRS**") and interpretations of such standards by the International Financial Reporting Interpretations Committee, as endorsed by the EU Commission. In addition, certain complementary rules in the Swedish Act on Annual Reports in Credit Institutions and Securities Companies (1995:1559) and the recommendation RFR 1 "*Supplementary Accounting Rules for Groups*", and UFR statements issued by the Swedish Financial Reporting Board as well as the accounting regulations of the SFSA's (FFFS 2008:25, with amendments in FFFS 2009:11 and 2011:54), have also been applied in the preparation of NBAB's accounts.

The tables below shall be read together with the auditor's reports and the notes thereto.

### A. NBAB

#### Income Statement

	Group			
	Year ended 31 December		Nine-month period ended 30 September	
	2013	2012	2014	2013
	<i>(EUR millions)</i>			
Interest income.....	10,604	11,939	7,624	7,872
Interest expense .....	-5,079	-6,376	-3,498	-3,737
Net interest income.....	5,525	5,563	4,126	4,135
Fee and commission income .....	3,574	3,258	2,794	2,625
Fee and commission expense .....	-932	-790	-715	-686
Net fee and commission income .....	2,642	2,468	2,079	1,939
Net result from items at fair value.....	1,539	1,774	1,058	1,206
Profit from companies accounted for under the equity method.....	79	93	19	58
Other operating income .....	106	100	429	84
Total operating income.....	9,891	9,998	7,711	7,422
Operating expenses				
General administrative expenses:				
Staff costs.....	-2,978	-2,989	-2,391	-2,239
Other expenses.....	-1,835	-1,808	-1,219	-1,355
Depreciation, amortisation and impairment charges of tangible and intangible assets.....	-227	-267	-529	-163
Total operating expenses .....	-5,040	-5,064	-4,139	-3,757
Profit before loan losses .....	4,851	4,934	3,572	3,665
Net loan losses .....	-735	-895	-405	-555
Operating profit .....	4,116	4,039	3,167	3,110
Income tax expense .....	-1,009	-970	-673	-763
Net profit for the period from continuing operations.....	3,107	3,069	2,494	2,347
Net profit for the period from discontinued operations, after tax .....	9	57	-39	-4
Net profit for the period.....	3,116	3,126	2,455	2,343
Attributable to:				
Shareholders of Nordea Bank AB (publ).....	3,116	3,119	2,455	2,343
Non-controlling interests .....	-	7	-	-
Total .....	3,116	3,126	2,455	2,343

## Income Statement

## Balance Sheet

	<b>Group</b>			
	<b>31 December</b>		<b>30 September</b>	
	<b>2013</b>	<b>2012</b>	<b>2014</b>	<b>2013</b>
	<i>(EUR millions)</i>			
<b>Assets</b>				
Cash and balances with central banks .....	33,529	36,060	26,149	28,558
Loans to central banks .....	11,769	8,005	8,550	6,393
Loans to credit institutions .....	10,743	10,569	13,533	12,728
Loans to the public .....	342,451	346,251	359,816	343,191
Interest-bearing securities .....	87,314	86,626	93,192	87,031
Financial instruments pledged as collateral .....	9,575	7,970	9,419	6,382
Shares .....	33,271	28,128	38,689	32,411
Derivatives .....	70,992	118,789	93,025	74,565
Fair value changes of the hedged items in portfolio hedge of interest rate risk .....	203	-711	241	226
Investments in associated undertakings .....	630	585	498	622
Intangible assets .....	3,246	3,425	3,011	3,267
Property and equipment .....	431	474	527	421
Investment property .....	3,524	3,408	3,451	3,272
Deferred tax assets .....	62	266	102	94
Current tax assets .....	31	78	246	184
Retirement benefit assets .....	321	142	324	129
Other assets .....	11,064	15,554	15,745	15,313
Prepaid expenses and accrued income .....	2,383	2,559	2,202	2,464
Assets held for sale .....	8,895	-	-	8,575
<b>Total assets .....</b>	<b>630,434</b>	<b>668,178</b>	<b>668,720</b>	<b>625,826</b>
<b>Liabilities</b>				
Deposits by credit institutions .....	59,090	55,426	57,875	49,482
Deposits and borrowings from the public .....	200,743	200,678	204,684	200,481
Liabilities to policyholders .....	47,226	45,320	51,519	46,287
Debt securities in issue .....	185,602	183,908	191,212	182,901
Derivatives .....	65,924	114,203	84,983	69,270
Fair value changes of the hedged items in portfolio hedge of interest rate risk .....	1,734	1,940	3,067	1,840
Current tax liabilities .....	303	391	548	541
Other liabilities .....	24,737	24,773	31,748	30,402
Accrued expenses and prepaid income .....	3,677	3,903	3,761	4,053
Deferred tax liabilities .....	935	976	837	1,052
Provisions .....	177	389	360	335
Retirement benefit obligations .....	334	469	692	225
Subordinated liabilities .....	6,545	7,797	7,648	6,632
Liabilities held for sale .....	4,198	-	-	3,693
<b>Total liabilities .....</b>	<b>601,225</b>	<b>640,173</b>	<b>638,934</b>	<b>597,194</b>
<b>Equity</b>				
Non-controlling interests .....	2	5	2	2
Share capital .....	4,050	4,050	4,050	4,050
Share premium reserve .....	1,080	1,080	1,080	1,080
Other reserves .....	-159	340	-380	26
Retained earnings .....	24,236	22,530	25,034	23,474
<b>Total equity .....</b>	<b>29,209</b>	<b>28,005</b>	<b>29,786</b>	<b>28,632</b>
<b>Total liabilities and equity .....</b>	<b>630,434</b>	<b>668,178</b>	<b>668,720</b>	<b>625,826</b>
Assets pledged as security for own liabilities .....	174,418	159,924	181,127	170,814
Other assets pledged .....	7,467	10,344	9,087	10,082
Contingent liabilities .....	20,870	21,157	22,012	20,773
Credit commitments .....	78,332	84,914	77,938	82,456
Other commitments .....	1,267	1,294	1,424	1,313



## Cash Flow Statement

	<b>Group</b>			
	<b>Year ended 31 December</b>		<b>Nine-month period ended 30 September</b>	
	<b>2013</b>	<b>2012</b>	<b>2014</b>	<b>2013</b>
	<i>(EUR millions)</i>			
Operating activities.....				
Operating profit .....	4,116	4,039	3,167	3,110
Profit for the period from discontinued operations, after tax.....	9	57	-39	-4
Adjustment for items not included in cash flow .....	4,492	3,199	6,460	3,007
Income taxes paid .....	-1,010	-662	-689	-734
Cash flow from operating activities before changes in operating assets and liabilities.....	7,607	6,633	8,899	5,379
Cash flow from operating activities .....	6,315	19,754	-14,721	-4,310
Cash flow from investing activities.....	572	774	2,950	586
Cash flow from financing activities .....	-1,927	-170	-1,032	-1,911
Cash flow for the period.....	4,960	20,358	-12,803	-5,635
Cash and cash equivalents at the beginning of period .....	42,808	22,606	45,670	42,808
Translation differences .....	-2,098	-156	1,957	-1,218
Cash and cash equivalents at the end of period.....	45,670	42,808	34,824	35,955
Change .....	4,960	20,358	-12,803	-5,635

## B. NBF

### Income statement

	<b>Group</b>			
	<b>Year ended 31 December</b>		<b>Six-month period ended 30 June</b>	
	<b>2013</b>	<b>2012</b>	<b>2014</b>	<b>2013</b>
	<i>(EUR millions)</i>			
Operating income .....				
Interest income.....	1,849	2,337	923	909
Interest expense .....	-666	-1,079	-328	-343
Net interest income .....	1,183	1,258	595	566
Fee and commission income .....	759	741	400	369
Fee and commission expense .....	-872	-446	-360	-459
Net fee and commission income .....	-113	295	40	-90
Net result from items at fair value.....	1,114	1,217	556	623
Profit from companies accounted for under the equity method.....	8	18	1	6
Other operating income .....	32	36	27	17
Total operating income .....	2,224	2,824	1,219	1,122
Operating expenses .....				
General administrative expenses: .....				
Staff costs .....	-553	-574	-296	-279
Other expenses .....	-466	-447	-221	-230
Depreciation, amortisation and impairment charges of tangible and intangible assets .....	-40	-50	-21	-20
Total operating expenses .....	-1,059	-1,071	-538	-529
Profit before loan losses .....	1,165	1,753	681	593
Net loan losses .....	-53	-144	-49	-36
Impairment of securities held as financial non-current assets.....	1	-	-	-
Operating profit .....	1,113	1,609	632	557
Income tax expense .....	-285	-428	-126	-139
Net profit for the year .....	828	1,181	506	418
Attributable to:.....				
Shareholders of Nordea Bank Finland Plc .....	828	1,179	506	417
Non-controlling interests .....	-	2	-	1
Total .....	828	1,181	506	418

## Balance sheet

	<b>Group</b>			
	<b>31 December</b>		<b>30 June</b>	
	<b>2013</b>	<b>2012</b>	<b>2014</b>	<b>2013</b>
	<i>(EUR millions)</i>			
<b>Assets</b>				
Cash and balances with central banks .....	30,904	30,004	23,038	25,837
Loans to central banks .....	657	809	1,663	745
Loans to credit institutions .....	35,110	36,018	44,117	42,847
Loans to the public .....	113,779	100,765	110,951	108,379
Interest-bearing securities .....	34,246	29,818	36,817	31,192
Financial instruments pledged as collateral .....	9,739	8,078	9,532	7,959
Shares .....	680	838	895	747
Derivatives .....	70,234	117,213	78,467	78,182
Fair value changes of the hedged items in portfolio				
hedge of interest rate risk .....	58	124	77	74
Investments in group undertakings .....	-	-	-	-
Investments in associated undertakings .....	59	79	37	65
Intangible assets .....	100	108	95	103
Property and equipment .....	94	96	91	93
Investment property .....	113	104	2	104
Deferred tax assets .....	5	37	35	45
Current tax assets .....	1	1	0	0
Retirement benefit assets .....	133	80	133	81
Other assets .....	8,277	10,320	10,996	9,393
Prepaid expenses and accrued income .....	572	969	577	752
<b>Total assets .....</b>	<b>304,761</b>	<b>335,461</b>	<b>317,523</b>	<b>306,598</b>
<b>Liabilities</b>				
Deposits by credit institutions .....	79,426	74,666	87,323	87,938
Deposits and borrowings from the public .....	80,909	70,212	76,936	72,982
Debt securities in issue .....	47,130	48,999	44,782	42,849
Derivatives .....	67,109	115,836	73,287	74,580
Fair value changes of the hedged items in portfolio				
hedge of interest rate risk .....	369	637	672	414
Current tax liabilities .....	8	4	10	10
Other liabilities .....	18,855	14,239	23,771	17,248
Accrued expenses and prepaid income .....	866	946	850	921
Deferred tax liabilities .....	53	58	53	58
Provisions .....	72	83	101	76
Retirement benefit obligations .....	21	50	76	50
Subordinated liabilities .....	429	574	447	427
<b>Total liabilities .....</b>	<b>295,247</b>	<b>326,244</b>	<b>308,308</b>	<b>297,553</b>
<b>Equity</b>				
Non-controlling interests .....	1	4	1	3
Share capital .....	2,319	2,319	2,319	2,319
Share premium reserve .....	599	599	599	599
Other reserves .....	2,875	2,788	2,817	2,812
Retained earnings .....	3,720	3,507	3,479	3,312
<b>Total equity .....</b>	<b>9,514</b>	<b>9,217</b>	<b>9,215</b>	<b>9,045</b>
<b>Total liabilities and equity .....</b>	<b>304,761</b>	<b>335,461</b>	<b>317,523</b>	<b>306,598</b>
Assets pledged as security for own liabilities .....	35,061	32,266	36,368	32,137
Other assets pledged .....	4,393	6,978	6,721	6,112
Contingent liabilities .....	15,836	16,419	14,470	16,271
Credit commitments .....	15,882	15,956	16,269	15,963
Other commitments .....	721	634	395	651

## Cash flow statement

	<b>Group</b>			
	<b>Year ended 31 December</b>		<b>Six-month period ended 30 June</b>	
	<b>2013</b>	<b>2012</b>	<b>2014</b>	<b>2013</b>
	<i>(EUR millions)</i>			
Operating Activities .....				
Operating profit .....	1,113	1,609	632	557
Adjustments for items not included in cash flow	658	-1,763	722	614
Income taxes paid .....	-282	-286	-137	-148
Cash flow from operating activities before changes in operating assets and liabilities .....	1,489	-440	1,217	1,023
Changes in operating assets and liabilities .....	4,197	19,159	-12,074	-1,187
Cash flow from operating activities .....	5,686	18,719	-10,857	-164
Investing activities .....				
Sale/acquisition of business operations .....	1	-	33	21
Property and equipment .....	-46	-19	-40	-18
Intangible assets .....	-11	-28	-7	-5
Net investments in debt securities, held to maturity .....	114	344	1,620	0
Other financial fixed assets .....	27	36	-3	0
Cash flow from investing activities .....	85	333	1,603	-2
Financing activities .....				
Issued/amortised subordinated liabilities .....	-27	-3	18	-28
Dividend paid .....	-627	-3,500	-750	-625
Other changes .....	39	-23	-35	-25
Cash flow from financing activities .....	-615	-3,526	-767	-678
Cash flow for the period .....	5,156	15,526	-10,021	-844
Cash and cash equivalents at beginning of the period	32,859	17,981	36,324	32,859
Translation difference .....	1,691	648	-312	-171
Cash and cash equivalents at end of the period .....	36,324	32,859	26,615	32,186
Change .....	5,156	15,526	-10,021	-844

## UTVALD FINANSIELL INFORMATION

*Den beskrivning av utvald finansiell information som återfinns nedan är en inofficiell översättning av den engelska texten som återfinns omedelbart före detta avsnitt och investerare rekommenderas att även läsa och ta till sig de engelska beskrivningarna då dessa kan avvika från den svenska översättningen.*

Nedanstående tabeller visar viss, utvald, finansiell information i sammandrag som, utan väsentliga ändringar, hämtats från NBAB och NBF:s reviderade redovisningar för det år som slutar den 31 december 2013 och oreviderade redovisningar för de nio månaderna som slutade 30 september 2014 (vad avser NBAB) eller de sex månader som slutade 30 juni 2014 (vad avser NBF), som återfinns som Bilagor till detta Grundprospekt.

NBAB och NBF:s redovisning upprättas i enlighet med International Financial Reporting Standards (IFRS), med tillhörande tolkningar från International Financial Reporting Interpretations Committee (IFRIC), godkända av EU-kommissionen. Vidare har vissa kompletterande regler i enlighet med lag (1995:1559) om årsredovisning i kreditinstitut och värdepappersbolag (ÅRKLL), rekommendation "RFR 1" Kompletterande redovisningsregler för koncerner", uttalanden från Rådet för finansiell rapportering (UFR) och Finansinspektionens föreskrifter (FFFS 2008:25 med ändringar i FFFS 2009:11 och 2011:54) tillämpats.

Nedanstående tabeller skall läsas tillsammans med revisionsberättelsen och noterna till denna.

## NBAB

### Resultaträkning, Koncernen

	<b>Koncernen</b>			
	<b>År som slutade 31 december</b>		<b>Nio månader som slutade 30 september</b>	
	2013	2012	2014	2013
	<i>(EUR miljoner)</i>			
Ränteintäkter.....	10 604	11 939	7 624	7 872
Räntekostnader .....	-5 079	-6 376	-3 498	-3 737
Räntenetto .....	5 525	5 563	4 126	4 135
Avgifts- och provisionsintäkter .....	3 574	3 258	2 794	2 625
Avgifts- och provisionskostnader .....	-932	-790	-715	-686
Avgifts- och provisionsnetto .....	2 642	2 468	2 079	1 939
Nettoreultat av poster till verkligt värde .....	1 539	1 774	1 058	1 206
Andelar i intresseföretags resultat .....	79	93	19	58
Övriga rörelseintäkter .....	106	100	429	84
Summa rörelseintäkter .....	9 891	9 998	7 711	7 422
Rörelsekostnader				
Allmänna administrationskostnader:				
Personalkostnader .....	-2 978	-2 989	-2 391	-2 239
Övriga administrationskostnader .....	-1 835	-1 808	-1 219	-1 355
Av- och nedskrivningar av materiella och immateriella tillgångar .....	-227	-267	-529	-163
Summa rörelsekostnader .....	-5 040	-5 064	-4 139	-3 757
Resultat före kreditförluster .....	4 851	4 934	3 572	3 665
Kreditförluster, netto .....	-735	-895	-405	-555
Rörelseresultat .....	4 116	4 039	3 167	3 110
Skatt .....	-1 009	-970	-673	-763
Nettoreultat för perioden från kvarvarande verksamhet .....	3 107	3 069	2 494	2 347
Nettoreultat för perioden från avvecklad verksamhet, efter skatt....	9	57	-39	-4
Resultat för perioden .....	3 116	3 126	2 455	2 343
Hänförligt till:				
Aktieägare i Nordea Bank AB (publ) .....	3 116	3 119	2 455	2 343
Minoritetsintressen .....	-	7	-	-
Summa .....	3 116	3 126	2 455	2 343

## Balansräkning, Koncernen

	<b>Koncernen</b>			
	<b>År som slutade 31 december</b>		<b>Nio månader som slutade 30 september</b>	
	<b>2013</b>	<b>2012</b>	<b>2014</b>	<b>2013</b>
	<i>(EUR miljoner)</i>			
<b>Tillgångar</b>				
Kassa och tillgodohavanden hos centralbanker .....	33 529	36 060	26 149	28 558
Utlåning till centralbanker .....	11 769	8 005	8 550	6 393
Utlåning till kreditinstitut .....	10 743	10 569	13 533	12 728
Utlåning till allmänheten .....	342 451	346 251	359 816	343 191
Räntebärande värdepapper .....	87 314	86 626	93 192	87 031
Pantsatta finansiella instrument .....	9 575	7 970	9 419	6 382
Aktier och andelar .....	33 271	28 128	38 689	32 411
Derivatinstrument .....	70 992	118 789	93 025	74 565
Förändringar av verkligt värde för räntesäkrade poster i säkringsportföljer .....	203	-711	241	226
Aktier och andelar i intresseföretag .....	630	585	498	622
Immateriella tillgångar .....	3 246	3 425	3 011	3 267
Materiella tillgångar .....	431	474	527	421
Förvaltningsfastigheter .....	3 524	3 408	3 451	3 272
Uppskjutna skattefordringar .....	62	266	102	94
Skattefordringar .....	31	78	246	184
Pensionstillgångar .....	321	142	324	129
Övriga tillgångar .....	11 064	15 554	15 745	15 313
Förutbetalda kostnader och upplupna intäkter .....	2 383	2 559	2 202	2 464
Tillgånga för försäljning .....	8 895	-	-	8 575
<b>Summa tillgångar</b> .....	<b>630 434</b>	<b>668 178</b>	<b>668 720</b>	<b>625 826</b>
<b>Skulder</b>				
Skulder till kreditinstitut .....	59 090	55 426	57 875	49 482
In- och upplåning från allmänheten .....	200 743	200 678	204 684	200 481
Skulder till försäkringstagare .....	47 226	45 320	51 519	46 287
Emitterade värdepapper .....	185 602	183 908	191 212	182 901
Derivatinstrument .....	65 924	114 203	84 983	69 270
Förändringar av verkligt värde för räntesäkrade poster i säkringsportföljer .....	1 734	1 940	3 067	1 840
Skatteskulder .....	303	391	548	541
Övriga skulder .....	24 737	24 773	31 748	30 402
Upplupna kostnader och förutbetalda intäkter .....	3 677	3 903	3 761	4 053
Uppskjutna skatteskulder .....	935	976	837	1 052
Avsättningar .....	177	389	360	335
Pensionsförpliktelser .....	334	469	692	225
Efterställda skulder .....	6 545	7 797	7 648	6 632
Skulder för försäljning .....	4 198	-	-	3 693
<b>Summa skulder</b> .....	<b>601 225</b>	<b>640 173</b>	<b>638 934</b>	<b>597 194</b>
<b>Eget kapital</b>				
Minoritetsintressen .....	2	5	2	2
Aktiekapital .....	4 050	4 050	4 050	4 050
Överkursfond .....	1 080	1 080	1 080	1 080
Övriga reserver .....	-159	340	-380	26
Balanserade vinstmedel .....	24 236	22 530	25 034	23 474
<b>Summa eget kapital</b> .....	<b>29 209</b>	<b>28 005</b>	<b>29 786</b>	<b>28 632</b>
<b>Summa skulder och eget kapital</b> .....	<b>630 434</b>	<b>668 178</b>	<b>668 720</b>	<b>625 826</b>
För egna skulder ställda säkerheter .....	174 418	159 924	181 127	170 814
Övriga ställda säkerheter .....	7 467	10 344	9 087	10 082
Ansvarförbindelser .....	20 870	21 157	22 012	20 773
Kreditåtaganden .....	78 332	84 914	77 938	82 456
Övriga åtaganden .....	1 267	1 294	1 424	1 313

## Kassaflödesanalys, Koncernen

	<b>Koncernen</b>			
	<b>År som slutade 31 december</b>		<b>Nio månader som slutade 30 september</b>	
	<b>2013</b>	<b>2012</b>	<b>2014</b>	<b>2013</b>
	<i>(EUR miljoner)</i>			
Den löpande verksamheten				
Rörelseresultat .....	4 116	4 039	3 167	3 110
Resultat från perioden från avvecklad verksamhet, efter skatt .....	9	57	-39	-4
Justering för poster som inte ingår i kassaflödet .....	4 492	3 199	6 460	3 007
Betalda inkomstskatter .....	-1 010	-662	-689	-734
Kassaflöde från den löpande verksamheten före förändring av den löpande verksamhetens tillgångar och skulder .....	7 607	6 633	8 899	5 379
Kassaflöde från den löpande verksamheten .....	6 315	19 754	-14 721	-4 310
Kassaflöde från investeringsverksamheten .....	572	774	2 950	586
Kassaflöde från finansieringsverksamheten .....	-1 927	-170	-1 032	-1 911
Periodens kassaflöde .....	4 960	20 358	-12 803	-5 635
Likvida medel vid periodens början .....	42 808	22 606	45 670	42 808
Omräkningsdifferens .....	-2 098	-156	1 957	-1 218
Likvida medel vid periodens slut .....	45 670	42 808	34 824	35 955
Förändring .....	4 960	20 358	-12 803	-5 635



NBF

Resultaträkning, Koncernen

	Koncernen			
	År som slutade 31 december		Sex månader som slutade 30 juni	
	2013	2012	2014	2013
	<i>(EUR miljoner)</i>			
<b>Rörelseintäkter</b>				
Ränteintäkter.....	1 849	2 337	923	909
Räntekostnader.....	-666	-1 079	-328	-343
<b>Räntenetto</b> .....	<b>1 183</b>	<b>1 258</b>	<b>595</b>	<b>566</b>
Avgifts- och provisionsintäkter.....	759	741	400	369
Avgifts- och provisionskostnader.....	-872	-446	-360	-459
<b>Avgifts- och provisionsnetto</b> .....	<b>-113</b>	<b>295</b>	<b>40</b>	<b>-90</b>
Nettoreultat av poster till verkligt värde.....	1 114	1 217	556	623
Andelar i intresseföretags resultat.....	8	18	1	6
Övriga rörelseintäkter.....	32	36	27	17
<b>Summa rörelseintäkter</b> .....	<b>2 224</b>	<b>2 824</b>	<b>1 219</b>	<b>1 122</b>
<b>Rörelsekostnader</b>				
Allmänna administrationskostnader:				
Personalkostnader.....	-553	-574	-296	-279
Övriga administrationskostnader.....	-466	-447	-221	-230
Av- och nedskrivningar av materiella och immateriella tillgångar.....	-40	-50	-21	-20
<b>Summa rörelsekostnader</b> .....	<b>-1 059</b>	<b>-1 071</b>	<b>-538</b>	<b>-529</b>
<b>Resultat före kreditförluster</b> .....	<b>1 165</b>	<b>1 753</b>	<b>681</b>	<b>593</b>
Kreditförluster, netto.....	-53	-144	-49	-36
Nedskrivningar av värdepapper.....	1	-	-	-
<b>Rörelseresultat</b> .....	<b>1 113</b>	<b>1 609</b>	<b>632</b>	<b>557</b>
Skatt.....	-285	-428	-126	-139
<b>Resultat för perioden</b> .....	<b>828</b>	<b>1 181</b>	<b>506</b>	<b>418</b>
<b>Hänförligt till:</b>				
Aktieägare i Nordea Bank AB (publ).....	828	1 179	506	417
Minoritetsintressen.....	-	2	-	1
<b>Summa</b> .....	<b>828</b>	<b>1 181</b>	<b>506</b>	<b>418</b>

## Balansräkning, Koncernen

	<b>Koncernen</b>			
	<b>År som slutade 31 december</b>		<b>Sex månader som slutade 30 juni</b>	
	<b>2013</b>	<b>2012</b>	<b>2014</b>	<b>2013</b>
	<i>(EUR miljoner)</i>			
<b>Tillgångar</b>				
Kassa och tillgodohavanden hos centralbanker .....	30 904	30 004	23 038	25 837
Utlåning till centralbanker .....	657	809	1 663	745
Utlåning till kreditinstitut .....	35 110	36 018	44 117	42 847
Utlåning till allmänheten .....	113 779	100 765	110 951	108 379
Räntebärande värdepapper .....	34 246	29 818	36 817	31 192
Pantsatta finansiella instrument .....	9 739	8 078	9 532	7 959
Aktier och andelar .....	680	838	895	747
Derivatinstrument .....	70 234	117 213	78 467	78 182
Förändringar av verkligt värde för räntesäkrade poster i säkringsportföljer .....	58	124	77	74
Aktier och andelar i koncernföretag .....	-	-	-	-
Aktier och andelar i intresseföretag .....	59	79	37	65
Immateriella tillgångar .....	100	108	95	103
Materiella tillgångar .....	94	96	91	93
Förvaltningsfastigheter .....	113	104	2	104
Uppskjutna skattefordringar .....	5	37	35	45
Skattefordringar .....	1	1	0	0
Pensionstillgångar .....	133	80	133	81
Övriga tillgångar .....	8 277	10 320	10 996	9 393
Förutbetalda kostnader och upplupna intäkter .....	572	969	577	752
<b>Summa tillgångar</b> .....	<b>304 761</b>	<b>335 461</b>	<b>317 523</b>	<b>306 598</b>
<b>Skulder</b>				
Skulder till kreditinstitut .....	79 426	74 666	87 323	87 938
In- och upplåning från allmänheten .....	80 909	70 212	76 936	72 982
Emitterade värdepapper .....	47 130	48 999	44 782	42 849
Derivatinstrument .....	67 109	115 836	73 287	74 580
Förändringar av verkligt värde för räntesäkrade poster i säkringsportföljer .....	369	637	672	414
Skatteskulder .....	8	4	10	10
Övriga skulder .....	18 855	14 239	23 771	17 248
Upplupna kostnader och förutbetalda intäkter .....	866	946	850	921
Uppskjutna skatteskulder .....	53	58	53	58
Avsättningar .....	72	83	101	76
Pensionsförpliktelser .....	21	50	76	50
Efterställda skulder .....	429	574	447	427
<b>Summa skulder</b> .....	<b>295 247</b>	<b>326 244</b>	<b>308 308</b>	<b>297 553</b>
<b>Eget kapital</b>				
Minoritetsintressen .....	1	4	1	3
Aktiekapital .....	2 319	2 319	2 319	2 319
Överkursfond .....	599	599	599	599
Övriga reserver .....	2 875	2 788	2 817	2 812
Balanserade vinstmedel .....	3 720	3 507	3 479	3 312
<b>Summa eget kapital</b> .....	<b>9 514</b>	<b>9 217</b>	<b>9 215</b>	<b>9 045</b>
<b>Summa skulder och eget kapital</b> .....	<b>304 761</b>	<b>335 461</b>	<b>317 523</b>	<b>306 598</b>
För egna skulder ställda säkerheter .....	35 061	32 266	36 368	32 137
Övriga ställda säkerheter .....	4 393	6 978	6 721	6 112
Ansvarsförbindelser .....	15 836	16 419	14 470	16 271
Kreditåtaganden .....	15 882	15 956	16 269	15 963
Övriga åtaganden .....	721	634	395	651

## Kassaflödesanalys, Koncernen

	Koncernen			
	År som slutade 31 december		Sex månader som slutar 30 juni	
	2013	2012	2014	2013
	<i>(EUR miljoner)</i>			
<b>Löpande verksamheten</b> .....				
Rörelseresultat .....	1 113	1 609	632	557
Justering för poster som inte ingår i kassaflödet .....	658	-1 763	722	614
Betalda inkomstskatter .....	-282	-286	-137	-148
<b>Kassaflöde från den löpande verksamheten före förändring av den löpande verksamhetens tillgångar och skulder</b> .....	<b>1 489</b>	<b>-440</b>	<b>1 217</b>	<b>1 023</b>
Ändring i verksamhetens tillgångar och skulder .....	4 197	19 159	-12 074	-1 187
<b>Kassaflöde från den löpande verksamheten</b> .....	<b>5 686</b>	<b>18 719</b>	<b>-10 857</b>	<b>-164</b>
<b>Investeringsverksamhet</b>				
Förvärv och avyttring av verksamheter .....	1	-	33	21
Egendom och utrustning .....	-46	-19	-40	-18
Immateriella tillgångar .....	-11	-28	-7	-5
Nettoinvesteringar i värdepapper (innehav till förfallodag) .....	114	344	1 620	0
Andra finansiella anläggningstillgångar .....	27	36	-3	0
<b>Kassaflöde från investeringsverksamheten</b> .....	<b>85</b>	<b>333</b>	<b>1 603</b>	<b>-2</b>
<b>Finansieringsaktiviteter</b>				
Utgivna/amorterade efterställda skulder .....	-27	-3	18	-28
Genomförda utdelningar .....	-627	-3 500	-750	-625
Andra förändringar .....	39	-23	-35	-25
<b>Kassaflöde från finansieringsverksamheten</b> .....	<b>-615</b>	<b>-3 526</b>	<b>-767</b>	<b>-678</b>
<b>Periodens kassaflöde</b> .....	<b>5 156</b>	<b>15 526</b>	<b>-10 021</b>	<b>-844</b>
Likvida medel vid periodens början .....	32 859	17 981	36 324	32 859
Omräkningsdifferens .....	1 691	648	-312	-171
Likvida medel vid periodens slut .....	36 324	32 859	26 615	32 186
<b>Förändring</b> .....	<b>5 156</b>	<b>15 526</b>	<b>-10 021</b>	<b>-844</b>

## **USE OF PROCEEDS**

The net proceeds of the issue of each Series of Notes will be used for the general banking and other corporate purposes of the Nordea Group. If, in respect of any particular issue, there is a particular identified use of proceeds this will be stated in the applicable Final Terms.

## TAXATION

*The following is a general description of certain tax considerations relating to the Notes. It does not purport to be a complete analysis of all tax considerations relating to the Notes, whether in those countries or elsewhere. Prospective purchasers of Notes should consult their own tax advisers as to which countries' tax laws could be relevant to acquiring, holding and disposing of Notes and receiving payments of interest, principal and/or other amounts under the Notes and the consequences of such actions under the tax laws of those countries. It should also be noted that there are differences in the tax treatment of different Notes. This summary is based upon the law as in effect on the date of this Base Prospectus and is subject to any change in law that may take effect after such date.*

### Swedish Taxation

Under Swedish tax law, payments in respect of the Notes, the Coupons and the Receipts are generally not subject to Swedish taxation, provided that the holder is neither resident in Sweden nor engaged in a trade or business in Sweden to which the holding is attributable. An investor in the Notes should not be subject to taxation in Sweden solely by his holding of such Notes, the Coupons or the Receipts of income therefrom.

Sweden does not levy withholding tax on interest payments to an investor not resident in Sweden. Nor does Sweden levy stamp duty.

A corporate investor subject to taxation in Sweden would generally be taxed on interest income and capital gains at the standard corporate income tax rate (currently 22 per cent.). Special tax rules may apply for certain investors, e.g. insurance companies, pension funds and investment funds.

An investor who is an individual tax resident in Sweden is generally subject to a 30 per cent. preliminary tax (Sw. *preliminärskatt*) which is withheld from interest payments. Interest income and capital gains are generally subject to final taxation at 30 per cent., from which any preliminary tax is credited.

For investors subject to taxation in Sweden, the calculation of capital gains/losses and the possibility to deduct losses against other income is dependent on the further classification of the Notes (e.g. listing, currency and reference assets).

The above description is intended as general information only and each investor should consult his own tax advisor for information on specific tax consequences that may arise as a result of acquiring, holding and disposing of the Notes.

### Beskattning

*Det följande utgör en generell beskrivning av vissa skattemässiga bedömningar med avseende på Lånen. Avsikten är inte att detta ska utgöra en uttömmande analys av samtliga skattemässiga bedömningar med avseende på Lånen, vad avser de angivna länderna eller annanstans. Potentiella investerare i Lånen ska själva bedöma de skattekonsekvenser som kan uppkomma i samband en investering i Lån och därvid rådfråga skatterådgivare. Det ska även noteras att det finns skillnader i olika länders skattelagstiftning. Informationen är baserad på det regelverk som var gällande på dagen för offentliggörandet av Grundprospektet och kan påverkas av förändringar i gällande regelverk som träder i kraft efter dagen för offentliggörandet av Grundprospektet.*

### Beskattning i Sverige

Enligt svensk gällande rätt ska betalningar med avseende på Lånen och Kupongerna vara undantagna samtliga skatter, tullavgifter och pålagor av samtliga slag, som åläggs från eller inom Sverige eller av någon kommun eller skattemyndighet, förutom om investeraren i Lånet eller Kupongen till vilken sådan betalning är hänförlig är föremål för beskattning i anledning av att sådan investerare har koppling till Sverige på annat sätt än bara genom innehavet i Lånet eller Kupongen eller de därifrån mottagna medlen. Investerare som är fysiska personer och som har sin skatterättsliga hemvist i Sverige är föremål för preliminärskatt om 30 procent som allmänt sett blir avdragen från räntebetalningar.

Sverige gör inte avdrag för källskatt på räntebetalningar för en investerare som inte är bosatt i Sverige. Sverige tar inte ut någon stämpelskatt.

Ett bolag som är föremål för svensk beskattning betalar typiskt sett inkomstskatt och kapitalvinstskatt uppgående till gällande nivå för bolagsskatten, för närvarande 22 procent. För vissa typer av investerare kan särskilda skatteregler vara tillämpliga, såsom försäkringsbolag, pensionsfonder och investeringsfonder.

Investerare som är fysiska personer och som ska betala svensk skatt måste typiskt sett betala preliminärskatt uppgående till 30 procent, som allmänt sett blir avdragen från räntebetalningar. Ränteintäkter och kapitalvinster är typiskt sett föremål för en slutlig beskattning om 30 procent.

För de investerare som är skattskyldiga i Sverige är beräkningar av kapitalvinster och kapitalförluster och möjligheter att räkna av förluster mot intäkter beroende av Lånen och deras egenskaper (till exempel listning, valuta och referenstillgångar).

Ovanstående beskrivning syftar till att ge en generell beskrivning och varje investerare uppmanas att rådfråga sin egen skatterådgivare för specifik information om vilka skattekonsekvenser som kan uppstå av att köpa, inneha och/eller avyttra ett Lån.

### **Den Europeiska Unionens direktiv om beskattning av inkomst av sparande**

Enligt Rådets direktiv 2003/48/EG om beskattning av inkomster från sparande i form av räntebetalningar ("**Sparandedirektivet**"), är varje medlemsstat skyldig att förse skattemyndigheten i en annan medlemsstat information avseende betalningar av ränta eller andra liknande inkomster som betalats av en person inom dess jurisdiktion till, eller insamlats av en sådan person för, en enskild person samt de juridiska personer som anges i artikel 4.2 av Sparandedirektivet (varje sådan en "**Residual Enhet**"). Dock kan Österrike och Luxemburg under en övergångsperiod i stället tillämpa en källskatt i förhållande till sådana betalningar med en procentsats om, över tid, upp till 35%. Dessa övergångsregler kommer att upphöra vid utgången av det första hela beskattningsåret efter det att en överenskommelse mellan vissa länder utanför EU för utbyte av information om sådana betalningar ingåtts.

Luxemburgs regering överlämnade till det Luxemburgs parlament den 18 mars 2014 ett lagförslag (N 6668) rörande viss kapitalbeskattning vilket skulle ändra den nuvarande regleringen av källskatt från och med 1 januari 2015, vilket skulle innebära att man börjar tillämpa systemet för automatisk informationsutbyte under Sparandedirektivet. Lagförslaget antogs som lag den 25 november 2014. I tillägg har Österrike valt att implementera ett system med automatisk informationsutbyte.

Ett antal länder utanför EU, och vissa territoriella sammanslutningar i vissa medlemsstater, har vidtagit liknande åtgärder (antingen tillhandahållande av information eller att under en övergångsperiod innehålla skatt) i förhållande till utbetalningar av en person inom dess jurisdiktion till, eller insamlats av en sådan person för, en enskild person eller en Residual Enhet etablerad i en medlemsstat. Dessutom har medlemsstater ingått avtal innehållande informationsåtaganden eller övergångsregler avseende källskatt med vissa av dessa territoriella sammanslutningar i förhållande till utbetalningar gjorda av en person i en medlemsstat till, eller som insamlats av en sådan person för, någon enskild person eller vissa begränsade typer av juridiska personer etablerade i något av dessa territorier.

Europeiska rådet antog 24 mars 2014 ett ändringsdirektiv till Sparandedirektivet ("**Ändringsdirektivet**"). Ändringdirektivet utvidgar omfattningen av de krav som beskrivs ovan. Medlemsstaterna har till 1 januari 2016 på sig att genomföra direktivet i nationell lagstiftning (vilken måste träda i kraft senast 1 januari 2017). Ändringdirektivet syftar till att utvidga ovannämnda krav till att omfatta betalningar gjorda till, eller säkrade för, vissa andra typer av personer och arrangemang (innefattandes vissa trustar) och kan vara tillämplig där sådan fysisk eller juridisk person, enhet eller arrangemang är etablerad eller administreras utanför EU. Man utvidgar också definitionen av "räntebetalning" att omfatta intäkter som är att jämföra med ränta.

### **Förslag på skatt på finansiella transaktioner**

Europeiska kommissionen publicerade den 14 februari 2013 ett förslag till direktiv ("**Kommissionsförslaget**") om en gemensam skatt på finansiella transaktioner som skall införas i de 11 deltagande medlemsstaterna (Belgien, Tyskland, Estland, Grekland, Spanien, Frankrike, Italien, Österrike, Portugal, Slovenien och Slovakien) (de "**Deltagande Medlemsstaterna**").

Kommissionsförslaget omfattar många typer av transaktioner och skulle, om det antas, att under vissa förutsättningar kunna vara tillämpligt på vissa transaktioner i Lånen (inklusive i andrahandsmarknaden). Utgivandet av och att teckna sig för Lån bör emellertid undantas.

Enligt Kommissionsförslaget kan skatten komma att vara tillämplig för personer såväl utanför som inom de Deltagande Medlemsstaterna. Generellt sett skulle det vara tillämpligt på vissa typer av transaktioner i Lånen där minst en part är en finansiell institution och minst en part är etablerad i en Deltagande Medlemsstat. En finansiell institution kan bedömas "etablerat" i en Deltagande Medlemsstat på ett antal olika sätt, inklusive (a) genom att göra affärer med någon etablerad i en Deltagande Medlemsstat eller (b) där det finansiella instrumentet som handlas är utgivet i en Deltagande Medlemsstat.

Ett gemensamt utlåtande från tio av elva av de Deltagande Medlemsstaterna i maj 2014 indikerade att man avser att implementera skatten progressivt på ett sådant sätt att det skulle initialt vara tillämpligt på aktier och vissa derivat, med start från 1 januari 2016.

Skatten är fortsatt föremål för förhandling bland de Deltagande Medlemsstaterna. Det kan därför ändras före det antas och innan det ska genomföras i de Deltagande Medlemsstaterna. Fler medlemsstater kan också välja att delta.

### **Danish Taxation**

*The following is an overview of the Danish withholding taxation treatment at the date hereof in relation to payments of principal and interest in respect of the Notes. It is based on current law and the practice, which may be subject to change, sometimes with retrospective effect. The comments do not deal with other Danish tax aspects of acquiring, holding or disposing of Notes.*

**Provided that** the Issuer of the Notes is not a tax resident of Denmark for Danish tax purposes and does not have a permanent establishment in Denmark, payments on the Notes may be paid by the Issuer without withholding or deduction for or on account of Danish withholding tax

### **Finnish Taxation**

Payments of interest in accordance with the Terms and Conditions are not subject to withholding tax in Finland provided that the recipient is not resident in Finland for tax purposes, unless the Notes relate to business carried on in Finland (through a permanent establishment in Finland). Investors that are not resident in Finland for tax purposes are, furthermore, not subject to Finnish tax on capital gains arising from the transfer of Notes, unless the transfer relates to business carried on in Finland through a permanent establishment.

For physical persons that are resident in Finland for tax purposes and for Finnish estates of deceased persons, interest on Notes issued by NBF to the public in Finland constitutes income pursuant to the act on withholding tax for interest income (28.12.1990/1341, *Fi. Laki korkotulon lähdeverosta*). The withholding tax on interest income is at present 30 per cent. According to the act on withholding tax for interest income, index-linked yield is generally treated as interest income.

Interest on Notes issued by NBAB to physical persons that are resident in Finland for tax purposes and Finnish estates of deceased persons constitutes capital income. The tax rate applicable to capital income is at present 30 per cent. The tax rate for the part of capital income which exceeds 40,000 euros per year is 32 per cent. If Notes issued by NBF are offered in circumstances where there is no obligation to publish a prospectus, the interest on such Notes may constitute capital income for physical persons that are resident in Finland for tax purposes and Finnish estates of deceased and be taxed at the tax rate applicable to capital income. Furthermore, it should be noted that there are current plans to increase the higher tax rate for capital income to 33 per cent. and to lower the threshold for applying such tax rate to 30,000 euros as of 2015.

Where Notes are sold by a Finnish physical person or Finnish estate of deceased person prior to the due date, any capital gains and payment of accrued interest (*Fi. jälkimarkkinahyvitys*) is taxed in at the tax rate applicable to capital income (see above). Correspondingly, the subscriber is generally entitled to deduct the paid accrued interest from the taxable income of the year of subscription. Capital gains arising from a sale of assets are, however, exempted from tax if the total amount of the sales prices of the assets sold by the note holder does not exceed EUR 1,000 in a tax year. Capital losses arising from the transfer of notes are deductible only from capital gains arising from the sale of assets in the same year or during the

following five years. The capital losses will not, however, be tax deductible if the total amount of the acquisition prices of the assets sold by the note holder does not exceed EUR 1,000 in a tax year.

If the recipient of the interest paid on the Notes is a corporation further defined in Income Tax Act (30.12.1992/1535, *Fi. Tuloverolaki*, as amended) residing in Finland for tax purposes, such interest is subject to taxation either as income from business activities (business income source) or from passive assets (other income source) of the recipient corporation. Taxable income of a Finnish corporation is determined separately for business activities and other activities, both of which are taxed at a flat rate of 20 per cent.

Where Notes are sold by a Finnish resident corporation, any sales price is included either in the income from business activities or income from passive assets of the Finnish resident corporation. The acquisition cost of the Notes sold is deductible either from business or other income depending on which assets the Notes belonged to at the time the Notes were sold. In general, a capital loss arising from the transfer of Notes attributable to business activities is deductible from business income. A loss of business activities can be carried forward for ten tax years. Capital losses attributable to other income can only be offset against capital gains arising from the transfer of passive assets and can be carried forward only for five tax years.

The Note holders are advised to consult their own tax advisers concerning their tax reporting obligations and the overall tax consequences of their ownership of the Notes.

## **Republic of Austria**

### *Recent Developments – Capital Gains Tax*

The relevant Austrian tax laws for the taxation of income derived from debt instruments, including debt instruments such as the Notes, have been changed due to the entry into force of provisions included in the Federal Budget Implementation Act 2011 (Budgetbegleitgesetz 2011, Federal Law Gazette I 2010/111 – "**BIA 2011**"), the Federal Tax Amendment Act 2011 (Abgabenänderungsgesetz 2011, Federal Law Gazette I 2011/76 – "**TAA**") and the Federal Budget Implementation Act 2012 (Budgetbegleitgesetz 2012, Federal Law Gazette I 2011/112 – "**BIA 2012**") which by way of amendments to the Austrian Income Tax Act 1988 (Einkommensteuergesetz 1988, Federal Law Gazette 1988/400 – "**ITA**") introduced a tax on "realised" capital gains (*Einkünfte aus realisierten Wertsteigerungen von Kapitalvermögen*). This capital gains tax applies not only to current income from debt instruments such as the Notes (interest payments and similar earnings) but also to "realised" capital gains stemming from their sale or redemption, if purchased on or after 1 April 2012. As regards income from debt instruments purchased before this date, the old tax regime continues to apply with some particularities (the transitional provisions are not discussed). The information on Austria's newly enacted capital gains tax is mainly based on the wording of the law and on the explanatory notes thereto.

### *General Remarks*

Individuals resident in Austria are subject to Austrian income tax (*Einkommensteuer*) on their world-wide income (unlimited income tax liability). Individuals qualify as residents if they have either their permanent domicile and/or their habitual abode in Austria. Otherwise they are non-resident individuals subject to income tax only on income from certain Austrian sources (limited income tax liability).

Companies resident in Austria are subject to Austrian corporate income tax (*Körperschaftsteuer*) on their worldwide income (unlimited corporate income tax liability). Companies qualify as residents if they have their place of effective management and/or their legal seat in Austria. Otherwise they are non-residents subject to corporate income tax only on income from certain Austrian sources (limited corporate income tax liability).

Under Austrian tax law, individuals are subject to income tax pursuant to the ITA generally at progressive tax rates between 0 per cent. and 50 per cent. Corporate entities are subject to a corporate income tax at a rate of 25 per cent. pursuant to the Austrian Corporate Income Tax Act (Körperschaftsteuergesetz 1988, Federal Law Gazette 1988/401 – "**CITA**").

In case of unlimited and limited (corporate) income tax liability, Austria's right to levy taxes may be restricted by double taxation treaties.



### *Austrian Residents*

Income derived from the Notes by individuals with a permanent domicile or their habitual abode in Austria or corporate entities having their corporate seat or place of management in Austria is taxable in Austria pursuant to the ITA or the CITA.

### *Austrian Resident Individuals*

Income derived from debt instruments such as the Notes qualifies as investment income (*Einkünfte aus Kapitalvermögen*). Such income comprises not only current income, i.e. interest payments and similar earnings, but also "realised" capital gains (*Einkünfte aus realisierten Wertsteigerungen von Kapitalvermögen*) stemming from the sale or redemption of debt instruments, irrespective of whether they have been held as business or non-business assets and irrespective of whether the profits have been realised within a particular holding period (formerly, in case of individuals, only such profits stemming from securities which were held only for a period not exceeding one year were taxed). According to the relevant provisions of the ITA, "realised" capital gains principally consist in the difference (surplus) between the proceeds from the sale or redemption of the debt instruments, i.e. their selling or redemption price, and their purchase price.

Such profits, i.e. current income and "realised" capital gains, are in principle subject to a special tax rate of 25 per cent. and will be deducted by the custodian bank or the paying office (Kapital-ertragsteuer, Capital Proceeds Tax – "CPT"). However, as regards profits from debt instruments such as the Notes, the special tax rate will only apply in cases where the instruments have in the primary offering been offered to an undetermined number of people ("public offer"). This tax is in principle "final", which means that no further taxation will be allowed on such capital gains and that they do not have to be declared in other tax declarations of the taxpayer (in particular, a personal tax rate exceeding 25 per cent. will not apply). In case the taxpayer applies for regular taxation (Regelbesteuerungsoption – which he might do in case his personal tax rate is below 25 per cent.) or for the offsetting of losses (*Verlustausgleichsoption*), taxation is not final. The option for regular taxation may be exercised independently from the option for the offsetting of losses by filing a respective request to the tax office. It leads to an assessment for income tax and to the application of the regular, progressive income tax rate (currently amounting to a maximum of 50 per cent. for yearly taxable income exceeding EUR 60.000) on all taxable capital gains.

Further, pursuant to the relevant provisions of the ITA also the withdrawal or transfer of debt instruments such as the Notes from their current investor's securities account shall, as a general rule, equally trigger CPT, unless one of the exemptions contained in the ITA applies. These exemptions are all based on the idea that no CPT shall be deducted, in cases where the taxation of potential future profits stemming from the sale or redemption of the transferred debt instruments remains in fact possible. In addition, since 1 April 2012 amended exit tax rules (*Wegzugsbesteuerung*) apply, which are not discussed herein.

In its international dimension, the newly enacted capital gains tax applies only and CPT will only be deducted, if either the custodian bank (*depotführende Stelle*) or – under certain conditions – the paying office (*auszahlende Stelle*) is located in Austria. A paying office may be any organisational entity of a bank which is capable to credit amounts of money to cash accounts of clients or to pay in cash. In most cases the paying office will be the bank with which the investor maintains his securities account. It is not the Paying Agent (as defined in the Programme documents). The term "custodian bank" refers to banks (its branches and offices) providing the securities account to the investor and not to any other bank up in the holding chain. The custodian bank or, if applicable, the paying office will be responsible for the deduction of the capital gains tax (CPT) and its transfer to the respective Austrian tax office.

To the extent that no CPT is deducted due to the lack of a custodian bank or a paying office located in Austria, the income derived from debt instruments such as the Notes must be included into the respective taxpayer's tax declaration, if such profits are received by an Austrian resident individual subject to unlimited income tax liability. In this case, the special tax rate of 25 per cent. applies equally.

### *Austrian Resident Corporate Investors*

Income from debt instruments such as the Notes (interest payments, capital gains), realised by a corporate investor resident in Austria is subject to Austrian corporate income tax (Körperschaftsteuer) at a rate of 25 per cent. CPT-rules apply in case such income is paid out via a custodian bank or paying office located in Austria. In such case deducted CPT will be credited against the corporate income tax liability.

However, corporations deriving business income from debt instruments such as the Notes may avoid the deduction of CPT by filing a statement of exemption with the custodian bank (or the paying office) and with the competent Austrian tax office to the fact that the payment received is due to a commercial enterprise subject to taxation in Austria (*Befreiungserklärung*).

In this context it is of note that there is, inter alia, a special tax regime for Austrian private law foundations (*Privatstiftungen*). Such foundations are subjected to a special interim income tax of currently 25 per cent. to be paid on income derived from debt instruments such as the Notes.

#### *Non-Residents*

Income of non-resident individuals and corporations (within the meaning of the relevant Austrian tax law) derived from debt instruments such as the Notes (interest payment, capital gains) is currently not taxable in Austria, provided that such income is not attributable to an Austrian permanent establishment. In this case, Austrian capital gains tax (CPT) being deducted by a custodian bank or a paying office located in Austria may be avoided, if the beneficiary demonstrates to the custodian bank (or the paying office), by supplying corroborating evidence, that he qualifies as non-resident for tax purposes and that he is therefore subjected to limited (corporate) income tax liability.

Pursuant to the Federal Tax Amendment Act 2014 (*Abgabenänderungsgesetz 2014*, Federal Law Gazette I 2014/13) the ITA has been amended. Amongst other amendments, with effect of 1 January 2015, interest income within the meaning of Council Directive 2003/48/EC of 3 June 2003 on taxation of savings income in the form of interest payments (the "**EU Savings Directive**") and the Austrian EU Withholding Tax Act (*EU-Quellen-steuergesetz*, Federal Law Gazette I 2004/33 – "**EU-QuStG**") will fall within the limited (corporate) income tax liability applicable to non-resident individuals and corporations (within the meaning of the relevant Austrian tax law), provided that CPT has to be deducted. This is the case if either the custodian bank (*depotführende Stelle*) or – under certain conditions – the paying office (*auszahlende Stelle*) is located in Austria. Accordingly, from 1 July 2015 onwards, income of non-resident individuals and corporations derived from debt instruments such as the Notes (investment income, realised capital gains) will be subject to Austrian income tax at a rate of 25 per cent., unless one of the exemptions contained in amended section 98 para 1 no. 5 of the ITA applies, e.g. inter alia in case interest income is paid out or credited to an individual resident in another EU Member State in which case the EU Withholding Tax Act applies (see also below under "EU Savings Tax Directive"). Applicable double taxation treaties may provide for a reduction of, or relief from the application of CPT. For corporate entities deriving business income from the Notes, an exemption may be available by filing a declaration of ex-emption (*Befreiungserklärung*) with the Austrian paying office, as section 94 no. 5 of the ITA has not been changed or amended. In addition, the current draft of the Second Federal Tax Amendment Act 2014 (2. *Abgabenänderungsgesetz 2014*) which is likely to be passed by the end of 2014 contains a further amendment to section 94 no. 5 of the ITA pursuant to which interest payments which are not received by natural persons are exempt from the limited income tax liability. It remains to be seen whether the current draft will be enacted with-out changes.

#### *EU Savings Tax*

In Austria, provisions for implementing the EU Savings Directive have been enacted by the EU-Quellensteuergesetz (Federal Law Gazette I 2004/33 – "**EU-QuStG**"). Section 1 of the EU-QuStG provides that interest payments paid out or credited by a paying office located in Austria to a beneficial owner who is an individual resident in another EU Member State (or certain dependent or associated territories) is subject to a withholding tax if no exemption from such withholding applies. Pursuant to the EU-QuStG, tax from interest payments must be deducted on a time scaled basis. For the first three years after the EU-QuStG came into force (i.e. from 1 July 2005 onwards) 15 per cent. on paid interest has been deducted, for the subsequent three years (i.e. from 1 July 2008 onwards) a tax of 20 per cent. applied. Since 1 July 2011 the tax to be deducted amounts to 35 per cent. This tax is not deducted in case the beneficial owner of the interest provides a certificate of the competent tax authority of the EU Member State where he is resident. The certificate must include the beneficial owner's name, address, tax number or other identification number or if such number is not available, the date of birth and the paying bank's registered office. In addition, the name and address of the paying bank, as well as the account number of the beneficial owner or, if an account number is un-available, the security identification number must be included.

## French Taxation

Payments of interest and principal by the relevant Issuer (acting out of its head offices or one of its non-French branch) under the Notes will not be subject to withholding tax in France, in accordance with the applicable French law.

However, pursuant to Articles 125 A and 125 D of the French Code *général des impôts*, and subject to certain limited exceptions, interest and other similar revenues received from 1 January 2013 by individuals who are fiscally domiciled (*domiciliés fiscalement*) in France are subject to a 24 per cent. withholding tax. This withholding tax is an advance payment made in respect of the personal income tax of the individual receiving the interest or revenue, which is deductible from their personal income tax liability in respect of the year in which the withholding has been made. Social contributions (the *contribution sociale généralisée* (CSG) of 8.2 per cent., the *prélèvement social* of 4.5 per cent., its *contribution additionnelle au prélèvement social* of 0.3 per cent., the *prélèvement de solidarité sur les revenus du patrimoine et produits de placement* of 2 per cent. and the *contribution au remboursement de la dette sociale* (CRDS) of 0.5 per cent.) are also levied by way of withholding tax at an aggregate rate of 15.5 per cent. on interest and other similar revenues paid to individuals who are fiscally domiciled (*domiciliés fiscalement*) in France.

Prospective purchasers of Notes who are fiscally domiciled (*domiciliés fiscalement*) in France for tax purposes or who would hold such Notes through a permanent establishment or fixed base in France should be aware that transactions involving the Notes, including any purchase or disposal of, or other dealings in, the Notes, may have French tax consequences. The tax consequences regarding interest, premium on redemption and capital gains in particular may depend, amongst other things, upon the status of the prospective purchaser (i.e. legal entities or individuals). Prospective purchasers of Notes should consult their own advisers about the tax implications of holding Notes and of any transactions involving Notes.

## German Taxation

### *German withholding tax*

In principle, only persons (individuals and incorporated entities) who are tax resident in Germany (in particular, persons having a residence, habitual abode, seat or place of management in Germany) are subject to German withholding tax with respect to payments under debt instruments. Non-resident persons generally do not suffer German withholding tax. If, however, the income from the Notes is subject to German tax, i.e. if (i) the Notes are held as business assets (*Betriebsvermögen*) of a German permanent establishment (including a permanent representative) which is maintained by the relevant investor or (ii) the income from the Notes qualifies for other reasons as taxable German source income, German withholding tax is applied, as a rule, as in the case of a German tax resident investor.

German withholding tax will be levied at a flat withholding tax rate of 26.375 per cent. (including solidarity surcharge (*Solidaritätszuschlag*)) on interest and on proceeds from the sale of the Notes if the Notes are held in a custodial account which the relevant investor maintains with a German branch of a German or non-German credit or financial services institution or with a German securities trading business or a German securities trading bank (a "**German Disbursing Agent**"). If the Notes are redeemed, repaid, assigned or contributed into a corporation by way of a hidden contribution (*verdeckte Einlage*), such transaction is treated like a sale.

If the Notes are not held in a custodial account maintained with a Disbursing Agent, German withholding tax will nevertheless be levied if the Notes are issued as Definitive Notes and the savings earnings (*Kapitalerträge*) are paid by a German Disbursing Agent against presentation of the Notes or Coupons (so-called over-the-counter transaction – *Tafelgeschäft*).

If an investor sells or redeems the Notes, the tax base is, in principle, the difference between the acquisition costs and the proceeds from the sale or redemption of the Notes reduced by expenses directly and factually related to the sale or redemption. Where the Notes are acquired and/or sold in a currency other than Euro, the sales/redemption price and the acquisition costs have to be converted into Euro on the basis of the foreign exchange rates prevailing on the sale or redemption date and the acquisition date respectively. If the Notes have not been held in the custodial account maintained with the German Disbursing Agent since their acquisition and the acquisition costs of the Notes are not proven to the

German Disbursing Agent in the form required by law (e.g. in the case of over-the-counter transactions or if the Notes had been transferred from a non-EU custodial account prior to the sale), withholding tax is applied to 30 per cent. of the proceeds from the sale or redemption of the Notes.

When computing the tax base for withholding tax purposes, the German Disbursing Agent has to deduct any negative savings income (*negative Kapitalerträge*) or paid accrued interest (*Stückzinsen*) in the same calendar year or unused negative savings income of previous calendar years.

Individuals who are subject to church tax may apply in writing for this tax to be withheld as a surcharge to the withholding tax. Individuals subject to church tax but declining the application have to include their savings income in their tax return and will then be assessed to church tax. For German credit institutions an electronic information system as regards church withholding tax will apply in respect of savings income received after 31 December 2014, with the effect that church tax will be collected by the German Disbursing Agent by way of withholding unless the investor has filed a blocking notice (*Sperrvermerk*) with the German Federal Central Tax Office (*Bundeszentralamt für Steuern*), in which case the obligation to include savings income in the tax return for church tax purposes will persist.

With regard to individuals holding the Notes as private assets, any withholding tax levied shall, in principle, become definitive and replace the income taxation of the relevant investor. If no withholding tax has been levied other than by virtue of a withholding tax exemption certificate (*Freistellungsauftrag*) and in certain other cases, the relevant investor is nevertheless obliged to file a tax return, and the savings income will then be taxed within the tax assessment procedure. However, the separate tax rate for savings income applies in most cases also within the assessment procedure. In certain cases, the investor may apply to be assessed on the basis of its personal tax rate if such rate is lower than the above tax rate. Such application can only be filed consistently for all savings income within the assessment period. In case of jointly assessed husband and wife the application can only be filed for savings income of both spouses.

With regard to other investors, German withholding tax is a prepayment of (corporate) income tax and will be credited or refunded within the tax assessment procedure.

No German withholding tax will be levied if an individual holding the Notes as private assets has filed a withholding tax exemption certificate (*Freistellungsauftrag*) with the German Disbursing Agent, but only to the extent the savings income does not exceed the exemption amount shown on the withholding tax exemption certificate. Currently, the maximum exemption amount is EUR 801 (EUR 1,602 in the case of jointly assessed husband and wife). Similarly, no withholding tax will be levied if the relevant investor has submitted a certificate of non-assessment (*Nichtveranlagungs-Bescheinigung*) issued by the relevant local tax office to the German Disbursing Agent. Further, with regard to investors holding the Notes as business assets, no withholding tax will be levied on capital gains from the redemption, sale or assignment of the Notes if (a) the Notes are held by a corporation or (b) the proceeds from the Notes qualify as income of a domestic business and the investor notifies this to the German Disbursing Agent by use of the officially required form.

The Issuers are, in general, not obliged to levy German withholding tax in respect of payments on the Notes.

#### ***EU directive on the taxation of savings income in the form of interest payments***

The EU Savings Directive (see "*European Union Directive on the Taxation of Savings Income*" below) has been implemented in Germany by the domestic interest information regulation dated 26 January 2004 (*Zinsinformationsverordnung*).

#### **Irish Taxation**

*The following is a summary of the principal Irish withholding tax consequences of ownership of the Notes for individuals who are resident and ordinarily resident in Ireland for tax purposes and for companies that are resident in Ireland for tax purposes. It is based on the laws and practice of the Revenue Commissioners currently in force in Ireland as at the start of the Offer Period and may be subject to change. The statements in this summary are based on the understanding that the Notes will be treated as debt for Irish tax purposes. It deals with Noteholders who beneficially own their Notes as an investment. Particular rules not discussed below may apply to certain classes of taxpayers holding Notes, including dealers in Notes and trusts. The summary does not constitute tax or legal advice and the comments below*

*are of a general nature only and it does not discuss all aspects of Irish taxation that may be relevant to any particular holder of Notes. Prospective investors in the Notes should consult their professional advisers on the tax implications of the purchase, holding, redemption or sale of the Notes and the receipt of payments thereon under any laws applicable to them.*

## **Taxation of Noteholders**

### **Withholding Tax**

Tax at the standard rate of income tax (currently 20 per cent.) is required to be withheld from payments of Irish source interest. The relevant Issuer will not be obliged to withhold Irish income tax from payments of interest on the Notes so long as such payments do not constitute Irish source income. Interest paid on the Notes should not be treated as having an Irish source unless:

- (i) the relevant Issuer is resident in Ireland for tax purposes; or
- (ii) the relevant Issuer has a branch or permanent establishment in Ireland, the assets or income of which is used to fund the payments on the Notes; or
- (iii) the relevant Issuer is not resident in Ireland for tax purposes but the register for the Notes is maintained in Ireland or (if the Notes are in bearer form) the Notes are physically held in Ireland.

It is anticipated that, (i) the Issuers are not and will not be resident in Ireland for tax purposes; (ii) the Issuers will not have a branch or permanent establishment in Ireland; (iii) that bearer Notes will not be physically located in Ireland; and (iv) the Issuers will not maintain a register of any registered Notes in Ireland.

### **United Kingdom Taxation**

*The following is an overview of the United Kingdom withholding taxation treatment at the date hereof in relation to payments of principal and interest in respect of the Notes. It is based on current law and the practice of Her Majesty's Revenue and Customs ("HMRC"), which may be subject to change, sometimes with retrospective effect. The comments do not deal with other United Kingdom tax aspects of acquiring, holding or disposing of Notes. The comments relate only to the position of persons who are absolute beneficial owners of the Notes. Prospective Holders should be aware that the particular terms of issue of any series of Notes as specified in the relevant Final Terms may affect the tax treatment of that and other series of Notes.*

#### ***UK Withholding Tax on Interest Payments by the Issuer***

**Provided that** the interest on the Notes does not have a United Kingdom source, interest on the Notes may be paid by the relevant Issuer without withholding or deduction for or on account of United Kingdom income tax. The location of the source of a payment is a complex matter. It is necessary to have regard to case law and HMRC practice. Case law has established that in determining the source of interest, all relevant factors must be taken into account. HMRC has indicated that the most important factors in determining the source of a payment are those which influence where a creditor would sue for payment, and has stated that the place where the relevant Issuer does business, and the place where its assets are located, are the most important factors in this regard; however HMRC has also indicated that, depending on the circumstances, other relevant factors may include the place where the interest and principal are payable, the method of payment, the governing law of the Notes and the competent jurisdiction for any legal action, the location of any security for the relevant Issuer's obligations under the Notes, and similar factors relating to any guarantee.

Interest which has a United Kingdom source ("**UK interest**") may be paid by the relevant Issuer without withholding or deduction for or on account of United Kingdom income tax if the Notes in respect of which the UK interest is paid are issued for a term of less than one year (and are not issued under arrangements the effect of which is to render the Notes part of a borrowing with a total term of one year or more).

UK interest on Notes issued for a term of one year or more (or under arrangements the effect of which is to render the Notes part of a borrowing with a total term of one year or more) may be paid by the relevant Issuer without withholding or deduction for or on account of United Kingdom income tax if the Notes in

respect of which the UK interest is paid constitute "quoted Eurobonds". Notes which carry a right to interest will constitute quoted Eurobonds provided they are and continue to be listed on a recognised stock exchange. Securities will be "listed on a recognised stock exchange" for this purpose if they are admitted to trading on an exchange designated as a recognised stock exchange by an order made by the Commissioners for HMRC and either they are included in the United Kingdom official list (within the meaning of Part 6 of the Financial Services and Markets Act 2000 ("FSMA")) or they are officially listed, in accordance with provisions corresponding to those generally applicable in European Economic Area states, in a country outside the United Kingdom in which there is a recognised stock exchange.

The Irish Stock Exchange and SIX Swiss Exchange are recognised stock exchanges. The Issuers' understanding of current HMRC practice is that securities which are officially listed and (to the extent relevant) admitted to trading on the Main Market of the Irish Stock Exchange and the Main Standard or Domestic Standard of the SIX Swiss Exchange may be regarded as "*listed on a recognised stock exchange*" for these purposes.

In all other cases, UK interest on the Notes may fall to be paid under deduction of United Kingdom income tax at the basic rate (currently 20 per cent.) subject to such relief as may be available following a direction from HMRC pursuant to the provisions of any applicable double taxation treaty, or to any other exemption which may apply.

#### ***Payments under Deed of Covenant***

Any payments made by the relevant Issuer under the Deed of Covenant may not qualify for the exemptions from UK withholding tax described above.

#### ***Provision of Information***

HMRC have powers to obtain information, including in relation to interest or payments treated as interest and payments derived from securities. This may include details of the beneficial owners of the Notes (or the persons for whom the Notes are held), details of the persons to whom payments derived from the Notes are or may be paid and information in connection with transactions relating to the Notes. Information obtained by HMRC may be provided to tax authorities in other countries.

#### ***Other Rules Relating to United Kingdom Withholding Tax***

Any discount element on Notes issued at an issue price of less than 100 per cent. of their principal amount will not generally be subject to any United Kingdom withholding tax, but may be subject to reporting requirements as outlined above.

Where Notes are to be, or may fall to be, redeemed at a premium, as opposed to being issued at a discount, then any such element of premium may constitute a payment of interest. Payments of interest are subject to United Kingdom withholding tax and reporting requirements as outlined above.

The references to "interest" in "*UK Withholding Tax on Interest Payments by the Issuer*" through "*Provision of Information*" above mean "interest" as understood in United Kingdom tax law. The statements in these paragraphs above do not take any account of any different definitions of "interest" or "principal" which may prevail under any other law or which may be created by the terms and conditions of the Notes or any related documentation.

Where a payment on a Note does not constitute (or is not treated as) interest for United Kingdom tax purposes, and the payment has a United Kingdom source, it would potentially be subject to United Kingdom withholding tax if, for example, it constitutes (or is treated as) an annual payment or a manufactured payment for United Kingdom tax purposes (which will be determined by, amongst other things, the terms and conditions specified by the Final Terms of the Note). In such a case, the payment may fall to be made under deduction of United Kingdom tax (the rate of withholding depending on the nature of the payment), subject to such relief as may be available following a direction from HMRC pursuant to the provisions of any applicable double taxation treaty, or to any other exemption which may apply.

The above description of the United Kingdom withholding tax position assumes that there will be no substitution of an issuer and does not consider the tax consequences of any such substitution.

## Luxembourg Taxation

### *Withholding tax*

All payments of interest (including accrued but unpaid) and principal by the relevant Issuer in the context of the holding, disposal, redemption or repurchase of the Notes, which are not profit sharing, can be made free and clear of any withholding or deduction for or on account of any taxes of whatsoever nature imposed, levied, withheld, or assessed by Luxembourg or any political subdivision or taxing authority thereof or therein, in accordance with the applicable Luxembourg law, subject however to:

- (i) regarding non resident holders of Notes, the application of the Luxembourg laws of 21 June 2005, as amended, implementing the EU Savings Directive (as defined below) and several agreements concluded with certain dependant or associated territories and providing for the possible application of a withholding tax (35 per cent.) on interest paid to certain non Luxembourg resident investors (individuals and certain types of entities called "**Residual Entities**") (see "*European Union Directive on the Taxation of Savings Income*" below, which may be applicable in the event of the relevant Issuer appointing a paying agent in Luxembourg within the meaning of the above-mentioned EU Savings Directive or agreements) unless the beneficiary of such payment opts for one of the two information exchange procedures available. On 18 March 2014, the Luxembourg government has submitted to the Luxembourg Parliament the draft Bill N° 6668 on taxation of savings income putting an end to the current withholding tax regime as from 1 January 2015 and implementing the automatic exchange of information as from that date. This draft Bill was passed into law on 25 November 2014; and
- (ii) regarding resident individual holders of Notes, the application of the Luxembourg law of 23 December 2005, as amended, which has introduced a 10 per cent. withholding tax on savings income (i.e., with certain exemptions, savings income within the meaning of the Luxembourg laws of 21 June 2005 implementing the EU Savings Directive). This law should apply to savings income accrued as from 1 July 2005 and paid as from 1 January 2006.

Pursuant to the law of 23 December 2005 as amended by the law of 17 July 2008, Luxembourg resident individuals who are the beneficial owners of savings income paid by a paying agent within the meaning of the EU Savings Directive established outside Luxembourg, in a Member State of either the European Union or the European Economic Area, or in a jurisdiction having concluded an agreement with Luxembourg in connection with the EU Savings Directive, can opt to self declare and pay a 10 per cent. tax (the "**Levy**") on these savings income.

The 10 per cent. withholding tax as described above or the Levy is final when Luxembourg resident individuals are acting in the context of the management of their private wealth.

Responsibility for the withholding of tax in application of the above-mentioned Luxembourg laws of 21 June 2005 and 23 December 2005 would be assumed by a Luxembourg paying agent (if any) within the meaning of these laws and not by the Issuer.

### **Lithuanian Taxation**

*The following is a summary of certain Lithuanian tax consequences of the ownership and disposition of the Notes. The summary does not purport to be a comprehensive description of all the tax consequences that may be relevant for making a decision to purchase, own or dispose of the Notes. The summary is based on the current requirements of the Lithuanian Profit Tax Law and Lithuanian Personal Income Tax Law (which may be subject to change, possibly with retroactive effect) as well as on amendments to the Lithuanian Personal Income Tax Law that come into force as of 1 January 2014. A change to such laws may invalidate the contents of this summary. The following summary is not intended to be a complete analysis of the tax consequences under Lithuanian law as a result of the acquisition, ownership and sale of the Notes by investors. Potential investors should, therefore, consult their own tax advisers on the tax consequences of such acquisition, ownership and sale, including specifically the tax consequences under Lithuanian law, the law of their jurisdiction of residence and any tax treaty applicable.*

## **Non-resident holders of Notes**

Since the Issuers are non-resident entities for Lithuanian taxation purposes, the income of the non-resident individual and a non-resident entity from the Notes (i.e. interest income and income from the transfer of the Notes) will not be subject to tax in Lithuania. For residency criteria please see below.

In case interest on the Notes is paid through a Lithuanian intermediary to non-resident individual, such interest shall be subject to 15 per cent withholding tax rate. Withholding tax can be reduced in accordance with the provisions of the respective tax treaty. However, no withholding tax shall be applied if interest income is non-taxable according to the provisions of the Lithuanian Personal Income Tax Law (please see below for details).

In case interest on the Notes is paid through an intermediary in Lithuania to non-resident entity, such interest is subject to 10 per cent withholding tax. However, if the Note holder is established in an EEA member country or a country with which Lithuania has concluded tax treaty, no withholding tax shall be applied.

## **Resident holders of Notes**

### *Private Individuals*

Tax residents of Lithuania are subject to taxation on their worldwide income (if such income is not exempt from the income tax). An individual will be considered as a resident of Lithuania during the calendar year for taxation purposes if he/she meets at least one of the criteria laid out in paragraph 1 of Article 4 of the Lithuanian Personal Income Tax Law, i.e.:

- if the individual's permanent place of residence is in Lithuania during the calendar year;
- if the individual's place of personal, social or economic interests is in Lithuania rather than in a foreign country during the calendar year;
- if the individual is present in Lithuania for a period or periods in the aggregate of 183 days or more during the calendar year;
- if the individual is present in Lithuania for a period or periods in the aggregate of 280 days or more during successive calendar years and who stayed in Lithuania for a period or periods in the aggregate of 90 days or more in any of such periods (in such case a person is deemed to be a resident of Lithuania for both years of presence in Lithuania).

Interest on the Notes made through a Lithuanian intermediary and received by Lithuanian residents after 1 January 2014 for Notes issued or acquired before 31 December 2013 is exempt from personal income tax provided that redemption of the Notes commences not earlier than 366 days after the date of the issue or acquisition of the Notes (in other cases interest on the Notes is subject to 15 per cent personal income tax). Personal income tax shall be withheld by the intermediary. The Lithuanian withholding tax constitutes the final tax for Lithuanian resident individuals.

Interest on the Notes made through a Lithuanian intermediary and received by Lithuanian residents after 1 January 2014 for Notes issued or acquired after 1 January 2014 is exempt from personal income tax only if it does not exceed LTL 10,000 (about EUR 2,900) per one fiscal year. The amount of interest exceeding LTL 10,000 (about EUR 2,900) per one fiscal year is subject to 15 per cent personal income tax. Personal income tax shall be withheld by the intermediary. The Lithuanian withholding tax constitutes the final tax for Lithuanian resident individuals.

However, if the interest is paid outside Lithuania without the intervention of a Lithuanian intermediary, the individual is liable for the declaration and payment of the respective taxes.

### *Legal entities*

An entity will be considered as a resident of Lithuania for tax purposes if it is established and registered in the Republic of Lithuania. Permanent establishments of foreign entities in Lithuania shall be treated as Lithuanian taxpayers as well.



Interest on the Notes made through a Lithuanian intermediary shall not be subject to Lithuanian withholding tax. Interest income shall be taxed with 15 per cent corporate income tax (5 per cent corporate income tax rate may be applicable to small corporations) in the hands of the recipient (legal entity or permanent establishment). The same applies to interest paid outside Lithuania without the intervention of a Lithuanian intermediary.

In case of legal entities as well as individuals, withholding tax levied on interest in a foreign country may be credited in Lithuania (the amounts of tax paid may be deducted against the Lithuanian income tax payable), provided that documents may be presented demonstrating the origin of the income and amounts of equivalent income taxes paid in respect of such income in the foreign jurisdiction. According to the provisions of the Law on Corporate Income Tax permanent establishments are not eligible to tax credit.

### **EU Savings Directive**

Starting from 1 June 2005 the European Council Directive 2003/48/EC of 3 June 2003 on taxation of savings income in the form of interest payments was implemented into the Law on Personal Income Tax of Lithuania. Latvian Taxation

### **Latvian Taxation**

*The following is a summary of certain Latvian tax consequences of ownership and disposition of Notes to individuals or entities that hold such Notes based on the laws of the Republic of Latvia as in effect of the date of this Base Prospectus and is intended to provide general information only. For the purposes of this summary, a "resident individual" means an individual who is considered a Latvian resident for personal income tax purposes under Latvian tax law and any applicable double taxation treaty. As a general rule, an individual is considered a resident of Latvia for personal income tax purposes if the individual (i) has a permanent place of residence in Latvia, (ii) has been present in Latvia for 183 days or longer during any twelve-month period beginning or ending in a taxable year, or (iii) is a Latvian citizen employed by the government of Latvia abroad, unless the individual is treated as a resident of another country in accordance with the double taxation treaty entered into between Latvia and that country.*

A "**resident company**" means a person, other than an individual or partnership, which is established and registered or which was required to be established and registered in Latvia in accordance with the laws of Latvia and which, according to the Corporate Income Tax Act, is subject to taxation of its income in Latvia on a net income basis.

### **Withholding Tax**

#### *Individuals resident in Latvia*

*Payments of interest on the Notes made through a paying agent in Latvia will in principle be subject to a 10 per cent withholding tax in Latvia. If the interest income is not paid through a paying agent in Latvia, no Latvian withholding tax is due.*

#### *Non-resident individuals*

The interest income on the Notes paid through a professional intermediary in Latvia will, in principle, be subject to a 10 per cent withholding tax. If the interest income is not paid through a financial institution or other intermediary established in Latvia, no Latvian withholding tax is due.

Provided that the Notes will be listed, capital gains from the disposal of the Notes for non-resident individuals will not be subject to taxation in Latvia. If the Notes will not be listed, a 2 per cent withholding tax will be applied if the payment will be made by a legal entity or individual registered as economic operator located in Latvia. The Latvian payer is required to withhold such tax from the gross payment.

Payments made to non-resident individuals registered or located in low-tax or no-tax jurisdictions are subject to a withholding tax of 15 per cent (if the payer is Latvian resident company) or 24 per cent (if the payer is Latvian individual resident). As of 1 January 2014 interest income paid by a credit institution registered in Latvia to non-residents located or registered in low-tax or no-tax jurisdictions will be subject to 5 per cent withholding tax, but purchase price paid by a Latvian resident company to non-residents

located or registered in low-tax or no-tax jurisdiction for listed Notes will not be subject to withholding tax provided that the purchase price corresponds to the market price of the Notes.

Non-resident individuals being residents of countries with which Latvia has concluded a double taxation agreement might benefit from a more favourable regime provided that a proper tax residence certificate is obtained and filed.

#### *Latvian resident companies*

Interest payments on the Notes and proceeds from the disposal of the Notes received by Latvian resident companies will not be subject to withholding tax in Latvia.

#### *Non-resident companies*

The interest income on the Notes paid to non-resident companies will not be subject to taxation in Latvia. As of 1 January 2014 withholding tax on interest income will not be applied at all with the exception of payments to non-residents located or registered in low-tax or no-tax jurisdictions.

The disposal of Notes by a non-resident company will not be subject to taxation in Latvia.

Payments made to non-resident companies located, registered or incorporated in low-tax or no-tax jurisdictions are subject to a withholding tax of 15 per cent (if the payer is Latvian resident company) or 24 per cent (if the payer is Latvian individual resident). As of 1 January 2014 interest income paid by a credit institution registered in Latvia to non-residents located or registered in low-tax or no-tax jurisdictions will be subject to 5 per cent withholding tax, but purchase price paid by a Latvian resident company to non-residents located or registered in low-tax or no-tax jurisdiction for listed Notes will not be subject to withholding tax provided that the purchase price corresponds to the market price of the Notes.

#### ***EU directive on the taxation of savings income in the form of interest payments***

The EU Savings Directive (see "*European Union Directive on the Taxation of Savings Income*" below) has been implemented in Latvia by the provisions of the Personal Income Tax Act, Taxes and Duties Law, Credit Institutions Law and secondary legislative acts adopted by the government of Latvia.

#### **Norwegian Taxation**

##### ***Norwegian withholding tax***

Payments of interest on the Notes are not subject to any withholding tax in Norway, provided that the relevant Issuer is not resident in Norway for tax purposes or holds the Notes in connection with business activities carried out in Norway.

#### **Estonian Taxation**

##### ***Taxation of interest***

Provided that the interest on the Notes does not have Estonian source, interest on the Notes may be paid by the relevant Issuer without withholding or deduction for or on account of Estonian income tax.

##### ***Taxation of capital gains***

Capital gains from the sale of Notes may be paid to a resident Noteholder without withholding or deduction for or on account of Estonian income tax.

#### **Spanish Taxation**

On the basis that the Issuers are not resident in Spain for tax purposes and do not have a permanent establishment in Spain from which the payments derived, payments under the Notes would be made free of withholding or deduction of any Spanish taxes as they would not constitute Spanish source income.

In the case where the Notes were deposited or managed by a Spanish resident entity acting as depository or custodian, a withholding obligation may exist for such entity under certain conditions.

## **Swiss Taxation**

*The following discussion is a summary of Swiss withholding tax considerations relating to (i) Notes issued by the relevant Issuer where the Holder is tax resident in Switzerland or has a tax presence in Switzerland or (ii) Notes where the Paying Agent, custodian or securities dealer is located in Switzerland. The discussion bases on legislation as of the date of this Base Prospectus. It does not aim to be a comprehensive description of all the Swiss tax considerations that may be relevant for a decision to invest in Notes. The tax treatment for each investor depends on the particular situation. All investors are advised to consult with their professional tax advisors as to the respective Swiss tax consequences of the purchase, ownership, disposition, lapse, exercise or redemption of Notes (or options embedded therein) in light of their particular circumstances.*

### **Swiss Federal Withholding Tax**

Payments by the Issuer, of interest on, and repayment of principal of, the Notes, will not be subject to Swiss federal withholding tax, **provided that** the relevant Issuer is at all times resident and managed outside Switzerland for Swiss tax purposes.

On August 24, 2011, the Swiss Federal Council issued draft legislation, which, if enacted, may require a paying agent in Switzerland to deduct Swiss withholding tax at a rate of 35 per cent. on any payment of interest in respect of a debt security to an individual resident in Switzerland or to a person resident outside of Switzerland.

### **European Directive on the Taxation of Savings Income**

On 26 October 2004, the European Community and Switzerland entered into an agreement on the taxation of savings income following which Switzerland adopted measures equivalent to those of the European Council Directive 2003/48/EC of 3 June 2003 on the taxation of savings income in the form of interest payments. In accordance therewith, Swiss paying agents are required to withhold tax at a rate of 35 per cent. in respect of a beneficial owner who is an individual and resident of an EU Member State on payments of interest income on Notes, with the option of the individual to have the paying agent and Switzerland provide to the tax authorities of the EU Member State the details of the interest payments in lieu of the withholding.

### **Final Foreign Withholding Taxes**

On 1 January 2013 treaties on final withholding taxes between the Switzerland and the United Kingdom and between Switzerland and Austria entered into force. The treaties, *inter alia*, require a Swiss paying agent to levy final withholding tax at specified rates in respect of an individual resident in the United Kingdom or resident in Austria, as applicable, on interest or capital gain paid, or credited to an account, relating to the Notes. The final withholding tax substitutes the United Kingdom or Austrian income tax, as applicable, on such income of interest or capital gain. Such a person may, however, in lieu of the final withholding tax opt for voluntary disclosure of the interest or capital income to the tax authority of his or her country of residency. Note that Switzerland may conclude similar treaties with other European countries.

## **The Netherlands Taxation**

### **Withholding Tax**

All payments made by the Issuers under the Notes may be made free of withholding or deduction for any taxes of whatsoever nature imposed, levied, withheld or assessed by the Netherlands or any political subdivision or taxing authority thereof or therein.

### **European Union Directive on the Taxation of Savings Income**

Under EC Council Directive 2003/48/EC on the taxation of savings income in the form of interest payments (the "**EU Savings Directive**"), each Member State is required to provide to the tax authorities of another Member State details of payments of interest or other similar income paid by a person within its jurisdiction to, or collected by such a person for, an individual resident or certain limited types of entity (called "**Residual Entities**" within the meaning of Article 4.2 of the EU Savings Directive) established in that other Member State; however, for a transitional period, Austria and Luxembourg may

instead apply a withholding system in relation to such payments, deducting tax at rates rising over time to 35 per cent. The transitional period is to terminate at the end of the first full fiscal year following agreement by certain non-EU countries to the exchange of information relating to such payments.

On 18 March 2014, the Luxembourg government has submitted to the Luxembourg Parliament the draft Bill N° 6668 on taxation of savings income putting an end to the current withholding tax regime as from 1 January 2015 and implementing the automatic exchange of information as from that date. This draft Bill was passed into law on 25 November 2014. In addition, Austria has undertaken to implement an automatic exchange of information in the future (with no concrete date of implementation set at present).

A number of non-EU countries, and certain dependent or associated territories of certain Member States, have adopted similar measures (either provision of information or transitional withholding) in relation to payments made by a person within its jurisdiction to, or collected by such a person for, an individual resident or a Residual Entity established in a Member State. In addition, the Member States have entered into provision of information or transitional withholding arrangements with certain of those dependent or associated territories in relation to payments made by a person in a Member State to, or collected by such a person for, an individual resident or certain limited types of entity established in one of those territories.

The Council of the European Union formally adopted a Council Directive amending the EU Savings Directive on 24 March 2014 (the "**Amending Directive**"). The Amending Directive broadens the scope of the requirements described above. Member States have until 1 January 2016 to adopt the national legislation necessary to comply with the Amending Directive and such legislation is required to apply from 1 January 2017. The changes made under the Amending Directive include extending the scope of the EU Savings Directive to payments made to, or secured for, certain other entities and legal arrangements (including certain trusts) and may apply in some cases where the person, entity or arrangement is established or effectively managed outside of the European Union. They also broaden the definition of "interest payment" to cover income that is equivalent to interest.

#### **The proposed financial transactions tax ("FTT")**

On 14 February 2013, the European Commission published a proposal (the "**Commission's Proposal**") for a Directive for a common FTT in Belgium, Germany, Estonia, Greece, Spain, France, Italy, Austria, Portugal, Slovenia and Slovakia (the "**participating Member States**").

The Commission's Proposal has very broad scope and could, if introduced, apply to certain dealings in the Notes (including secondary market transactions) in certain circumstances. The issuance and subscription of Notes should, however, be exempt.

Under the Commission's Proposal, FTT could apply in certain circumstances to persons both within and outside of the participating Member States. Generally, it would apply to certain dealings in the Notes where at least one party is a financial institution, and at least one party is established in a participating Member State. A financial institution may be, or be deemed to be, "established" in a participating Member State in a broad range of circumstances, including (a) by transacting with a person established in a participating Member State or (b) where the financial instrument which is subject to the dealings is issued in a participating Member State.

A joint statement issued in May 2014 by ten of the eleven participating Member States indicated an intention to implement the FTT progressively, such that it would initially apply to shares and certain derivatives, with this initial implementation occurring by 1 January 2016.

The FTT proposal remains subject to negotiation between the participating Member States. It may therefore be altered prior to any implementation. Additional EU Member States may decide to participate. Prospective holders of Notes are advised to seek their own professional advice in relation to the FTT.

## SUBSCRIPTION AND SALE

Notes may be sold from time to time by each of the Issuers to any one or more of Nordea Bank AB (publ), Nordea Bank Danmark A/S, Nordea Bank Finland Plc, and Nordea Bank Norge ASA (the "**Dealers**"). The arrangements under which Notes may from time to time be agreed to be sold by an Issuer to, and purchased by, Dealers are set out in a dealership agreement dated 20 December 2013 (as amended and/or restated from time to time the "**Dealership Agreement**") and made between the Issuers and the Dealers. Any such agreement will *inter alia* make provision for the form and terms and conditions of the relevant Notes, the price at which such Notes will be purchased by the Dealers and the commissions or other agreed deductibles (if any) payable or allowable by the relevant Issuer in respect of such purchase. The Dealership Agreement makes provision for the resignation or renewal of existing Dealers and the appointment of additional or other Dealers.

### **The United States of America**

The Notes have not been and will not be registered under the Securities Act and may not be offered or sold within the United States or to, or for the account or benefit of, U.S. persons, except in accordance with Regulation S or pursuant to an exemption from the registration requirements of the Securities Act. Terms used in this paragraph have the meanings given to them by Regulation S under the Securities Act.

Notes in bearer form are subject to U.S. tax law requirements and may not be offered, sold or delivered within the United States or its possessions or to United States persons, except in certain transactions permitted by U.S. tax regulations. Terms used in this paragraph have the meanings given to them by the United States Internal Revenue Code and regulations thereunder.

Each Dealer has agreed or will agree and each further Dealer appointed under the Programme will be required to represent and agree, that, except as permitted by the Dealership Agreement, it has not offered, sold or delivered, and will not offer, sell or deliver, Notes of any Tranche (a) as part of their distribution at any time or (b) otherwise until 40 days after the later of the date of issue of the relevant Tranche of Notes and the completion of the distribution of such Tranche as certified to the Fiscal Agent or the relevant Issuer by the relevant Dealer(s) within the United States or to, or for the account or of benefit of, U.S. persons, and that it will have sent to each Dealer to which it sells Notes of such Tranche during the distribution compliance period a confirmation or other notice setting forth the restrictions on offers and sales of such Notes within the United States or to, or for the account or benefit of, U.S. persons.

In addition, until 40 days after the commencement of the offering of any Tranche of Notes an offer or sale of Notes of such Tranche within the United States by a Dealer (whether or not participating in the offering of such Notes) may violate the registration requirements of the Securities Act.

In addition, certain Series of Notes in respect of which any payment is determined by reference to an index or formula, or to changes in prices of securities or commodities, or certain other Notes will be subject to such additional U.S. selling restrictions as the relevant Issuer and the relevant Dealers may agree. Each Dealer has agreed that it will offer, sell and deliver such Notes only in compliance with such additional U.S. selling restrictions.

### **Public Offer Selling Restriction Under the Prospectus Directive**

In relation to each Member State of the European Economic Area which has implemented the Prospectus Directive (each, a "**Relevant Member State**"), each Dealer has represented, warranted and agreed, and each further Dealer appointed under the Programme will be required to represent, warrant and agree, that with effect from and including the date on which the Prospectus Directive is implemented in that Relevant Member State (the "**Relevant Implementation Date**") it has not made and will not make an offer of Notes which are the subject of the offering contemplated by the Base Prospectus as completed by the Final Terms in relation thereto to the public in that Relevant Member State except that it may, with effect from and including the Relevant Implementation Date, make an offer of such Notes to the public in that Relevant Member State:

- (a) *Approved prospectus*: if the Final Terms in relation to the Notes specify that an offer of those Notes may be made other than pursuant to Article 3(2) of the Prospectus Directive in that Relevant Member State (a "**Non-exempt Offer**"), following the date of publication of a prospectus in relation to such Notes which has been approved by the competent authority in that

Relevant Member State or, where appropriate, approved in another Relevant Member State and notified to the competent authority in that Relevant Member State, **provided that** any such prospectus has subsequently been completed by the Final Terms contemplating such Non-exempt Offer, in accordance with the Prospectus Directive, in the period beginning and ending on the dates specified in such prospectus or final terms, as applicable and the relevant Issuer has consented in writing to its use for the purpose of that Non-exempt Offer;

- (b) *Qualified investors*: at any time to any legal entity which is a qualified investor as defined in the Prospectus Directive;
- (c) *Fewer than 150 offerees*: at any time to fewer than 150 natural or legal persons (other than qualified investors as defined in the Prospectus Directive), subject to obtaining the prior consent of the relevant Dealer or Dealers nominated by the relevant Issuer for any such offer; or
- (d) *Other exempt offers*: at any time in any other circumstances falling within Article 3(2) of the Prospectus Directive,

**provided that** no such offer of Notes referred to in (b) to (d) above shall require the relevant Issuer or any Dealer to publish a prospectus pursuant to Article 3 of the Prospectus Directive, or supplement a prospectus pursuant to Article 16 of the Prospectus Directive.

For the purposes of this provision, the expression an "**offer of Notes to the public**" in relation to any Notes in any Relevant Member State means the communication in any form and by any means of sufficient information on the terms of the offer and the Notes to be offered so as to enable an investor to decide to purchase or subscribe the Notes, as the same may be varied in that Member State by any measure implementing the Prospectus Directive in that Member State, the expression "**Prospectus Directive**" means Directive 2003/71/EC (as amended, including by Directive 2010/73/EU), and includes any relevant implementing measure in the Relevant Member State.

#### **Selling Restrictions Addressing Additional United Kingdom Securities Laws**

Each Dealer has represented and agreed, and each further Dealer appointed under the Programme will be required to represent and agree, that:

- (a) it has only communicated or caused to be communicated and will only communicate or cause to be communicated an invitation or inducement to engage in investment activity (within the meaning of Section 21 of the FSMA) received by it in connection with the issue or sale of any Notes in circumstances in which Section 21(1) of the FSMA does not, or, in the case of the relevant Issuer would not, if it was not an authorised person, apply to the relevant Issuer; and
- (b) it has complied and will comply with all applicable provisions of the FSMA with respect to anything done by it in relation to any Notes in, from or otherwise involving the United Kingdom.

#### **Denmark**

Each Dealer has represented and agreed, and each further Dealer appointed under the Programme will be required to represent and agree, that it has not offered or sold and will not offer, sell or deliver any of the Notes directly or indirectly in the Kingdom of Denmark by way of public offering, unless in compliance with the Danish Securities Trading etc. Act as amended from time to time and Executive Orders issued thereunder.

#### **Finland**

Each Dealer has represented and agreed and each further Dealer appointed under the Programme will be required to represent and agree, that it will not publicly offer the Notes or bring the Notes into general circulation in Finland other than in compliance with all applicable provisions of the laws of Finland and especially in compliance with the Finnish Securities Market Act (746/2012, *Arvopaperimarkkinlaki*) and any regulation or rule made thereunder, as supplemented and amended from time to time.

## Japan

The Notes have not been and will not be registered under the Financial Instruments and Exchange Law of Japan (Law No. 25 of 1948, as amended) and, accordingly, each Dealer has represented and agreed and each further Dealer appointed under the Programme will be required to represent and agree that it will not offer or sell any Notes directly or indirectly, in Japan or to, or for the benefit of, any Japanese Person or to others for re-offering or resale, directly or indirectly, in Japan or to any Japanese Person except under circumstances which will result in compliance with all applicable laws, regulations and guidelines promulgated by the relevant Japanese governmental and regulatory authorities and in effect at the relevant time. For the purposes of this paragraph, "**Japanese Person**" shall mean any person resident in Japan, including any corporation or other entity organised under the laws of Japan.

## Norway

Notes denominated in NOK may not be offered or sold within Norway or to or for the account or benefit of persons domiciled in Norway, unless the regulation relating to the offer of VPS Notes and the registration in the VPS has been complied with.

Each Dealer has represented and agreed and each further Dealer appointed under the Programme will be required to represent and agree, that it will comply with all laws, regulations and guidelines applicable to the offering of Notes in Norway.

## The Netherlands

For selling restrictions in respect of The Netherlands, see "*Public Offer Selling Restriction Under the Prospectus Directive*" above and in addition:

- (a) *Specific Dutch selling restriction for exempt offers:* Each Dealer has represented and agreed, and each further Dealer appointed under the Programme will be required to represent and agree, that it will not make an offer of Notes which are the subject of an offering contemplated by this Base Prospectus as completed by the Final Terms in relation thereto to the public in The Netherlands in reliance on Article 3(2) of the Prospectus Directive unless:
- (i) such offer is made exclusively to persons or legal entities which are qualified investors (as defined in the Dutch Financial Supervision Act (*Wet op het financieel toezicht*, the "FSA") and which includes authorised discretionary asset managers acting for the account of retail investors under a discretionary investment management contract) in The Netherlands; or
  - (ii) standard exemption logo and wording are disclosed as required by article 5:20(5) of the FSA; or
  - (iii) such offer is otherwise made in circumstances in which article 5:20(5) of the FSA is not applicable,

provided that no such offer of Notes shall require any Issuer or any Dealer to publish a prospectus pursuant to Article 3 of the Prospectus Directive or supplement a prospectus pursuant to Article 16 of the Prospectus Directive.

For the purposes of this provision, the expressions (i) an "offer of Notes to the public" in relation to any Notes in The Netherlands; and (ii) "Prospectus Directive", have the meaning given to them above in the paragraph headed "*Public Offer Selling Restriction Under the Prospectus Directive*".

- (b) *Regulatory capacity to offer Notes in The Netherlands:* Each Dealer, and each further Dealer appointed under the Programme, which did and does not have the requisite Dutch regulatory capacity to make offers or sales of financial instruments in The Netherlands has represented and agreed and, respectively, will be required to represent and agree with the Issuers that it has not offered or sold and will not offer or sell any of the Notes of any Issuer in The Netherlands, other than through one or more investment firms acting as principals and having the Dutch regulatory capacity to make such offers or sales.

- (c) *Compliance with Dutch Savings Certificates Act:* Zero Coupon Notes (as defined below) in definitive form of the relevant Issuer may only be transferred and accepted, directly or indirectly, within, from or into The Netherlands through the mediation of either the relevant Issuer or a member firm of Euronext Amsterdam N.V. admitted on one or more of the markets or systems operated by Euronext Amsterdam N.V. in full compliance with the Dutch Savings Certificates Act (*Wet inzake spaarbewijzen*) of 21 May 1985 (as amended) and its implementing regulations. No such mediation is required: (a) in respect of the transfer and acceptance of rights representing an interest in a Zero Coupon Note in global form, or (b) in respect of the initial issue of Zero Coupon Notes in definitive form to the first holders thereof, or (c) in respect of the transfer and acceptance of Zero Coupon Notes in definitive form between individuals not acting in the conduct of a business or profession, or (d) in respect of the transfer and acceptance of such Zero Coupon Notes within, from or into The Netherlands if all Zero Coupon Notes (either in definitive form or as rights representing an interest in a Zero Coupon Note in global form) of any particular Series are issued outside The Netherlands and are not distributed into The Netherlands in the course of initial distribution or immediately thereafter. In the event that the Savings Certificates Act applies, certain identification requirements in relation to the issue and transfer of, and payments on, Zero Coupon Notes have to be complied with. As used herein "**Zero Coupon Notes**" are Notes that are in bearer form and that constitute a claim for a fixed sum against the relevant Issuer and on which interest does not become due during their tenor or on which no interest is due whatsoever.

### **Sweden**

Each Dealer has represented and agreed, and each further Dealer appointed under the Programme will be required to represent and agree that no Notes will be offered to the public in Sweden nor admitted to trading on a regulated market in Sweden unless and until (A) a prospectus in relation to those Notes has been approved by the competent authority in Sweden or, where appropriate, approved in another Relevant Member State and such competent authority has notified the competent authority in Sweden, all in accordance with the Prospectus Directive and the Swedish Financial Instruments Trading Act; or (B) an exemption from the requirement to prepare a prospectus is available under the Swedish Financial Instruments Trading Act.

### **Ireland**

Each Dealer has represented and agreed, and each further Dealer appointed under the Programme will be required to represent and agree, that:

- (i) it will not underwrite the issue of, or place the Notes, otherwise than in conformity with the provisions of the European Communities (Markets in Financial Instruments) Regulations 2007 (Nos. 1 to 3) (as amended), including, without limitation, Regulations 7 and 152 thereof or any codes of conduct used in connection therewith and the provisions of the Investor Compensation Act 1998;
- (ii) it will not underwrite the issue of, or place, the Notes, otherwise than in conformity with the provisions of the Companies Acts 1963 to 2013, the Central Bank Acts 1942 to 2014 and any codes of conduct rules made under Section 117(1) of the Central Bank Act 1989; and
- (iii) it will not underwrite the issue of, place or otherwise act in Ireland in respect of the Notes, otherwise than in conformity with the provisions of the Market Abuse (Directive 2003/6/EC) Regulations 2005 (as amended) and any rules issued under Section 34 of the Investment Funds, Companies and Miscellaneous Provisions Act 2005 by the Central Bank.

### **France**

- (i) *Private placement in France*

Each Dealer has represented and agreed and each further Dealer appointed under the Programme will be required to represent and agree that it has not offered or sold and will not offer or sell, directly or indirectly, Notes to the public in France and it has not distributed or caused to be distributed and will not distribute or cause to be distributed to the public in France, the Base Prospectus, the relevant Final Terms or any other offering material relating to the Notes and such



offers, sales and distributions have been and will be made in France only to (a) providers of investment services relating to portfolio management for the account of third parties (*personnes fournissant le service d'investissement de gestion de portefeuille pour compte de tiers*), and/or (b) qualified investors (*investisseurs qualifiés*) acting for their own account, all as defined in, and in accordance with, articles L.411-1, L.411-2 and D.411-1 of the French *Code monétaire et financier*.

(ii) *Offer to the public in France*

Each Dealer has represented and agreed, and each further Dealer appointed under the Programme will be required to represent and agree, that, unless the approval of this Base Prospectus by the Central Bank has been notified to the *Autorité des marchés financiers* (AMF) in accordance with Article 18 of the Prospectus Directive, as implemented in France, and all the other procedures and formalities required by French laws and regulations to permit the offering and sale of Notes in France have been carried out, it has not and will not make an offer of Notes to the public in France.

**Estonia**

Notes which qualify as "derivative instruments" within the meaning of Section 2 of the SMA, Directive 2004/39/EC (MiFID Directive) and Commission Regulation No. EC/1287/2006 (MiFID Implementation Regulation), all as amended from time to time, may only be offered in Estonia after assessment of the suitability and appropriateness of the relevant structured instrument to the investor in accordance with applicable Estonian and European Union law.

**Lithuania**

Each Dealer has represented and agreed, and each further Dealer appointed under the Programme will be required to represent and agree, that the Notes have not been offered and will not be offered in Lithuania by way of a public offering, unless in compliance with all applicable provisions of the laws of Lithuania and in particular in compliance with the Law on Securities of the Republic of Lithuania of 18 January 2007 No. X-1023 and any regulation or rule made thereunder, as supplemented and amended from time to time.

**Latvia**

The Notes have not been registered under the Financial Instruments Market Law of Latvia and may not be publicly offered or sold in Latvia. Neither the relevant Issuer nor any Dealer has authorised, nor do they authorise, the making of any offer of Notes in Latvia other than in accordance with the laws of the Republic of Latvia.

**Spain**

Each Dealer has represented and agreed, and each further Dealer appointed under the Programme will be required to represent and agree, that it has only made and will only make an offer of Notes to the public (*oferta pública*) in Spain in the period beginning on the date of notification of the approval of this Base Prospectus in relation to the Notes by the Central Bank of Ireland to the Comisión Nacional del Mercado de Valores (CNMV) in Spain, in accordance with the Spanish Securities Market Act (*Ley 24/1988 de 28 de julio, del Mercado de Valores*) (the "**LMV**"), Royal Decree 1310/2005, of 4 November, developing partially the Spanish Securities Market Law as regards admission to listing on official secondary markets, public offers and the prospectus required thereto and the regulations made thereunder, and ending at the latest on the date which is 12 months after the date of the approval of the Base Prospectus.

The Notes may not be offered or sold in Spain other than by institutions authorised under the LMV and Royal Decree 217/2008, of 15 February, on the legal regime applicable to investment services companies, to provide investment services in Spain, and in compliance with the provisions of the LMV and any other applicable legislation.

**General**

With the exception of the approval by the Central Bank of this Base Prospectus as a base prospectus issued in compliance with the Prospectus Directive, no action has been or will be taken in any country or

jurisdiction by any of the Issuers or the Dealers that would permit a public offering of Notes, or possession or distribution of any offering material in relation thereto, in any country or jurisdiction where action for that purpose is required. Persons into whose hands this Base Prospectus or any Final Terms comes are required by each of the Issuers and the Dealers to comply with all applicable laws and regulations in each country or jurisdiction in or from which they purchase, offer, sell or deliver Notes or have in their possession or distribute such offering material, in all cases at their own expense.

The Dealership Agreement provides that the Dealers shall not be bound by any of the restrictions relating to any specific jurisdiction (set out above) to the extent that such restrictions shall, as a result of change(s) or change(s) in official interpretation, after the date hereof, of applicable laws and regulations, no longer be applicable but without prejudice to the obligations of the Dealers described in the paragraph headed "*General*" above.

## GENERAL INFORMATION

1. The establishment of the Programme and the most recent update were authorised by (i) a duly convened meeting of the Board of Directors of NBAB on 13 December 2012 and (ii) a duly convened meeting of the Board of Directors of NBF on 4 March 2013.
2. None of the Issuers nor any of their respective subsidiaries is, or has been involved in any governmental, legal or arbitration proceedings (including any such proceedings which are pending or threatened of which the Issuers are aware) during the 12 months before the date of this Base Prospectus which may have, or have had in the recent past significant effects on the financial position or profitability of either of the Issuers or the Nordea Group.
3. Since 31 December 2013, the date to which the latest audited financial statements of each Issuer were prepared, there has been no material adverse change in the prospects of NBAB, NBF or the Nordea Group.
4. Since 30 September 2014 (in the case of NBAB) and 30 June 2014 (in the case of NBF) the date to which the latest financial statements of each Issuer were prepared, there has been no significant change in the financial or trading position of NBAB, NBF or the Nordea Group.
5. The consolidated financial statements of each Issuer have been audited without qualification for the years ended 31 December 2013 and 2012 by the public accountants KPMG AB. KPMG AB have no material interest in NBAB or NBF.
6. For the twelve months following the date of this Base Prospectus, physical copies and, where appropriate, English translations of the following documents may be inspected during normal business hours at the specified office of the Fiscal Agent in London and the registered office of the relevant Issuer:
  - (a) the certificate of Registration and Articles of Association of each Issuer;
  - (b) the Fiscal Agency Agreement (as amended from time to time) (which contains the forms of the Notes);
  - (c) the Deed of Covenant (as supplemented from time to time);
  - (d) the Dealership Agreement (as amended from time to time);
  - (e) the audited consolidated and unconsolidated financial statements of each Issuer for the years ended 31 December 2013 and 31 December 2012 including the audit reports relating thereto;
  - (f) the unaudited consolidated interim financial statements of NBAB for the nine month period ended 30 September 2014 and NBF for the six month period ended 30 June 2014;
  - (g) this Base Prospectus, together with any supplements thereto;
  - (h) the Final Terms for issues listed on any stock exchange and issued pursuant to this Base Prospectus; and
  - (i) the Issuer-ICSDs Agreement.
7. The Notes have been accepted for clearance through Euroclear and Clearstream, Luxembourg or, in the case of VP Notes, the VP or, in the case of VPS Notes, the VPS or, in the case of Finnish Notes, Euroclear Finland or, in the case of Swedish Notes, Euroclear Sweden, or in the case of Swiss Franc Notes, the SIS. The appropriate common code and International Securities Identification Number for each issue allocated by Euroclear and Clearstream, Luxembourg and details of any other agreed clearance system(s) will be contained in the Final Terms relating thereto.

8. The address of Euroclear is Euroclear Bank SA/NV, 1 Boulevard du Roi Albert II, B-1210 Brussels and the address of Clearstream, Luxembourg is Clearstream Banking, 42 Avenue JF Kennedy, L-1855 Luxembourg.
9. The address of VP is VP Securities A/S, Weidekampsgade 14, P.O. Box 4040, DK-2300 Copenhagen 5.
10. The address of VPS is Norwegian Central Securities Depository, VPS ASA, P.O. 4, 0051 Oslo.
11. The address of Euroclear Finland Ltd is Euroclear Finland Ltd, PB 1110, 00101 Helsinki, Finland.
12. The address of Euroclear Sweden AB is Swedish Central Securities Depository, Euroclear Sweden, Box 7822, SE 103 97 Stockholm, Sweden.
13. It is expected that each Series of Notes which is to be admitted to the Official List of the Irish Stock Exchange will be admitted separately as and when issued, subject only to the issue of a Global Note initially representing the Notes of such Series or, as the case may be, a Global Registered Note and the approval of the Programme in respect of such Note(s) will be granted on or about 19 December 2014.
14. It is expected that this Base Prospectus will be submitted to the SIX Swiss Exchange Ltd (the "**SIX Swiss Exchange**") for registration as an "issuance programme" for the listing of derivatives and an "issuance programme" for the listing of bonds, both in accordance with the listing rules of the SIX Swiss Exchange (the "**SIX Listing Rules**"). If approved, in respect of any Tranche (as defined herein) of Notes to be listed on the SIX Swiss Exchange during the 12 months from the date of this Base Prospectus, this Base Prospectus, together with the relevant Final Terms, will constitute the listing prospectus for purposes of the SIX Listing Rules.
15. Settlement arrangements will be agreed between the relevant Issuer, the relevant Dealer and the Fiscal Agent or, as the case may be, the Registrar in relation to each Series.
16. There are no material contracts that have been entered into outside the ordinary course of either of the Issuer's business and which could result in any Group member being under an obligation or entitlement that is material to the relevant Issuer's ability to meet its obligation to Noteholders in respect of the Notes being issued.
17. Neither of the Issuers intends to provide post-issuance information under paragraph 7.5 of Annex XII of Regulation (EC) No 809/2004.
18. The price and amount of Notes to be issued under the Programme will be determined by the relevant Issuer and the relevant Dealer at the time of issue in accordance with prevailing market conditions.
19. Certain of the Dealers and their affiliates have engaged, and may in the future engage, in investment banking and/or commercial banking transactions with, and may perform services to each of the Issuers and its respective affiliates in the ordinary course of business.
20. Arthur Cox Listing Services Limited is acting solely in its capacity as listing agent for each of the Issuers in relation to the Notes and is not itself seeking admission of the Notes to the Official List of the Irish Stock Exchange or to trading on the regulated market of the Irish Stock Exchange for the purposes of the Prospectus Directive.

**ANNEX 1**  
**AUDITED CONSOLIDATED FINANCIAL STATEMENTS OF NBAB FOR THE YEAR ENDED**  
**31 DECEMBER 2013, INCLUDING THE AUDITOR'S REPORT AND NOTES RELATING**  
**THERETO**

# Income statement, Group

EURm	Note	2013	2012
<b>Operating income</b>			
Interest income		10,604	11,939
Interest expense		-5,079	-6,376
<b>Net interest income</b>	G3	<b>5,525</b>	<b>5,563</b>
Fee and commission income		3,574	3,258
Fee and commission expense		-932	-790
<b>Net fee and commission income</b>	G4	<b>2,642</b>	<b>2,468</b>
Net result from items at fair value	G5	1,539	1,774
Profit from associated undertakings accounted for under the equity method	G19	79	93
Other operating income	G6	106	100
<b>Total operating income</b>		<b>9,891</b>	<b>9,998</b>
<b>Operating expenses</b>			
General administrative expenses:			
Staff costs	G7	-2,978	-2,989
Other expenses	G8	-1,835	-1,808
Depreciation, amortisation and impairment charges of tangible and intangible assets	G9, G20, G21	-227	-267
<b>Total operating expenses</b>		<b>-5,040</b>	<b>-5,064</b>
<b>Profit before loan losses</b>		<b>4,851</b>	<b>4,934</b>
Net loan losses	G10	-735	-895
<b>Operating profit</b>		<b>4,116</b>	<b>4,039</b>
Income tax expense	G11	-1,009	-970
<b>Net profit for the year from continuing operations</b>		<b>3,107</b>	<b>3,069</b>
Net profit for the year from discontinued operations, after tax	G44	9	57
<b>Net profit for the year</b>		<b>3,116</b>	<b>3,126</b>
<b>Attributable to:</b>			
Shareholders of Nordea Bank AB (publ)		3,116	3,119
Non-controlling interests		—	7
<b>Total</b>		<b>3,116</b>	<b>3,126</b>
Basic earnings per share, EUR – Total operations	G12	0.77	0.78
Diluted earnings per share, EUR – Total operations	G12	0.77	0.78
Basic earnings per share, EUR – Continuing operations	G12	0.77	0.77
Diluted earnings per share, EUR – Continuing operations	G12	0.77	0.77

# Statement of comprehensive income, Group

EURm	2013	2012
<b>Net profit for the year</b>	<b>3,116</b>	<b>3,126</b>
<b>Items that may be reclassified subsequently to the income statement</b>		
Currency translation differences during the year	-999	409
Hedging of net investments in foreign operations:		
Valuation gains/losses during the year	464	-254
Tax on valuation gains/losses during the year	-102	45
Available for sale investments <sup>1</sup> :		
Valuation gains/losses during the year	25	67
Tax on valuation gains/losses during the year	-5	-17
Transferred to the income statement during the year	6	—
Tax on transfers to the income statement during the year	-1	—
Cash flow hedges:		
Valuation gains/losses during the year	497	133
Tax on valuation gains/losses during the year	-111	-35
Transferred to the income statement during the year	-499	-321
Tax on transfers to the income statement during the year	110	85
<b>Items that may not be reclassified subsequently to the income statement</b>		
Defined benefit plans:		
Remeasurement of defined benefit plans during the year	155	362
Tax on remeasurement of defined benefit plans during the year	-39	-87
<b>Other comprehensive income, net of tax<sup>2</sup></b>	<b>-499</b>	<b>387</b>
<b>Total comprehensive income</b>	<b>2,617</b>	<b>3,513</b>
<b>Attributable to:</b>		
Shareholders of Nordea Bank AB (publ)	2,617	3,506
Non-controlling interests	—	7
<b>Total</b>	<b>2,617</b>	<b>3,513</b>

1) Valuation gains/losses related to hedged risks under fair value hedge accounting are accounted for directly in the income statement.  
 2) Of which EUR -22m (EUR 29m) related to discontinued operations.

# Balance sheet, Group

EURm	Note	31 Dec 2013	31 Dec 2012	1 Jan 2012
<b>Assets</b>				
Cash and balances with central banks		33,529	36,060	3,765
Loans to central banks	G13	11,769	8,005	40,615
Loans to credit institutions	G13	10,743	10,569	11,250
Loans to the public	G13	342,451	346,251	337,203
Interest-bearing securities	G14	87,314	86,626	84,550
Financial instruments pledged as collateral	G15	9,575	7,970	8,373
Shares	G16	33,271	28,128	20,167
Derivatives	G17	70,992	118,789	171,943
Fair value changes of the hedged items in portfolio hedge of interest rate risk	G18	203	-711	-215
Investments in associated undertakings	G19	630	585	591
Intangible assets	G20	3,246	3,425	3,321
Property and equipment	G21, G22	431	474	469
Investment property	G23	3,524	3,408	3,644
Deferred tax assets	G11	62	266	250
Current tax assets		31	78	185
Retirement benefit assets	G33	321	142	107
Other assets	G24	11,064	15,554	12,210
Prepaid expenses and accrued income	G25	2,383	2,559	2,703
Assets held for sale	G44	8,895	—	—
<b>Total assets</b>		<b>630,434</b>	<b>668,178</b>	<b>701,131</b>
<b>Liabilities</b>				
Deposits by credit institutions	G26	59,090	55,426	55,316
Deposits and borrowings from the public	G27	200,743	200,678	190,092
Liabilities to policyholders	G28	47,226	45,320	40,715
Debt securities in issue	G29	185,602	183,908	178,028
Derivatives	G17	65,924	114,203	167,390
Fair value changes of the hedged items in portfolio hedge of interest rate risk	G18	1,734	1,940	1,274
Current tax liabilities		303	391	154
Other liabilities	G30	24,737	24,773	30,252
Accrued expenses and prepaid income	G31	3,677	3,903	3,496
Deferred tax liabilities	G11	935	976	944
Provisions	G32	177	389	483
Retirement benefit liabilities	G33	334	469	839
Subordinated liabilities	G34	6,545	7,797	6,503
Liabilities held for sale	G44	4,198	—	—
<b>Total liabilities</b>		<b>601,225</b>	<b>640,173</b>	<b>690,524</b>
<b>Equity</b>				
Non-controlling interests		2	5	86
Share capital		4,050	4,050	4,047
Share premium reserve		1,080	1,080	1,080
Other reserves		-159	340	-47
Retained earnings		24,236	22,530	20,479
<b>Total equity</b>		<b>29,209</b>	<b>28,005</b>	<b>25,645</b>
<b>Total liabilities and equity</b>		<b>630,434</b>	<b>668,178</b>	<b>701,131</b>
Assets pledged as security for own liabilities	G35	174,418	159,924	149,287
Other assets pledged	G36	7,467	10,344	8,740
Contingent liabilities	G37	20,870	21,157	24,468
Credit commitments	G38	78,332	84,914	85,319
Other commitments	G38	1,267	1,294	1,651



# Statement of changes in equity, Group

EURm	Attributable to shareholders of Nordea Bank AB (publ) <sup>2</sup>										
	Share capital <sup>1</sup>	Share premium reserve	Other reserves:					Retained earnings	Total	Non-controlling interests	Total equity
			Translation of foreign operations	Cash flow hedges	Available for sale investments	Defined benefit plans					
<b>Balance at 1 Jan 2013</b>	<b>4,050</b>	<b>1,080</b>	<b>24</b>	<b>-15</b>	<b>56</b>	<b>275</b>	<b>22,530</b>	<b>28,000</b>	<b>5</b>	<b>28,005</b>	
Net profit for the year	—	—	—	—	—	—	3,116	3,116	—	3,116	
<i>Items that may be reclassified subsequently to the income statement</i>											
Currency translation differences during the year	—	—	-999	—	—	—	—	-999	—	-999	
Hedging of net investments in foreign operations:											
Valuation gains/losses during the year	—	—	464	—	—	—	—	464	—	464	
Tax on valuation gains/losses during the year	—	—	-102	—	—	—	—	-102	—	-102	
Available for sale investments:											
Valuation gains/losses during the year	—	—	—	—	25	—	—	25	—	25	
Tax on valuation gains/losses during the year	—	—	—	—	-5	—	—	-5	—	-5	
Transferred to the income statement during the year	—	—	—	—	6	—	—	6	—	6	
Tax on transfers to the income statement during the year	—	—	—	—	-1	—	—	-1	—	-1	
Cash flow hedges:											
Valuation gains/losses during the year	—	—	—	497	—	—	—	497	—	497	
Tax on valuation gains/losses during the year	—	—	—	-111	—	—	—	-111	—	-111	
Transferred to the income statement during the year	—	—	—	-499	—	—	—	-499	—	-499	
Tax on transfers to the income statement during the year	—	—	—	110	—	—	—	110	—	110	
<i>Items that may not be reclassified subsequently to the income statement</i>											
Defined benefit plans:											
Remeasurement of defined benefit plans during the year	—	—	—	—	—	155	—	155	—	155	
Tax on remeasurement of defined benefit plans during the year	—	—	—	—	—	-39	—	-39	—	-39	
Other comprehensive income, net of tax	—	—	-637	-3	25	116	—	-499	—	-499	
<b>Total comprehensive income</b>	<b>—</b>	<b>—</b>	<b>-637</b>	<b>-3</b>	<b>25</b>	<b>116</b>	<b>3,116</b>	<b>2,617</b>	<b>—</b>	<b>2,617</b>	
Share-based payments	—	—	—	—	—	—	17	17	—	17	
Dividend for 2012	—	—	—	—	—	—	-1,370	-1,370	—	-1,370	
Purchases of own shares <sup>3</sup>	—	—	—	—	—	—	-57	-57	—	-57	
Other changes	—	—	—	—	—	—	—	—	-3	-3	
<b>Balance at 31 Dec 2013</b>	<b>4,050</b>	<b>1,080</b>	<b>-613</b>	<b>-18</b>	<b>81</b>	<b>391</b>	<b>24,236</b>	<b>29,207</b>	<b>2</b>	<b>29,209</b>	

1) Total shares registered were 4,050 million.

2) Restricted capital was EUR 4,050m, unrestricted capital was EUR 25,157m.

3) Refers to the change in the holding of own shares related to the Long Term Incentive Programme, trading portfolio and Nordea's shares within portfolio schemes in Denmark. The number of own shares were 31.8 million. The total holdings of own shares related to LTIP is 18.3 million.

EURm	Attributable to shareholders of Nordea Bank AB (publ) <sup>2</sup>									
	Share capital <sup>1</sup>	Share premium reserve	Other reserves:				Retained earnings	Total	Non-controlling interests	Total equity
			Translation of foreign operations	Cash flow hedges	Available for sale investments	Defined benefit plans				
<b>Balance at 1 Jan 2012</b>	<b>4,047</b>	<b>1,080</b>	<b>-176</b>	<b>123</b>	<b>6</b>	<b>—</b>	<b>20,954</b>	<b>26,034</b>	<b>86</b>	<b>26,120</b>
Restatement due to changed accounting policy <sup>5</sup>	—	—	—	—	—	—	-475	-475	—	-475
<b>Restated opening balance at 1 Jan 2012</b>	<b>4,047</b>	<b>1,080</b>	<b>-176</b>	<b>123</b>	<b>6</b>	<b>—</b>	<b>20,479</b>	<b>25,559</b>	<b>86</b>	<b>25,645</b>
Net profit for the year	—	—	—	—	—	—	3,119	3,119	7	3,126
<i>Items that may be reclassified subsequently to the income statement</i>										
Currency translation differences during the year	—	—	409	—	—	—	—	409	—	409
Hedging of net investments in foreign operations:										
Valuation gains/losses during the year	—	—	-254	—	—	—	—	-254	—	-254
Tax on valuation gains/losses during the year	—	—	45	—	—	—	—	45	—	45
Available for sale investments:										
Valuation gains/losses during the year	—	—	—	—	67	—	—	67	—	67
Tax on valuation gains/losses during the year	—	—	—	—	-17	—	—	-17	—	-17
Cash flow hedges:										
Valuation gains/losses during the year	—	—	—	133	—	—	—	133	—	133
Tax on valuation gains/losses during the year	—	—	—	-35	—	—	—	-35	—	-35
Transferred to the income statement during the year	—	—	—	-321	—	—	—	-321	—	-321
Tax on transfers to the income statement during the year	—	—	—	85	—	—	—	85	—	85
<i>Items that may not be reclassified subsequently to the income statement</i>										
Defined benefit plans:										
Remeasurement of defined benefit plans during the year	—	—	—	—	—	362	—	362	—	362
Tax on remeasurement of defined benefit plans during the year	—	—	—	—	—	-87	—	-87	—	-87
Other comprehensive income, net of tax	—	—	200	-138	50	275	—	387	—	387
<b>Total comprehensive income</b>	<b>—</b>	<b>—</b>	<b>200</b>	<b>-138</b>	<b>50</b>	<b>275</b>	<b>3,119</b>	<b>3,506</b>	<b>7</b>	<b>3,513</b>
Issued C-shares <sup>3</sup>	3	—	—	—	—	—	—	3	—	3
Repurchase of C-shares <sup>3</sup>	—	—	—	—	—	—	-3	-3	—	-3
Share-based payments	—	—	—	—	—	—	14	14	—	14
Dividend for 2011	—	—	—	—	—	—	-1,048	-1,048	—	-1,048
Purchases of own shares <sup>4</sup>	—	—	—	—	—	—	-31	-31	—	-31
Change in non-controlling interests	—	—	—	—	—	—	—	—	-84	-84
Other changes	—	—	—	—	—	—	—	—	-4	-4
<b>Balance at 31 Dec 2012</b>	<b>4,050</b>	<b>1,080</b>	<b>24</b>	<b>-15</b>	<b>56</b>	<b>275</b>	<b>22,530</b>	<b>28,000</b>	<b>5</b>	<b>28,005</b>

1) Total shares registered were 4,050 million.

2) Restricted capital was EUR 4,050m, unrestricted capital was EUR 23,950m.

3) Refers to the Long Term Incentive Programme (LTIP). LTIP 2012 was hedged by issuing 2,679,168 C-shares. The shares have been bought back and converted to ordinary shares. The total holding of own shares related to LTIP is 20.3 million.

4) Refers to the change in the holding of own shares related to the Long Term Incentive Programme, trading portfolio and Nordea's shares within portfolio schemes in Denmark. The number of own shares were 26.9 million.

5) Related to the amended IAS 19. See Note G1 for more information.

## Dividends per share

See Statement of changes in equity for the parent company, page 176.

# Cash flow statement, Group

## – Total operations

EURm	2013	2012
<b>Operating activities</b>		
Operating profit	4,116	4,039
Profit for the year from discontinued operations, after tax	9	57
Adjustment for items not included in cash flow	4,492	3,199
Income taxes paid	-1,010	-662
<b>Cash flow from operating activities before changes in operating assets and liabilities</b>	<b>7,607</b>	<b>6,633</b>
<b>Changes in operating assets</b>		
Change in loans to central banks	-530	21,301
Change in loans to credit institutions	289	-135
Change in loans to the public	-14,511	-2,988
Change in interest-bearing securities	-5,045	-2,968
Change in financial assets pledged as collateral	-1,648	437
Change in shares	-5,918	-8,094
Change in derivatives, net	-2,234	3,017
Change in investment properties	-78	236
Change in other assets	4,351	2,982
<b>Changes in operating liabilities</b>		
Change in deposits by credit institutions	6,564	-19
Change in deposits and borrowings from the public	9,205	7,000
Change in liabilities to policyholders	-57	1,089
Change in debt securities in issue	6,585	1,665
Change in other liabilities	1,735	-10,402
<b>Cash flow from operating activities</b>	<b>6,315</b>	<b>19,754</b>
<b>Investing activities</b>		
Acquisition of associated undertakings	-8	-6
Sale of associated undertakings	4	3
Acquisition of property and equipment	-153	-141
Sale of property and equipment	33	27
Acquisition of intangible assets	-229	-177
Sale of intangible assets	1	2
Net investments in debt securities, held to maturity	930	1,047
Purchase/sale of other financial fixed assets	-6	19
<b>Cash flow from investing activities</b>	<b>572</b>	<b>774</b>
<b>Financing activities</b>		
Issued subordinated liabilities	—	1,530
Amortised subordinated liabilities	-500	-624
New share issue	—	3
Repurchase of own shares including change in trading portfolio	-57	-31
Dividend paid	-1,370	-1,048
<b>Cash flow from financing activities</b>	<b>-1,927</b>	<b>-170</b>
<b>Cash flow for the year</b>	<b>4,960</b>	<b>20,358</b>
Cash and cash equivalents at the beginning of year	42,808	22,606
Translation difference	-2,098	-156
Cash and cash equivalents at the end of year	45,670	42,808
<b>Change</b>	<b>4,960</b>	<b>20,358</b>

### Comments on the cash flow statement

The cash flow statement has been prepared in accordance with IAS 7. The cash flow statement shows inflows and outflows of cash and cash equivalents during the year for total operations. Nordea's cash flow has been prepared in accordance with the indirect method, whereby operating profit is adjusted for effects of non-cash transactions such as depreciation and loan losses. The cash flows are classified by operating, investing and financing activities.

### Operating activities

Operating activities are the principal revenue-producing activities and cash flows are mainly derived from the operating profit for the year with adjustment for items not included in cash flow and income taxes paid. Adjustment for items not included in cash flow includes:

EURm	2013	2012
Depreciation	220	240
Impairment charges	17	38
Loan losses	837	1,011
Unrealised gains/losses	2,180	-2,749
Capital gains/losses (net)	-18	-10
Change in accruals and provisions	55	354
Translation differences	407	-366
Change in bonus potential to policyholders, Life	1,046	582
Change in technical reserves, Life	1,543	2,935
Change in fair value of hedged items, assets/liabilities (net)	-1,608	1,267
Income tax expense, discontinued operations	4	21
Other	-191	-124
<b>Total</b>	<b>4,492</b>	<b>3,199</b>

Changes in operating assets and liabilities consist of assets and liabilities that are part of normal business activities, such as loans, deposits and debt securities in issue. Changes in derivatives are reported net.

Cash flow from operating activities includes interest payments received and interest expenses paid with the following amounts:

EURm	2013	2012
Interest payments received	11,031	12,553
Interest expenses paid	5,360	6,437

### Investing activities

Investing activities include acquisitions and disposals of non-current assets, like property and equipment, intangible and financial assets.

### Financing activities

Financing activities are activities that result in changes in equity and subordinated liabilities, such as new issues of shares, dividends and issued/amortised subordinated liabilities.

### Cash and cash equivalents

The following items are included in Cash and cash equivalents:

EURm	31 Dec 2013	31 Dec 2012
Cash and balances with central banks	33,529	36,060
Loans to central banks, payable on demand	9,313	5,938
Loans to credit institutions, payable on demand	2,290	810
Assets held for sale	538	—
<b>Total</b>	<b>45,670</b>	<b>42,808</b>

Cash comprises legal tender and bank notes in foreign currencies. Balances with central banks consist of deposits in accounts with central banks and postal giro systems under government authority, where the following conditions are fulfilled;

- the central bank or the postal giro system is domiciled in the country where the institution is established
- the balance on the account is readily available at any time.

Loans to credit institutions, payable on demand include liquid assets not represented by bonds or other interest-bearing securities. Loans to central banks, payable on demand includes instruments where Nordea has the right to resell immediately.

### Discontinued operations

The cash flow statements include cash flow attributable to total operations i.e. both continuing and discontinued operations. The discontinued operations consist of Nordea's Polish operations, for more information see Note G1 and Note G44. The cash flows related to the discontinued operations consist of net cash flows from operating activities of EUR -15m (EUR 25m), net cash flow from investing activities of EUR -11m (EUR -8m) and net cash flows from financing activities of EUR 0m (EUR 0m).

# Quarterly development, Group

EURm	Q4 2013	Q3 2013	Q2 2013	Q1 2013	Q4 2012	Q3 2012	Q2 2012	Q1 2012	2013	2012
Net interest income	1,390	1,386	1,391	1,358	1,382	1,393	1,415	1,373	5,525	5,563
Net fee and commission income	703	652	664	623	682	595	603	588	2,642	2,468
Net result from items at fair value	333	346	416	444	442	377	492	463	1,539	1,774
Profit from associated undertakings accounted for under the equity method	21	14	9	35	33	23	14	23	79	93
Other income	22	28	10	46	31	24	22	23	106	100
<b>Total operating income</b>	<b>2,469</b>	<b>2,426</b>	<b>2,490</b>	<b>2,506</b>	<b>2,570</b>	<b>2,412</b>	<b>2,546</b>	<b>2,470</b>	<b>9,891</b>	<b>9,998</b>
General administrative expenses:										
Staff costs	-739	-732	-753	-754	-749	-738	-746	-756	-2,978	-2,989
Other expenses	-480	-441	-453	-461	-458	-457	-452	-441	-1,835	-1,808
Depreciation, amortisation and impairment charges of tangible and intangible assets	-64	-61	-50	-52	-88	-71	-61	-47	-227	-267
<b>Total operating expenses</b>	<b>-1,283</b>	<b>-1,234</b>	<b>-1,256</b>	<b>-1,267</b>	<b>-1,295</b>	<b>-1,266</b>	<b>-1,259</b>	<b>-1,244</b>	<b>-5,040</b>	<b>-5,064</b>
<b>Profit before loan losses</b>	<b>1,186</b>	<b>1,192</b>	<b>1,234</b>	<b>1,239</b>	<b>1,275</b>	<b>1,146</b>	<b>1,287</b>	<b>1,226</b>	<b>4,851</b>	<b>4,934</b>
Net loan losses	-180	-171	-186	-198	-241	-236	-203	-215	-735	-895
<b>Operating profit</b>	<b>1,006</b>	<b>1,021</b>	<b>1,048</b>	<b>1,041</b>	<b>1,034</b>	<b>910</b>	<b>1,084</b>	<b>1,011</b>	<b>4,116</b>	<b>4,039</b>
Income tax expense	-246	-257	-248	-258	-215	-226	-276	-253	-1,009	-970
<b>Net profit for the period from continuing operations</b>	<b>760</b>	<b>764</b>	<b>800</b>	<b>783</b>	<b>819</b>	<b>684</b>	<b>808</b>	<b>758</b>	<b>3,107</b>	<b>3,069</b>
Net profit for the period from discontinued operations, after tax	13	12	-29	13	23	4	13	17	9	57
<b>Net profit for the period</b>	<b>773</b>	<b>776</b>	<b>771</b>	<b>796</b>	<b>842</b>	<b>688</b>	<b>821</b>	<b>775</b>	<b>3,116</b>	<b>3,126</b>
Diluted earnings per share (DEPS), EUR – Total operations	0.19	0.19	0.19	0.20	0.21	0.17	0.21	0.19	0.77	0.78
DEPS, rolling 12 months up to period end, EUR – Total operations	0.77	0.79	0.77	0.79	0.78	0.76	0.69	0.66	0.77	0.78

# 5 year overview, Group

## Income statement<sup>1</sup>

EURm	2013	2012	2011	2010	2009
Net interest income	5,525	5,563	5,456	5,159	5,281
Net fee and commission income	2,642	2,468	2,395	2,156	1,693
Net result from items at fair value	1,539	1,774	1,517	1,837	1,946
Profit from associated undertakings accounted for under the equity method	79	93	42	66	48
Other income	106	100	91	116	105
<b>Total operating income</b>	<b>9,891</b>	<b>9,998</b>	<b>9,501</b>	<b>9,334</b>	<b>9,073</b>
General administrative expenses:					
Staff costs	-2,978	-2,989	-3,113	-2,784	-2,724
Other expenses	-1,835	-1,808	-1,914	-1,862	-1,639
Depreciation, amortisation and impairment charges of tangible and intangible assets	-227	-267	-192	-170	-149
<b>Total operating expenses</b>	<b>-5,040</b>	<b>-5,064</b>	<b>-5,219</b>	<b>-4,816</b>	<b>-4,512</b>
<b>Profit before loan losses</b>	<b>4,851</b>	<b>4,934</b>	<b>4,282</b>	<b>4,518</b>	<b>4,561</b>
Net loan losses	-735	-895	-735	-879	-1,486
<b>Operating profit</b>	<b>4,116</b>	<b>4,039</b>	<b>3,547</b>	<b>3,639</b>	<b>3,075</b>
Income tax expense	-1,009	-970	-913	-976	-757
<b>Net profit for the year from continuing operations</b>	<b>3,107</b>	<b>3,069</b>	<b>2,634</b>	<b>2,663</b>	<b>2,318</b>
Net profit for the year from discontinued operations, after tax	9	57	—	—	—
<b>Net profit for the year</b>	<b>3,116</b>	<b>3,126</b>	<b>2,634</b>	<b>2,663</b>	<b>2,318</b>

## Balance sheet<sup>2</sup>

EURm	31 Dec 2013	31 Dec 2012	31 Dec 2011	31 Dec 2010	31 Dec 2009
Cash and balances with central banks	33,529	36,060	3,765	10,023	11,500
Loans to central banks and credit institutions	22,512	18,574	51,865	15,788	18,555
Loans to the public	342,451	346,251	337,203	314,211	282,411
Interest-bearing securities and pledged instruments	96,889	94,596	92,923	91,743	80,339
Derivatives	70,992	118,789	171,943	96,825	75,422
Other assets	55,166	53,908	43,432	52,249	39,317
Assets held for sale	8,895	—	—	—	—
<b>Total assets</b>	<b>630,434</b>	<b>668,178</b>	<b>701,131</b>	<b>580,839</b>	<b>507,544</b>
Deposits by credit institutions	59,090	55,426	55,316	40,736	52,190
Deposits and borrowings from the public	200,743	200,678	190,092	176,390	153,577
Liabilities to policyholders	47,226	45,320	40,715	38,766	33,831
Debt securities in issue	185,602	183,908	178,028	151,578	130,519
Derivatives	65,924	114,203	167,390	95,887	73,043
Subordinated liabilities	6,545	7,797	6,503	7,761	7,185
Other liabilities	31,897	32,841	37,442	45,183	34,779
Liabilities held for sale	4,198	—	—	—	—
Equity	29,209	28,005	25,645	24,538	22,420
<b>Total liabilities and equity</b>	<b>630,434</b>	<b>668,178</b>	<b>701,131</b>	<b>580,839</b>	<b>507,544</b>

1) The comparative figures for 2012 (but not for 2009–2011) have been restated due to discontinued operations (Nordea's Polish operations), see Note G44 for more information.

2) The comparative figures for 2012 and for 2011 (but not for 2009–2010) have been restated due to the amendments to IAS 19 and forward starting bonds, see Note G1 for more information.

# Ratios and key figures, Group

	2013	2012 <sup>2,3</sup>	2011 <sup>2,3</sup>	2010 <sup>2,3</sup>	2009 <sup>2,3</sup>
Basic earnings per share, EUR – Total operations	0.77	0.78	0.65	0.66	0.60
Diluted earnings per share, EUR – Total operations	0.77	0.78	0.65	0.66	0.60
Share price <sup>1</sup> , EUR	9.78	7.24	5.98	8.16	7.10
Total shareholders' return, %	44.6	21.0	-24.4	3.7	78.6
Proposed/actual dividend per share, EUR	0.43	0.34	0.26	0.29	0.25
Equity per share <sup>1</sup> , EUR	7.27	6.96	6.47	6.07	5.56
Potential shares outstanding <sup>1</sup> , million	4,050	4,050	4,047	4,043	4,037
Weighted average number of diluted shares, million	4,020	4,026	4,028	4,022	3,846
Return on equity, % – Continuing operations	11.0	11.6	10.6	11.5	11.3
Assets under management <sup>1</sup> , EURbn	233.3	218.3	187.4	191.0	158.1
Cost/income ratio, % – Continuing operations	51	51	55	52	50
Loan loss ratio, basis points	21	26	23	31	56
Core tier 1 capital ratio, excluding transition rules <sup>1</sup> , %	14.9	13.1	11.2	10.3	10.3
Tier 1 capital ratio, excluding transition rules <sup>1</sup> , %	15.7	14.3	12.2	11.4	11.4
Total capital ratio, excluding transition rules <sup>1</sup> , %	18.1	16.2	13.4	13.4	13.4
Core tier 1 capital ratio <sup>1</sup> , %	11.0	10.2	9.2	8.9	9.3
Tier 1 capital ratio <sup>1</sup> , %	11.7	11.2	10.1	9.8	10.2
Total capital ratio <sup>1</sup> , %	13.4	12.7	11.1	11.5	11.9
Core tier 1 capital <sup>1</sup> , EURm	23,112	21,961	20,677	19,103	17,766
Tier 1 capital <sup>1</sup> , EURm	24,444	23,953	22,641	21,049	19,577
Risk-weighted assets, including transition rules <sup>1</sup> , EURbn	209	215	224	215	192
Number of employees (full-time equivalents) <sup>1</sup> – Continuing operations	29,429	29,491	33,068	33,809	33,347
Risk-adjusted profit, EURm – Continuing operations	3,351	3,313	2,714	2,622	2,786
Economic profit, EURm – Continuing operations	1,080	889	1,145	936	1,334
Economic capital <sup>1</sup> , EURbn – Total operations	22.8	23.8	17.7	17.5	16.7
Economic capital <sup>1</sup> , EURbn – Continuing operations	21.9	22.8	—	—	—
EPS, risk-adjusted, EUR – Continuing operations	0.77	0.77	0.67	0.65	0.72
RAROCAR, % – Continuing operations	14.8	13.9	15.5	15.0	17.3
MCEV, EURm	4,700	3,762	2,714	3,655	3,244

1) End of the year.

2) 2012 (but not 2009-2011) restated due to discontinued operations (Nordea's Polish operations), see Note G1 for more information.

3) The comparative figures for 2012 and for 2011 (but not for 2009-2010) have been restated due to the amendments to IAS 19, see Note G1 for more information.

# Business definitions

These definitions apply to the descriptions in the Annual Report.

**Allowances in relation to impaired loans** Allowances for individually assessed impaired loans divided by individually assessed impaired loans before allowances.

**Basic earnings per share** Net profit for the year divided by the weighted average number of outstanding shares, non-controlling interests excluded.

**Capital base** Capital base includes the sum of the Tier 1 capital and the supplementary capital consisting of subordinated loans, after deduction of the carrying amount of the shares in wholly owned insurance companies and the potential deduction for expected shortfall.

**Cost of equity (%)** Required return by investors on the Nordea share, measured as the long risk free euro rate plus required average risk premium to invest in equities multiplied by Beta, which reflects the Nordea share's volatility and correlation with market volatility.

Cost of equity in EUR is defined as Cost of equity (%) times Economic capital. The Cost of equity is set by management once a year as a parameter to manage risk appetite and investment level.

**Cost/income ratio** Total operating expenses divided by total operating income.

**Diluted earnings per share** Net profit for the year divided by the weighted average number of outstanding shares after full dilution, non-controlling interests excluded.

**Economic capital (EC)** Internal estimate of required capital and measures the capital required to cover unexpected losses in the course of its business with a certain probability. EC uses advanced internal models to provide a consistent measurement for Credit Risk, Market Risk, Operational Risk, Business Risk and Life Insurance Risk arising from activities in Nordea's various business areas.

The aggregation of risks across the group gives rise to diversification effects resulting from the differences in

risk drivers and the improbability that unexpected losses occur simultaneously.

**Economic profit** Deducting Cost of equity from Risk-adjusted profit.

**Equity per share** Equity as shown on the balance sheet after full dilution and non-controlling interests excluded divided by the number of shares after full dilution.

**Expected losses** Normalised loss level of the individual loan exposure over a business cycle as well as various portfolios.

**Impairment rate, gross** Individually assessed impaired loans before allowances divided by total loans before allowances.

**Impairment rate, net** Individually assessed impaired loans after allowances divided by total loans before allowances.

**Loan loss ratio** Net loan losses (annualised) divided by closing balance of loans to the public (lending).

**MCEV (Market Consistent Embedded Value)** Estimate of the value a shareholder would put on a portfolio of in-force life and pension business based on objective market return. No franchise value or other additional value is included in MCEV.

**Non-performing, not impaired** Past due loans, not impaired due to future cash flows (included in Loans, not impaired).

**Price to Book** Nordea's stock market value relative to its book value of total equity.

**RAROCAR, % (Risk-adjusted return on capital at risk)**, Risk-adjusted profit relative to Economic capital.

**Return on equity** Net profit for the year excluding non-controlling interests as a percentage of average equity for the year. Average equity including net profit for the year and dividend until paid, non-controlling interests excluded.

**Risk-adjusted profit** Total income minus total operating expenses, minus Expected losses and standard tax (24 % 2013). In addition, Risk-adjusted profit excludes major non-recurring items.

**Risk-weighted assets** Total assets and off-balance-sheet items valued on the basis of the credit and market risks, as well as operational risks of the Group's undertakings, in accordance with regulations governing capital adequacy, excluding assets in insurance companies, carrying amount of shares which have been deducted from the capital base and intangible assets.

**Tier 1 capital** Proportion of the capital base, which includes consolidated shareholders' equity excluding investments in insurance companies, proposed dividend, deferred tax assets, intangible assets in the banking operations and half of the expected shortfall deduction, – the negative difference between expected losses and provisions. Subsequent to the approval of the supervisory authorities, Tier 1 capital also includes qualified forms of subordinated loans (Tier 1 capital contributions and hybrid capital loans).

The Core tier 1 capital constitutes the Tier 1 capital excluding hybrid capital loans.

**Tier 1 capital ratio** Tier 1 capital as a percentage of risk-weighted assets. The Core tier 1 ratio is calculated as Core tier 1 capital as a percentage of risk-weighted assets.

**Total allowance rate** Total allowances divided by total loans before allowances.

**Total allowances in relation to impaired loans (provisioning ratio)** Total allowances divided by impaired loans before allowances.

**Total capital ratio** Capital base as a percentage of risk-weighted assets.

**Total shareholders return (TSR)** Total shareholders return measured as growth in the value of a shareholding during the year, assuming the dividends are reinvested at the time of the payment to purchase additional shares.



**Content for Note G1**

1. Basis for presentation	90
2. Changed accounting policies and presentation	90
3. Changes in IFRSs not yet applied by Nordea	91
4. Critical judgements and estimation uncertainty	92
5. Principles of consolidation	94
6. Recognition of operating income and impairment	95
7. Income recognition life insurance	97
8. Recognition and derecognition of financial instruments on the balance sheet	98
9. Translation of assets and liabilities denominated in foreign currencies	98
10. Hedge accounting	98
11. Determination of fair value of financial instruments	99
12. Cash and cash equivalents	100
13. Financial instruments	100
14. Loans to the public/credit institutions	102
15. Leasing	104
16. Intangible assets	104
17. Property and equipment	105
18. Investment property	105
19. Liabilities to policyholders	105
20. Taxes	107
21. Earnings per share	107
22. Employee benefits	107
23. Equity	108
24. Financial guarantee contracts and credit commitments	108
25. Share-based payment	108
26. Related party transactions	109
27. Exchange rates	109

**1. Basis for presentation**

Nordea's consolidated financial statements are prepared in accordance with International Financial Reporting Standards (IFRS) and interpretations of such standards by the International Financial Reporting Standards Interpretations Committee (IFRS IC), as endorsed by the EU Commission. In addition, certain complementary rules in the Swedish Annual Accounts Act for Credit Institutions and Securities Companies (1995:1559), the recommendation RFR 1 "Supplementary Accounting Rules for Groups" and UFR statements issued by the Swedish Financial Reporting Board as well as the accounting regulations of the Swedish Financial Supervisory Authority (FFFS 2008:25, with amendments in FFFS 2009:11, 2011:54, and 2013:2) have also been applied.

The disclosures, required in the standards, recommendations and legislation above, have been included in the notes, the Risk, Liquidity and Capital management section or in other parts of the "Financial statements".

On 5 February 2014 the Board of Directors approved the financial statements, subject to final approval of the Annual General Meeting on 20 March 2014.

**2. Changed accounting policies and presentation**

The accounting policies, basis for calculations and presentation are, in all material aspects, unchanged in comparison with the 2012 Annual Report, except for the change to the basis for recognising actuarial gains/losses on defined benefit pension plans, the presentation and measurement of discontinued operations and disposal groups held for sale and the presentation of forward starting bonds. These changes are further described below.

The new standard IFRS 13 "Fair Value Measurement" was implemented 1 January 2013 but has not had any significant impact on the measurement of assets and liabilities in Nordea. IFRS 13 clarifies how to measure fair value but does not change the requirements regarding which items should be measured at fair value. In addition IFRS 13 requires additional disclosures about fair value measurements. The additional disclosures required by IFRS 13 are presented in Note G42 "Assets and liabilities at fair value".

IAS 32 "Financial Instruments: Presentation" and IFRS 7 "Financial Instruments: Disclosures" have been amended as regards offsetting of financial assets and financial liabilities. Nordea implemented these changes in 2013 (IAS 32 early adopted). The amendments intend to clarify the criteria for offsetting and to add disclosures. Nordea's principles for offsetting are already in accordance with the clarified requirements and therefore there was no impact from the amendments in IAS 32. The additional disclosures required by IFRS 7 are presented in Note G43 "Financial instruments set off on balance or subject to netting agreements".

In 2013 the IASB published a narrow scope amendment to IAS 39 "Financial Instruments: Recognition and Measurement". Nordea implemented these changes in 2013 (early adopted). The amendment allows hedge accounting to be continued if a derivative designated as a hedging instrument is replaced with a new hedging instrument, where a clearing party replaces the original counterparty, as a consequence of laws or regulations. The amendment has not had any significant impact on the financial statements in Nordea.

**IAS 19 "Employee Benefits"**

The amended IAS 19 "Employee Benefits" was implemented 1 January 2013.

The amended standard has had an impact on the financial statements mainly related to defined benefit pension plans. The amended IAS 19 states that actuarial gains/losses shall be recognised immediately in equity through other comprehensive income, which leads to higher volatility in equity compared to the earlier so called "corridor approach". Consequently no actuarial gains/losses are recognised in the income statement, compared with the earlier rules where actuarial gains/losses outside the corridor were amortised through the income statement. The amended IAS 19 furthermore states that the expected return on plan assets shall be recognised using a return rate equal to the discount rate used when measuring the pension obligation. This has led to higher pension expenses in the income statement as Nordea previously expected a higher return than the discount rate. Any difference between the actual return and the expected return is a part of the actuarial gains/losses recognised immediately in equity through other comprehensive income without recycling to the income statement.

The comparative figures on the balance sheet have been restated accordingly and are disclosed in the below table. The impact on the comparative figures in the income statement was not significant and the income statement has therefore not been restated. The impact on the income statement 2013 was not significant.

## G1

## Accounting policies

EURm	31 Dec 2012		1 Jan 2012	
	New policy	Old policy	New policy	Old policy
Net retirement benefit obligations	327	47	732	102
Net deferred tax liabilities	710	779	694	849
Other reserves <sup>1</sup>	340	76	-47	-47
Retained earnings	22,530	23,005	20,479	20,954

1) Impact through "Other comprehensive income". The direct impact from defined benefit plans was EUR 275m at 31 December 2012, which is slightly offset by FX translation differences of EUR 11m arising during the year.

At transition 1 January 2013 the negative impact on equity was EUR 211m, after special wage tax and income tax (EUR 280m before income tax) and the core tier 1 capital was reduced by EUR 258m, including the impact from changes in deferred tax assets.

The Swedish Financial Reporting Board has furthermore withdrawn UFR 4 "Accounting for special wage tax and yield tax" and published UFR 9 "Accounting for yield tax". Nordea has applied UFR 9 instead of UFR 4 as from 1 January 2013. The treatment of yield tax in UFR 9 is the same as in UFR 4. Regarding the special wage tax, the withdrawal of UFR 4 and the implementation of IAS 19 have not had any significant impact on Nordea's financial statement or on the capital adequacy.

The amended IAS 19 also requires additional disclosures which are presented in Note G33 "Retirement benefit obligations", where also more information on the different defined benefit pension plans can be found.

#### Discontinued operations and disposal groups held for sale

Discontinued operations consist of Nordea's Polish operations as further described in Note G44 "Discontinued operations and disposal groups held for sale". These operations have been classified as discontinued operations as they represent a major line of business and geographical area and as the carrying amount will be recovered through a sale transaction. The net result from discontinued operations, including the net result for the year recognised on the measurement at fair value less costs to sell, is presented as a single amount after net profit for the period from continuing operations. Comparative figures are restated.

Assets and liabilities related to the disposal group are presented on the separate balance sheet lines "Assets held for sale" and "Liabilities held for sale" respectively as from the classification date. Comparative figures are not restated.

#### Forward starting bonds

Bonds acquired/issued under non-regular way purchase terms, i.e. so called forward starting bonds, were previously recognised on the balance sheet as "Interest-bearing securities"/"Debt securities in issue", three days before settlement with a corresponding settlement liability/receivable, recognised in "Other liabilities"/"Other assets". As from 1 January 2013, these bonds are recognised on the balance sheet on settlement date. The instruments continue to be recognised as derivatives between trade date and settlement date. The comparative figures on the balance sheet have been restated accordingly and are disclosed in the below table.

EURm	31 Dec 2012		1 Jan 2012	
	New policy	Old policy	New policy	Old policy
Interest-bearing securities	86,626	94,939	84,550	92,373
Other assets	15,554	16,372	12,210	19,425
Debt securities in issue	183,908	184,340	178,028	179,950
Other liabilities	24,773	33,472	30,252	43,368

### 3. Changes in IFRSs not yet applied by Nordea

#### IFRS 9 "Financial instruments" (Phase 1)

In 2009 the IASB published a new standard on financial instruments containing requirements for financial assets. Requirements for financial liabilities were added to this standard in 2010. The standard is the first step in the replacement of IAS 39 "Financial Instruments: Recognition and Measurement" and this first phase covers the classification and measurement of financial assets and liabilities. The effective date has been postponed from the earlier communicated date 1 January 2015, without any new effective date communicated. Earlier application is permitted. The EU commission has not yet endorsed this standard and is not expected to do so until all phases of IFRS 9 have been finalised. IFRS 9 "Financial Instruments" (Phase I) is not expected to have a significant impact on Nordea's income statement and balance sheet as the mixed measurement model will be maintained. Significant reclassifications between fair value and amortised cost or impact on the capital adequacy and large exposures are not expected, but this is naturally dependent on the financial instruments on Nordea's balance sheet at transition and the outcome of the final standard. It is expected that changes will be made to the standard before the standard becomes effective.

Nordea has, due to the fact that the standard is not yet endorsed by the EU commission and as changes before the effective date are likely, not finalised the investigation of the impact on the financial statements in the period of initial application or in subsequent periods.

#### IFRS 9 "Financial Instruments" (Phase 3)

The IASB have during 2013 amended IFRS 9 "Financial Instruments" and added new requirements for general hedge accounting, so called one-to-one hedges (Phase 3).

The main change is that the standard aligns hedge accounting more closely with the risk management activities. As Nordea generally uses macro (portfolio) hedge accounting Nordea's assessment is that the new requirements will not have any significant impact on Nordea's financial statement, capital adequacy or large exposures.

#### IFRS 10 "Consolidated Financial Statements", IFRS 11 "Joint Arrangements", IFRS 12 "Disclosures of Interests in Other Entities", IAS 27 "Separate Financial Statements" and IAS 28 "Investments in Associates and Joint Ventures"

The IASB has published three new standards relating to consolidation, IFRS 10, IFRS 11 and IFRS 12, as well as amended IAS 27 and IAS 28. The effective date for these standards and amendments is as from 1 January 2013, but earlier application is permitted. The EU commission endorsed these standards and amendments during 2012.

## G1

## Accounting policies

In contrast to IFRS, the EU commission requires the standards to be applied for annual periods beginning on or after 1 January 2014. Nordea will apply these standards as from 1 January 2014.

Nordea's assessment is that IFRS 10 "Consolidated Financial Statements" will not have any significant impact on Nordea's income statement or balance sheet at transition. In future periods Nordea may have to consolidate some mutual funds, which can have an impact on the balance sheet and on equity if those entities hold Nordea shares that will have to be eliminated in the Nordea Group. It is not expected that mutual funds will be consolidated for capital adequacy purposes and there would consequently not be any impact on the capital adequacy or large exposures.

It is not expected that IFRS 11 will have any significant impact on Nordea, while IFRS 12 is expected to add disclosures.

#### Annual improvements to IFRS

The IASB has published minor amendments to IFRSs by issuing "Annual Improvements to IFRSs, 2010-2012 Cycle" and "Annual Improvements to IFRSs, 2011-2013 Cycle". Most of the amendments are effective for annual periods beginning on or after 1 July 2014, but earlier application is permitted. The EU commission is expected to endorse these amendments during the third quarter 2014. Nordea's assessment is that the new requirements will not have any significant impact on Nordea's financial statements, capital adequacy or large exposures.

#### IFRIC 21 "Levies"

The IASB has published IFRIC 21 "Levies". The interpretation is effective for annual periods beginning on or after 1 January 2014. The EU commission expects to endorse IFRIC 21 in the beginning of 2014. Nordea will apply IFRIC 21 as from 1 January 2014, if endorsed by the EU commission.

IFRIC 21 is an interpretation of IAS 37 "Provisions, Contingent Liabilities and Contingent Assets". IFRIC 21 clarifies that if a levy is triggered by operating as a bank at the end of the reporting period, the liability for the levy is not recognised prior to that date. The assessment is that the new interpretation will not have any significant impact on Nordea's financial statements, capital adequacy or large exposures.

#### 4. Critical judgements and estimation uncertainty

The preparation of financial statements in accordance with generally accepted accounting principles requires, in some cases, the use of judgements and estimates by management. Actual outcome can later, to some extent, differ from the estimates and the assumptions made. In this section a description is made of:

- the sources of estimation uncertainty at the end of the reporting period, that have a significant risk of resulting in a material adjustment to the carrying amount of assets and liabilities within the next financial year, and
- the judgements made when applying accounting policies (apart from those involving estimations) that have the most significant effect on the amounts recognised in the financial statements.

Critical judgements and estimates are in particular associated with:

- the fair value measurement of certain financial instruments
- the impairment testing of:
  - goodwill and
  - loans to the public/credit institutions
- the effectiveness testing of cash flow hedges
- the actuarial calculations of pension liabilities and plan assets related to employees
- the actuarial calculations of insurance contracts
- the valuation of investment properties
- the classification of leases
- the translations of assets and liabilities denominated in foreign currencies
- the valuation of deferred tax assets
- claims in civil lawsuits.

#### Fair value measurement of certain financial instruments

Nordea's accounting policy for determining the fair value of financial instruments is described in section 11 "Determination of fair value of financial instruments" and Note G42 "Assets and liabilities at fair value". Critical judgements that have a significant impact on the recognised amounts for financial instruments is exercised when determining fair value of OTC derivatives and other financial instruments that lack quoted prices or recently observed market prices. Those judgements relate to the following areas:

- The choice of valuation techniques.
- The determination of when quoted prices fail to represent fair value (including the judgement of whether markets are active).
- The construction of fair value adjustments in order to incorporate relevant risk factors such as credit risk, model risk and liquidity risk.
- The judgement of which market parameters that are observable.

When determining fair value of financial instruments that lack quoted prices or recently observed market prices there is also a high degree of estimation uncertainty. That estimation uncertainty is mainly a result of the judgement management exercises when:

- selecting an appropriate discount rate for the instrument, and
- determining expected timing of future cash flows from the instruments.

In all of these instances, decisions are based upon professional judgement in accordance with Nordea's accounting and valuation policies. In order to ensure proper governance, Nordea has a Group Valuation Committee that on an on-going basis reviews critical judgements that are deemed to have a significant impact on fair value measurements.

The fair value of financial assets and liabilities measured at fair value using a valuation technique, level 2 and 3 in the fair value hierarchy, was EUR 217,626m (EUR 246,986m) and EUR 153,315m (EUR 185,506m) respectively at the end of the year.

Sensitivity analysis disclosures covering fair values of financial instruments with significant unobservable inputs can be found in Note G42 “Assets and liabilities at fair value”.

Estimation uncertainty also arises at initial recognition of financial instruments that are part of larger structural transactions. Although subsequently not necessarily held at fair value such instruments are initially recognised at fair value and as there is normally no separate transaction price or active market for such individual instruments the fair value has to be estimated.

#### **Impairment testing of goodwill**

Nordea’s accounting policy for goodwill is described in section 16 “Intangible assets” and Note G20 “Intangible assets” lists the cash generating units to which goodwill has been allocated. Nordea’s total goodwill amounted to EUR 2,421m (EUR 2,656m) at the end of the year.

The estimation of future cash flows and the calculation of the rate used to discount those cash flows are subject to estimation uncertainty. The forecast of future cash flows is sensitive to the cash flow projections for the near future (generally 3-5 years) and to the estimated sector growth rate for the period beyond 3-5 years. The growth rates are based on historical data, updated to reflect the current situation, which implies estimation uncertainty.

The rates used to discount future expected cash flows are based on the long-term risk free interest rate plus a risk premium (post tax). The risk premium is based on external information of overall risk premiums in relevant countries.

For information on the sensitivity to changes in relevant parameters, see Note G20 “Intangible assets”.

#### **Impairment testing of loans to the public/credit institutions**

Nordea’s accounting policy for impairment testing of loans is described in section 14 “Loans to the public/credit institutions”.

Management is required to exercise critical judgements and estimates when calculating loan impairment allowances on both individually assessed and collectively assessed loans. Nordea’s total lending before impairment allowances was EUR 367,782m (EUR 367,673m) at the end of the year. For more information, see Note G13 “Loans and impairment”.

The most judgemental area is the calculation of collective impairment allowances. When testing a group of loans collectively for impairment, judgement has to be exercised when identifying the events and/or the observable data that indicate that losses have been incurred in the group of loans. Nordea monitors its portfolio through rating migrations and a loss event is an event resulting in a negative rating migration. Assessing the net present value of the cash flows generated by the customers in the group of loans also includes estimation uncertainty. This includes the use of historical data on probability of default and loss given default supplemented by acquired experience when adjusting the assumptions based on historical data to reflect the current situation.

#### **Effectiveness testing of cash flow hedges**

Nordea’s accounting policies for cash flow hedges are described in section 10 “Hedge accounting”.

One important judgement in connection to cash flow hedge accounting is the choice of method used for effectiveness testing.

Where Nordea applies cash flow hedge accounting the hedging instruments used are predominantly cross currency interest rate swaps, which are always held at fair value. The currency component is designated as a cash flow hedge of currency risk and the interest component as a fair value hedge of interest rate risk. The hypothetical derivative method is used when measuring the effectiveness of these cash flow hedges, meaning that the change in a perfect hypothetical swap is used as proxy for the present value of the cumulative change in expected future cash flows on the hedged transaction (the currency component). Critical judgement has to be exercised when defining the characteristics of the perfect hypothetical swap.

#### **Actuarial calculations of pension liabilities and plan assets related to employees**

Nordea’s accounting policy for post-employment benefits is described in section 22 “Employee benefits”.

The defined benefit obligation for major pension plans is calculated by external actuaries using demographic assumptions based on the current population. As a basis for these calculations a number of actuarial and financial parameters are used.

The estimation of the discount rate is subject to uncertainty around whether corporate bond markets are deep enough, of high quality and also in connection to the extrapolation of yield curves to relevant maturities. In Sweden, Norway and Denmark the discount rate is determined with reference to covered bonds and in Finland with reference to corporate bonds. Other parameters, like assumptions about salary increases and inflation, are based on the expected long-term development of these parameters are also subject to estimation uncertainty. The fixing of these parameters at year-end is disclosed in Note G33 “Retirement benefit obligations” together with a description of the sensitivity to changes in assumptions.

#### **Actuarial calculations of insurance contracts**

Nordea’s accounting policy for insurance contracts is described in section 19 “Liabilities to policyholders”.

A valuation of insurance liabilities includes estimations and assumptions, both financial and actuarial. One of the important financial assumptions is the interest rate used for discounting future cash flows. Other important actuarial assumptions are those on mortality and disability, which affect the size and timing of the future cash flows. The financial and actuarial assumptions are, to a large extent, stipulated in local legislation and therefore not under Nordea’s discretion. Also assumptions about future administrative and tax expenses have an impact on the calculation of policyholder liabilities.

The insurance liability and the assumption sensitivities to the carrying amount are disclosed in Note G28 “Liabilities to policyholders”.

## G1

## Accounting policies

**Valuation of investment properties**

Nordea's accounting policies for investment properties are described in section 18 "Investment property".

Investment properties are measured at fair value. As there normally are no active markets for investment properties, the fair values are estimated based on discounted cash flow models. These models are based on assumptions on current cash flows, market interest rates and current yield requirements.

The carrying amounts of investment property were EUR 3,524m (EUR 3,408m) at the end of the year. See Note G23 "Investment property" for more information on amounts and parameters used in these models.

**Classification of leases**

Nordea's accounting policies for leases are described in section 15 "Leasing".

Critical judgement has to be exercised when classifying lease contracts. A lease is classified as a finance lease if it transfers substantially all the risks and rewards related to ownership. A lease is classified as an operating lease if it does not transfer substantially all the risks and rewards related to ownership.

The central district properties in Finland, Norway and Sweden that Nordea has divested are leased back. The duration of the lease agreement was initially 3-25 years with renewal options. The lease agreements include no transfers of ownerships of the asset by the end of the lease term, nor any economic benefit from appreciation in value of the leased property. In addition, the lease term is not for the major part of the assets' economic life. As a result, Nordea has classified these leases as operating leases. This judgement is a critical judgement that has a significant impact on the carrying amounts in the financial statement. The carrying amount of these properties at the time of disposal was EUR 1.5bn.

More information on lease contracts can be found in Note G22 "Leasing".

**Translation of assets and liabilities denominated in foreign currencies**

Nordea's accounting policies covering the translation of assets and liabilities denominated in foreign currencies is described in section 9 "Translation of assets and liabilities denominated in foreign currencies".

When reporting consolidated financial statements, the parent company Nordea Bank AB (publ) has been assessed to have two functional currencies, SEK and EUR, based on the different activities. The functional currency of the normal banking operations is SEK and the functional currency of the entity holding equity, shares in group undertakings and the funding of those shares is EUR. It is Nordea's assessment that one legal entity can consist of different entities with different functional currencies.

**Valuation of deferred tax assets**

Nordea's accounting policy for the recognition of deferred tax assets is described in section 20 "Taxes" and Note G11 "Taxes".

The valuation of deferred tax assets is influenced by management's assessment of Nordea's future profitability and sufficiency of future taxable profits and future reversals of

existing taxable temporary differences. These assessments are updated and reviewed at each balance sheet date, and are, if necessary, revised to reflect the current situation.

The carrying amount of deferred tax assets was EUR 62m (EUR 266m) at the end of the year.

**Claims in civil lawsuits**

Within the framework of the normal business operations, Nordea faces a number of claims in civil lawsuits and disputes, most of which involve relatively limited amounts. Presently, none of the current disputes are considered likely to have any significant adverse effect on Nordea or its financial position. See also Note G32 "Provisions" and Note G37 "Contingent liabilities".

**5. Principles of consolidation****Consolidated entities**

The consolidated financial statements include the accounts of the parent company Nordea Bank AB (publ), and those entities that the parent company controls. Control is generally achieved when the parent company owns, directly or indirectly through group undertakings, more than 50 per cent of the voting rights or otherwise has the power to govern the financial and operating policies of the entity.

All Group undertakings are consolidated using the acquisition method, except for the forming of Nordea in 1997-98 when the holding in Nordea Bank Finland Plc was consolidated using the pooling method. Under the acquisition method, the acquisition is regarded as a transaction whereby the parent company indirectly acquires the group undertaking's assets and assumes its liabilities and contingent liabilities. The Group's acquisition cost is established in a purchase price allocation analysis. In such analysis, the cost of the business combination is the aggregate of the fair values, at the date of exchange, of assets given, liabilities incurred or assumed and equity instruments issued by the acquirer, in exchange for the identifiable net assets acquired. Costs directly attributable to the business combination are expensed.

As at the acquisition date Nordea recognises the identifiable assets acquired and the liabilities assumed at their acquisition date fair values.

For each business combination Nordea measures the non-controlling interest in the acquired business either at fair value or at their proportionate share of the acquired identifiable net assets.

When the aggregate of the consideration transferred in a business combination and the amount recognised for non-controlling interest exceeds the net fair value of the identifiable assets, liabilities and contingent liabilities, the excess is reported as goodwill. If the difference is negative, such difference is recognised immediately in the income statement.

Equity and net income attributable to non-controlling interests are separately disclosed on the balance sheet, income statement and statement of comprehensive income.

Intra-group transactions and balances between the consolidated group undertakings are eliminated.

The Group undertakings are included in the consolidated accounts as from the date on which control is transferred to Nordea and are no longer consolidated as from the date on which control ceases.

## G1

## Accounting policies

In the consolidation process the reporting from the group undertakings is adjusted to ensure consistency with the IFRS principles applied by Nordea.

*Investments in associated undertakings*

The equity method of accounting is used for associated undertakings where the share of voting rights is between 20 and 50 per cent and/or where Nordea has significant influence. Significant influence is the power to participate in the financial and operating decisions of the investee but is not control over those policies. Investments within Nordea's investment activities, which are classified as a venture capital organisation within Nordea, are measured at fair value in accordance with the rules set out in IAS 28 and IAS 39. Further information on the equity method is disclosed in section 6 "Recognition of operating income and impairment".

Profits from companies accounted for under the equity method are reported post-taxes in the income statement. Consequently, the tax expense related to these profits is not included in the income tax expense for Nordea.

Internal transactions, in the income statement, between Nordea and its associated undertakings are not eliminated. Nordea does not have any sales of assets to or from associated undertakings.

*Special Purpose Entities (SPE)*

A SPE is an entity created to accomplish a narrow and well defined objective. Often legal arrangements impose strict limits on the decision making powers of the management over the on-going activities of the SPE.

Nordea does not consolidate SPEs' assets and liabilities beyond its control. In order to determine whether Nordea controls a SPE or not, Nordea has to make judgements about risks and rewards and assess the ability to make operational decisions for the SPE in question. When assessing whether Nordea shall consolidate a SPE, a range of factors are evaluated. These factors include whether the activities of the SPE are being in substance conducted on Nordea's behalf or if Nordea has in substance the decision making powers, the rights to obtain the majority of the benefits or the majority of the residual- or ownership risks. Nordea consolidates all SPEs, where Nordea has retained the majority of the risks and rewards. For the SPEs that are not consolidated the rationale is that Nordea does not have significant risks or rewards in connection to these assets and liabilities.

Nordea has created a number of SPEs to allow clients to invest in assets invested in by the SPEs. Some SPEs invest in tradable financial instruments, such as shares and bonds (mutual funds). Other SPEs invest in structured credit products or acquire assets from customers of Nordea. Nordea is generally the investment manager and has sole discretion about investments and other administrative decisions. Typically, Nordea will receive service and commission fees in connection to the creation of the SPEs, or because it acts as investment manager, custodian or in some other function. This in itself does not constitute a beneficial interest triggering consolidation. In some SPEs Nordea has also supplied substantial parts of the funding in the form of fund units, loans or credit commitments. In these SPEs Nordea has a beneficial interest and retains the

majority of the risks and rewards, which is why these SPEs are consolidated. Note P21 "Investments in group undertakings" lists the major group undertakings in the Nordea Group, including consolidated SPEs.

**Currency translation of foreign entities**

The consolidated financial statements are prepared in euro (EUR), the presentation currency of the parent company Nordea Bank AB (publ). The current method is used when translating the financial statements of foreign entities into EUR from their functional currency. The assets and liabilities of foreign entities have been translated at the closing rates, while items in the income statement and statement of comprehensive income are translated at the average exchange rate for the year. Translation differences are accounted for in other comprehensive income and are accumulated in the translation reserve in equity.

Goodwill and fair value adjustments arising from the acquisition of group undertakings are treated as items in the same functional currency as the cash generating unit to which they belong and are also translated at the closing rate.

Information on the most important exchange rates is disclosed in the separate section 27 "Exchange rates".

**6. Recognition of operating income and impairment****Net interest income**

Interest income and expense are calculated and recognised based on the effective interest rate method or, if considered appropriate, based on a method that results in an interest income or interest expense that is a reasonable approximation of using the effective interest rate method as basis for the calculation. The effective interest includes fees considered to be an integral part of the effective interest rate of a financial instrument (generally fees received as compensation for risk). The effective interest rate equals the rate that discounts the contractual future cash flows to the carrying amount of the financial asset or financial liability.

Interest income and expenses from financial instruments are, with the exceptions described below, classified as "Net interest income".

Interest income and interest expense related to all balance sheet items held at fair value in Markets and Nordea Life & Pensions are classified as "Net result from items at fair value" in the income statement. Also the interest on the net funding of the operations in Markets is recognised on this line.

The interest component in FX swaps, and the interest paid and received in interest rate swaps plus changes in accrued interest, is classified as "Net result from items at fair value", apart for derivatives used for hedging, including economical hedges of Nordea's funding, where such components are classified as "Net interest income".

**Net fee and commission income**

Nordea earns commission income from different services provided to its customers. The recognition of commission income depends on the purpose for which the fees are received. Fees are either recognised as revenue when services are provided or in connection to the execution of a significant act. Fees received in connection to performed services are

## G1

## Accounting policies

recognised as income in the period these services are provided. A loan syndication fee received as payment for arranging a loan, as well as other fees received as payments for certain acts, are recognised as revenue when the act has been completed, i.e. when the syndication has been finalised.

Commission expenses are normally transaction based and recognised in the period when the services are received.

Income from issued financial guarantees and expenses from bought financial guarantees, including fees paid to state guarantees, are amortised over the duration of the instruments and classified as “Fee and commission income” and “Fee and commission expense” respectively.

#### Net result from items at fair value

Realised and unrealised gains and losses on financial instruments measured at fair value through profit or loss are recognised in the item “Net result from items at fair value”.

Realised and unrealised gains and losses derive from:

- Shares/participations and other share-related instruments
- Interest-bearing securities and other interest-related instruments
- Other financial instruments, including credit derivatives as well as commodity instruments/derivatives
- Foreign exchange gains/losses
- Investment properties, which include realised and unrealised income, for instance revaluation gains and losses. This line also includes realised results from disposals as well as the running property yield stemming from the holding of investment properties.

Interest income and interest expense related to all balance sheet items in Markets and Nordea Life & Pensions, including the net funding of the operations in Markets, are classified as “Net result from items at fair value”.

Also the ineffective portion of cash flow hedges and net investment hedges as well as recycled gains and losses on financial instruments classified into the category Available for sale are recognised in “Net result from items at fair value”.

This item also includes realised gains and losses from financial instruments measured at amortised cost, such as interest compensation received and realised gains/losses on buy-backs of issued own debt.

“Net result from items at fair value” includes also losses from counterparty risk on instruments classified into the category Financial assets at fair value through profit or loss as well as impairment on instruments classified into the category Available for sale. However, the fair value adjustments of credit risk on loans granted in accordance with the Danish mortgage finance law (see section 13 “Financial instruments” and Note G42 “Assets and liabilities at fair value”) are reported under “Net loan losses”. Impairment losses from instruments within other categories are recognised in the items “Net loan losses” or “Impairment of securities held as financial non-current assets” (see also the sub-sections “Net loan losses” and “Impairment of securities held as financial non-current assets” below).

Dividends received are recognised in the income statement as “Net result from items at fair value” and classified as “Shares/participations and other share-related instruments” in the note. Income is recognised in the period in which the right to receive payment is established.

The income recognition and descriptions of the lines relating to life insurance are described in section 7 “Income recognition life insurance” below.

#### Profit from companies accounted for under the equity method

The profit from companies accounted for under the equity method is defined as the post-acquisition change in Nordea’s share of net assets in the associated undertakings. Nordea’s share of items accounted for in other comprehensive income in the associated undertakings is accounted for in other comprehensive income in Nordea. Profits from companies accounted for under the equity method are, as stated in section 5 “Principles of consolidation”, reported in the income statement post-taxes. Consequently the tax expense related to these profits is excluded from the income tax expense for Nordea.

Fair values are, at acquisition, allocated to the associated undertaking’s identifiable assets, liabilities and contingent liabilities. Any difference between Nordea’s share of the fair values of the acquired identifiable net assets and the purchase price is goodwill or negative goodwill. Goodwill is included in the carrying amount of the associated undertaking. Subsequently the investment in the associated undertaking increases/decreases with Nordea’s share of the post-acquisition change in net assets in the associated undertaking and decreases through received dividends and impairment. An impairment charge can be reversed in a subsequent period.

The change in Nordea’s share of the net assets is generally based on monthly reporting from the associated undertakings. For some associated undertakings not individually significant the change in Nordea’s share of the net assets is based on the external reporting of the associated undertakings and affects the financial statements of Nordea in the period in which the information is available. The reporting from the associated undertakings is, if applicable, adjusted to comply with Nordea’s accounting policies.

#### Other operating income

Net gains from divestments of shares in group undertakings and associated undertakings and net gains on sale of tangible assets as well as other operating income, not related to any other income line, are generally recognised when it is probable that the benefits associated with the transaction will flow to Nordea and if the significant risks and rewards have been transferred to the buyer (generally when the transactions are finalised).

#### Net loan losses

Impairment losses from financial assets classified into the category Loans and receivables (see section 13 “Financial instruments”), in the items “Loans to central banks”, “Loans to credit institutions” and “Loans to the public” on the balance sheet, are reported as “Net loan losses” together with losses from financial guarantees (including

## G1

## Accounting policies

state guarantees in Denmark). Also the fair value adjustments of credit risk on loans granted in accordance with the Danish mortgage finance law (see section 13 “Financial instruments” and Note G42 “Assets and liabilities at fair value”) are reported under “Net loan losses”. Losses are reported net of any collateral and other credit enhancements. Nordea’s accounting policies for the calculation of impairment losses on loans can be found in section 14 “Loans to the public/credit institutions”.

Counterparty losses on instruments classified into the category Financial assets at fair value through profit or loss, including credit derivatives but apart from loans held at fair value as described above, as well as impairment on financial assets classified into the category Available for sale are reported under “Net result from items at fair value”.

#### Impairment of securities held as financial non-current assets

Impairment on investments in interest-bearing securities, classified into the categories Loans and receivables or Held to maturity, and on investments in associated undertakings are classified as “Impairment of securities held as financial non-current assets” in the income statement. The policies covering impairment of financial assets classified into the categories Loans and receivables and Held to maturity are disclosed in section 13 “Financial instruments” and section 14 “Loans to the public/credit institutions”.

Investments in associated undertakings are assessed for impairment annually. If observable indicators (loss events) indicate that an associated undertaking is impaired, an impairment test is performed to assess whether there is objective evidence of impairment. The carrying amount of the investment in the associate is compared with the recoverable amount (higher of value in use and fair value less cost to sell) and the carrying amount is written down to the recoverable amount if required.

Impairment losses are reversed if the recoverable amount increases. The carrying amount is then increased to the recoverable amount, but cannot exceed the carrying amount that would have been determined had no impairment loss been recognised.

#### 7. Income recognition life insurance

Premiums received, and repayments to policyholders, related to the saving part of the life insurance contracts are reported as increases or decreases of liabilities to policyholders. See further information in section 19 “Liabilities to policyholders”.

The total income from life insurance mainly consists of the following components:

- Cost result
- Insurance risk result
- Risk and performance margin
- Investment return on additional capital in life insurance

The result from these components is, except for the cost result and the risk and performance margin relating to Unit Linked and Investment contracts, included in “Net result from items at fair value”.

The cost result is the result of expense loading from policyholders and is included in the item “Fee and commission income”, together with the risk and performance margin

relating to Unit Linked and Investment contracts. The related expenses are included in the items “Fee and commission expense” and “Operating expenses”. The policyholder’s part of a positive or negative cost result (profit sharing) is included in the note line “Change in technical provisions, Life” within Note G5 “Net result from items at fair value”.

The insurance risk result consists of income from individual risk products and from unbundled life insurance contracts as well as Health and personal accident insurance. The risk premiums are amortised over the coverage period as the provisions are reduced when insurance risk is released. A large part of the unbundled risk result from traditional life insurance is subject to profit sharing, which means that the policyholders receive a part of a net income or a net deficit. The risk income and the risk expenses are presented gross on the lines “Insurance risk income, Life” and “Insurance risk expense, Life” in Note G5 “Net result from items at fair value”. The policyholder’s part of the result is included in the line “Change in technical provisions, Life” in the note.

Gains and losses derived from investments in Nordea Life & Pensions are split on the relevant lines in Note G5 “Net result from items at fair value” as for any other investment in Nordea. The lines include investment return on assets held to cover liabilities to policyholders and return on the additional capital allocated to Nordea Life & Pensions (Shareholders capital in the Nordea Life & Pensions group).

The note line “Change in technical provisions, Life” in Note G5 “Net result from items at fair value” includes:

- Investment returns on assets held to cover liabilities to policyholders (including liabilities from traditional life insurance, unit linked insurance and investment contracts), individually transferred to policyholders’ accounts according to the contracts.
- Additional bonus (discretionary participation feature) to policyholders concerning traditional life insurance contracts or any other transfers to the policyholders to cover a periodical deficit between the investment result and any agreed minimum benefit to the policyholders.
- Risk and performance margin regarding traditional life insurance products according to local allocation rules in each Nordea Life & Pensions unit and according to contracts with policyholders. The recognition of a risk and performance margin in the income statement is mainly conditional on a positive result for traditional life insurance contracts. Risk and performance margins not possible to recognise in the current period due to poor investment results, can, in some countries, partly or wholly be deferred to years with higher returns.
- The policyholders’ part of the cost- and risk result regarding traditional life insurance contracts or unit linked contracts.

The note line “Change in collective bonus potential, Life” in Note G5 “Net result from items at fair value” relates only to traditional life insurance contracts. The line includes policyholders’ share of investment returns not yet individualised. The line includes also additional bonus (discretionary participation feature) and amounts needed to cover a periodical deficit between the investment result and any minimum benefits to the policyholders.



### 8. Recognition and derecognition of financial instruments on the balance sheet

Derivative instruments, quoted securities and foreign exchange spot transactions are recognised on and derecognised (reclassified to the items “Other assets” or “Other liabilities” on the balance sheet between trade date and settlement date) from the balance sheet on the trade date. Other financial instruments are recognised on the balance sheet on settlement date.

Financial assets, other than those for which trade date accounting is applied, are derecognised from the balance sheet when the contractual rights to the cash flows from the financial asset expire or are transferred to another party. The rights to the cash flows normally expire or are transferred when the counterpart has performed by e.g. repaying a loan to Nordea, i.e. on settlement date.

In some cases, Nordea enters into transactions where it transfers assets that are recognised on the balance sheet, but retains either all or a portion of risks and rewards from the transferred assets. If all or substantially all risks and rewards are retained, the transferred assets are not derecognised from the balance sheet. If Nordea’s counterpart can sell or repledge the transferred assets, the assets are reclassified to the item “Financial instruments pledged as collateral” on the balance sheet. Transfers of assets with retention of all or substantially all risks and rewards include e.g. securities lending agreements and repurchase agreements.

Financial liabilities are derecognised from the balance sheet when the liability is extinguished. Normally this occurs when Nordea performs, for example when Nordea repays a deposit to the counterpart, i.e. on settlement date. Financial liabilities under trade date accounting are generally reclassified to “Other liabilities” on the balance sheet on trade date.

For further information, see sections “Securities borrowing and lending agreements” and “Repurchase and reverse repurchase agreements” within 13 “Financial instruments”, as well as Note G45 “Transferred assets and obtained collaterals”.

### 9. Translation of assets and liabilities denominated in foreign currencies

The functional currency of each entity is decided based upon the primary economic environment in which the entity operates. The parent company Nordea Bank AB (publ) uses two functional currencies, SEK and EUR for reporting in consolidated accounts, based on the different activities in the underlying business.

Foreign currency is defined as any currency other than the functional currency of the entity. Foreign currency transactions are recorded at the exchange rate on the date of the transaction. Monetary assets and liabilities denominated in foreign currencies are translated at the exchange rate on the balance sheet date.

Exchange differences arising on the settlement of transactions at rates different from those at the date of the transaction, and unrealised translation differences on unsettled foreign currency monetary assets and liabilities, are recognised in the income statement in the item “Net result from items at fair value”.

Translation differences on financial instruments that are designated hedging instruments in a hedge of a net

investment in a group undertaking are recognised in other comprehensive income, to the extent the hedge is effective. This is performed in order to offset the translation differences affecting other comprehensive income when consolidating the group undertaking into Nordea. Any ineffectiveness is recognised in the income statement in the item “Net result from items at fair value”.

### 10. Hedge accounting

Nordea applies the EU carve out version of IAS 39 for portfolio hedges of both assets and liabilities. The EU carve out macro hedging enables a group of derivatives (or proportions thereof) to be viewed in combination and designated as the hedging instrument and removes some of the limitations in fair value hedge accounting relating to hedging core deposits and under-hedging strategies.

Nordea uses hedge accounting in order to have a symmetrical accounting treatment of the changes in fair value of the hedged item and changes in fair value of the hedging instruments as well as to hedge the exposure to variability in future cash flows and the exposure to net investments in foreign operations.

There are three forms of hedge accounting:

- Fair value hedge accounting
- Cash flow hedge accounting
- Hedges of net investments

#### Fair value hedge accounting

Fair value hedge accounting is used when derivatives are hedging changes in fair value of a recognised asset or liability attributable to a specific risk. The risk of changes in fair value of assets and liabilities in Nordea’s financial statements originates mainly from loans, securities and deposits with a fixed interest rate, causing interest rate risk. Changes in fair value from derivatives as well as changes in fair value of the hedged item attributable to the risks being hedged are recognised separately in the income statement in the item “Net result from items at fair value”. Given an effective hedge, the two changes in fair value will more or less balance, meaning the net result is close to zero. The changes in fair value of the hedged item attributable to the risks hedged with the derivative instrument are reflected in an adjustment to the carrying amount of the hedged item, which is also recognised in the income statement. The fair value change of the hedged items held at amortised cost in a portfolio hedge of interest rate risks is reported separately from the portfolio in the item “Fair value changes of the hedged items in portfolio hedge of interest rate risk” on the balance sheet.

Fair value hedge accounting in Nordea is performed mainly on a portfolio basis. Any ineffectiveness is recognised in the income statement under the item “Net result from items at fair value”.

#### Hedged items

A hedged item in a fair value hedge can be a recognised single asset or liability, an unrecognised firm commitment, or a portion thereof. The hedged item can also be a group of assets, liabilities or firm commitments with similar risk characteristics. Hedged items in Nordea consist of both individual assets or liabilities and portfolios of assets and/or liabilities.

## G1

## Accounting policies

*Hedging instruments*

The hedging instruments used in Nordea are predominantly interest rate swaps and cross currency interest rate swaps, which are always held at fair value. Cash instruments are only used as hedging instruments when hedging currency risk.

**Cash flow hedge accounting**

Cash flow hedge accounting can be used for the hedging of exposure to variations in future interest payments on instruments with variable interest rates and for the hedging of currency exposures. The portion of the gain or loss on the hedging instrument, that is determined to be an effective hedge, is recognised in other comprehensive income and accumulated in the cash flow hedge reserve in equity. The ineffective portion of the gain or loss on the hedging instrument is recycled to the item "Net result from items at fair value" in the income statement.

Gains or losses on hedging instruments recognised in the cash flow hedge reserve in equity through other comprehensive income are recycled and recognised in the income statement in the same period as the hedged item affects profit or loss, normally in the period that interest income or interest expense is recognised.

*Hedged items*

A hedged item in a cash flow hedge can be highly probable floating interest rate cash flows from recognised assets or liabilities or from future assets or liabilities. Nordea uses cash flow hedges when hedging currency risk in future payments of interest and principal in foreign currency.

*Hedging instruments*

The hedging instruments used in Nordea are predominantly cross currency interest rate swaps, which are always held at fair value, where the currency component is designated as a cash flow hedge of currency risk and the interest component as a fair value hedge of interest rate risk.

**Hedges of net investments**

See separate section 9 "Translation of assets and liabilities denominated in foreign currencies".

**Hedge effectiveness**

The application of hedge accounting requires the hedge to be highly effective. A hedge is regarded as highly effective if at inception and throughout its life it can be expected that changes in fair value of the hedged item as regards the hedged risk can be essentially offset by changes in fair value of the hedging instrument. The result should be within a range of 80–125 per cent. When assessing hedge effectiveness retrospectively Nordea measures the fair value of the hedging instruments and compares the change in fair value of the hedging instrument to the change in fair value of the hedged item. The effectiveness measurement is made on a cumulative basis. The hypothetical derivative method is used when measuring the effectiveness of cash flow hedges, meaning that the change in a perfect hypothetical swap is used as proxy for the present value of the cumulative change in expected

future cash flows from the hedged transaction (the currency component).

If the hedge relationship does not fulfil the requirements, hedge accounting is terminated. For fair value hedges the hedging instrument is reclassified to a trading derivative and the change in the fair value of the hedged item, up to the point when the hedge relationship is terminated, is amortised to the income statement on a straight-line basis over the remaining maturity of the hedged item.

In cash flow hedges, changes in the unrealised value of the hedging instrument will prospectively from the last time it was proven effective be accounted for in the income statement. The cumulative gain or loss on the hedging instrument that has been recognised in the cash flow hedge reserve in equity through other comprehensive income from the period when the hedge was effective is reclassified from equity to "Net result from items at fair value" in the income statement if the expected transaction no longer is expected to occur. If the expected transaction no longer is highly probable, but is still expected to occur, the cumulative gain or loss on the hedging instrument that has been recognised in other comprehensive income from the period when the hedge was effective remains in other comprehensive income until the transaction occurs or is no longer expected to occur.

**11. Determination of fair value of financial instruments**

Financial assets and liabilities classified into the categories Financial assets/liabilities at fair value through profit or loss (including derivative instruments) are recorded at fair value on the balance sheet with changes in fair value recognised in the income statement in the item "Net result from items at fair value".

Fair value is defined as the price that at the measurement date would be received to sell an asset or paid to transfer a liability in an orderly transaction between market participants under current market conditions in the principal market for the asset or liability or, in the absence of a principal market, in the most advantageous market for the asset or liability.

The existence of published price quotations in an active market is the best evidence of fair value and when they exist they are used to measure financial assets and financial liabilities. An active market for the asset or liability is a market in which transactions for the asset or liability occur with sufficient frequency and volume to provide pricing information on an on-going basis. The absolute level for liquidity and volume required for a market to be considered active vary with the instrument classes. For some classes low price volatility is seen, also for those instruments within the class where the trade frequency is high. For instruments in such a class the liquidity requirements are lower and, correspondingly, the age limit for the prices used for establishing fair value is higher.

If markets are active or non-active is assessed regularly. The trade frequency and volume are monitored daily.

Nordea is predominantly using published price quotations to establish fair value for items disclosed under the following balance sheet items:

- Interest-bearing securities
- Shares (listed)
- Derivatives (listed)

## G1

## Accounting policies

- Debt securities in issue (issued mortgage bonds in Nordea Kredit Realkreditaktieselskab)

If quoted prices for a financial instrument fail to represent actual and regularly occurring market transactions or if quoted prices are not available, fair value is established by using an appropriate valuation technique. The adequacy of the valuation technique, including an assessment of whether to use quoted prices or theoretical prices, is monitored on a regular basis.

Valuation techniques can range from simple discounted cash flow analysis to complex option pricing models. Valuation models are designed to apply observable market prices and rates as input whenever possible, but can also make use of unobservable model parameters. The adequacy of the valuation model is assessed by measuring its capability to hit market prices. This is done by comparison of calculated prices to relevant benchmark data, e.g. quoted prices from exchanges, the counterparty's valuations, price data from consensus services etc.

Nordea is predominantly using valuation techniques to establish fair value for items disclosed under the following balance sheet items:

- Loans to the public (mortgage loans in Nordea Kredit Realkreditaktieselskab)
- Interest-bearing securities (when quoted prices in an active market are not available)
- Shares (when quoted prices in an active market are not available)
- Derivatives (OTC-derivatives)

For financial instruments, where fair value is estimated by a valuation technique, it is investigated whether the variables used in the valuation model are predominantly based on data from observable markets. By data from observable markets, Nordea considers data that can be collected from generally available external sources and where this data is judged to represent realistic market prices. If non-observable data has a significant impact on the valuation, the instrument cannot be recognised initially at the fair value estimated by the valuation technique and any upfront gains are thereby deferred and amortised through the income statement over the contractual life of the instrument. The deferred upfront gains are subsequently released to income if the non-observable data becomes observable.

Note G42 "Assets and liabilities at fair value" provides a breakdown of fair values of financial instruments measured on the basis of:

- quoted prices in active markets for the same instrument (level 1),
- valuation technique using observable data (level 2), and
- valuation technique using non-observable data (level 3).

The valuation models applied by Nordea are consistent with accepted economic methodologies for pricing financial instruments and incorporate the factors that market participants consider when setting a price.

New valuation models are subject to approval by a Model Risk Management Committee and all models are reviewed on a regular basis.

For further information, see Note G42 "Assets and liabilities at fair value".

## 12. Cash and cash equivalents

Cash and cash equivalents consist of cash and balances with central banks where the following conditions are fulfilled:

- The central bank is domiciled in a country where Nordea is operating under a banking licence
- The balance is readily available at any time

Cash and cash equivalents are financial instruments classified into the category Loans and receivables, see section 13 "Financial instruments".

Loans to credit institutions payable on demand are also recognised as "Cash and cash equivalents" in the cash flow statement together with instruments with central banks that can be resold immediately.

## 13. Financial instruments

### Classification of financial instruments

Each financial instrument has been classified into one of the following categories:

Financial assets:

- Financial assets at fair value through profit or loss:
  - Held for trading
  - Designated at fair value through profit or loss (fair value option)
- Loans and receivables
- Held to maturity
- Available for sale

Financial liabilities:

- Financial liabilities at fair value through profit or loss:
  - Held for trading
  - Designated at fair value through profit or loss (fair value option)
- Other financial liabilities

All financial assets and liabilities are initially measured at fair value. The classification of financial instruments into different categories forms the basis for how each instrument is subsequently measured on the balance sheet and how changes in its value are recognised. In Note G41 "Classification of financial instruments" the classification of the financial instruments on Nordea's balance sheet into different categories is presented.

*Financial assets and financial liabilities at fair value through profit or loss*

Financial assets and financial liabilities at fair value through profit or loss are measured at fair value, excluding transaction costs. All changes in fair values are recognised directly in the income statement in the item "Net result from items at fair value".

The category consists of two sub-categories; Held for trading and Designated at fair value through profit or loss (fair value option).

The sub-category Held for trading mainly contains derivative instruments that are held for trading purposes, interest-bearing securities and shares within Markets and Treasury. It also contains trading liabilities such as short-selling positions and lending in reverse repurchase agreements.

The major parts of the financial assets/liabilities classified into the category Designated at fair value through profit or loss are mortgage loans and related issued bonds in the Danish subsidiary Nordea Kredit Realkreditaktieselskab and interest-bearing securities, shares and investment contracts in Nordea Life & Pensions.

Assets and liabilities in Nordea Kredit Realkreditaktieselskab are classified into the category Designated at fair value through profit or loss to eliminate or significantly reduce an accounting mismatch. When Nordea grants mortgage loans to customers in accordance with the Danish mortgage finance law Nordea at the same time issues bonds with matching terms, so called “match funding”. The customers can repay the loans either through repayments of the principal or by purchasing the issued bonds and return them to Nordea as a settlement of the loan. The bonds play an important part in the Danish money market and Nordea consequently buys and sells own bonds in the market. If the loans and bonds were measured at amortised cost such buy-backs of bonds would give rise to an accounting mismatch as any gains or losses would have to be recognised immediately in the income statement. If such bonds are subsequently sold in the market any premium or discount would be amortised over the expected maturity, which would also create an accounting mismatch. To avoid such an accounting mismatch Nordea measures both the loans and bonds at fair value through profit or loss.

Interest-bearing securities, shares and investment contracts (defined in section 19 “Liabilities to policyholders”) in Nordea Life & Pensions are generally also classified into the category Designated at fair value through profit or loss to eliminate or significantly reduce an accounting mismatch. The investment contracts (unit-linked) are held at fair value and to avoid an accounting mismatch also the related assets are held at fair value. This is valid also for insurance contracts (defined in section 19 “Liabilities to policyholders”) where the assets are generally held at fair value to reduce an accounting mismatch with the liabilities to policyholders that are generally measured at fair value.

Nordea also applies the fair value option on certain financial assets and financial liabilities related to Markets. The classification stems from that Markets is managing and measuring its financial assets and liabilities at fair value. Consequently, the majority of financial assets and financial liabilities in Markets are classified into the categories Financial assets/Financial liabilities at fair value through profit or loss.

#### *Loans and receivables*

Loans and receivables are non-derivative financial assets, with fixed or determinable payments, that are not quoted in an active market. These assets and their impairment are further described in the separate section 14 “Loans to the public/credit institutions”.

#### *Held to maturity*

Financial assets that Nordea has chosen to classify into the category Held to maturity are non-derivative financial assets with fixed or determinable payments and fixed

maturity that Nordea has the positive intent and ability to hold to maturity. Financial assets classified into the category Held to maturity are initially recognised on the balance sheet at the acquisition price, including transaction costs. Subsequent to initial recognition, the instruments within this category are measured at amortised cost. In an amortised cost measurement, the difference between acquisition cost and redemption value is amortised in the income statement over the remaining term using the effective interest rate method.

If more than an insignificant amount of the Held to maturity portfolio is sold or transferred the Held to maturity category is tainted, except for if the sale or transfer either occur close to maturity, after substantially all of the original principal is already collected, or due to an isolated non-recurring event beyond the control of Nordea.

Nordea assesses at each reporting date whether there is any objective evidence that the asset is impaired. If there is such evidence, an impairment loss is recorded. The loss is calculated as the difference between the carrying amount and the present value of estimated future cash flows and is recognised as “Impairment of securities held as financial non-current assets” in the income statement. See section 14 “Loans to the public/credit institutions” for more information on the identification and measurement of objective evidence of impairment, which is applicable also for interest-bearing securities classified into the category Held to maturity.

#### *Available for sale*

Financial instruments classified into the category Available for sale are measured at fair value. Changes in fair values, except for interest, foreign exchange effects and impairment losses, are recognised in the fair value reserve in equity through other comprehensive income. Interest is recognised in the item “Interest income” and foreign exchange effects and impairment losses in the item “Net result from items at fair value” in the income statement.

When an instrument classified into the category Available for sale is disposed of, the fair value changes that previously have been accumulated in the fair value reserve (related to Available for sale investments) in other comprehensive income are removed from equity and recognised in the income statement in the item “Net result from items at fair value”.

Financial assets classified into the category Available for sale are assessed at least annually in order to determine any need for impairment losses. If there is objective evidence of impairment, the accumulated loss that has been recognised in other comprehensive income is removed from equity and recognised as “Net result from items at fair value” in the income statement. The amount of the accumulated loss that is recycled from equity is the difference between the asset’s acquisition cost and current fair value. For equity investments a prolonged or significant decline in the fair value, compared to the acquisition cost, is considered to be objective evidence of impairment. Objective evidence of impairment for a debt instrument is rather connected to a loss event, such as an issuer’s financial difficulty.

## G1

## Accounting policies

*Other financial liabilities*

Financial liabilities, other than those classified into the category Financial liabilities at fair value through profit or loss, are measured at amortised cost. Interest on Other financial liabilities is recognised in the item “Interest expense” in the income statement.

**Hybrid (combined) financial instruments**

Hybrid (combined) financial instruments are contracts containing a host contract and an embedded derivative instrument. Such combinations arise predominantly from the issuance of structured debt instruments, such as issued index-linked bonds.

Index-linked bonds issued by Group Treasury are considered to be part of the funding activities. The zero coupon bond, is measured at amortised cost. The embedded derivatives in those instruments are separated from the host contract and accounted for as stand-alone derivatives at fair value, if the economic characteristics and risks of the embedded derivative are not closely related to the economic characteristics and risks of the host contract, and the embedded derivative meets the definition of a derivative instrument. Changes in fair values, of the embedded derivatives, are recognised in the income statement in the item “Net result from items at fair value”.

Index-linked bonds issued by Markets as part of the trading portfolio are classified into the category Held for trading, and the entire combined instrument, host contract together with the embedded derivative, is measured at fair value through profit or loss. Changes in fair values are recognised in the income statement in the item “Net result from items at fair value”.

**Securities borrowing and lending agreements**

Generally, securities borrowing and securities lending transactions are entered into on a collateralised basis. Unless the risks and rewards of ownership are transferred, the securities are not recognised on or derecognised from the balance sheet. In the cases where the counterpart is entitled to resell or repledge the securities, the securities are reclassified to the balance sheet item “Financial instruments pledged as collateral”.

Securities in securities lending transactions are also disclosed in the item “Assets pledged as security for own liabilities”.

Cash collateral advanced (securities borrowing) to the counterparts is recognised on the balance sheet as “Loans to central banks”, “Loans to credit institutions” or as “Loans to the public”. Cash collateral received (securities lending) from the counterparts is recognised on the balance sheet as “Deposits by credit institutions” or as “Deposits and borrowings from the public”.

**Repurchase and reverse repurchase agreements**

Securities delivered under repurchase agreements and securities received under reverse repurchase agreements are not derecognised from or recognised on the balance sheet. In the cases where the counterpart has the right to resell or repledge the securities, the securities are reclassified to the balance sheet line “Financial instruments pledged as collateral”.

Securities delivered under repurchase agreements are

also disclosed in the item “Assets pledged as security for own liabilities”.

Cash received under repurchase agreements is recognised on the balance sheet as “Deposits by credit institutions” or as “Deposits and borrowings from the public”. Cash delivered under reverse repurchase agreements is recognised on the balance sheet as “Loans to central banks”, “Loans to credit institutions” or as “Loans to the public”.

Additionally, the sale of securities received in reverse repurchase agreements trigger the recognition of a trading liability (short sale).

**Derivatives**

All derivatives are recognised on the balance sheet and measured at fair value. Derivatives with total positive fair values, including any accrued interest, are recognised as assets in the item “Derivatives” on the asset side. Derivatives with total negative fair values, including any accrued interest, are recognised as liabilities in the item “Derivatives” on the liability side.

Realised and unrealised gains and losses from derivatives are recognised in the income statement in the item “Net result from items at fair value”.

**Offsetting of financial assets and liabilities**

Nordea offsets financial assets and liabilities on the balance sheet if there is a legal right to offset, in the ordinary course of business and in case of bankruptcy, and if the intent is to settle the items net or realise the asset and settle the liability simultaneously. This is generally achieved through the central counterparty clearing houses that Nordea has agreements with.

Exchanged traded derivatives are generally accounted for as settled on a daily basis when cash is paid or received and the instrument is reset to market terms. Derivative assets and liabilities against central counterparty clearing houses are, as mentioned above, generally set off on the balance sheet, but net cash collateral received or paid is generally accounted for separately as cash collateral paid (asset) or received (liability), which is also the case for cash collateral paid or received in bilateral OTC derivative transactions.

**14. Loans to the public/credit institutions**

Financial instruments classified as “Loans to the public/credit institutions” (including loans to central banks) on the balance sheet and into the category Loans and receivables are measured at amortised cost (see also the separate section 8 “Recognition and derecognition of financial instruments on the balance sheet” as well as Note G41 “Classification of financial instruments”).

Nordea monitors loans as described in the separate section on Risk, Liquidity and Capital management. Loans attached to individual customers or groups of customers are identified as impaired if the impairment tests indicate an objective evidence of impairment.

Also interest-bearing securities classified into the categories Loans and receivables and Held to maturity are held at amortised cost and the description below is valid also for the identification and measurement of impairment on these assets. Possible impairment losses on interest-

bearing securities classified into the categories Loans and receivables and Held to maturity are recognised as “Impairment of securities held as non-current financial assets” in the income statement.

#### **Impairment test of individually assessed loans**

Nordea tests all loans for impairment on an individual basis. The purpose of the impairment tests is to find out if the loans have become impaired. As a first step in the identification process for impaired loans, Nordea monitors whether there are indicators of impairment (loss event) and whether these loss events represent objective evidence of impairment. More information on the identification of loss events can be found in the Risk, Liquidity and Capital management section.

Loans that are not individually impaired will be transferred to a group of loans with similar risk characteristics for a collective impairment test.

#### **Impairment test of collectively assessed loans**

Loans not impaired on an individual basis are collectively tested for impairment.

These loans are grouped on the basis of similar credit risk characteristics that are indicative of the debtors' ability to pay all amounts due according to the contractual terms. Nordea monitors its portfolio through rating migrations, the credit decision and annual review process supplemented by quarterly risk reviews. Through these processes Nordea identifies loss events indicating incurred losses in a group. A loss event is an event resulting in a deterioration of the expected future cash flows. Only loss events incurred up to the reporting date are included when performing the assessment of the group.

The objective for the group assessment process is to evaluate if there is a need to make a provision due to the fact that a loss event has occurred, which has not yet been identified on an individual basis. This period between the date when the loss event occurred and the date when it is identified on an individual basis is called “Emergence period”. The impairment remains related to the group of loans until the losses have been identified on an individual basis. The identification of the loss is made through a default of the engagement or by other indicators.

For corporate customers and bank counterparts, Nordea uses the existing rating system as a basis when assessing the credit risk. Nordea uses historical data on probability of default to estimate the risk for a default in a rating class. These loans are rated and grouped mostly based on type of industry and/or sensitivity to certain macro parameters, e.g. dependency to oil prices etc.

Personal customers and small corporate customers are monitored through scoring models. These are based mostly on historical data, as default rates and loss rates given a default, and experienced judgement performed by management. Rating and scoring models are described in more detail in the separate section on Risk, Liquidity and Capital management.

The collective assessment is performed through a netting principle, i.e. when rated engagements are up-rated due to estimated increases in cash flows, this improvement will be netted against losses on loans that are down-rated due to estimated decreases in cash-flows. Netting is

only performed within groups with similar risk characteristics where Nordea assesses that the customers' future cash flows are insufficient to serve the loans in full.

#### **Impairment loss**

If the carrying amount of the loans is higher than the sum of the net present value of estimated cash flows (discounted with the original effective interest rate), including the fair value of the collaterals and other credit enhancements, the difference is the impairment loss.

For significant loans that have been individually identified as impaired the measurement of the impairment loss is made on an individual basis.

For insignificant loans that have been individually identified as impaired and for loans not identified as impaired on an individual basis the measurement of the impairment loss is measured using a portfolio based expectation of the future cash flows.

If the impairment loss is not regarded as final, the impairment loss is accounted for on an allowance account representing the accumulated impairment losses. Changes in the credit risk and accumulated impairment losses are accounted for as changes in the allowance account and as “Net loan losses” in the income statement (see also section 6 “Recognition of operating income and impairment”).

If the impairment loss is regarded as final, it is reported as a realised loss and the value of the loan and the related allowance for impairment loss are derecognised. An impairment loss is regarded as final when the obligor is filed for bankruptcy and the administrator has declared the economic outcome of the bankruptcy procedure, or when Nordea forgives its claims either through a legal based or voluntary reconstruction or when Nordea, for other reasons, deem it unlikely that the claim will be recovered.

#### **Discount rate**

The discount rate used to measure impairment is the original effective interest rate for loans attached to an individual customer or, if applicable, to a group of loans. If considered appropriate, the discount rate can be based on a method that results in an impairment that is a reasonable approximation of using the effective interest rate method as basis for the calculation.

#### **Restructured loans**

In this context a restructured loan is defined as a loan where Nordea has granted concessions to the obligor due to its deteriorated financial situation and where this concession has resulted in an impairment loss for Nordea. After a reconstruction the loan is normally regarded as not impaired if it performs according to the new conditions. Concessions made in reconstructions are regarded as loan losses unless Nordea retains the possibility to regain the loan losses incurred. In the event of a recovery the payment is reported as a recovery of loan losses.

#### **Assets taken over for protection of claims**

In a financial reconstruction the creditor may concede loans to the obligor and in exchange for this concession acquire an asset pledged for the conceded loans, shares issued by the obligor or other assets. Assets taken over for

## G1

## Accounting policies

protection of claims are reported on the same balance sheet line as similar assets already held by Nordea. For example a property taken over, not held for Nordea's own use, is reported together with other investment properties.

At initial recognition, all assets taken over for protection of claims are recognised at fair value and the possible difference between the carrying amount of the loan and the fair value of the assets taken over is recognised as "Net loan losses". The fair value of the asset on the date of recognition becomes its cost or amortised cost value, as applicable. In subsequent periods, assets taken over for protection of claims are valued in accordance with the valuation principles for the appropriate type of asset. Investment properties are then measured at fair value. Financial assets that are foreclosed are generally classified into the categories Available for sale or Designated at fair value through profit or loss (fair value option) (see section 13 "Financial instruments") and measured at fair value. Changes in fair values are recognised in other comprehensive income for assets classified into the category Available for sale. For assets classified into the category Designated at fair value through profit or loss, changes in fair value are recognised in the income statement under the line "Net result from items at fair value".

Any change in value, after the initial recognition of the asset taken over, is presented in the income statement in line with the Group's presentation policies for the appropriate asset. "Net loan losses" in the income statement is, after the initial recognition of the asset taken over, consequently not affected by any subsequent remeasurement of the asset.

## 15. Leasing

### Nordea as lessor

#### Finance leases

Nordea's leasing operations mainly comprise finance leases. A finance lease is reported as a receivable from the lessee in the balance sheet item "Loans to the public" at an amount equal to the net investment in the lease. The lease payment, excluding cost of services, is recorded as repayment of principal and interest income. The income allocation is based on a pattern reflecting a constant periodic return on the net investment outstanding in respect of the finance lease.

#### Operating leases

Assets subject to operating leases on the balance sheet are reported in accordance with the nature of the assets, in general as property and equipment. Leasing income is recognised as income on a straight-line basis over the lease term and classified as "Net interest income". The depreciation of the leased assets is calculated on the basis of Nordea's depreciation policy for similar assets and reported as "Depreciation, amortisation and impairment charges of tangible and intangible assets" in the income statement.

### Nordea as lessee

#### Finance leases

Finance leases are recognised as assets and liabilities on the balance sheet at the amount equal to the fair value, or if lower, the present value of the minimum lease payments of the leased assets at the inception of the lease. The assets

are reported in accordance with the nature of the assets. Lease payments are apportioned between finance charge and reduction of the outstanding liability. The finance charge is allocated to periods during the lease term so as to produce a constant periodic rate of interest on the remaining balance of the liability for each period. A finance lease also gives rise to a depreciation expense for the leased asset. The depreciation policy is consistent with that of the assets in own use. Impairment testing of leased assets is performed following the same principles as for similar owned assets.

#### Operating leases

Operating leases are not recognised on Nordea's balance sheet. For operating leases the lease payments are recognised as expenses in the income statement on a straight-line basis over the lease term unless another systematic way better reflects the time pattern of Nordea's benefit. The original lease terms normally range between 3 to 25 years.

Operating leasing is mainly related to office premises contracts and office equipment contracts normal to the business.

The central district properties in Finland, Norway and Sweden that Nordea has divested are leased back. The duration of the lease agreements was initially 3-25 years with renewal options. The lease agreements include no transfers of ownerships of the asset by the end of the lease term, nor any economic benefits from appreciation in value of the leased property. In addition, the lease term is not for the major part of the assets' economic life. These leases are thus classified as operating leases. The rental expense for these premises is recognised on the basis of the time-pattern of Nordea's economic benefit which differs from the straight-line basis and better resembles an ordinary rental arrangement.

#### Embedded leases

Agreements can contain a right to use an asset in return for a payment, or a series of payments, although the agreement is not in the legal form of a leasing contract. If applicable, these assets are separated from the contract and accounted for as leased assets.

## 16. Intangible assets

Intangible assets are identifiable, non-monetary assets without physical substance. The assets are under Nordea's control, which means that Nordea has the power and rights to obtain the future economic benefits flowing from the underlying resource. The intangible assets in Nordea mainly consist of goodwill, IT-development/computer software and customer related intangible assets.

### Goodwill

Goodwill represents the excess of the cost of an acquisition over the fair value of Nordea's share of net identifiable assets of the acquired group undertaking/associated undertaking at the date of acquisition. Goodwill on acquisition of group undertakings is included in "Intangible assets". Goodwill on acquisitions of associates is not recognised as a separate asset, but included in "Investments in associated undertakings". Goodwill is tested annually

## G1

## Accounting policies

for impairment or more frequently if events or changes in circumstances indicate that it might be impaired. Goodwill is carried at cost less accumulated impairment losses. Impairment losses on goodwill cannot be reversed in subsequent periods. Goodwill related to associated undertakings is not tested for impairment separately, but included in the total carrying amount of the associated undertakings. The policies covering impairment testing of associated undertakings is disclosed in section 6 “Recognition of operating income and impairment”.

**IT-development/Computer software**

Costs associated with maintaining computer software programs are expensed as incurred. Costs directly associated with major software development investments, with a useful life of three years or more and the ability to generate future economic benefits, are recognised as intangible assets. These costs include software development staff costs and overhead expenditures directly attributable to preparing the asset for use. Computer software includes also acquired software licenses not related to the function of a tangible asset.

Amortisation is calculated on a straight-line basis over the useful life of the software, generally a period of 3 to 10 years.

**Customer related intangible assets**

In business combinations a portion of the purchase price is normally allocated to a customer related intangible asset, if the asset is identifiable and under Nordea’s control. An intangible asset is identifiable if it arises from contractual or legal rights, or could be separated from the entity and sold, transferred, licenced, rented or exchanged. The asset is amortised over its useful life, generally over 10 years.

**Impairment**

Goodwill is not amortised but tested for impairment annually irrespective of any indications of impairment. Impairment testing is also performed more frequently if required due to any indication of impairment. The impairment charge is calculated as the difference between the carrying amount and the recoverable amount.

At each balance sheet date, all intangible assets with definite useful lives are reviewed for indications of impairment. If such indications exist, an analysis is performed to assess whether the carrying amount of the intangible asset is fully recoverable.

The recoverable amount is the higher of fair value less costs to sell and the value in use of the asset or the cash-generating unit, which is defined as the smallest identifiable group of assets that generates largely independent cash flows in relation to other assets. For goodwill, the cash generating units are defined as the operating segments. The value in use is the present value of the cash flows expected to be realised from the asset or the cash-generating unit. The cash flows are assessed based on the asset or cash-generating unit in its current condition and discounted at a rate based on the long-term risk free interest rate plus a risk premium (post tax). If the recoverable amount is less than the carrying amount, an impairment loss is recognised. See Note G20 “Intangible assets” for more information on the impairment testing.

**17. Property and equipment**

Property and equipment includes own-used properties, leasehold improvements, IT equipment, furniture and other equipment. Items of property and equipment are measured at cost less accumulated depreciation and accumulated impairment losses. The cost of an item of property and equipment comprise its purchase price, as well as any directly attributable costs of bringing the asset to the working condition for its intended use. When parts of an item of property and equipment have different useful lives, they are accounted for as separate items.

Property and equipment is depreciated on a straight-line basis over the estimated useful life of the assets. The estimates of the useful life of different assets are reassessed on a yearly basis. Below follows the current estimates:

Buildings	30–75 years
Equipment	3–5 years
Leasehold improvements	Changes within buildings the shorter of 10 years and the remaining leasing term. New construction the shorter of the principles used for owned buildings and the remaining leasing term. Fixtures installed in leased properties are depreciated over the shorter of 10–20 years and the remaining leasing term.

At each balance sheet date, Nordea assesses whether there is any indication that an item of property and equipment may be impaired. If any such indication exists, the recoverable amount of the asset is estimated and any impairment loss is recognised.

Impairment losses are reversed if the recoverable amount increases. The carrying amount is then increased to the recoverable amount, but cannot exceed the carrying amount that would have been determined had no impairment loss been recognised.

**18. Investment property**

Investment properties are primarily properties held to earn rent and/or capital appreciation. The majority of the properties in Nordea are attributable to Nordea Life & Pensions. Nordea applies the fair value model for subsequent measurement of investment properties. The best evidence of a fair value is normally given by quoted prices in an active market for similar properties in the same location and condition. As these prices are rarely available discounted cash flow projection models based on reliable estimates of future cash flows are also used.

Net rental income, gains and losses as well as fair value adjustments are recognised directly in the income statement as “Net result from items at fair value”.

**19. Liabilities to policyholders**

Liabilities to policyholders include obligations according to insurance contracts and investment contracts with policyholders.

An insurance contract is defined as “a contract under which one party (the insurer) accepts significant insurance



## G1

## Accounting policies

risks from another party (the policyholder) by agreeing to compensate the policyholder if a specified uncertain future event (the insured event) adversely affects the policyholder”.

Investment contracts are contracts with policyholders that have the legal form of insurance contracts but where the insurance risk transfer has been assessed to be insignificant.

The insurance risk is generally calculated as the risk sum payable as a percentage of the reserve behind the contract at the beginning of the contract period. It is Nordea’s assessment that a risk percentage of five or higher is a significant insurance risk.

The contracts can be divided into the following classes:

- Insurance contracts:
  - Traditional life insurance contracts with and without discretionary participation feature
  - Unit-Linked contracts with significant insurance risk
  - Health and personal accident
- Investment contracts:
  - Investment contracts with discretionary participation feature
  - Investment contracts without discretionary participation feature

#### Insurance contracts

The measurement principles under local GAAP have been maintained consequently resulting in a non-uniform accounting policies method on consolidation.

Traditional life insurance provisions represent consolidated provisions for all the companies in Nordea Life & Pensions, including companies in Sweden, Norway, Finland, Denmark, Poland, Luxembourg, Isle of Man, Estonia and Lithuania.

In Denmark, Sweden and Finland the measurements are prepared by calculating the present value of future benefits, to which the policyholders are entitled. The calculation includes assumptions about market consistent discounting rates as well as expenses and life risk. The discount rate is based on the liabilities’ current term. In Denmark, the provision, in addition, includes bonus potential on paid policies and on future premiums.

In Norway the provisions are mainly calculated on the basis of a prospective method. The discount rate used is equal to the original tariff rates and assumptions about expenses and risk.

The accounting policy for each company is based on the local structure of the business and is closely related to solvency rules and national regulation concerning profit sharing and other requirements about collective bonus potential.

Unit-Linked contracts represent life insurance provisions relating to Unit-Linked policies written either with or without an investment guarantee. Unit-Linked contracts classified as insurance contracts include the same insurance risk elements as traditional insurance contracts. These contracts are mainly recognised and measured at fair value on the basis of:

- the fair value of the assets linked to the Unit-Linked contracts, and
- the estimated present value of the insurance risk which is calculated in the same way as traditional insurance contracts considering the impact on every risk element included in the cash flows.

Health and personal accident provisions include premium reserves and claims outstanding. This item is recognised and measured on deferred basis in the same way as general insurance contracts.

#### Investment contracts

Investment contracts are contracts with policyholders, which do not transfer sufficient insurance risk to be classified as insurance contracts.

However, investment contracts with discretionary participation features are, in line with IFRS 4, accounted for as insurance contracts using local accounting principles. Nordea Life & Pension has only a small number of these contracts.

Investment contracts without discretionary participation features are recognised and measured at fair value in accordance with IAS 39 “Financial Instruments: Recognition and Measurement”, equal to fair value of the assets linked to these contracts. These assets are classified into the category Designated at fair value through profit or loss to eliminate or significantly reduce an accounting mismatch.

#### Discretionary participating features (DPF)

Some traditional life insurance contracts and investment contracts include a contractual right for the policyholder to receive significant benefits in addition to guaranteed benefits. Nordea has discretion to pay these additional benefits as bonus on risk result, expense result and interest rate. These DPF-contracts (Collective bonus potential) are classified as liabilities on the balance sheet.

Collective bonus potential includes amounts allocated but not attributed to the policyholders. In Finland, collective bonus potential includes the policyholder’s part of the total unrealised investment gains and bonus potential on paid policies and future premiums (the difference between retrospective and market consistent prospective measurement principles of the insurance contracts). In Norway, collective bonus potential includes the policyholder’s part of both the total unrealised investment gains and additional reserves. In Sweden and Denmark, the main valuation principle is fair value (insurance contracts). The policyholder’s part of both realised and unrealised investment gains is therefore included on the balance sheet representing either “Change in technical provisions, Life” and/or “Change in collective bonus potentials, Life”, depending on whether the investment result is allocated or not. Both the mentioned lines are included on the balance sheet line “Liabilities to policyholders”.

#### Liability adequacy test

The adequacy of insurance provisions is assessed at each reporting date to ensure that the carrying amount of the liabilities is higher than the best estimate of future cash flows discounted with current interest rates. If needed, additional provisions are accounted for and recognised in the income statement.

#### 20. Taxes

The item “Income tax expense” in the income statement comprises current- and deferred income tax. The income tax expense is recognised in the income statement, except to the extent the tax effect relates to items recognised in other comprehensive income or directly in equity, in

which case the tax effect is recognised in other comprehensive income or in equity respectively.

Current tax is the expected tax expense on the taxable income for the year, using tax rates enacted or substantively enacted at the reporting date, and any adjustment to tax payable in respect of previous years.

Deferred tax assets and liabilities are recognised, using the balance sheet method, for temporary differences between the carrying amounts of assets and liabilities for financial reporting purposes and the amounts used for taxation purposes. Deferred tax assets are recognised for the carry forward of unused tax losses and unused tax credits. Deferred tax is not recognised for temporary differences arising on initial recognition of assets or liabilities in a transaction that is not a business combination and that affects neither accounting nor taxable profit, nor for differences relating to investments in group undertakings and associated undertakings to the extent that it is probable that they will not reverse in the foreseeable future. In addition, deferred tax is not recognised for taxable temporary differences arising on the initial recognition of goodwill.

Deferred tax is measured at the tax rates that are expected to be applied to the temporary differences when they reverse, based on the laws that have been enacted or substantively enacted at the reporting date. Deferred tax assets and liabilities are not discounted. A deferred tax asset is recognised only to the extent that it is probable that future taxable profits will be available against which the temporary differences, tax losses carry forward and unused tax credits can be utilised. Deferred tax assets are reviewed at each reporting date and are reduced to the extent that it is no longer probable that the related tax benefit will be realised.

Current tax assets and current tax liabilities are offset when the legal right to offset exists and Nordea intends to either settle the tax asset and the tax liability net or to recover the asset and settle the liability simultaneously. Deferred tax assets and deferred tax liabilities are generally offset if there is a legally enforceable right to offset current tax assets and current tax liabilities.

## 21. Earnings per share

Basic earnings per share is calculated by dividing the profit or loss attributable to shareholders of Nordea Bank AB (publ) by the weighted average number of ordinary shares outstanding during the period.

Diluted earnings per share is determined by adjusting the weighted average number of ordinary shares outstanding for the effects of all dilutive potential ordinary shares, consisting of rights to performance shares in the long term incentive programmes.

The potential ordinary shares are only considered to be dilutive, on the balance sheet date, if all performance conditions are fulfilled and if a conversion to ordinary shares would decrease earnings per share. The rights are furthermore considered dilutive only when the exercise price, with the addition of future services, is lower than the period's average share price.

## 22. Employee benefits

All forms of consideration given by Nordea to its employees as compensation for services performed are employee

benefits. Short-term benefits are to be settled within twelve months after the reporting period when the services have been performed. Post-employment benefits are benefits payable after the termination of the employment. Post-employment benefits in Nordea consist only of pensions. Termination benefits normally arise if an employment is terminated before the normal retirement date, or if an employee accepts an offer of voluntary redundancy.

### Short-term benefits

Short term benefits consist mainly of fixed and variable salary. Both fixed and variable salaries are expensed in the period when the employees have performed services to Nordea. Nordea has also issued share-based payment programmes, which are further described in section 25 "Share-based payment".

More information can be found in Note G7 "Staff costs".

### Post-employment benefits

#### *Pension plans*

The companies within Nordea have various pension plans, consisting of both defined benefit pension plans and defined contribution pension plans, reflecting national practices and conditions in the countries where Nordea operates. Defined benefit pension plans are predominantly sponsored in Sweden, Norway and Finland. The major defined benefit pension plans are funded schemes covered by assets in pension funds/foundations. If the fair value of plan assets, associated with a specific pension plan, is lower than the gross present value of the defined benefit obligation, the net amount is recognised as a liability ("Retirement benefit liabilities"). If not, the net amount is recognised as an asset ("Retirement benefit assets"). Non-funded pension plans are recognised as "Retirement benefit liabilities".

Most pensions in Denmark, but also plans in other countries, are based on defined contribution arrangements that hold no pension liability for Nordea. All defined benefit pension plans are closed for new employees. Nordea also contributes to public pension systems.

#### *Pension costs*

Obligations for defined contribution pension plans are recognised as an expense as the employee renders services to the entity and the contribution payable in exchange for that service becomes due. Nordea's net obligation for defined benefit pension plans is calculated separately for each plan by estimating the amount of future benefit that employees have earned for their service in the current and prior periods. That benefit is discounted to determine its present value. Actuarial calculations are applied to assess the present value of defined benefit obligations and related costs, based on several actuarial and financial assumptions (as disclosed in Note G33 "Retirement benefit obligations").

When establishing the present value of the obligation and the fair value of any plan assets, actuarial gains and losses may arise as a result of changes in actuarial assumptions and experience effects (actual outcome compared to assumptions). The actuarial gains and losses are recognised immediately in equity through other comprehensive income.

## G1

## Accounting policies

When the calculation results in a benefit the recognised asset is limited to the present value of any future refunds from the plan or reductions in future contributions to the plan.

Social security contribution is calculated and accounted for based on the net recognised surplus or deficit by plan and is included on the balance sheet as “Retirement benefit liabilities” or “Retirement benefit assets”.

#### *Discount rate in defined benefit pension plans*

The discount rate is determined by reference to high quality corporate bonds, where a deep enough market for such bonds exists. Covered bonds are in this context considered to be corporate bonds. In countries where no such market exists the discount rate is determined by reference to government bond yields. In Sweden, Norway and Denmark the discount rate is determined with reference to covered bonds and in Finland with reference to corporate bonds.

#### **Termination benefits**

As mentioned above termination benefits normally arise if an employment is terminated before the normal retirement date, or if an employee accepts an offer of voluntary redundancy. Termination benefits do not arise if the employees have to continue performing services and the termination benefits can be considered to be normal compensation for those services.

Termination benefits are expensed when Nordea has an obligation to make the payment. An obligation arises when there is a formal plan committed to on the appropriate organisational level and when Nordea is without realistic possibility of withdrawal, which normally occurs when the plan has been communicated to the group affected or to their representatives.

Termination benefits can include both short-term benefits, for instance a number of months' salary, and post-employment benefits, normally in the form of early retirement. Short-term benefits are classified as “Salaries and remuneration” and post-employment benefits as “Pension costs” in Note G7 “Staff costs”.

#### **23. Equity**

##### **Non-controlling interests**

Non-controlling interests comprise the portion of net assets of group undertakings not owned directly or indirectly by Nordea Bank AB (publ).

For each business combination, Nordea measures the non-controlling interests in the acquiree either at fair value or at their proportionate share of the acquiree's identifiable net assets.

##### **Share premium reserve**

The share premium reserve consists of the difference between the subscription price and the quota value of the shares in Nordea's rights issue. Transaction costs in connection to the rights issue have been deducted.

##### **Other reserves**

Other reserves comprise income and expenses, net after tax effects, which are reported in equity through other comprehensive income. These reserves include fair value

reserves for cash flow hedges, financial assets classified into the category Available for sale and accumulated remeasurements of defined benefit pension plans, as well as a reserve for translation differences.

##### **Retained earnings**

Apart from undistributed profits from previous years, retained earnings include the equity portion of untaxed reserves. Untaxed reserves according to national rules are accounted for as equity net of deferred tax at prevailing tax rates in the respective country.

In addition, Nordea's share of the earnings in associated undertakings, after the acquisition date, that have not been distributed is included in retained earnings.

##### **Treasury shares**

Treasury shares are not accounted for as assets. Acquisitions of treasury shares are classified as deductions of “Retained earnings” on the balance sheet. Also own shares in trading portfolios are classified as treasury shares. Divested treasury shares are recognised as an increase of “Retained earnings”.

Contracts on Nordea shares that can be settled net in cash are either financial assets or financial liabilities.

#### **24. Financial guarantee contracts and credit commitments**

Upon initial recognition, premiums received in issued financial guarantee contracts and credit commitments are recognised as prepaid income on the balance sheet. The guarantees and irrevocable credit commitments are subsequently measured, and recognised as a provision on the balance sheet, at the higher of either the received fee less amortisation, or an amount calculated as the discounted best estimate of the expenditure required to settle the present obligation. Changes in provisions are recognised in the income statement in the item “Net loan losses”.

Premiums received for financial guarantees are, as stated in section 6 “Recognition of operating income and impairment”, amortised over the guarantee period and recognised as “Fee and commission income” in the income statement. Premiums received on credit commitments are generally amortised over the loan commitment period. The contractual amounts are recognised off-balance sheet, financial guarantees in the item “Contingent liabilities” and irrevocable credit commitments in the item “Credit commitments”.

#### **25. Share-based payment**

##### **Equity-settled programmes**

Nordea has annually issued Long Term Incentive Programmes from 2007 through 2012. Employees participating in these programmes are granted share-based equity-settled rights, i.e. rights to receive shares for free or to acquire shares in Nordea at a significant discount compared to the share price at grant date. The value of such rights is expensed. The expense is based on the estimated fair value of each right at grant date. The total fair value of these rights is determined based on the group's estimate of the number of rights that will eventually vest, which is reassessed at each reporting date. The fair value is expensed on a straight-line basis over the vesting period.

## G1

## Accounting policies

The vesting period is the period that the employees have to remain in service in Nordea in order for their rights to vest. Market performance conditions in D-rights/Performance Share II are reflected as a probability adjustment to the initial estimate of fair value at grant date. There is no adjustment (true-up) for differences between estimated and actual vesting due to market conditions.

Social security costs are also allocated over the vesting period, in accordance with statement UFR 7 issued by the Swedish Financial Reporting Board: "IFRS 2 and social security contributions for listed enterprises". The provision for social security costs is reassessed on each reporting date to ensure that the provision is based on the rights' fair value at the reporting date.

For more information see Note G7 "Staff costs".

#### Cash-settled programmes

Nordea has to defer payment of variable salaries under Nordic FSA's regulations and general guidelines, as is also the case with the Executive Incentive Programme (EIP). The deferred amounts are to some extent indexed using Nordea's TSR (Total Shareholders' Return) and these "programmes" are cash-settled share-based programmes. These programmes are fully vested when the payments of variable salaries are initially deferred and the fair value of the obligation is remeasured on a continuous basis. The remeasurements are, together with the related social charges, recognised in the income statement in the item "Net result from items at fair value".

For more information see Note G7 "Staff costs".

#### 26. Related party transactions

Nordea defines related parties as:

- Shareholders with significant influence
- Group undertakings
- Associated undertakings
- Key management personnel
- Other related parties

All transactions with related parties are made on an arm's length basis.

#### Shareholders with significant influence

Shareholders with significant influence are shareholders that have the power to participate in the financial and operating decisions of Nordea but do not control those policies.

#### Group undertakings

For the definition of group undertakings see section 5 "Principles of consolidation". Further information on the undertakings included in the Nordea Group is found in Note P21 "Investments in group undertakings".

Group internal transactions between legal entities are performed according to arm's length principles in conformity with OECD requirements on transfer pricing. These transactions are eliminated in the consolidated accounts.

#### Associated undertakings

For the definition of Associated undertakings see section 5 "Principles of consolidation".

Further information on the associated undertakings included in the Nordea Group is found in Note G19 "Investments in associated undertakings".

#### Key management personnel

Key management personnel includes the following positions:

- The Board of Directors
- The Chief Executive Officer (CEO)
- The Group Executive Management (GEM)

For information about compensation, pensions and other transactions with key management personnel, see Note G7 "Staff costs".

#### Other related parties

Other related parties comprise close family members to individuals in key management personnel. Other related parties also include companies significantly influenced by key management personnel in Nordea Group as well as companies significantly influenced by close family members to these key management personnel. Other related parties also include Nordea's pension foundations.

Information concerning transactions between Nordea and other related parties is found in Note G48 "Related-party transactions".

#### 27. Exchange rates

	Jan-Dec 2013	Jan-Dec 2012
<b>EUR 1 = SEK</b>		
Income statement (average)	8.6524	8.7052
Balance sheet (at end of period)	8.8591	8.5820
<b>EUR 1 = DKK</b>		
Income statement (average)	7.4579	7.4438
Balance sheet (at end of period)	7.4593	7.4610
<b>EUR 1 = NOK</b>		
Income statement (average)	7.8091	7.4758
Balance sheet (at end of period)	8.3630	7.3483
<b>EUR 1 = PLN</b>		
Income statement (average)	4.1969	4.1836
Balance sheet (at end of period)	4.1543	4.0740
<b>EUR 1 = RUB</b>		
Income statement (average)	42.3269	39.9253
Balance sheet (at end of period)	45.3246	40.3295

## G2

## Segment reporting

**Operating segments****Basis of segmentation**

Financial results are presented for the three main business areas Retail Banking, Wholesale Banking and Wealth Management, with further breakdown on operating segments, and for the operating segment Group Corporate Centre. Other operating segments below the quantitative thresholds in IFRS 8 are included in Other operating segments. Group functions and eliminations as well as the result that is not fully allocated to any of the operating segments, are shown separately as reconciling items.

Compared with the 2012 Annual Report changes in the basis of segmentation have been made following the divestment of Nordea's Polish operations. The divested operations are excluded from the reporting to the Chief Operating Decision Maker (CODM) and are consequently not part of the segment reporting in Note G2. The impact from the divested operations can be found in Note G44. Comparative figures have been restated accordingly.

The main business area Wealth Management has in addition been separated from Other operating segments and further broken down on reportable operating segments. Comparative figures have been restated accordingly.

**Reportable Operating segments**

Retail Banking conducts a full service banking operation and offers a wide range of products. It is Nordea's largest customer area and serves household customers and corporate customers in the Nordic markets (Retail Banking Nordic) as well as the Baltic countries (Retail Banking Baltic). Wholesale Banking provides banking and other financial solutions to large Nordic and international corporate, institutional and public companies. The divi-

sion Corporate & Institutional Banking is a customer oriented organisation serving the largest globally operating corporates. This division is also responsible for Nordea's customers within the financial sector, and offers single products such as funds and equity products as well as consulting services within asset allocation and fund sales. The division Shipping, Offshore & Oil Services is responsible for Nordea's customers within the shipping, offshore and oil services industries and provides tailor made solutions and syndicated loan transactions. Nordea Bank Russia offers a full range of bank services to corporate and private customers in Russia. Capital Markets unallocated includes the result in Capital Markets which is not allocated to the main business areas. Wealth management provides high quality investment, savings and risk management products. It also manages customers' assets and gives financial advice to affluent and high net worth individuals as well as to institutional investors. The division Private Banking provides wealth planning, full-scale investment advice, credit, and estate planning services to wealthy individuals, businesses and their owners, trusts and foundations. The division Asset Management is responsible for all actively managed investment products including internally managed investment funds and mandates as well as selected externally managed funds, and for serving the institutional asset management customers. Life & Pensions serves Nordea's Retail Private Banking and corporate customers with a full range of pension, endowment and risk products as well as tailor-made advice for bank distribution. Life & Pensions unallocated includes the result in Life & Pensions which is not allocated to the main business areas. Group Corporate Centre's main objective is to manage the Group's funding and to support the management and control of the Nordea Group. The main income in Group Corporate Centre originates from Group Treasury.

<b>Income statement 2013, EURm</b>	Retail Banking	Wholesale Banking	Wealth Management	Group Corporate Centre	Other Operating segments	Total operating segments	Reconciliation	Total Group
Net interest income	3,859	1,150	133	360	44	5,546	-21	5,525
Net fee and commission income	1,523	576	577	-10	0	2,666	-24	2,642
Net result from items at fair value	331	917	355	57	-6	1,654	-115	1,539
Profit from associated undertakings accounted for under the equity method	35	—	—	0	0	35	44	79
Other income	66	3	25	9	-1	102	4	106
<b>Total operating income</b>	<b>5,814</b>	<b>2,646</b>	<b>1,090</b>	<b>416</b>	<b>37</b>	<b>10,003</b>	<b>-112</b>	<b>9,891</b>
- of which internal transactions <sup>1</sup>	-1,619	-295	27	1,933	-46	—	—	—
Staff costs	-1,379	-800	-489	-224	-7	-2,899	-79	-2,978
Other expenses	-1,672	-78	-127	-1	-2	-1,880	45	-1,835
Depreciation, amortisation and impairment charges of tangible and intangible assets	-104	-36	-20	-47	0	-207	-20	-227
<b>Total operating expenses</b>	<b>-3,155</b>	<b>-914</b>	<b>-636</b>	<b>-272</b>	<b>-9</b>	<b>-4,986</b>	<b>-54</b>	<b>-5,040</b>
<b>Profit before loan losses</b>	<b>2,659</b>	<b>1,732</b>	<b>454</b>	<b>144</b>	<b>28</b>	<b>5,017</b>	<b>-166</b>	<b>4,851</b>
Net loan losses	-498	-262	-3	0	0	-763	28	-735
<b>Operating profit</b>	<b>2,161</b>	<b>1,470</b>	<b>451</b>	<b>144</b>	<b>28</b>	<b>4,254</b>	<b>-138</b>	<b>4,116</b>
Income tax expense	-566	-387	-107	-33	-14	-1,107	98	-1,009
<b>Net profit for the year from continuing operations</b>	<b>1,595</b>	<b>1,083</b>	<b>344</b>	<b>111</b>	<b>14</b>	<b>3,147</b>	<b>-40</b>	<b>3,107</b>
<b>Balance sheet 31 Dec 2013, EURbn</b>								
Loans to the public <sup>2</sup>	224	61	9	—	—	294	48	342
Deposits and borrowings from the public <sup>2</sup>	110	43	11	—	—	164	37	201

## G2 Segment reporting, cont.

<b>Income statement, 2012 EURm</b>	Retail Banking	Wholesale Banking	Wealth Management	Group Corporate Centre	Other Operating segments	Total operating segments	Reconciliation	Total Group
Net interest income	3,832	1,170	134	417	23	5,576	-13	5,563
Net fee and commission income	1,519	542	435	-13	0	2,483	-15	2,468
Net result from items at fair value	292	1,065	426	83	2	1,868	-94	1,774
Profit from associated undertakings accounted for under the equity method	41	—	—	-1	0	40	53	93
Other income	64	12	24	96	0	196	-96	100
<b>Total operating income</b>	<b>5,748</b>	<b>2,789</b>	<b>1,019</b>	<b>582</b>	<b>25</b>	<b>10,163</b>	<b>-165</b>	<b>9,998</b>
- of which internal transactions <sup>1</sup>	-2,100	-386	32	2,562	-108	—	—	—
Staff costs	-1,384	-792	-473	-215	-6	-2,870	-119	-2,989
Other expenses	-1,697	-102	-127	-36	-6	-1,968	160	-1,808
Depreciation, amortisation and impairment charges of tangible and intangible assets	-108	-39	-25	-56	0	-228	-39	-267
<b>Total operating expenses</b>	<b>-3,189</b>	<b>-933</b>	<b>-625</b>	<b>-307</b>	<b>-12</b>	<b>-5,066</b>	<b>2</b>	<b>-5,064</b>
<b>Profit before loan losses</b>	<b>2,559</b>	<b>1,856</b>	<b>394</b>	<b>275</b>	<b>13</b>	<b>5,097</b>	<b>-163</b>	<b>4,934</b>
Net loan losses	-614	-315	-2	0	0	-931	36	-895
<b>Operating profit</b>	<b>1,945</b>	<b>1,541</b>	<b>392</b>	<b>275</b>	<b>13</b>	<b>4,166</b>	<b>-127</b>	<b>4,039</b>
Income tax expense	-556	-442	96	-61	-4	-1,159	189	-970
<b>Net profit for the year from continuing operations</b>	<b>1,389</b>	<b>1,099</b>	<b>296</b>	<b>214</b>	<b>9</b>	<b>3,007</b>	<b>62</b>	<b>3,069</b>
<b>Balance sheet 31 Dec 2012, EURbn</b>								
Loans to the public <sup>2</sup>	224	66	8	—	—	298	48	346
Deposits and borrowings from the public <sup>2</sup>	109	46	11	—	—	166	35	201

1) IFRS 8 requires information on revenues from transactions between operating segments. Nordea has defined inter-segment revenues as internal interest income and expense related to the funding of the operating segments by the internal bank in Group Corporate Centre.

2) The volumes are only disclosed separate for operating segments if separately reported to the Chief Operating Decision Maker

### Break-down of Retail Banking

<b>Income statement, EURm</b>	Retail Banking Nordic <sup>1</sup>		Retail Banking Baltic <sup>2</sup>		Retail Banking Other <sup>3</sup>		Total Retail Banking	
	2013	2012	2013	2012	2013	2012	2013	2012
Net interest income	3,822	3,704	130	120	-93	8	3,859	3,832
Net fee and commission income	1,498	1,489	43	43	-18	-13	1,523	1,519
Net result from items at fair value	339	306	-3	-1	-5	-13	331	292
Profit from associated undertakings accounted for under the equity method	32	37	0	0	3	4	35	41
Other income	33	18	1	2	32	44	66	64
<b>Total operating income</b>	<b>5,724</b>	<b>5,554</b>	<b>171</b>	<b>164</b>	<b>-81</b>	<b>30</b>	<b>5,814</b>	<b>5,748</b>
- of which internal transactions	-1,558	-1,968	-44	-51	-17	-81	-1,619	-2,100
Staff costs	-984	-986	-25	-24	-370	-374	-1,379	-1,384
Other expenses	-1,981	-1,990	-59	-52	368	345	-1,672	-1,697
Depreciation, amortisation and impairment charges of tangible and intangible assets	-46	-43	-1	-2	-57	-63	-104	-108
<b>Total operating expenses</b>	<b>-3,011</b>	<b>-3,019</b>	<b>-85</b>	<b>-78</b>	<b>-59</b>	<b>-92</b>	<b>-3,155</b>	<b>-3,189</b>
<b>Profit before loan losses</b>	<b>2,713</b>	<b>2,535</b>	<b>86</b>	<b>86</b>	<b>-140</b>	<b>-62</b>	<b>2,659</b>	<b>2,559</b>
Net loan losses	-447	-563	-40	-29	-11	-22	-498	-614
<b>Operating profit</b>	<b>2,266</b>	<b>1,972</b>	<b>46</b>	<b>57</b>	<b>-151</b>	<b>-84</b>	<b>2,161</b>	<b>1,945</b>
Income tax expense	-585	-559	-15	-13	34	16	-566	-556
<b>Net profit for the year from continuing operations</b>	<b>1,681</b>	<b>1,413</b>	<b>31</b>	<b>44</b>	<b>-117</b>	<b>-68</b>	<b>1,595</b>	<b>1,389</b>
<b>Balance sheet, EURbn</b>								
Loans to the public	217	217	7	7	—	—	224	224
Deposits and borrowings from the public	107	106	3	3	—	—	110	109

1) Retail Banking Nordic includes banking operations in Denmark, Finland, Norway and Sweden.

2) Retail Banking Baltic includes banking operations in Estonia, Latvia and Lithuania.

3) Retail Banking Other includes the support areas Development & Projects, Distribution, Segments, Products and IT.

G2

## Segment reporting, cont.

## Break-down of Wholesale Banking

Income statement, EURm	Corporate & Institutional Banking		Shipping, Offshore & Oil Services		Nordea Bank Russia		Capital Markets unallocated		Wholesale Banking Other <sup>1</sup>		Total Wholesale Banking	
	2013	2012	2013	2012	2013	2012	2013	2012	2013	2012	2013	2012
Net interest income	710	695	278	292	243	206	4	9	-85	-32	1,150	1,170
Net fee and commission income	573	557	58	64	14	16	-79	-96	10	1	576	542
Net result from items at fair value	354	403	33	28	13	8	510	625	7	1	917	1,065
Other income	0	1	0	0	0	3	2	2	1	6	3	12
<b>Total operating income</b>	<b>1,637</b>	<b>1,656</b>	<b>369</b>	<b>384</b>	<b>270</b>	<b>233</b>	<b>437</b>	<b>540</b>	<b>-67</b>	<b>-24</b>	<b>2,646</b>	<b>2,789</b>
- of which internal transactions	-211	-318	-84	-101	-43	-52	133	124	-90	-39	-295	-386
Staff costs	-42	-40	-26	-26	-72	-69	-445	-453	-215	-204	-800	-792
Other expenses	-448	-449	-40	-43	-33	-32	230	212	213	210	-78	-102
Depreciation, amortisation and impairment charges of tangible and intangible assets	0	0	0	0	-7	-6	-1	-1	-28	-32	-36	-39
<b>Total operating expenses</b>	<b>-490</b>	<b>-489</b>	<b>-66</b>	<b>-69</b>	<b>-112</b>	<b>-107</b>	<b>-216</b>	<b>-242</b>	<b>-30</b>	<b>-26</b>	<b>-914</b>	<b>-933</b>
<b>Profit before loan losses</b>	<b>1,147</b>	<b>1,167</b>	<b>303</b>	<b>315</b>	<b>158</b>	<b>126</b>	<b>221</b>	<b>298</b>	<b>-97</b>	<b>-50</b>	<b>1,732</b>	<b>1,856</b>
Net loan losses	-172	-68	-98	-241	8	-6	—	—	0	0	-262	-315
<b>Operating profit</b>	<b>975</b>	<b>1,099</b>	<b>205</b>	<b>74</b>	<b>166</b>	<b>120</b>	<b>221</b>	<b>298</b>	<b>-97</b>	<b>-50</b>	<b>1,470</b>	<b>1,541</b>
Income tax expense	-256	-272	-65	-72	-37	-30	-53	-74	24	6	-387	-442
<b>Net profit for the year from continuing operations</b>	<b>719</b>	<b>827</b>	<b>140</b>	<b>2</b>	<b>129</b>	<b>90</b>	<b>168</b>	<b>224</b>	<b>-73</b>	<b>-44</b>	<b>1,083</b>	<b>1,099</b>
<b>Balance sheet, EURbn</b>												
Loans to the public	41	46	13	13	7	7	—	—	—	—	61	66
Deposits and borrowings from the public	37	39	4	5	2	2	—	—	—	—	43	46

1) Wholesale Banking Other includes the area International Units and the support areas Transaction Products, Segment CIB and IT.

## Break-down of Wealth Management

Income statement, EURm	Private Banking		Asset Management		Life & Pensions unallocated		Wealth Management Other <sup>1</sup>		Total Wealth Management	
	2013	2012	2013	2012	2013	2012	2013	2012	2013	2012
Net interest income	131	127	1	1	0	0	1	6	133	134
Net fee and commission income	484	405	145	124	-53	-87	1	-7	577	435
Net result from items at fair value	133	132	0	4	222	289	0	1	355	426
Other income	4	10	10	8	10	8	1	-2	25	24
<b>Total operating income</b>	<b>752</b>	<b>674</b>	<b>156</b>	<b>137</b>	<b>179</b>	<b>210</b>	<b>3</b>	<b>-2</b>	<b>1,090</b>	<b>1,019</b>
- of which internal transactions	20	25	0	0	1	0	6	7	27	32
Staff costs	-171	-164	-115	-118	-130	-120	-73	-71	-489	-473
Other expenses	-237	-233	7	16	38	27	65	63	-127	-127
Depreciation, amortisation and impairment	-6	-5	0	0	-11	-14	-3	-6	-20	-25
<b>Total operating expenses</b>	<b>-414</b>	<b>-402</b>	<b>-108</b>	<b>-102</b>	<b>-103</b>	<b>-107</b>	<b>-11</b>	<b>-14</b>	<b>-636</b>	<b>-625</b>
<b>Profit before loan losses</b>	<b>338</b>	<b>272</b>	<b>48</b>	<b>35</b>	<b>76</b>	<b>103</b>	<b>-8</b>	<b>-16</b>	<b>454</b>	<b>394</b>
Net loan losses	-3	-2	—	—	—	—	—	—	-3	-2
<b>Operating profit</b>	<b>335</b>	<b>270</b>	<b>48</b>	<b>35</b>	<b>76</b>	<b>103</b>	<b>-8</b>	<b>-16</b>	<b>451</b>	<b>392</b>
Income tax expense	-80	-66	-12	-9	-18	-26	3	5	-107	-96
<b>Net profit for the year from continuing operations</b>	<b>255</b>	<b>204</b>	<b>36</b>	<b>26</b>	<b>58</b>	<b>77</b>	<b>-5</b>	<b>-11</b>	<b>344</b>	<b>296</b>
<b>Balance sheet, EURbn</b>										
Loans to the public	9	8	—	—	—	—	—	—	9	8
Deposits and borrowings from the public	11	11	—	—	—	—	—	—	11	11

1) Wealth Management Other includes the area Savings and support areas, such as IT.

## G2

## Segment reporting, cont.

**Measurement of Operating segments' performance**

The measurement principles and allocation between operating segments follow the information reported to the Chief Operating Decision Maker (CODM), as required by IFRS 8. In Nordea the CODM has been defined as Group Executive Management.

The main differences compared to the section "Business area results" in this report are that the information for CODM is prepared using plan exchange rates and to that different allocation principles between operating segments have been applied.

**Reconciliation between total operating segments and financial statements**

	Total operating income, EURm		Operating profit, EURm		Loans to the public, EURbn		Deposits and borrowings from the public, EURbn	
	2013	2012	2013	2012	31 Dec 2013	31 Dec 2012	31 Dec 2013	31 Dec 2012
Total Operating segments	10,003	10,163	4,254	4,166	294	298	164	166
Group functions <sup>1</sup>	3	10	-114	-85	—	—	—	—
Unallocated items	21	41	43	-28	59	40	42	31
Eliminations	-9	-186	—	—	—	—	—	—
Differences in accounting policies <sup>2</sup>	-127	-30	-67	-14	-11	8	-5	4
<b>Total</b>	<b>9,891</b>	<b>9,998</b>	<b>4,116</b>	<b>4,039</b>	<b>342</b>	<b>346</b>	<b>201</b>	<b>201</b>

1) Consists of Group Risk Management, Group Internal Audit, Group Identity & Communications, Group Human Resources, Board of Directors and Group Executive Management.

2) Impact from plan rates used in the segment reporting and from that comparative figures for lending/deposits in Banking Poland are restated in operating segments but not in financial statements.

**Total operating income split on product groups, EURm**

	2013	2012
Banking products	6,131	6,239
Capital Markets products	2,193	2,361
Savings products & Asset management	875	739
Life & Pensions	476	493
Other	216	166
<b>Total</b>	<b>9,891</b>	<b>9,998</b>

Banking products consists of three different product types. Account products includes account based products such as lending, deposits, cards and Netbank services. Transaction products consist of cash management as well as trade and project finance services. Financing products includes asset based financing through leasing, hire purchase and factoring as well as sales to finance partners such as dealers, vendors and retailers.

Capital Markets products contains financial instruments, or arrangements for financial instruments, that are available in the financial marketplace, including currencies, commodities, stocks and bonds.

Savings products & Asset management includes Investment funds, Discretionary Management, Portfolio Advice, Equity Trading and Pension Accounts. Investment Funds is a bundled product where the fund company invest in stocks, bonds, derivatives or other standardised products on behalf of the fund's shareholders. Discretionary Management is a service providing the management of an investment portfolio on behalf of the customer and Portfolio Advise is a service provided to support the customers' investment decisions.

Life & Pensions includes life insurance and pension products and services.

**Geographical information**

	Total operating income, EURm		Assets, EURbn	
	2013	2012	31 Dec 2013	31 Dec 2012
Sweden	2,125	2,246	147	145
Finland	1,604	1,792	72	69
Norway	1,993	1,944	82	91
Denmark	3,218	3,133	242	271
Baltic countries	178	212	10	10
Russia	193	180	5	5
Other	580	491	72	77
<b>Total</b>	<b>9,891</b>	<b>9,998</b>	<b>630</b>	<b>668</b>

Nordea's main geographical markets comprise the Nordic countries, the Baltic countries and Russia. Revenues and assets are distributed to geographical areas based on the location of the customers' operations. Goodwill is allocated to different countries based on the location of the business activities of the acquired entities.

## G3

## Net interest income

EURm	2013	2012
<b>Interest income</b>		
Loans to credit institutions	60	111
Loans to the public	9,102	10,343
Interest-bearing securities	751	861
Other interest income	691	624
<b>Interest income</b>	<b>10,604</b>	<b>11,939</b>



### G3 Net interest income, cont.

#### Interest expense

Deposits by credit institutions	-122	-218
Deposits and borrowings from the public	-1,439	-1,909
Debt securities in issue	-3,705	-3,964
Subordinated liabilities	-340	-355
Other interest expenses <sup>1</sup>	527	70
<b>Interest expense</b>	<b>-5,079</b>	<b>-6,376</b>
<b>Net interest income</b>	<b>5,525</b>	<b>5,563</b>

1) The net interest income from derivatives, measured at fair value, related to Nordea's funding. This can have both a positive and negative impact on other interest expense, for further information see Note G1.

Interest income from financial instruments not measured at fair value through profit or loss amounts to EUR 8,347m (EUR 9,559m). Interest expenses from financial instruments not measured at fair value through profit or loss amounts to EUR -4,376m (EUR -5,147m).

Interest on impaired loans amounted to an insignificant portion of interest income.

#### Net interest income

EURm	2013	2012
Interest income	10,333	11,634
Leasing income <sup>1</sup>	271	305
Interest expense	-5,079	-6,376
<b>Total</b>	<b>5,525</b>	<b>5,563</b>

1) Of which contingent leasing income amounts to EUR 114m (EUR 148m). Contingent leasing income in Nordea consists of variable interest rates, excluding the fixed margin. If the contingent leasing income decreases there will be an offsetting impact from lower funding expenses.

### G4 Net fee and commission income

EURm	2013	2012
Asset management commissions	1,000	832
Life insurance	350	285
Brokerage, securities issues and corporate finance	296	289
Custody and issuers services	124	118
Deposits	50	51
<b>Total savings related commissions</b>	<b>1,820</b>	<b>1,575</b>
Payments	417	409
Cards	508	482
<b>Total payment commissions</b>	<b>925</b>	<b>891</b>
Lending	510	457
Guarantees and documentary payment	187	219
<b>Total lending related to commissions</b>	<b>697</b>	<b>676</b>
Other commission income	132	116
<b>Fee and commission income</b>	<b>3,574</b>	<b>3,258</b>
Savings and investments	-322	-269
Payments	-90	-90
Cards	-259	-236
State guarantee fees	-132	-89
Other commission expenses	-129	-106
<b>Fee and commission expense</b>	<b>-932</b>	<b>-790</b>
<b>Net fee and commission income</b>	<b>2,642</b>	<b>2,468</b>

Fee income, not included in determining the effective interest rate, from financial assets and liabilities not measured at fair value through profit or loss amounts to EUR 543m (EUR 483m).

### G4 Net fee and commission income, cont.

Fee income, not included in determining the effective interest rate, from fiduciary activities that result in the holding or investing of assets on behalf of customers amounts to EUR 1,646m (EUR 1,407m). The corresponding amounts for fee expenses is EUR -72m (EUR -57m).

### G5 Net result from items at fair value

EURm	2013	2012
Shares/participations and other share-related instruments	2,630	1,635
Interest-bearing securities and other interest-related instruments	238	2,637
Other financial instruments	90	482
Foreign exchange gains/losses	876	234
Investment properties	145	135
Change in technical provisions, Life <sup>1</sup>	-1,519	-2,895
Change in collective bonus potential, Life	-978	-546
Insurance risk income, Life	202	181
Insurance risk expense, Life	-145	-89
<b>Total</b>	<b>1,539</b>	<b>1,774</b>

#### Net result from categories of financial instruments<sup>2</sup>

EURm	2013	2012
Available for sale assets, realised	-6	—
Financial instruments designated at fair value through profit or loss	40	40
Financial instruments held for trading <sup>3</sup>	318	1,203
Financial instruments under fair value hedge accounting	73	36
– of which net gains/losses on hedging instruments	-1,404	1,076
– of which net gains/losses on hedged items	1,477	-1,040
Financial assets measured at amortised cost <sup>4</sup>	13	29
Financial liabilities measured at amortised cost	-26	-23
Foreign exchange gains/losses excluding currency hedges	914	210
Other	-5	-1
Financial risk income, net Life <sup>1</sup>	161	188
Insurance risk income, net Life	57	92
<b>Total</b>	<b>1,539</b>	<b>1,774</b>

1) Premium income amounts to EUR 2,278m (EUR 2,601m).

2) The figures disclosed for Life (financial risk income and insurance risk income) are disclosed on gross basis, ie before eliminations of intra-group transactions.

3) Of which amortised deferred day one profits amounts to EUR 12m (EUR 12m).

4) Of which EUR 13m (EUR 21m) related to instruments classified into the category "Loans and receivables" and EUR 0m (EUR 8m) related to instruments classified into the category "Held to maturity".

### G6 Other operating income

EURm	2013	2012
Income from real estate	5	10
Disposal of tangible and intangible assets	18	13
Other	83	77
<b>Total</b>	<b>106</b>	<b>100</b>

## G7

## Staff costs

EURm	2013	2012
Salaries and remuneration (specification below) <sup>1</sup>	-2,287	-2,277
Pension costs (specification below)	-222	-239
Social security contributions	-387	-399
Other staff costs	-82	-74
<b>Total</b>	<b>-2,978</b>	<b>-2,989</b>

**Salaries and remuneration**

To executives <sup>2</sup>		
– Fixed compensation and benefits	-18	-19
– Performance-related compensation	-12	-8
– Allocation to profit-sharing	0	-1
<b>Total</b>	<b>-30</b>	<b>-28</b>
To other employees	-2,257	-2,249
<b>Total</b>	<b>-2,287</b>	<b>-2,277</b>

1) Of which allocation to profit-sharing 2013 EUR 45m (EUR 63m) consisting of a new allocation of EUR 46m (EUR 67m) and a release related to prior years of EUR 1m (EUR 4m).

2) Executives include the Board of Directors (including deputies), CEO, deputy CEO, executive vice presidents and Group Executive Management in the parent company as well as the Board of Directors (including deputies), managing directors and executive vice presidents in operating group undertakings. Former board members (including deputies), CEOs, deputy CEOs, managing directors and executive vice presidents, in the parent company and operating group undertakings, are included. Executives amount to 301 (300) positions.

EURm	2013	2012
<b>Pension costs<sup>1</sup></b>		
Defined benefits plans (Note G33) <sup>2</sup>	-50	-50
Defined contribution plans	-172	-189
<b>Total</b>	<b>-222</b>	<b>-239</b>

1) Pension cost for executives as defined in footnote 2 above, amounts to EUR 5m (EUR 6m) and pension obligations to EUR 45m (EUR 49m).

2) Excluding social security contributions. Including social security contributions EUR 61m (EUR 66m).

**Additional disclosures on remuneration under Nordic FSAs' regulations and general guidelines**

The qualitative disclosures under these regulations can be found in the separate section on remuneration in the Board of Directors' Report, while the quantitative disclosures will be published in a separate report on Nordea's homepage ([www.nordea.com](http://www.nordea.com)) one week before the Annual General Meeting on 20 March 2014.

**Remuneration to the Board of Directors, CEO and Group Executive Management****Board remuneration**

The Annual General Meeting (AGM) 2013 decided to increase the remuneration for the Board of Directors (the Board) by on average 3%. The remuneration was EUR 252,000 (unchanged) for the Chairman, EUR 108,100 for the Vice Chairman and EUR 77,900 for other members and the annual remuneration for committee work was EUR 20,750 for the chairman of the committee and EUR 14,700 for other members. Board members employed by Nordea do not receive separate remuneration for their Board membership. There are no commitments for severance pay, pension or other remuneration to the members of the Board, except for pension commitments to one Board member previously employed by Nordea.

*Remuneration to the Board of Directors<sup>1</sup>*

EUR	2013	2012
<b>Chairman of the Board:</b>		
Björn Wahlroos	267,264	267,115
<b>Vice Chairman of the Board:</b>		
Marie Ehrling	125,765	115,207
<b>Other Board members<sup>2</sup>:</b>		
Stine Bosse <sup>3</sup>	21,655	89,240
Peter F Braunwalder <sup>4</sup>	91,945	66,483
Elisabeth Grieg <sup>5</sup>	70,291	—
Svein Jacobsen	97,445	92,971
Tom Knutzen	91,945	89,240
Lars G Nordström	91,945	89,240
Sarah Russell	91,945	89,240
Kari Stadigh	97,445	92,971
<b>Total</b>	<b>1,047,645</b>	<b>991,707</b>

1) The Board remuneration consists of a fixed annual fee and a fixed annual fee for committee work. These are accounted for in SEK and translated into EUR based on the average exchange rate each year.

2) Employee representatives excluded.

3) Resigned as member of the Board as from the Annual General Meeting (AGM) 2013.

4) New member of the Board as from the AGM 2012.

5) New member of the Board as from the AGM 2013.

**Salary and benefits***Chief Executive Officer (CEO)*

The fixed salary, GEM Executive Incentive Programme (GEM EIP) and contract terms for the CEO are proposed by the Board Remuneration Committee (BRC) and approved by the Board. GEM EIP 2013, which is based on agreed, specific targets, can amount to a maximum of 100% of the fixed salary. The GEM EIP is further described in the separate section on remuneration in the Board of Directors' report and below.

The fixed salary was increased with 2.5% to SEK 11,031,563 (EUR 1,274,970) as from 1 January 2013, which was announced at the AGM 2013. For 2013 the CEO has earned GEM EIP which, together with the fixed salary, is in accordance with Nordea's remuneration guidelines approved by the AGM 2013. The CEO took part of the previous Long Term Incentive Programmes (LTIP) as described in the separate section on remuneration in the Board of Directors' report and below. Benefits for the CEO include primarily car and housing.

*Group Executive Management (GEM)*

The BRC prepares alterations in salary levels and outcome of GEM EIP as well as other changes in the remuneration package for members of GEM, for resolution by the Board. GEM EIP 2013, which is based on agreed, specific targets, can amount to a maximum of 100% of the fixed salary.

As for the CEO, GEM members took part of the previous LTIPs. Benefits include primarily car and/or housing.

**G7**
**Staff costs, cont.**
*Remuneration to the Chief Executive Officer and Group Executive Management*

EUR	Fixed salary		GEM Executive Incentive Programme <sup>1</sup>		Variable Salary Part <sup>1</sup>		Long Term Incentive Programme <sup>2</sup>		Benefits		Total	
	2013	2012	2013	2012	2013	2012	2013	2012	2013	2012	2013	2012
<b>Chief Executive Officer (CEO):</b>												
Christian Clausen <sup>3</sup>	1,274,970	1,236,330	831,280	383,262	—	450,546	81,645	57,653	<b>2,187,895</b>	<b>2,127,791</b>		
<b>Group Executive Management (GEM):</b>												
6 (7) individuals excluding CEO <sup>4</sup>	4,450,178	5,248,832	2,748,761	1,560,348	—	1,736,731	290,739	264,791	<b>7,489,678</b>	<b>8,810,702</b>		
<b>Total</b>	<b>5,725,148</b>	<b>6,485,162</b>	<b>3,580,041</b>	<b>1,943,610</b>	<b>—</b>	<b>2,187,277</b>	<b>372,384</b>	<b>322,444</b>	<b>9,677,573</b>	<b>10,938,493</b>		

- 1) CEO and members of GEM were until 2012 offered a Variable Salary Part (VSP) and a Long Term Incentive Programme (LTIP). Instead of these two programmes the Board in 2013 decided, in order to reduce complexity, to offer a GEM Executive Incentive Programme (GEM EIP). The outcome from GEM EIP 2013 is expensed in full in 2013 but paid out over a five year deferral period in order to comply with the remuneration regulations from the Swedish FSA. The GEM EIP is indexed with Nordea's total shareholder return (TSR) during the deferral period.
- 2) The comparative figure for the Long Term Incentive Programmes (LTIP) has been restated to the initial fair value of the LTIP 2012 (further defined in the table "Long Term Incentive Programme" below). The expense recognised in the income statement for LTIPs is disclosed separately in the table "Long Term Incentive Programme" below. The CEO and members of GEM have a conditional right to a maximum 114,867 matching shares, 229,735 performance shares I and 114,867 performance shares II in LTIP 2011 and 157,978 matching shares, 473,934 performance shares I and 157,978 performance shares II in LTIP 2012. Rights in LTIP 2010 are fully vested and consequently not conditional. The outcome is due to remuneration regulations from the Swedish FSA allotted over a five year period, for LTIP 2010 starting May 2013, for LTIP 2011 starting May 2014 and for LTIP 2012 starting May 2015. See also the separate Remuneration section on page 73 and below for more details.
- 3) The CEO's salary is paid in SEK and converted to EUR based on the average exchange rate each year. The increase in fixed salary 2013 is in accordance with the salary increase communicated at the AGM 2013 of 2.5% and also due to exchange rate effects. Benefits are included at taxable values less salary reductions.
- 4) GEM members are included for the period they have been appointed. Benefits are included at taxable values. One new GEM member was appointed in March 2013 and two members resigned in January and March 2013. Termination benefits amounted to EUR 1.5m and are excluded from the table above.

*Long Term Incentive Programme*

EUR	Staff cost <sup>1</sup>		Initial fair value <sup>2</sup>	
	2013	2012	2013	2012
<b>Chief Executive Officer (CEO):</b>				
Christian Clausen	349,817	277,292	—	450,546
<b>Group Executive Management (GEM):</b>				
6 (7) Individuals excluding CEO	1,021,443	1,170,473	—	1,736,731
<b>Total</b>	<b>1,371,260</b>	<b>1,447,765</b>	<b>—</b>	<b>2,187,277</b>

- 1) The expense recognised in the income statement (the IFRS 2 expense) is calculated in accordance with IFRS 2 "Share-based Payment". The full expected expense from the programmes is recognised as the vesting requirements are fulfilled over three years starting when the agreement is entered into. LTIP 2010 was expensed until May 2013, LTIP 2011 will be expensed until May 2014 and LTIP 2012 until May 2015. GEM members are included for the period they have been appointed.
- 2) The initial fair value (grant value) is defined as the fair value per right multiplied with the number of rights that were initially expected to vest. LTIP 2012 is consequently, in the table above, reported in 2012. In 2013 Nordea replaced LTIP with the GEM EIP and there is consequently no amount to disclose for 2013. See below for more information on the valuation of the LTIPs.

**Pension**
*Chief Executive Officer (CEO)*

The CEO's retirement age has, as announced at the AGM 2013, been removed from the employment agreement. The CEO is covered by a defined benefit plan up to the age of 60. The pension amounts to 50% of the pensionable income, defined as the fixed salary, for life. The maximum pensionable income is 200 Swedish Income Base Amounts. The pension obligation is fully funded, meaning that it is covered in full by plan assets. At age 60 the pension risk is transferred to the CEO. Pension payments are to be made in accordance with local legislations and pension insurance conditions. From age 60 the CEO will have a defined contribution plan.

*Group Executive Management (GEM)*

The pension agreements vary due to local country practices.

GEM members are entitled to retire with pension at the age of 60, 62, 65 or 70. Pension agreements are defined benefit plans, defined contribution plans or a combination of such plans.

Two members have defined benefit plans not based on collective agreements. One of these defined benefit plans provides retirement pension amounting to 50% of pensionable income for life from age 62, including national pension benefits. The second defined benefit plan not based on a collective agreement provides a retirement pension from age 60, including both national pension benefits and previously earned pension. The retirement pension benefit in this plan decreased from 70% to 66% of pensionable income for future earnings as from 1 January 2011. Two members have pensions in accordance with the Swedish collective agreement, one in BTP1 (defined contribution plan) and one in BTP2 (defined benefit plan), with complementing defined contribution plans on top of the collective agreement. Three members have defined contribution plans only. Fixed salary is pensionable income for all GEM-members. Variable salary part/GEM EIP is included for one member.

G7

## Staff costs, cont.

*Pension expense and pension obligation*

EUR	2013		2012	
	Pension expense <sup>5</sup>	Pension obligation <sup>6</sup>	Pension expense <sup>5</sup>	Pension obligation <sup>6</sup>
<b>Board members<sup>1</sup>:</b>				
Lars G Nordström	—	363,280	—	402,250
<b>Chief executive officer (CEO):</b>				
Christian Clausen <sup>2</sup>	807,988	12,440,440	843,527	12,151,364
<b>Group Executive Management (GEM):</b>				
6 (7) individuals excluding CEO <sup>3</sup>	1,799,215	5,502,372	2,108,905	5,337,679
<b>Former Chairman of the Board and CEOs:</b>				
Vesa Vainio and Thorleif Krarup <sup>4</sup>	—	16,916,203	—	18,132,111
<b>Total</b>	<b>2,607,203</b>	<b>35,222,295</b>	<b>2,952,432</b>	<b>36,023,404</b>

1) Employee representatives excluded. The pension obligation is in accordance with the collective pension agreement BTP and earned during the employment period.

2) The reason behind the decrease in pension expense is changes in the actuarial assumptions. New pension rights earned in 2013 have had an increasing impact on the pension obligation, while changes in actuarial assumptions and exchange rates have had a decreasing impact on the pension obligation.

3) Members of GEM included for the period they have been appointed. The decrease in pension expense 2013 is mainly due to that there is one member of GEM less compared with 2012. The pension obligation is the obligation towards the members of GEM as of 31 December. The increase in the pension obligation is due to new pension rights earned in 2013, to some extent offset by changes in actuarial assumptions and exchange rates. Termination benefits amounted to EUR 0.4m and are excluded from the table above.

4) The pension obligation for Vesa Vainio and Thorleif Krarup is mainly due to pension rights earned in, and funded by, banks forming Nordea.

5) The pension expense is related to pension premiums paid in defined contribution agreements and pension rights earned during the year in defined benefit agreements (Current service cost and Past service cost and settlements as defined in IAS 19). Of the total pension expense EUR 853,782 (EUR 1,094,953) relates to defined contribution agreements.

6) The pension obligation is calculated in accordance with IAS 19. The obligation is dependent on changes in actuarial assumptions and inter annual variations can therefore be significant. IAS 19 includes an assumption about future increases in salary, which leads to that the pension obligations disclosed are the earned pension rights calculated using the expected salary levels at retirement. The pension plans are funded, meaning that these obligations are backed with plan assets with fair value generally on a similar level as the obligations.

**Notice period and severance pay**

In accordance with their employment contracts CEO and four GEM members have a notice period of 12 months and a severance pay equal to 12 months' salary to be reduced by the salary the executive receives as a result of any other employment during these 12 months. The CEO is not entitled to severance pay if leaving Nordea after the age of 60.

Two GEM members are entitled to 6 months' salary during the notice period, and with regard to severance pay 18 months' salary to be reduced by the salary they receive as a result of any other employment during these 18 months.

**Loans to key management personnel**

Loans to key management personnel, as defined in Note G1 section 26, amount to EUR 8m (EUR 6m). Interest income on these loans amounts to EUR 0m (EUR 0m).

For key management personnel who are employed by Nordea the same credit terms apply as for other employees,

except for key management personnel in Denmark whose loans are granted on terms based on market conditions. In Norway the employee interest rate for loans is 100 basis points lower than the best corresponding interest rate for external customers, with a cap on the loan amount of 3 times salary grade 55 plus NOK 100,000. In Finland the employee interest rate for loans corresponds to Nordea's funding cost with a margin of 10 basis points up to EUR 400,000, and 30 basis points on the part that exceeds EUR 400,000. In Sweden the employee interest rate on fixed- and variable interest rate loans is 215 basis points lower than the corresponding interest rate for external customers (with a lower limit of 150 basis points). There is currently a cap of 57 Swedish price base amounts both on fixed- and variable interest rate loans. Interest on loans above the defined caps is set on market terms. Loans to family members of key management personnel are granted on normal market terms, as well as loans to key management personnel who are not employed by Nordea.

**G7**

Staff costs, cont.

**Long Term Incentive Programmes**

	2013			2012		
	Matching Share	Performance Share I	Performance Share II	Matching Share	Performance Share I	Performance Share II
<b>Conditional rights LTIP 2012</b>						
Outstanding at the beginning of the year	1,264,437	3,176,540	1,264,437	—	—	—
Granted	46,646 <sup>1</sup>	117,074 <sup>1</sup>	46,646 <sup>1</sup>	1,270,410	3,188,486	1,270,410
Forfeited	-50,331	-129,317	-50,331	-5,973	-11,946	-5,973
<b>Outstanding at end of year</b>	<b>1,260,752</b>	<b>3,164,297</b>	<b>1,260,752</b>	<b>1,264,437</b>	<b>3,176,540</b>	<b>1,264,437</b>
– of which currently exercisable	—	—	—	—	—	—
<b>Conditional rights LTIP 2011</b>						
Outstanding at the beginning of year	971,195	1,942,391	971,195	950,056	1,900,112	950,056
Granted	36,064 <sup>1</sup>	72,128 <sup>1</sup>	36,064 <sup>1</sup>	35,599 <sup>1</sup>	71,199 <sup>1</sup>	35,599 <sup>1</sup>
Forfeited	-32,513	-65,026	-32,513	-14,460	-28,920	-14,460
<b>Outstanding at end of year</b>	<b>974,746</b>	<b>1,949,493</b>	<b>974,746</b>	<b>971,195</b>	<b>1,942,391</b>	<b>971,195</b>
– of which currently exercisable	—	—	—	—	—	—
<b>Rights LTIP 2010</b>						
Outstanding at the beginning of year	871,028	1,742,056	871,028	889,163	1,778,326	889,163
Forfeited	-18,373	-841,222	-487,322	-18,135	-36,270	-18,135
Allotted	-672,726	-710,738	-302,735	—	—	—
<b>Outstanding at end of year</b>	<b>179,929</b>	<b>190,096</b>	<b>80,971</b>	<b>871,028</b>	<b>1,742,056</b>	<b>871,028</b>
– of which currently exercisable	—	—	—	—	—	—
<b>Rights LTIP 2009</b>						
	A-rights	B-C-rights	D-rights	A-rights	B-C-rights	D-rights
Outstanding at the beginning of year	101,905	107,537	34,304	316,498	306,340	119,944
Forfeited	—	—	—	-11,962	-11,962	-11,962
Exercised <sup>2</sup>	-101,905	-107,537	-34,304	-202,631	-186,841	-73,678
<b>Outstanding at end of year</b>	<b>—</b>	<b>—</b>	<b>—</b>	<b>101,905</b>	<b>107,537</b>	<b>34,304</b>
– of which currently exercisable	—	—	—	101,905	107,537	34,304

1) Granted rights are compensation for dividend on the underlying Nordea share during the year.

2) Weighted average share price during the exercise period amounts to EUR 8.63 (EUR 6.88).

Participation in the Long Term Incentive Programmes (LTIPs) requires that the participants take direct ownership by investing in Nordea shares.

	LTIP 2012			LTIP 2011		
	Matching Share	Performance Share I	Performance Share II	Matching Share	Performance Share I	Performance Share II
Ordinary share per right	1.00	1.00	1.00	1.00	1.00	1.00
Exercise price	—	—	—	—	—	—
Grant date	13 May 2012	13 May 2012	13 May 2012	13 May 2011	13 May 2011	13 May 2011
Vesting period	36 months	36 months	36 months	36 months	36 months	36 months
Contractual life	36 months	36 months	36 months	36 months	36 months	36 months
Allotment	April/May 2015	April/May 2015	April/May 2015	April/May 2014	April/May 2014	April/May 2014
Fair value at grant date	EUR 6.31 <sup>1</sup>	EUR 6.31 <sup>1</sup>	EUR 2.28 <sup>1</sup>	EUR 7.61 <sup>1</sup>	EUR 7.61 <sup>1</sup>	EUR 2.75 <sup>1</sup>

	LTIP 2010			LTIP 2009		
	Matching Share	Performance Share I	Performance Share II	A-rights	B-C-rights	D rights
Ordinary share per right	1.00	1.00	1.00	1.00	1.00	1.00
Exercise price	—	—	—	EUR 0.51	EUR 0.12	EUR 0.12
Grant date	13 May 2010	13 May 2010	13 May 2010	14 May 2009	14 May 2009	14 May 2009
Vesting period	36 months	36 months	36 months	24 months	24 months	24 months
Contractual life	36 months	36 months	36 months	48 months	48 months	48 months
Allotment/First day of exercise	April/May 2013	April/May 2013	April/May 2013	29 April 2011	29 April 2011	29 April 2011
Fair value at grant date	EUR 6.75	EUR 6.75	EUR 2.45	EUR 4.66	EUR 5.01	EUR 1.75

1) The fair value has been recalculated due to dividend during the vesting period which the participants are compensated for through additional Matching and Performance Shares.

## G7

## Staff costs, cont.

**Conditions and requirements**

For each ordinary share the participants lock in to the LTIPs, they are granted a conditional A-right/Matching Share to acquire or receive ordinary shares based on continued employment, with certain exemptions, and the conditional B-D-rights/Performance Share I and II to acquire or receive additional ordinary shares also based on fulfilment of certain performance conditions. The performance conditions for B- and C-rights and for Performance Share I comprise a target growth in risk adjusted profit per share (RAPPS) or a target in risk-adjusted return on capital at risk (RAROCAR). Should the reported earnings per share (EPS) be lower than a predetermined level the participants are not entitled to exercise

any B- or C-rights or Performance Share I. The performance conditions for D-rights and Performance Share II are market related and comprise growth in total shareholder return (TSR) in comparison with a peer group's TSR or a target in RAROCAR and in P/B-ranking compared to a peer group.

When the performance conditions are not fulfilled in full, the rights that are no longer exercisable are shown as forfeited in the previous tables, together with shares forfeited due to participants leaving the Nordea Group.

The exercise price, where applicable, for the ordinary shares is adjusted for dividends, however never adjusted below a predetermined price. Furthermore the profit for each right is capped.

	LTIP 2012	LTIP 2011	LTIP 2010	LTIP 2009 <sup>1</sup>
<b>Service condition, A-D-rights/Matching Share I and II</b>	Employed, with certain exemptions, within the Nordea Group during the three year vesting period.	Employed, with certain exemptions, within the Nordea Group during the three year vesting period.	Employed, with certain exemptions, within the Nordea Group during the three year vesting period.	Employed, with certain exemptions, within the Nordea Group during the two year vesting period.
<b>Performance condition, B-rights/Performance Share I</b>	Average RAROCAR during the period 2012 up to and including 2014. Full allotment will be obtained if the RAROCAR amounts to 17%.	Compound Annual Growth Rate in RAPPS from year 2010 (base year) to and including year 2013. Full allotment will be obtained if the Compound Annual Growth Rate amounts to or exceeds 10%.	Compound Annual Growth Rate in RAPPS from year 2009 (base year) to and including year 2012. Full allotment was obtained if the Compound Annual Growth Rate amounted to or exceeded 9%.	Increase in RAPPS 2009 compared to 2008. Full right to exercise was obtained if RAPPS increased by 8% or more.
<b>EPS knock out, B-rights/Performance Share I</b>	—	Average reported EPS for 2011–2013 lower than EUR 0.26.	Average reported EPS for 2010–2012 lower than EUR 0.26.	Reported EPS for 2009 lower than EUR 0.26.
<b>Performance condition, C-rights</b>	—	—	—	Increase in RAPPS 2010 compared to 2009. Full right to exercise was obtained if RAPPS increased by 8% or more.
<b>EPS knock out, C-rights</b>	—	—	—	Reported EPS for 2010 lower than EUR 0.26
<b>Performance condition, D-rights/Performance Share II</b>	RAROCAR during the period 2012 up to and including 2014 and P/B-ranking year-end 2014 compared to a peer group. Full allotment will be obtained if the RAROCAR amounts to 14% and if Nordea's P/B-ranking is 1–5.	TSR during 2011–2013 in comparison with a peer group. Full allotment will be obtained if Nordea is ranked number 1–5.	TSR during 2010–2012 in comparison with a peer group. Full allotment was obtained if Nordea was ranked number 1–5.	TSR during 2009–2010 in comparison with a peer group. Full right to exercise was obtained if Nordea was ranked number 1.
<b>Cap</b>	The market value of the allotted shares is capped to the participants' annual salary for year-end 2011.	The market value of the allotted shares is capped to the participants' annual salary for year-end 2010.	The market value of the allotted shares is capped to the participants' annual salary for year-end 2009.	The profit per A-D-right is capped to EUR 9.59 per right.

**G7**
**Staff costs, cont.**

	LTIP 2012	LTIP 2011	LTIP 2010	LTIP 2009 <sup>1</sup>
<b>Dividend compensation</b>	The number of Matching Shares and Performance Shares will be adjusted for dividends on the underlying Nordea share during the vesting period, as if assuming that each dividend was used to immediately invest in additional Nordea shares.	The number of Matching Shares and Performance Shares will be adjusted for dividends on the underlying Nordea share during the vesting period, as if assuming that each dividend was used to immediately invest in additional Nordea shares.	—	The exercise price was adjusted for dividends during the exercise period, however never adjusted below EUR 0.10.

1) RAPPS for the financial year 2008 and 2009, EPS knock out and the cap were in 2009 adjusted due to the financial effects of the new rights issue in 2009.

**Fair value calculations**

The fair value is measured through the use of generally accepted valuation models with the following input factors:

	LTIP 2012	LTIP 2011	LTIP 2010	LTIP 2009
Weighted average share price	EUR 6.70	EUR 8.39	EUR 6.88	EUR 5.79
Right life	3.0 years	3.0 years	3.0 years	2.5 years
Deduction of expected dividends	No	No	No	Yes
Risk free rate	Not applicable	Not applicable	Not applicable	1.84%
Expected volatility	Not applicable	Not applicable	Not applicable	29.00%

Expected volatility is based on historical values. As the exercise price (zero for LTIP 2012, LTIP 2011 and LTIP 2010) is significantly below the share price at grant date, the value has a limited sensitivity to expected volatility and risk-free interest. The fair value calculations are also based on estimated early exercise behaviour during the programmes' exercise windows, however only applicable for LTIP 2009.

The value of the D-rights/Performance Share II are based on market related conditions and fulfilment of the TSR,

RAROCAR and P/B targets have been taken into consideration when calculating the rights' fair value at grant date. When calculating the impact from the market conditions it has been assumed that all possible outcomes have equal possibilities. Also the caps in each programme have been taken into consideration when calculating the rights' fair value at grant. The adjustment to fair value is approximately 2–3% of the weighted average share price.

**Expenses for equity-settled share-based payment programmes<sup>1</sup>**

EURm	LTIP 2012	LTIP 2011	LTIP 2010	LTIP 2009
Expected expense for the whole programme	-19	-22	-14	-11
Maximum expense for the whole programme	-31	-25	-14	-11
Total expense during 2013	-6	-7	-3	—
Total expense during 2012	-4	-6	-2	—

1) All amounts excluding social security contribution.

When calculating the expected expense an expected annual employee turnover of 5% has been used. The expected expense is recognised over the vesting period of 36 months (LTIP 2012, LTIP 2011, LTIP 2010) and 24 months (LTIP 2009).

## G7

## Staff costs, cont.

**Cash-settled share-based payment transactions**

Nordea operates share-linked deferrals on parts of variable compensation for certain employee categories, indexed with Nordea Total Shareholder Returns (TSR) and either vesting after three years or vesting in equal instalments over a three to five year period. Since 2011 Nordea also operates TSR-linked retention on part of variable compensation for certain employee categories. Due to that the allocation of variable compensation is not finally decided during the current year, the deferred amount during the year in the table below relates to variable compensation earned the previous year.

In addition Nordea has during 2013 introduced the Executive Incentive Programme 2013 ("EIP 2013") which aims to strengthen Nordea's capability to retain and recruit the best talents. The aim is further to stimulate the managers and key employees whose efforts have direct impact on Nordea's result, profitability and long term value growth. EIP rewards performance meeting agreed predetermined targets on Group, business unit and individual level. The effect on the long term result is to be considered when determining the

targets. The EIP shall not exceed the fixed salary. EIP shall be paid in the form of cash and be subject to TSR-indexation, deferral, forfeiture clauses and retention as per relevant remuneration regulations. The main part of EIP 2013 is paid no earlier than autumn 2017. Participation in the programme is offered to up to 400 managers and key employees, except GEM who are instead offered a GEM EIP (further information about the GEM EIP can be found in the Remuneration section in the Board of Director's Report), within the Nordea Group. EIP 2013 is offered instead of Nordea's LTIP and VSP for the invited employees. The allocation of the EIP 2013 is decided during spring 2014, and a reservation of EUR 31m excl. social costs is made 2013. 80% of the allocated amount will be subject to TSR-indexation.

The below table only includes deferred amounts indexed with Nordea TSR. EIP will be included as from 2014, when deferred.

Further information regarding all deferred amounts can be found in the separate report on remuneration published on Nordea's homepage ([www.nordea.com](http://www.nordea.com)).

EURm	Share linked deferrals	
	2013	2012
Opening balance	21	10
Deferred/earned during the year	15	11
TSR indexation during the year	9	4
Payments during the year <sup>1</sup>	-15	-4
Translation differences	-2	0
<b>Closing balance</b>	<b>28</b>	<b>21</b>

1) There have been no adjustments due to forfeitures in 2013.

**Average number of employees – Continuing operations**

	Total		Men		Women	
	2013	2012	2013	2012	2013	2012
<b>Full-time equivalents</b>						
Denmark	8,250	8,545	4,512	4,329	3,738	4,216
Finland	7,116	7,312	1,863	1,889	5,253	5,423
Sweden	6,881	7,102	3,083	3,148	3,798	3,954
Norway	3,280	3,343	1,767	1,788	1,513	1,555
Russia	1,454	1,520	469	525	985	995
Poland	503	307	114	70	389	237
Estonia	468	475	102	103	366	372
Latvia	443	462	132	137	311	325
Luxembourg	424	423	261	260	163	163
Lithuania	340	365	101	111	239	254
United States	113	101	56	49	57	52
United Kingdom	69	69	45	40	24	29
Singapore	67	65	19	23	48	42
Germany	48	49	20	29	28	20
Other countries	27	27	11	10	16	17
<b>Total average</b>	<b>29,483</b>	<b>30,165</b>	<b>12,555</b>	<b>12,511</b>	<b>16,928</b>	<b>17,654</b>
<b>Total number of employees (FTEs), end of period</b>	<b>29,429</b>	<b>29,491</b>				

**Gender distribution**

In the parent company's Board of Directors 67% (67%) were men and 33% (33%) were women. In the Board of Directors of the Nordea Group companies, 78% (84%) were men and 22%

(16%) were women. The corresponding numbers for Other executives were 69% (67%) men and 31% (33%) women. Internal Boards consist mainly of management in Nordea.



**G8**
**Other expenses**

EURm	2013	2012
Information technology	-671	-631
Marketing and representation	-116	-117
Postage, transportation, telephone and office expenses	-192	-220
Rents, premises and real estate	-373	-399
Other	-483	-441
<b>Total</b>	<b>-1,835</b>	<b>-1,808</b>

**Auditors' fees – Total operations**

EURm	2013	2012
<b>KPMG</b>		
Auditing assignments	-7	-7
Audit-related services	-1	-1
Tax advisory services	0	0
Other assignments	-5	-2
<b>Total</b>	<b>-13</b>	<b>-10</b>

**G9**
**Depreciation, amortisation and impairment charges of tangible and intangible assets**

EURm	2013	2012
<b>Depreciation/amortisation</b>		
<b>Property and equipment (Note G21)</b>		
Equipment	-91	-101
<b>Intangible assets (Note G20)</b>		
Computer software	-89	-104
Other intangible assets	-30	-24
<b>Total</b>	<b>-210</b>	<b>-229</b>

**Impairment charges**

EURm	2013	2012
<b>Intangible assets (Note G20)</b>		
Computer software	-17	-38
<b>Total</b>	<b>-17</b>	<b>-38</b>
<b>Total</b>	<b>-227</b>	<b>-267</b>

**G10**
**Net loan losses**

EURm	2013	2012
<b>Divided by class</b>		
Loans to credit institutions	1	-1
– of which provisions	0	-5
– of which reversals	1	4
Loans to the public	-748	-901
– of which provisions	-1,131	-1,392
– of which write-offs	-709	-642
– of which allowances to cover write-offs	508	452
– of which reversals	508	603
– of which recoveries	76	78
Off-balance sheet items <sup>1</sup>	12	7
– of which provisions	-25	-43
– of which reversals	37	50
<b>Total</b>	<b>-735</b>	<b>-895</b>

**Specification**

Changes of allowance accounts on the balance sheet	-599	-784
– of which Loans, individually assessed <sup>2</sup>	-574	-908
– of which Loans, collectively assessed <sup>2</sup>	-48	117
– of which Off-balance sheet items, individually assessed <sup>1</sup>	16	13
– of which Off-balance sheet items, collectively assessed <sup>1</sup>	7	-6
Changes directly recognised in the income statement	-136	-111
– of which realised loan losses, individually assessed	-204	-189
– of which realised recoveries, individually assessed	68	78
<b>Total</b>	<b>-735</b>	<b>-895</b>

1) Included in Note G32 Provisions as "Transfer risk, off-balance" and "Individually assessed guarantees and other commitments".

2) Included in Note G13 Loans and impairment.

G11

Taxes

## Income tax expense

EURm	2013	2012
Current tax	-927	-974
Deferred tax	-31	4
Bank tax in Finland <sup>1</sup>	-51	—
<b>Total</b>	<b>-1,009</b>	<b>-970</b>

1) The Finnish bank tax was introduced in 2013 and is based on risk weighted assets rather than income.

## Current and deferred tax recognised in Other comprehensive income

Deferred tax assets due to hedging of net investments in foreign operations	-102	45
Deferred tax relating to available for sale investments	-6	-17
Deferred tax relating to cash flow hedges	-1	50
Deferred tax relating to defined benefit plans	-39	-87
<b>Total</b>	<b>-148</b>	<b>-9</b>

The tax on the Group's operating profit differs from the theoretical amount that would arise using the tax rate of Sweden (excluding bank tax in Finland) as follows:

EURm	2013	2012
Profit before tax	4,116	4,039
Tax calculated at a tax rate of 22.0% (26.3%)	-906	-1,062
Effect of different tax rates in other countries	-123	29
Income from associated undertakings	17	15
Tax-exempt income	38	59
Non-deductible expenses	-32	-39
Adjustments relating to prior years	35	-27
Utilization of non-capitalized tax losses carry-forwards from previous periods	2	0
Change of tax rate <sup>1</sup>	33	73
Not creditable foreign taxes	-22	-18
<b>Tax charge</b>	<b>-958</b>	<b>-970</b>
Average effective tax rate	23%	24%

1) Due to change of corporate tax rate in Denmark, Finland and Norway (2012: change of corporate tax rate in Sweden).

## Deferred tax

EURm	Deferred tax assets		Deferred tax liabilities	
	2013	2012	2013	2012
<b>Deferred tax related to:</b>				
Tax losses carry-forward	50	18	—	—
Untaxed reserves	—	—	1	36
Loans to the public	19	19	430	465
Shares	—	—	3	19
Derivatives	10	26	155	19
Intangible assets	0	0	72	80
Property and equipment	7	6	2	0
Investment property	0	—	155	177
Retirement benefit assets/obligations	25	75	52	36
Hedging of net investments in foreign operations	3	109	—	—
Liabilities/provisions	52	81	169	212
Netting between deferred tax assets and liabilities	-104	-68	-104	-68
<b>Total</b>	<b>62</b>	<b>266</b>	<b>935</b>	<b>976</b>

**G11** Taxes, cont.

EURm	2013	2012
<b>Movements in deferred tax assets/liabilities (net)</b>		
Amount at beginning of year (net)	-710	-694
Deferred tax relating to items recognised in Other comprehensive income	-148	-9
Translation differences	17	-13
Acquisitions and others	-1	-3
Deferred tax in discontinued operations	—	5
Deferred tax in the income statement	-31	4
<b>Amount at end of year (net)</b>	<b>-873</b>	<b>-710</b>

EURm	2013	2012
<b>Unrecognised deferred tax assets</b>		
Unused tax losses carry-forward with no expire date	45	53
<b>Total</b>	<b>45</b>	<b>53</b>

**G12** Earnings per share

	Total operations		Continuing operations		Discontinued operations	
	2013	2012	2013	2012	2013	2012
<b>Earnings:</b>						
Profit attributable to shareholders of Nordea Bank AB (publ) (EURm)	3,116	3,119	3,107	3,062	9	57
<b>Number of shares (in millions):</b>						
Number of shares outstanding at beginning of year	4,050	4,047	4,050	4,047	4,050	4,047
Average number of issued C-shares <sup>1</sup>	—	2	—	2	—	2
Average number of repurchased own C-shares <sup>1</sup>	—	-2	—	-2	—	-2
Average number of own shares	-31	-23	-31	-23	-31	-23
<b>Basic weighted average number of shares outstanding</b>	<b>4,019</b>	<b>4,024</b>	<b>4,019</b>	<b>4,024</b>	<b>4,019</b>	<b>4,024</b>
Adjustment for diluted weighted average number of additional ordinary shares outstanding <sup>1</sup>	1	2	1	2	1	2
<b>Diluted weighted average number of shares outstanding</b>	<b>4,020</b>	<b>4,026</b>	<b>4,020</b>	<b>4,026</b>	<b>4,020</b>	<b>4,026</b>
Basic earnings per share, EUR	0.77	0.78	0.77	0.77	0.00	0.01
Diluted earnings per share, EUR	0.77	0.78	0.77	0.77	0.00	0.01

1) Relates to the Long Term Incentive Programmes (LTIP). For further information on these programmes, see Note G1 section 21.

## G13

## Loans and impairment

EURm	Central banks and credit institutions		The public <sup>1</sup>		Total	
	31 Dec 2013	31 Dec 2012	31 Dec 2013	31 Dec 2012	31 Dec 2013	31 Dec 2012
	Loans, not impaired	22,515	18,578	338,703	342,190	361,218
Impaired loans	24	24	6,540	6,881	6,564	6,905
– of which performing	—	—	3,909	4,023	3,909	4,023
– of which non-performing	24	24	2,631	2,858	2,655	2,882
<b>Loans before allowances</b>	<b>22,539</b>	<b>18,602</b>	<b>345,243</b>	<b>349,071</b>	<b>367,782</b>	<b>367,673</b>
Allowances for individually assessed impaired loans	–24	–24	–2,373	–2,376	–2,397	–2,400
– of which performing	—	—	–1,372	–1,332	–1,372	–1,332
– of which non-performing	–24	–24	–1,001	–1,044	–1,025	–1,068
Allowances for collectively assessed impaired loans	–3	–4	–419	–444	–422	–448
<b>Allowances</b>	<b>–27</b>	<b>–28</b>	<b>–2,792</b>	<b>–2,820</b>	<b>–2,819</b>	<b>–2,848</b>
<b>Loans, carrying amount</b>	<b>22,512</b>	<b>18,574</b>	<b>342,451</b>	<b>346,251</b>	<b>364,963</b>	<b>364,825</b>

1) Finance leases, where Nordea Group is a lessor, are included in Loans to the public, see Note G22 Leasing.

Reconciliation of allowance accounts for impaired loans<sup>1</sup>

EURm	Central banks and credit institutions			The public			Total		
	Individually assessed	Collectively assessed	Total	Individually assessed	Collectively assessed	Total	Individually assessed	Collectively assessed	Total
	<b>Opening balance at 1 Jan 2013</b>	<b>–24</b>	<b>–4</b>	<b>–28</b>	<b>–2,376</b>	<b>–444</b>	<b>–2,820</b>	<b>–2,400</b>	<b>–448</b>
Provisions	0	0	0	–957	–174	–1,131	–957	–174	–1,131
Reversals	0	1	1	383	125	508	383	126	509
<b>Changes through the income statement</b>	<b>0</b>	<b>1</b>	<b>1</b>	<b>–574</b>	<b>–49</b>	<b>–623</b>	<b>–574</b>	<b>–48</b>	<b>–622</b>
Reclassified to assets held for sale	—	—	—	60	14	74	60	14	74
Allowances used to cover write-offs	—	—	—	508	—	508	508	0	508
Reclassification	—	—	—	–42	42	0	–42	42	0
Translation differences	0	0	0	51	18	69	51	18	69
<b>Closing balance at 31 Dec 2013</b>	<b>–24</b>	<b>–3</b>	<b>–27</b>	<b>–2,373</b>	<b>–419</b>	<b>–2,792</b>	<b>–2,397</b>	<b>–422</b>	<b>–2,819</b>
<b>Opening balance at 1 Jan 2012</b>	<b>–26</b>	<b>–2</b>	<b>–28</b>	<b>–1,866</b>	<b>–577</b>	<b>–2,443</b>	<b>–1,892</b>	<b>–579</b>	<b>–2,471</b>
Provisions	0	–5	–5	–1,313	–125	–1,438	–1,313	–130	–1,443
Reversals	1	3	4	367	244	611	368	247	615
<b>Changes through the income statement</b>	<b>1</b>	<b>–2</b>	<b>–1</b>	<b>–946</b>	<b>119</b>	<b>–827</b>	<b>–945</b>	<b>117</b>	<b>–828</b>
Allowances used to cover write-offs	—	—	—	453	—	453	453	0	453
Reclassification	0	—	0	–21	21	0	–21	21	0
Translation differences	1	0	1	4	–7	–3	5	–7	–2
<b>Closing balance at 31 Dec 2012</b>	<b>–24</b>	<b>–4</b>	<b>–28</b>	<b>–2,376</b>	<b>–444</b>	<b>–2,820</b>	<b>–2,400</b>	<b>–448</b>	<b>–2,848</b>

1) See Note G10 Net loan losses.

## Allowances and provisions

EURm	Central banks and credit institutions		The public		Total	
	31 Dec 2013	31 Dec 2012	31 Dec 2013	31 Dec 2012	31 Dec 2013	31 Dec 2012
Allowances for items on the balance sheet	–27	–28	–2,792	–2,820	–2,819	–2,848
Provisions for off balance sheet items	–10	–16	–51	–68	–61	–84
<b>Total allowances and provisions</b>	<b>–37</b>	<b>–44</b>	<b>–2,843</b>	<b>–2,888</b>	<b>–2,880</b>	<b>–2,932</b>

**G13** Loans and impairment, cont.

 Key ratios<sup>1</sup>

	31 Dec 2013	31 Dec 2012
Impairment rate, gross, basis points	178	188
Impairment rate, net, basis points	113	123
Total allowance rate, basis points	77	77
Allowances in relation to impaired loans, %	37	35
Total allowances in relation to impaired loans, %	43	41
Non-performing loans, not impaired, EURm	418	614

1) For definitions, see Business definitions on page 89.

**G14** Interest-bearing securities

EURm	31 Dec 2013	31 Dec 2012
State and sovereigns	21,422	20,827
Municipalities and other public bodies	2,490	5,486
Mortgage institutions	32,481	27,677
Other credit institutions	23,931	24,928
Corporates	6,095	4,820
Corporates sub-investment grade	445	794
Other	450	2,094
<b>Total</b>	<b>87,314</b>	<b>86,626</b>

**G16** Shares

EURm	31 Dec 2013	31 Dec 2012
Shares	12,164	11,984
Fund units, equity related	11,329	8,871
Fund units, interest related	9,809	7,279
<b>Total</b>	<b>33,302</b>	<b>28,134</b>
– of which Financial instruments pledged as collateral (Note G15)	31	6
<b>Total</b>	<b>33,271</b>	<b>28,128</b>

**G15** Financial instruments pledged  
as collateral

**Financial instruments pledged as collateral**

In repurchase transactions and in securities lending transactions, non-cash assets are transferred as collateral. When the counterpart receiving the collateral has the right to sell or repledge the assets, the assets are reclassified on the balance sheet to the item Financial instruments pledged as collateral.

EURm	31 Dec 2013	31 Dec 2012
Interest-bearing securities	9,544	7,964
Shares	31	6
<b>Total</b>	<b>9,575</b>	<b>7,970</b>

For information on transferred assets and reverse repos, see Note G45.

## G17

## Derivatives and Hedge accounting

31 Dec 2013, EURm	Fair value		Total nominal amount
	Positive	Negative	
<b>Derivatives held for trading</b>			
<b>Interest rate derivatives</b>			
Interest rate swaps	48,038	43,270	3,943,615
FRAs	16	18	50,590
Futures and forwards	206	210	1,155,477
Options	8,397	7,904	567,809
<b>Total</b>	<b>56,657</b>	<b>51,402</b>	<b>5,717,491</b>
<b>Equity derivatives</b>			
Equity swaps	86	151	5,381
Futures and forwards	3	5	733
Options	618	645	16,189
<b>Total</b>	<b>707</b>	<b>801</b>	<b>22,303</b>
<b>Foreign exchange derivatives</b>			
Currency and interest rate swaps	9,467	10,203	749,352
Currency forwards	472	510	84,848
Options	185	149	21,116
<b>Total</b>	<b>10,124</b>	<b>10,862</b>	<b>855,316</b>
<b>Credit derivatives</b>			
Credit Default Swaps (CDS)	1,337	1,361	60,888
<b>Total</b>	<b>1,337</b>	<b>1,361</b>	<b>60,888</b>
<b>Commodity derivatives</b>			
Swaps	105	92	2,125
Futures and forwards	12	10	762
Options	27	11	1,038
<b>Total</b>	<b>144</b>	<b>113</b>	<b>3,925</b>
<b>Other derivatives</b>			
Options	13	14	430
Other	21	13	1,948
<b>Total</b>	<b>34</b>	<b>27</b>	<b>2,378</b>
<b>Total derivatives held for trading</b>	<b>69,003</b>	<b>64,566</b>	<b>6,662,301</b>
<b>Derivatives used for hedge accounting</b>			
<b>Interest rate derivatives</b>			
Interest rate swaps	1,573	583	96,020
Options	0	5	1,574
<b>Total</b>	<b>1,573</b>	<b>588</b>	<b>97,594</b>
<b>Foreign exchange derivatives</b>			
Currency and interest rate swaps	416	770	18,563
<b>Total</b>	<b>416</b>	<b>770</b>	<b>18,563</b>
<b>Total derivatives used for hedge accounting</b>	<b>1,989</b>	<b>1,358</b>	<b>116,157</b>
– of which cash flow hedges	530	843	21,899 <sup>1</sup>
– of which fair value hedges	1,417	493	105,502 <sup>1</sup>
– of which net investment hedges	42	22	9,455
<b>Total derivatives</b>	<b>70,992</b>	<b>65,924</b>	<b>6,778,458</b>

1) Some cross currency interest rate swaps are used both as fair value hedges and cash flow hedges and the nominal amounts are reported on both lines.

**Periods when hedged cashflows are expected to occur and when they are expected to affect the income statement**

31 Dec 2013, EURm	<1 year	1–3 years	3–5 years	5–10 years	10 years
Cash inflows (assets)	67	—	—	—	65
Cash outflows (liabilities)	6,013	9,399	14,943	10,736	1,623
<b>Net cash outflows</b>	<b>5,946</b>	<b>9,399</b>	<b>14,943</b>	<b>10,736</b>	<b>1,558</b>

**G17** Derivatives and Hedge accounting, cont.

31 Dec 2012, EURm	Fair value		Total nom amount
	Positive	Negative	
<b>Derivatives held for trading</b>			
<b>Interest rate derivatives</b>			
Interest rate swaps	89,774	84,279	3,707,415
FRAs	21	29	24,998
Futures and forwards	585	559	1,438,612
Options	12,163	12,147	450,396
Other	15	0	1,177
<b>Total</b>	<b>102,558</b>	<b>97,014</b>	<b>5,622,598</b>
<b>Equity derivatives</b>			
Equity swaps	93	107	4,705
Futures and forwards	16	13	395
Options	514	448	12,711
<b>Total</b>	<b>623</b>	<b>568</b>	<b>17,811</b>
<b>Foreign exchange derivatives</b>			
Currency and interest rate swaps	10,593	13,345	792,777
Currency forwards	505	893	91,048
Options	202	212	26,329
Other	0	0	242
<b>Total</b>	<b>11,300</b>	<b>14,450</b>	<b>910,396</b>
<b>Credit derivatives</b>			
Credit Default Swaps (CDS)	637	655	47,052
<b>Total</b>	<b>637</b>	<b>655</b>	<b>47,052</b>
<b>Commodity derivatives</b>			
Swaps	493	433	5,694
Futures and forwards	5	26	599
Options	30	28	1,524
<b>Total</b>	<b>528</b>	<b>487</b>	<b>7,817</b>
<b>Other derivatives</b>			
Swaps	—	8	426
Options	11	6	233
Other	49	14	1,924
<b>Total</b>	<b>60</b>	<b>28</b>	<b>2,583</b>
<b>Total derivatives held for trading</b>	<b>115,706</b>	<b>113,202</b>	<b>6,608,257</b>
<b>Derivatives used for hedge accounting</b>			
<b>Interest rate derivatives</b>			
Interest rate swaps	2,281	594	58,816
Options	0	0	1,042
<b>Total</b>	<b>2,281</b>	<b>594</b>	<b>59,858</b>
<b>Foreign exchange derivatives</b>			
Currency and interest rate swaps	802	407	8,871
<b>Total</b>	<b>802</b>	<b>407</b>	<b>8,871</b>
<b>Total derivatives used for hedge accounting</b>	<b>3,083</b>	<b>1,001</b>	<b>68,729</b>
<b>Total derivatives</b>	<b>118,789</b>	<b>114,203</b>	<b>6,676,986</b>

## G18

## Fair value changes of the hedged items in portfolio hedge of interest rate risk

EURm	31 Dec 2013	31 Dec 2012
<b>Assets</b>		
Carrying amount at beginning of year	-711	-215
Changes during the year		
Revaluation of hedged items	926	-506
Translation differences	-12	10
<b>Carrying amount at end of year</b>	<b>203</b>	<b>-711</b>
<b>Liabilities</b>		
Carrying amount at beginning of year	1,940	1,274
Changes during the year		
Revaluation of hedged items	-169	625
Translation differences	-37	41
<b>Carrying amount at end of year</b>	<b>1,734</b>	<b>1,940</b>

The carrying amount at end of year represents accumulated changes in the fair value for those repricing time periods in which the hedged item is an asset respectively a liability. When the hedged item is an asset, the change in the fair value of the hedged item is presented within assets and when the hedged item is a liability, the change is presented as a liability.

## G19

## Investments in associated undertakings

EURm	31 Dec 2013	31 Dec 2012
Acquisition value at beginning of year	596	603
Acquisitions during the year	8	6
Sales during the year	-4	-4
Share in earnings <sup>1</sup>	86	67
Dividend received	-62	-42
Translation differences	17	-34
<b>Acquisition value at end of year</b>	<b>641</b>	<b>596</b>
Accumulated impairment charges at beginning of year	-11	-12
Accumulated impairment charges on sales during the year	—	1
Reversed impairment charges during the year	1	—
Reclassifications	-1	0
<b>Accumulated impairment charges at end of year</b>	<b>-11</b>	<b>-11</b>
<b>Total</b>	<b>630</b>	<b>585</b>

1) Share in earnings

EURm	2013	2012
Profit from companies accounted for under the equity method	79	93
Portfolio hedge, Eksportfinans ASA	-7	-36
Associated undertakings in Life, reported as Net result from items at fair value	14	10
<b>Share in earnings</b>	<b>86</b>	<b>67</b>

Nordea's share of the associated undertakings' aggregated balance sheets and income statements can be summarised as follows:

EURm	31 Dec 2013	31 Dec 2012
Total assets	5,069	6,975
Total liabilities	4,067	5,734
Operating income	588	455
Operating profit	78	98

Nordea has issued contingent liabilities of EUR 1,052m (EUR 731m) on behalf of associated undertakings.



## G19 Investments in associated undertakings, cont.

31 Dec 2013	Registration number	Domicile	Carrying amount 2013, EURm	Carrying amount 2012, EURm	Voting power of holding %
Eksportfinans ASA	816521432	Oslo	184	129	23
Ejendomspartnerskabet af 1/7 2003	27134971	Ballerup	197	193	49
Suomen Luotto-osuuskunta	0201646-0	Helsinki	25	46	27
LR Realkredit A/S	26045304	Copenhagen	10	13	39
Realia Holding Oy	2106796-8	Helsinki	20	20	25
Samajet Nymøllevvej 59-91	24247961	Ballerup	21	20	25
E-nettet Holding A/S	28308019	Copenhagen	2	2	20
Hovedbanens Forretningscenter K/S	16301671	Ballerup	15	14	50
Ejendomsselskabet Axelborg I/S	79334413	Copenhagen	9	9	33
Axel IKU Invest A/S	24981800	Copenhagen	—	1	33
Automatia Pankkiautomaatit Oy	0974651-1	Helsinki	8	8	33
KIFU-AX II A/S	25893662	Copenhagen	0	3	25
Bankernas Kontantservice A/S	33077599	Copenhagen	1	3	20
Bluegarden A/S (former Multidata Holding A/S)	27226027	Ballerup	3	0	29
Samejet Lautruphøj I/S	50857859	Ballerup	6	6	50
Nets Holding A/S	27225993	Ballerup	108	99	21
NF Fleet Oy	2006935-5	Espoo	3	2	20
Upplysningscentralen UC AB	556137-5113	Stockholm	3	3	26
Bankomat AB (former BAB Bankernas Automatbolag AB)	556817-9716	Stockholm	5	6	20
Other			10	8	
<b>Total</b>			<b>630</b>	<b>585</b>	

## G20 Intangible assets

EURm	31 Dec 2013	31 Dec 2012
<b>Goodwill allocated to cash generating units<sup>1</sup></b>		
Retail Banking Norway	847	958
Retail Banking Denmark	590	590
Retail Banking Sweden	231	237
Retail Banking Poland	—	66
Life & Pensions	309	310
Banking Russia	247	277
Shipping, Offshore & Oil services	197	218
<b>Goodwill, total</b>	<b>2,421</b>	<b>2,656</b>
<b>Other intangible assets</b>		
Computer software	757	694
Other intangible assets	68	75
<b>Other intangible assets, total</b>	<b>825</b>	<b>769</b>
<b>Intangible assets, total</b>	<b>3,246</b>	<b>3,425</b>
1) Excluding goodwill in associated undertakings.		
<b>Goodwill</b>		
Acquisition value at beginning of year	2,657	2,576
Reclassification to assets held for sale	-65	—
Translation differences	-170	81
<b>Acquisition value at end of year</b>	<b>2,422</b>	<b>2,657</b>
Accumulated impairment charges at beginning of year	-1	-1
<b>Accumulated impairment charges at end of year</b>	<b>-1</b>	<b>-1</b>
<b>Total</b>	<b>2,421</b>	<b>2,656</b>

G20

## Intangible assets, cont.

EURm	31 Dec 2013	31 Dec 2012
<b>Computer software</b>		
Acquisition value at beginning of year	1,041	854
Acquisitions during the year	191	171
Sales/disposals during the year	-4	-1
Reclassifications	-12	0
Translation differences	-32	17
<b>Acquisition value at end of year</b>	<b>1,184</b>	<b>1,041</b>
Accumulated amortisation at beginning of year	-305	-195
Amortisation according to plan for the year	-89	-106
Accumulated amortisation on sales/disposals during the year	3	0
Reclassifications	2	0
Translation differences	9	-4
<b>Accumulated amortisation at end of year</b>	<b>-380</b>	<b>-305</b>
Accumulated impairment charges at beginning of year	-42	-8
Impairment charges during the year	-17	-38
Reclassifications	9	4
Translation differences	3	0
<b>Accumulated impairment charges at end of year</b>	<b>-47</b>	<b>-42</b>
<b>Total</b>	<b>757</b>	<b>694</b>
<b>Other intangible assets</b>		
Acquisition value at beginning of year	215	216
Reclassification to assets held for sale	-13	—
Acquisitions during the year	13	6
Sales/disposals during the year	-3	-11
Reclassifications	-14	-2
Translation differences	6	6
<b>Acquisition value at end of year</b>	<b>204</b>	<b>215</b>
Accumulated amortisation at beginning of year	-136	-117
Reclassification to assets held for sale	10	—
Amortisation according to plan for the year	-30	-24
Accumulated amortisation on sales/disposals during the year	3	9
Reclassifications	15	1
Translation differences	3	-5
<b>Accumulated amortisation at end of year</b>	<b>-135</b>	<b>-136</b>
Accumulated impairment charges at beginning of year	-4	-4
Reclassification to assets held for sale	3	—
<b>Accumulated impairment charges at end of year</b>	<b>-1</b>	<b>-4</b>
<b>Total</b>	<b>68</b>	<b>75</b>

**Impairment test**

A cash generating unit, defined as the operating segment, is the basis for the goodwill impairment test.

The impairment test is performed for each cash generating unit by comparing the carrying amount of the net assets, including goodwill, with the recoverable amount. The recoverable amount is the value in use and is estimated based on discounted cash flows. Due to the long-term nature of the investments, cash flows are expected to continue indefinitely.

Cash flows in the near future (generally between 3–5 years) are based on financial forecasts, derived from forecasted margins, volumes and cost development. These input variables are based on historical data adjusted to reflect Nordea's assumptions about the future. Cash flows for the period beyond the forecasting period are based on estimated sector growth rates. For impairment testing, a growth rate of 2.5% (2.5%) has been used for all Nordic cash generating units. For cash generating units in Poland and Russia, 4.0% (3.0%) and 4.5% (4.5%) have been used. Growth rates are based on historical data, updated to reflect the current situation.

Cash flows include normalised loan losses.

The derived cash flows are discounted at a rate based on the market's long-term risk-free rate of interest and yield requirements. The post-tax discount rate used for the impairment test 2013 is 8.5% (8.5%), which equals a pre-tax rate of 11.3% (11.3%). For operations in Poland, an additional risk premium of 170 (150) basis points has been applied and for Russia an additional risk premium of 250 (225) basis points has been applied.

The impairment tests conducted in 2013 did not indicate any need for goodwill impairment. See Note G1 section 4 for more information.

An increase in the discount rate of 1 percentage point or a reduction in the future growth rate of 1 percentage points are considered to be reasonably possible changes in key assumptions. Such a change would not result in an impairment in any of the cash generating units, except for the Life business in Poland. An increase in the discount rate by 1 percentage point would result in an impairment of EUR 11m and a decrease in the growth rate by 1 percentage point would result in an impairment of EUR 6m in Life Poland.

**G21**
**Property and equipment**

<b>EURm</b>	31 Dec 2013	31 Dec 2012
Equipment	366	401
Land and buildings	65	73
<b>Total</b>	<b>431</b>	<b>474</b>
<b>Equipment</b>		
Acquisition value at beginning of year	1,022	960
Reclassified to assets held for sale	-50	—
Acquisitions during the year	140	139
Through mergers	-2	—
Sales/disposals during the year	-79	-59
Reclassifications	-49	-47
Translation differences	-29	29
<b>Acquisition value at end of year</b>	<b>953</b>	<b>1,022</b>
Accumulated depreciation at beginning of year	-619	-551
Reclassified to assets held for sale	29	—
Through mergers	1	—
Accumulated depreciation on sales/disposals during the year	60	43
Reclassifications	15	13
Depreciations according to plan for the year	-91	-110
Translation differences	22	-14
<b>Accumulated depreciation at end of year</b>	<b>-583</b>	<b>-619</b>
Accumulated impairment charges at beginning of year	-2	-12
Reclassification	1	10
Impairment charges during the year	-3	—
<b>Accumulated impairment charges at end of year</b>	<b>-4</b>	<b>-2</b>
<b>Total</b>	<b>366</b>	<b>401</b>
<b>Land and buildings</b>		
Acquisition value at beginning of year	82	81
Reclassified to assets held for sale	-10	—
Acquisitions during the year	1	1
Sales/disposals during the year	-1	-1
Reclassifications	0	-1
Translation differences	-4	2
<b>Acquisition value at end of year</b>	<b>68</b>	<b>82</b>
Accumulated depreciation at beginning of year	-9	-9
Reclassified to assets held for sale	6	—
<b>Accumulated depreciation at end of year</b>	<b>-3</b>	<b>-9</b>
<b>Total</b>	<b>65</b>	<b>73</b>

## G22

## Leasing

**Nordea as a lessor****Finance leases**

Nordea owns assets leased to customers under finance lease agreements. Finance lease agreements are reported as receivables from the lessee included in "Loans to the public" (see Note G13) at an amount equal to the net investment in the lease. The leased assets mainly comprise vehicles, machinery and other equipment.

Reconciliation of gross investments and present value of future minimum lease payments:

<b>EURm</b>	31 Dec 2013	31 Dec 2012
Gross investments	7,751	7,986
Less unearned finance income	-343	-464
<b>Net investments in finance leases</b>	<b>7,408</b>	<b>7,522</b>
Less unguaranteed residual values accruing to the benefit of the lessor	-73	-81
<b>Present value of future minimum lease payments receivable</b>	<b>7,335</b>	<b>7,441</b>
Accumulated allowance for uncollectible minimum lease payments receivable	10	5

As of 31 December 2013 the gross investment and the net investment by remaining maturity was distributed as follows:

<b>EURm</b>	31 Dec 2013	
	Gross Investment	Net Investment
2014	1,829	1,801
2015	1,908	1,792
2016	1,557	1,512
2017	826	795
2018	599	566
Later years	1,032	942
<b>Total</b>	<b>7,751</b>	<b>7,408</b>

**Operating leases**

Assets subject to operating leases mainly comprise real estate, vehicles, aeroplanes and other equipment. On the balance sheet they are reported as tangible assets.

Under non-cancellable operating leases, the future minimum lease payments receivable are distributed as follows:

<b>EURm</b>	31 Dec 2013
2014	8
2015	6
2016	4
2017	2
2018	0
Later years	0
<b>Total</b>	<b>20</b>

**Nordea as a lessee****Finance leases**

Nordea has only to a minor extent entered into finance lease agreements. The carrying amount of assets subject to finance leases amounts to EUR 27m (EUR 30m).

**Operating leases**

Nordea has entered into operating lease agreements for premises and office equipment.

<b>Leasing expenses during the year, EURm</b>	31 Dec 2013	31 Dec 2012
Leasing expenses during the year	-250	-246
– of which minimum lease payments	-227	-240
– of which contingent rents	-23	-6
Leasing income during the year regarding sublease payments	8	7

Future minimum lease payments under non-cancellable operating leases amounted to and are distributed as follows:

<b>EURm</b>	31 Dec 2013
2014	194
2015	150
2016	118
2017	102
2018	87
Later years	389
<b>Total</b>	<b>1,040</b>

Total sublease payments expected to be received under non-cancellable subleases amounts to EUR 16m.

**G23 Investment property**
**Movement in the balance sheet**

EURm	31 Dec 2013	31 Dec 2012
Carrying amount at beginning of year	3,408	3,644
Acquisitions during the year	504	116
Sales/disposals during the year	-219	-181
Net gains or losses from fair value adjustments	-40	-48
Transfers/reclassifications during the year	-5	-3
Translation differences	-124	-120
<b>Carrying amount at end of year</b>	<b>3,524</b>	<b>3,408</b>

**Amounts recognised in the income statement<sup>1</sup>**

EURm	2013	2012
Rental income	236	244
Direct operating expenses that generate rental income	-45	-59
Direct operating expenses that did not generate rental income	-8	-2

1) Together with fair value adjustments included in Net result from items at fair value.

The method applied when calculating fair value is a rate of return calculation, based on internal models. As a supplement to these values, appraisals were obtained from independent external valuers for parts of the investment property.

Approximately 80% of the investment properties are valued using internal models based on a rate of return calculation. For the remaining 20% of the investment properties, appraisals were obtained from independent external valuers.

**Geographical information**

31 Dec 2013, EURm	Carrying amount
Denmark	1,674
Norway	899
Finland	690
Sweden	76
Other	185
<b>Total</b>	<b>3,524</b>

**Yield requirements, average**

	Denmark	Norway	Finland	Sweden
Department stores, multistorey, car parks and hotels	7.6%	6.4%	6.0%	6.8%
Office buildings	6.1%	6.5%	6.5%	—
Apartment buildings	5.8%	6.1%	5.3%	4.3%
Other	—	7.3%	7.8%	6.5%

**G24 Other assets**

EURm	31 Dec 2013	31 Dec 2012
Claims on securities settlement proceeds	2,977	5,299
Cash/margin receivables	6,122	7,810
Other	1,965	2,445
<b>Total</b>	<b>11,064</b>	<b>15,554</b>

**G25 Prepaid expenses and accrued income**

EURm	31 Dec 2013	31 Dec 2012
Accrued interest income	1,123	1,302
Other accrued income	477	451
Prepaid expenses	783	806
<b>Total</b>	<b>2,383</b>	<b>2,559</b>

**G26 Deposits by credit institutions**

EURm	31 Dec 2013	31 Dec 2012
Central banks	12,632	8,699
Banks	30,699	30,647
Other credit institutions	15,759	16,080
<b>Total</b>	<b>59,090</b>	<b>55,426</b>

**G27 Deposits and borrowings from the public**

EURm	31 Dec 2013	31 Dec 2012
Deposits from the public	172,331	182,061
Borrowings from the public	28,412	18,617
<b>Total</b>	<b>200,743</b>	<b>200,678</b>

Deposits are defined as funds in deposit accounts covered by the government deposit guarantee but also including amounts in excess of the individual amount limits. Individual pension savings (IPS) are also included. Portfolio schemes in Nordea Bank Danmark A/S of EUR 4,302m (EUR 3,891m) are also included in Deposits.

G28

## Liabilities to policyholders

EURm	31 Dec 2013	31 Dec 2012
Traditional life insurance provisions	20,613	23,399
– of which guaranteed provisions	20,520	23,266
– of which non-guaranteed provisions	93	133
Unit-linked insurance provisions	9,321	7,169
– of which guaranteed provisions	290	285
– of which non-guaranteed provisions	9,031	6,884
Insurance claims provision	420	463
Provisions, Health & personal accident	238	259
<b>Total insurance contracts</b>	<b>30,592</b>	<b>31,290</b>
Investment contracts	13,737	12,106
– of which guaranteed provisions	3,431	3,786
– of which non-guaranteed provisions	10,306	8,320
Collective bonus potential	2,897	1,924
<b>Total</b>	<b>47,226</b>	<b>45,320</b>

Liabilities to policyholders are obligations related to insurance contracts. These contracts are divided into contracts containing insurance risk and contracts without insurance risk. The latter are pure investments contracts.

Insurance contracts consists of Life insurance provisions and other insurance related items.

Life insurance contracts are measured and recognised in accordance with IFRS 4, i.e. the measurement and recognition principle under previous GAAP has been maintained consequently resulting in non-uniform accounting policies method on consolidation. Each market represented by Nordic and European entities measures and recognises insurance contracts using local accounting policies.

31 Dec 2013, EURm	Traditional life insurance provisions	Unit-linked insurance provisions	Insurance claims provisions	Provisions, Health & per- sonal accident	Investment contracts provisions	Collective bonus potentials	Total
<b>Provisions/bonus potentials, beginning of year</b>	<b>23,399</b>	<b>7,169</b>	<b>463</b>	<b>259</b>	<b>12,106</b>	<b>1,924</b>	<b>45,320</b>
Gross premiums written	1,090	1,571	—	—	3,615	—	6,276
Reclassification to liabilities held for sale	-6	-188	-13	-4	-305	—	-516
Transfers	363	-345	—	—	-484	—	-466
Addition of interest/investment return	523	413	—	—	1,119	—	2,055
Claims and benefits	-2,377	-641	-24	-4	-1,866	—	-4,912
Expense loading including addition of expense bonus	-113	-64	—	—	-83	—	-260
Change in provisions/bonus potential	0	0	—	-9	—	1,027	1,018
Other	-1,593	1,445	—	—	7	-12	-153
Translation differences	-673	-39	-6	-4	-372	-42	-1,136
<b>Provisions/bonus potentials, end of year</b>	<b>20,613</b>	<b>9,321</b>	<b>420</b>	<b>238</b>	<b>13,737</b>	<b>2,897</b>	<b>47,226</b>

Provision relating to bonus schemes/  
discretionary participation feature:

99%

20%

31 Dec 2012, EURm	Traditional life insurance provisions	Unit-linked insurance provisions	Insurance claims provisions	Provisions, Health & per- sonal accident	Investment contracts provisions	Collective bonus potentials	Total
<b>Provisions/bonus potentials, beginning of year</b>	<b>23,572</b>	<b>4,899</b>	<b>428</b>	<b>277</b>	<b>10,226</b>	<b>1,313</b>	<b>40,715</b>
Gross premiums written	1,833	1,112	—	—	2,582	—	5,527
Transfers	-1,055	1,135	—	—	-166	—	-86
Addition of interest/investment return	573	580	—	—	1,157	—	2,310
Claims and benefits	-2,373	-513	30	-34	-1,744	—	-4,634
Expense loading including addition of expense bonus	-82	-47	—	—	-85	—	-214
Change in provisions/bonus potential	—	—	—	13	—	584	597
Other	711	-16	—	—	-100	4	599
Translation differences	220	19	5	3	236	23	506
<b>Provisions/bonus potentials, end of year</b>	<b>23,399</b>	<b>7,169</b>	<b>463</b>	<b>259</b>	<b>12,106</b>	<b>1,924</b>	<b>45,320</b>

Provision relating to bonus schemes/  
discretionary participation feature:

98%

25%

**G28** Liabilities to policyholders, cont.

**Insurance risks**

Insurance risk is described in the “Risk, Liquidity and Capital

management” section of the Board of Directors’ Report. Additional quantitative information is found below.

**Life insurance risk and market risks in the Life insurance operations**

Sensitivites EURm	31 Dec 2013		31 Dec 2012	
	Effect on policyholders	Effect on Nordea’s own account	Effect on policyholders	Effect on Nordea’s own account
Mortality – increased living with 1 year	-179.9	-76.7	-149.3	-130.5
Mortality – decreased living with 1 year	252.5	-0.5	270.9	9.4
Disability – 10% increase	-27.0	-21.7	-24.2	-14.1
Disability – 10% decrease	43.6	5.3	35.8	0.1
50 bp increase in interest rates	-415.5	12.2	-486.1	4.0
50 bp decrease in interest rates	517.1	-12.2	369.6	-4.4
12% decrease in all share prices	-1,027.3	-42.5	-844.8	-9.1
8% decrease in property value	-241.1	-2.1	-192.5	-30.8
8% loss on counterpart	-24.1	-1.1	-67.1	-0.2

**Liabilities to policyholders divided in guarantee levels (technical interest rate)**

31 Dec 2013, EURm	Non	0 pct.	0 to 3 pct.	3 to 5 pct.	Over 5 pct.	Total liabilities
Technical provision	19,429	3,885	12,166	8,048	143	43,671

31 Dec 2012, EURm	Non	0 pct.	0 to 3 pct.	3 to 5 pct.	Over 5 pct.	Total liabilities
Technical provision	15,336	4,081	13,186	9,568	503	42,674

**Risk profiles on insurance**

Product	Risk types	Material effect
Traditional	– Mortality	Yes
	– Disability	Yes
	– Return guaranties	Yes
Unit-Link	– Mortality	Yes
	– Disability	Yes
	– Return guaranties	No
Health and personal accident	– Mortality	No
	– Disability	Yes
	– Return guaranties	No
Financial contract	– Mortality	No
	– Disability	No
	– Return guaranties	No

**G29** Debt securities in issue

EURm	31 Dec 2013	31 Dec 2012
Certificates of deposit	16,329	18,627
Commercial papers	35,975	38,524
Bond loans	133,208	126,649
Other	90	108
<b>Total</b>	<b>185,602</b>	<b>183,908</b>

**G30** Other liabilities

EURm	31 Dec 2013	31 Dec 2012
Liabilities on securities settlement proceeds	2,458	7,758
Sold, not held, securities	10,995	6,136
Accounts payable	186	225
Cash/margin payables	5,867	5,787
Other	5,231	4,867
<b>Total</b>	<b>24,737</b>	<b>24,773</b>

## G31

## Accrued expenses and prepaid income

EURm	31 Dec 2013	31 Dec 2012
Accrued interest	1,999	2,185
Other accrued expenses	1,331	1,330
Prepaid income	347	388
<b>Total</b>	<b>3,677</b>	<b>3,903</b>

## G32

## Provisions

EURm	31 Dec 2013	31 Dec 2012
Reserve for restructuring costs	89	109
Transfer risk, off-balance	12	19
Individually assessed guarantees and other commitments	49	65
Tax	2	132
Other	25	64
<b>Total</b>	<b>177</b>	<b>389</b>

EURm	Restructuring	Transfer risk	Guarantees/ commitments	Tax	Other	Total
At beginning of year	109	19	65	132	64	389
Reclassified to liabilities held for sale	-5	—	—	—	—	-5
New provisions made	18	4	21	4	7	54
Provisions utilised	-26	—	-10	-133	-13	-182
Reversals	-4	-11	-26	—	-30	-71
Reclassifications	-1	—	—	—	-2	-3
Translation differences	-2	0	-1	-1	-1	-5
<b>At end of year</b>	<b>89</b>	<b>12</b>	<b>49</b>	<b>2</b>	<b>25</b>	<b>177</b>

Provisions for restructuring costs amounts to EUR 89m and covers termination benefit (EUR 83m) and other provisions mainly related to redundant premises (EUR 6m). The restructuring activities have mainly been launched to reach the anticipated cost efficiency and profitability, and as a part of this Nordea plans to reduce the number of employees, partly through close down of branches. The majority of the provision is expected to be used during 2014-2015. As with any other provision there is an uncertainty around timing and amount, which is expected to decrease as the plan is being executed.

Provision for Transfer risk of EUR 12m is related to off-balance sheet items. Transfer risk relating to loans is included in the item Allowances for collectively assessed impaired loans in Note G13. Provision for transfer risk is depending on the volume of business with different countries.

Loan loss provisions for individually assessed guarantees and other commitments amounted to EUR 49m.

Provision for legal disputes amounts to EUR 13m (EUR 8m expected to be settled 2014) and other provisions to EUR 12m (EUR 4m expected to be settled 2014).



**G33**
**Retirement benefit obligations**

EURm	31 Dec 2013	31 Dec 2012
Defined benefit plans, net	13	327
<b>Total</b>	<b>13</b>	<b>327</b>

Nordea sponsors both defined contribution plans (DCP) and defined benefit plans (DBP). IAS 19 secures that the pension obligations net of plan assets backing these obligations is reflected on the Group's balance sheet. The major plans in each country are funded schemes covered by assets in pension funds/foundations.

The plans are structured in accordance with local regulations and legislations, local practice and, where applicable, collective agreements. Nordea's main DBPs in Sweden, Norway and Finland are all final salary and service based pension plans providing pension benefits on top of the statutory systems. All DBPs are closed for new entrants, new employees are offered DCPs. DBPs in Sweden are mainly offered in accordance with collective agreements and follows the regulations in the Pension Obligations Vesting Act (Tryggandelagen). Plan assets are held in a separate pension foundation. In Norway the DBPs are in accordance with the Nordea Norway occupational pension plan and follows the Occupational Pension Act (Foretakspensjonloven). In Norway plan assets are also held by a separate pension fund. In Finland Nordea is providing additional pension benefits on top of the statutory system in accordance with the Nordea Finland occupational pension plan and follows the regulations in the Employees' Pension Act (TyEL). Plan assets are generally held in a separate pension foundation. Minimum funding requirements differ between plans but where such requirements are based on collective agreements or internal policies the funding requirement is generally that the pension obligations measured using local requirements shall be covered in full or with a predefined surplus. Some pension plans are not covered by funding requirements and are generally unfunded. Quarterly assessments are made to secure the level of future contributions.

Defined benefit plans may impact Nordea via changes in the net present value of obligations and/or changes in the market value of plan assets. Changes in the obligation are most importantly driven by changes in assumptions on discount rates (interest rates and credit spreads), salary increases, turnover and mortality as well as relevant experience adjustments where the actual outcome differs from the assumption. Assets are invested in diversified portfolios as further disclosed below, with bond exposures mitigating the interest rate risk in the obligations and a fair amount of real assets (inflation protected) to reduce the long term inflationary risk in liabilities.

No significant plan amendments, curtailments and settlements have been made during the year.

**IAS 19 pension calculations and assumptions**

Calculations on major plans are performed by external liability calculators and are based on different actuarial assumptions.

Assumptions <sup>1</sup>	Swe	Nor	Fin	Den
<b>2013</b>				
Discount rate <sup>2</sup>	3.75%	4.00%	3.50%	3.50%
Salary increase	2.50%	3.00%	2.50%	2.50%
Inflation	1.50%	2.00%	1.50%	2.00%
<b>2012</b>				
Discount rate <sup>2</sup>	3.50%	4.00%	3.50%	3.50%
Salary increase	2.50%	3.00%	3.00%	2.50%
Inflation	1.50%	2.00%	2.00%	2.00%

1) The assumptions disclosed for 2013 have an impact on the liability calculation by year-end 2013, while the assumptions disclosed for 2012 are used for calculating the pension expense in 2013.

2) More information on the discount rate can be found in Note G1, section 22. The sensitivities to changes in the discount rate can be found below.

Sensitivities – Impact on Pension Benefit Obligation (PBO) %	Swe	Nor	Fin	Den
Discount rate – Increase 50bps	-7.1%	-6.7%	-6.3%	-4.9%
Discount rate – Decrease 50bps	8.0%	7.6%	7.2%	5.3%
Salary increase – Increase 50bps	2.3%	2.4%	0.4%	5.4%
Salary increase – Decrease 50bps	-1.5%	-2.1%	-0.4%	-5.0%
Inflation – Increase 50bps	7.1%	6.1%	4.3%	—
Inflation – Decrease 50bps	-6.2%	-5.6%	-4.0%	—

The sensitivity analyses are prepared by changing one actuarial assumption while keeping the other assumptions unchanged. This is a simplified approach since the actuarial assumptions usually are correlated. However, it enables the reader to isolate one effect from another. The method used for calculating the impact on the obligation is the same as when calculating the obligation accounted for in the financial statements. Compared with the 2012 Annual Report there have been no changes in the methods used when preparing the sensitivity analyses.

As all pensions in Denmark are salary indexed, the inflation has no impact on the PBO in Denmark.

## G33 Retirement benefit obligations, cont.

### Net retirement benefit liabilities/assets

EURm	Swe 2013	Nor 2013	Fin 2013	Den 2013	Total 2013	Total 2012
Obligations	1,368	829	818	115	3,130	3,452
Plan assets	1,412	650	927	128	3,117	3,125
<b>Net liability(-)/asset(+)</b>	<b>44</b>	<b>-179</b>	<b>109</b>	<b>13</b>	<b>-13</b>	<b>-327</b>
- of which retirement benefit liabilities	119	179	25	11	334	469
- of which retirement benefit assets	163	—	134	24	321	142

### Changes in the obligation

EURm	Swe 2013	Nor 2013	Fin 2013	Den 2013	Total 2013	Total 2012
Opening balance	1,496	945	894	117	3,452	3,580
Current service cost	27	19	3	0	49	64
Interest cost	51	33	30	4	118	124
Pensions paid	-74	-38	-42	-8	-162	-165
Past service cost and settlements	-2	-3	-1	—	-6	-36
Remeasurement from changes in demographic assumptions	—	4	-1	1	4	0
Remeasurement from changes in financial assumptions	-54	—	-48	—	-102	-187
Remeasurement from experience adjustments	-4	-8	-15	1	-26	30
Translation differences	-45	-115	-2	0	-162	120
Change in provision for SWT/SSC <sup>1</sup>	-27	-8	—	—	-35	-78
<b>Closing balance</b>	<b>1,368</b>	<b>829</b>	<b>818</b>	<b>115</b>	<b>3,130</b>	<b>3,452</b>

1) Change in provision for special wage tax (SWT) and social security contribution (SSC) in Sweden and Norway.

The average duration of the obligation is 15 years in Sweden, 14 years in Norway, 14 years in Finland and 11 years in Denmark based on discounted cash flows. The fact that all DBPs are closed for new entrants and that there are no active members in Denmark, and to some extent also in Finland, leads to lower duration.

### Changes in the fair value of plan assets

EURm	Swe 2013	Nor 2013	Fin 2013	Den 2013	Total 2013	Total 2012
Opening balance	1,404	673	916	132	3,125	2,848
Interest income (calculated using the discount rate)	49	26	31	5	111	106
Pensions paid	—	-19	-42	-8	-69	-72
Settlements	—	-1	1	—	0	-4
Contributions by employer	12	45	10	—	67	18
Remeasurement (actual return less interest income)	-8	12	13	-1	16	142
Translation differences	-45	-86	-2	0	-133	87
<b>Closing balance</b>	<b>1,412</b>	<b>650</b>	<b>927</b>	<b>128</b>	<b>3,117</b>	<b>3,125</b>

### Asset composition

The combined return on assets in 2013 was 4.1% (8.7%). Main drivers were positive returns on equities, credit investment and real estate whereas sovereign bonds subtracted from the result. At the end of the year the equity exposure in pension funds/foundations represented 25% (21%) of total assets.

## G33 Retirement benefit obligations, cont.

<b>Asset composition in funded schemes</b>	Swe 2013	Nor 2013	Fin 2013	Den 2013	Total 2013	Total 2012
Bonds	73%	52%	58%	82%	65%	67%
– sovereign	35%	41%	37%	46%	38%	51%
– covered bonds	25%	11%	5%	36%	17%	8%
– corporate bonds	13%	—	16%	—	10%	8%
– issued by Nordea entities	—	11%	—	25%	3%	1%
– with quoted market price in an active market	73%	52%	58%	82%	65%	67%
Equity	25%	26%	27%	17%	25%	21%
– domestic	8%	7%	9%	17%	8%	7%
– european	7%	8%	8%	—	7%	6%
– US	6%	7%	6%	—	6%	5%
– emerging	4%	4%	4%	—	4%	3%
– with quoted market price in an active market	25%	26%	27%	17%	25%	21%
Real estate <sup>1</sup>	—	14%	13%	—	7%	7%
– occupied by Nordea	—	—	4%	—	1%	1%
Cash and cash equivalents	2%	8%	2%	1%	3%	5%

1) The geographical location of the real estate follows the geographical location of the relevant pension plan.

The Group expects to contribute EUR 51m to its defined benefit plans in 2014.

### Defined benefit pension cost

The total net pension cost related to defined benefit plans recognised in the Group's income statement (as staff costs) for the year is EUR 61m (EUR 66m). Total pension costs comprise defined benefit pension costs as well as costs related to defined contribution plans (see specification in Note G7).

<b>Recognised in the income statement, EURm</b>	Swe 2013	Nor 2013	Fin 2013	Den 2013	Total 2013	Total 2012
Current service cost	27	19	3	0	49	64
Net interest	2	7	-1	-1	7	18
Past service cost and settlements	-2	-2	-2	—	-6	-32
SWT/SSC <sup>1</sup>	8	3	—	—	11	16
<b>Pension cost on defined benefit plans (expense+/income-)</b>	<b>35</b>	<b>27</b>	<b>0</b>	<b>-1</b>	<b>61</b>	<b>66</b>

1) Cost related to special wage tax (SWT) in Sweden and social security contribution (SSC) in Norway.

Compared with the pension cost 2012, excluding past service cost, the pension cost has decreased in 2013. Mainly as a consequence of the change of actuarial assumptions at the end of 2012.

<b>Recognised in other comprehensive income, EURm</b>	Swe 2013	Nor 2013	Fin 2013	Den 2013	Total 2013	Total 2012
Remeasurement from changes in demographic assumptions	—	4	-1	1	4	0
Remeasurement from changes in financial assumptions	-54	—	-48	—	-102	-187
Remeasurement from experience adjustments	-4	-8	-15	1	-26	30
Remeasurement of plan assets (actual return less interest income)	8	-12	-13	1	-16	-142
SWT/SSC <sup>1</sup>	-13	-2	—	—	-15	-63
<b>Pension cost on defined benefit plans (expense+/income-)</b>	<b>-63</b>	<b>-18</b>	<b>-77</b>	<b>3</b>	<b>-155</b>	<b>-362</b>

1) Cost related to special wage tax (SWT) in Sweden and social security contribution (SSC) in Norway.

## G33

## Retirement benefit obligations, cont.

**Multiemployer plans**

In 2010 the Norwegian Parliament decided to change the AFP (Avtalefestet Pensjon) plan in Norway as from 2011. The change gave rise to a new multiemployer defined benefit plan that cannot be calculated as such, as information on Nordea's share of the liabilities and pension costs in the plan is not available from Fellesordningen (the administrator). Consequently the new AFP plan has to be accounted for as a defined contribution plan in accordance with IAS 19. Information on the funded status in the plan is not available.

The new AFP plan gives the entitled employees a lifelong addition to regular pensions from the age of 62. Further, the new scheme allows the employees to continue working while receiving AFP without this affecting the pension rights. The plan is founded on the basis of a three party cooperation between employer organisations, employee organisations and the Norwegian government. The government covers one third of the pension expense to the AFP plan while the member companies collectively cover the remaining two thirds of the pension expense. The premium the member firms are paying to the plan is determined to be sufficient to cover on-going pension expenses as well as provide a basis for building up a pension fund. The purpose of the pension fund is to ensure sufficient ability to cover expected future pension obligations.

The premium rate for 2013 is 2% of the employees' wages between 1 and 7.1 times the average base amount according to

the Norwegian National Insurance Act. The premium is calculated based on the average wages and base amounts from the previous year, excluding employees over the age of 62. Total premiums paid in 2013 amounts to EUR 2m. Payments to the plan during 2013 covered 2,958 employees. The premium rate for 2014 will be 2.2% of the employees' wages between 1 and 7.1 times the average base amount according to the Norwegian National Insurance Act. The expected premium in 2014 amounts to EUR 2.7m.

The employees that meet the requirements for AFP are guaranteed AFP payments regardless of the solvency of their employers. As a result the employer members have joint responsibility for two thirds of the payable pensions to the employees that at any given time meet the requirements for AFP. Any deficit or surplus on windup of the plan or entities' withdrawal from the plan will not have any impact on Nordea.

**Key management personnel**

The Group's total pension obligations regarding key management personnel amounted to EUR 35m (EUR 36m) at the end of the year. These obligations are to a high degree covered by plan assets. Defined benefit pension costs (Current service cost as well as Past service cost and settlements as defined in IAS 19) related to key management personnel in 2013 were EUR 2m (EUR 2m). Complete information concerning key management personnel is disclosed in Note G7.

## G34

## Subordinated liabilities

<b>EURm</b>	31 Dec 2013	31 Dec 2012
Dated subordinated debenture loans	4,107	5,160
Undated subordinated debenture loans	574	666
Hybrid capital loans	1,864	1,971
<b>Total</b>	<b>6,545</b>	<b>7,797</b>

These debenture loans are subordinated to other liabilities. Dated debenture loans entitle the lender to payment before undated subordinated loans and hybrid capital loans. Within each respective category, the loans entitle lenders to equal payment rights.

**G35 Assets pledged as security for own liabilities**

EURm	31 Dec 2013	31 Dec 2012
<b>Assets pledged for own liabilities</b>		
Lease agreements	—	77
Securities etc <sup>1</sup>	19,944	20,753
Loans to the public	128,766	110,964
Other assets pledged	25,708	28,130
<b>Total</b>	<b>174,418</b>	<b>159,924</b>

**The above pledges pertain to the following liabilities**

	31 Dec 2013	31 Dec 2012
Deposits by credit institutions	9,892	12,300
Deposits and borrowings from the public	11,681	9,029
Derivatives	5,990	8,044
Debt securities in issue	92,176	86,653
Other liabilities and commitments	20,203	21,241
<b>Total</b>	<b>139,942</b>	<b>137,267</b>

1) Relates only to securities recognised on the balance sheet. Securities borrowed or bought under reverse repurchase agreements are not recognised on the balance sheet and thus not included in the amount. Such transactions are disclosed in Note G45, Transferred assets and obtained collaterals.

Assets pledged for own liabilities contain securities pledged as security in repurchase agreement and in securities lending. The transactions are conducted under standard agreements employed by financial markets participants. Counterparts in those transactions are credit institutions and the public. The transactions are typically short term with maturity within three months.

Securities in the Life operations are also pledged as security for the corresponding insurance liabilities.

Loans to the public have been registered as collateral for issued covered bonds and mortgage bonds in line with local legislation. In the event of the company's insolvency, the holders of these bonds have priority to the assets registered as collateral.

Other assets pledged relates to certificate of deposits pledged by Nordea to comply with authority requirements.

**G36 Other assets pledged**

EURm	31 Dec 2013	31 Dec 2012
<b>Other assets pledged<sup>1</sup></b>		
Securities etc.	7,412	10,281
Other assets pledged	55	63
<b>Total</b>	<b>7,467</b>	<b>10,344</b>

1) Collaterals pledged on behalf of other items other than the company's own liabilities, e.g., on behalf of a third party or on behalf of the company's own contingent liabilities are accounted for under this item.

Securities etc. includes interest-bearing securities pledged as security for payment settlements within the central banks and clearing institutions. The terms and conditions require day to day security and relate to liquidity intraday/over night. Other assets pledged relate to pledged deposits.

**G37 Contingent liabilities**

EURm	31 Dec 2013	31 Dec 2012
<b>Guarantees</b>		
– Loan guarantees	3,560	4,016
– Other guarantees	15,409	14,828
Documentary credits	1,831	2,231
Other contingent liabilities	70	82
<b>Total</b>	<b>20,870</b>	<b>21,157</b>

In the normal business Nordea issues various forms of guarantees in favour of the bank's customers. Loan guarantees are given for customers to guarantee obligations in other credit- and pension institutions. Other guarantees consist mainly of commercial guarantees such as bid guarantees, advance payment guarantees, warranty guarantees and export related guarantees. Contingent liabilities also include unutilised irrevocable import documentary credits and confirmed export documentary credits. These transactions are part of the bank services and support the bank's customers. Guarantees and documentary credits are off-balance sheet items, unless there is a need for a provision to cover a probable loan loss that arises from the judgement that reimbursement will not be received.

Nordea Bank AB (publ) has undertaken, in relation to certain individuals and on certain conditions, to be responsible for the potential payment liability against them in their capacity as managing directors or board member in group undertakings to Nordea Bank AB (publ).

A limited number of employees are entitled to severance pay if they are dismissed before reaching their normal retirement age. For further disclosures, see Note G7.

**Legal proceedings**

Within the framework of the normal business operations, the Group faces a number of claims in civil lawsuits and disputes, most of which involve relatively limited amounts. Presently, none of the current disputes are considered likely to have any significant adverse effect on the Group or its financial position.

## G38

## Commitments

EURm	31 Dec 2013	31 Dec 2012
Future payment obligations	422	545
Credit commitments <sup>1</sup>	78,332	84,914
Other commitments	845	749
<b>Total</b>	<b>79,599</b>	<b>86,208</b>

1) Including unutilised portion of approved overdraft facilities of EUR 44,053m (EUR 45,796m).

Reverse repurchase agreements are recognised on and derecognised from the balance sheet on settlement date. Nordea has as per 31 December 2013 signed reverse repurchase agreements that have not yet been settled and consequently are not recognised on the balance sheet. On settlement date these reverse repurchase agreements will, to the utmost extent, replace existing reverse repurchase agreements not yet derecognised as per 31 December 2013. The net impact on the balance sheet is minor. These instruments have not been disclosed as commitments.

For information about derivatives, see Note G17 and about reverse repos, see Note G45.

## G39

## Insurance activities

## Operating profit, insurance

EURm	2013	2012
<b>Operating income<sup>1</sup></b>		
Fee and commission income	400	335
Fee and commission expense	-134	-124
<b>Net fee and commission income</b>	<b>266</b>	<b>211</b>
Net result on items at fair value	219	279
<b>Operating income</b>	<b>485</b>	<b>490</b>
Operating expenses		
Staff costs	-123	-117
Other expenses	-82	-79
Depreciation, amortisation and impairment charges of tangible and intangible assets	-11	-14
<b>Total operating expenses</b>	<b>-216</b>	<b>-210</b>
<b>Operating profit, insurance</b>	<b>269</b>	<b>280</b>

1) Before allocations and elimination of intra-group transactions.

## Operating profit, insurance

EURm	2013	2012
<b>Technical result</b>		
Premiums written	6,375	5,149
Investment income, investment contracts	1,120	1,136
Investment income, insurance contracts	1,583	2,470
Other technical income	126	128
Claims paid	-4,912	-4,278
Change in technical provisions, investment contracts	-2,374	-1,766
Change in technical provisions, insurance contracts	-286	-1,667
Change in collective bonus potential	-1,046	-582
Operating expenses	-341	-331
<b>Technical result</b>	<b>245</b>	<b>259</b>
Non-technical investment income	24	21
<b>Operating profit</b>	<b>269</b>	<b>280</b>

## Balance sheet

EURm	31 Dec 2013	31 Dec 2012
<b>Assets</b>		
Cash and balances with central banks	0	1
Loans to the public	0	571
Loans to credit institutions	1,686	1,802
Interest bearing securities	23,243	25,405
Shares and participations	23,292	19,096
Derivatives	692	752
Participating interests	240	234
Intangible assets	324	332
Tangible assets	23	27
Investment property	3,367	3,261
Deferred tax assets	8	16
Current tax assets	2	—
Retirement benefit assets	—	7
Other assets	490	559
Prepaid expenses and accrued income	204	545
Assets held for sale	673	—
<b>Total assets</b>	<b>54,244</b>	<b>52,608</b>
– of which intra-group transactions	4,245	4,973
<b>Liabilities</b>		
Deposits by credit institutions and central banks	2,992	1,999
Deposits and borrowings from the public	0	387
Liabilities to Life insurance policyholders	47,226	45,320
Derivatives	516	518
Current tax liabilities	106	65
Other liabilities	330	1,652
Accrued expenses and deferred income	140	212
Deferred tax liabilities	251	294
Provisions	3	6
Retirement benefit obligation	11	8
Subordinated liabilities	515	530
Liabilities held for sale	646	—
<b>Total liabilities</b>	<b>52,736</b>	<b>50,991</b>
<b>Equity</b>	<b>1,508</b>	<b>1,617</b>
<b>Total liabilities and equity</b>	<b>54,244</b>	<b>52,608</b>
– of which intra-group transactions	2,907	3,294

## G40

## Capital adequacy

Capital adequacy is a measure of the financial strength of a bank, usually expressed as a ratio of capital to assets. There is now a worldwide capital adequacy standard (Basel II) drawn up by the Basel Committee on Banking Supervision. Within the EU, the capital adequacy requirements are outlined in the CRD.

Over the years, amendments have been made to the first version of the CRD regulation. The amendments were implemented at the end of 2010 and 2011 and strengthened the large exposure regime, increased the quality of the capital base and added stricter securitisation regulation. The final version of the Capital Requirement Directive (CRD IV) and Capital Requirement Regulation (CRR) which was published in June 2013, require higher capitalisation levels and better quality of capital, better risk coverage, the introduction of a leverage ratio as a backstop to the risk based requirement, measures to promote the build-up of capital that can be drawn in periods of stress and the introduction of liquidity standards. The Directive will be implemented through national law within all EU countries during 2014, while the Regulation will be applicable in all EU countries from 1 January 2014.

The Basel II framework is built on three Pillars:

- Pillar I – requirements for the calculation of RWA and capital requirements
- Pillar II – rules for the Supervisory Review Process (SRP), including the Internal Capital Adequacy Assessment Process (ICAAP)
- Pillar III – rules for the disclosure on risk and capital management, including capital adequacy

Nordea performs an ICAAP with the purpose to review the management, mitigation and measurement of material risks within the business environment in order to assess the adequacy of capitalisation and to determine an internal capital requirements reflecting the risks of the institution.

The ICAAP is a continuous process which increases awareness of capital requirements and exposure to material risks throughout the organisation, both in the business area and legal entity dimensions. Stress tests are important drivers of risk awareness, looking at capital and risk from a firm-wide perspective on a regular basis and on an ad-hoc basis for specific areas or segments. The process includes a regular dialogue with supervisory authorities, rating agencies and other external stakeholders with respect to capital management, measurement and mitigation techniques used.

Nordea's capital levels continue to be adequate to support the risks taken, both from an internal perspective as well as from the perspective of supervisors. Heading into 2014, Nordea will continue to closely follow the development of the new capital requirement regime as well as maintain its open dialogue with the supervisory authorities.

The disclosures in this note cover the Nordea Financial Group as defined on page 148. The comparative figures have not been restated for IAS 19. All disclosures are made for total operations.

## Bridge between IFRS equity and core tier 1 capital

EURm	31 Dec 2013	31 Dec 2012
Balance sheet equity	29,209	28,216
Adjustment NLP & AFS	-859	-949
<b>Subtotal</b>	<b>28,350</b>	<b>27,267</b>
Dividend	-1,734	-1,370
Goodwill	-2,176	-2,346
Intangible assets	-811	-748
Deferred taxes	-68	-201
Cash Flow hedges	19	16
Shortfall deduction (50%)	-369	-554
Deduction for investments in credit institutions (50%)	-99	-103
<b>Core tier 1 capital</b>	<b>23,112</b>	<b>21,961</b>

## Items included in the capital base

EURm	31 Dec 2013	31 Dec 2012
<b>Tier 1 capital</b>		
Paid-up capital	4,050	4,050
Share premium	1,080	1,080
<b>Eligible capital</b>	<b>5,130</b>	<b>5,130</b>
Reserves	20,120	19,028
Minority interests	2	5
Income from current year	3,116	3,120
<b>Eligible reserves</b>	<b>23,238</b>	<b>22,153</b>
<b>Core tier 1 capital (before deductions)</b>	<b>28,368</b>	<b>27,283</b>
<b>Subordinated capital loans</b>	<b>1,949</b>	<b>1,992</b>
Deductions for investments in insurance companies (50%)	-616	—
Proposed/actual dividend	-1,734	-1,370
Deferred tax assets	-68	-201
Intangible assets	-2,987	-3,094
Deductions for investments in credit institutions	-99	-103
IRB provisions shortfall (-)	-369	-554
<b>Deductions</b>	<b>-5,873</b>	<b>-5,322</b>
<b>Tier 1 capital (net after deductions)</b>	<b>24,444</b>	<b>23,953</b>
– of which hybrid capital	1,949	1,992
– of which deductions for investments in insurance companies (50%)	-616	—
– of which core tier 1 capital (net of deductions)	23,112	21,961
<b>Tier 2 capital</b>		
Undated subordinated loans	682	708
Dated subordinated loans	4,107	4,676
Other additional own funds	81	56
<b>Tier 2 capital (before deductions)</b>	<b>4,870</b>	<b>5,440</b>
Deductions for investments in credit institutions	-99	-103
IRB provisions excess (+)/shortfall (-)	-369	-554
<b>Deductions</b>	<b>-468</b>	<b>-657</b>
<b>Tier 2 capital (net after deductions)</b>	<b>4,402</b>	<b>4,783</b>
Deductions for investments in insurance companies (50%)	-616	-1,236
Pension assets in excess of related liabilities	-190	-226
<b>Capital base</b>	<b>28,040</b>	<b>27,274</b>

## G40 Capital adequacy, cont.

### Core tier 1 capital and tier 1 capital

Core tier 1 capital is defined as eligible capital including eligible reserves, net of regulatory required deductions made directly to core tier 1 capital. The capital recognised as core tier 1 capital holds the ultimate characteristics for loss absorbance defined from a going concern perspective and represents the most subordinated claim in the event of liquidation. The tier 1 capital is defined as core tier 1 capital and capital of the same or close to the character of eligible capital and eligible reserves. Tier 1 capital can include a limited component of undated subordinated capital loans.

### Eligible capital and eligible reserves

Paid up capital is the share capital contributed by shareholders, including the share premium paid. Eligible reserves consist primarily of retained earnings, other reserves, minority interests and income from current year. Retained earnings are earnings from previous years reported via the income statement. Other reserves are related to revaluation and translation reserves referred to acquisitions and associated companies under the equity method. The equity interests of minority shareholdings in companies that are fully consolidated in the financial group are also included. Positive income from current year is included as eligible capital after verification by the external auditors, however negative income must be deducted. Repurchased own shares or own shares temporary included in trading portfolios are deducted from eligible reserves.

Tier 1 instruments comprise only 8% of tier 1 capital in Nordea; that is, the predominant share of tier 1 capital consists of capital considered as of the highest quality.

### Tier 1 instruments subject to limits

The inclusion of undated subordinated loans in tier 1 capital is restricted and repurchase can normally not take place until five years after original issuance of the instrument.

Undated subordinated loans may be repaid only upon decision by the Board of Directors in Nordea and with the permission of the Swedish FSA. Further, there are restrictions related to step-up conditions, order of priority, and interest payments under constraint conditions. Currently, the inclusion of undated subordinated capital as a component of tier 1 capital is limited by regulation to 50% net of relevant deductions. For the tier 1 loans, conditions specify appropriation in order to avoid being obliged to enter into liquidation. To the extent that may be required to avoid liquidation, the principal amounts of tier 1 loans (together with accrued interest) would be written down and converting such amount into a conditional capital contribution.

### Tier 2 capital

Tier 2 capital must be subordinated to depositors and general creditors of the bank. It cannot be secured or covered by a guarantee of the issuer or related entity or include any other arrangement that legally or economically enhances the seniority of the claim vis-a-vis depositors and other bank creditors.

### Tier 2 subordinated loans

Tier 2 capital consists mainly of subordinated debt. Tier 2 capital includes two different types of subordinated loan capital; undated loans and dated loans. According to the regulation,

tier 2 capital may not exceed tier 1 capital and dated tier 2 loans must not exceed 50% of tier 1 capital. The limits are set net of deductions.

The basic principle for subordinated debt in the capital base is the order of priority in case of a default or bankruptcy situation. Under such conditions, the holder of the subordinated loan would be repaid after other creditors, but before shareholders. The share of outstanding loan amount possible to include in the tier 2 capital related to dated loans is reduced if the remaining maturity is less than five years.

During 2013 Nordea called EUR 500m of its tier 2 loan. As of year-end, Nordea held EUR 4.1bn in dated subordinated loans and EUR 0.7bn in undated subordinated loans.

The table below shows the carrying outstanding amounts of undated and dated loans included in the capital base. Call date is where the issuer has the legal right to redeem outstanding loan amounts according the terms of agreement. The loans and the principles for time-reductions follow Swedish legislation. The carrying amounts in the table may deviate from capital amounts used in the capital base due to swap arrangements and adjustments for maturities.

### Other tier 2 capital

Other additional funds consists of adjustment to valuation differences in available for sale equities transferred to core additional own funds. Unrealised gains from equity holdings classified as available for sale securities can according to regulation only be included in tier 2 capital.



## G40 Capital adequacy, cont.

### Dated and undated loans

#### Dated loans, tier 2

Issuer	Carrying amount EURm	Capital base 31 Dec 2013	Start	Maturity	Call date	Step-up
Nordea Bank AB	899	899	2011	May 2021		N
Nordea Bank AB	747	747	2012	Feb 2022	Feb 2017	N
Nordea Bank AB	996	996	2010	Mar 2020		N
Nordea Bank AB	747	747	2010	Mar 2021		N
Nordea Bank AB	718	718	2012	Sep 2022		N
<b>Total dated loans</b>	<b>4,107</b>	<b>4,107</b>				

#### Undated loans, tier 1

Issuer	Carrying amount EURm	Capital base 31 Dec 2013	Start	Maturity	Call date	Step-up
Nordea Bank AB	361	386	2009	n/a	Mar 2015	Y
Nordea Bank AB	361	361	2009	n/a	Mar 2015	Y
Nordea Bank AB	435	484	2005	n/a	Apr 2015	Y
Nordea Bank AB	138	145	2005	n/a	Mar 2035	Y
Nordea Bank AB	69	73	2005	n/a	Oct 2035	Y
Nordea Bank AB	500	500	2004	n/a	Mar 2014 <sup>1</sup>	N
<b>Total undated loans, tier 1</b>	<b>1,864</b>	<b>1,949</b>				

#### Undated loans, tier 2

Issuer	Carrying amount EURm	Capital base 31 Dec 2013	Start	Maturity	Call date	Step-up
Nordea Bank Norway ASA	145	145	1986	n/a	May 2014 <sup>1</sup>	N
Nordea Bank Finland Plc	360	468	2004	n/a	Jul 2014	Y
Nordea Bank Finland Plc	69	69	1999	n/a	Feb 2029	Y
<b>Total undated loans, tier 2</b>	<b>574</b>	<b>682</b>				

<b>Total</b>	<b>6,545</b>	<b>6,738</b>				
--------------	--------------	--------------	--	--	--	--

1) First call date has passed.

## G40 Capital adequacy, cont.

### Capital requirements and RWA

EURm	31 Dec 2013		31 Dec 2012	
	Capital requirement	Basel II RWA	Capital requirement	Basel II RWA
<b>Credit risk</b>	<b>10,376</b>	<b>129,705</b>	<b>11,627</b>	<b>145,340</b>
IRB foundation	8,965	112,061	9,764	122,050
– of which corporate	6,787	84,844	7,244	90,561
– of which institutions	468	5,848	671	8,384
– of which retail SME	104	1,298	915	11,439
– of which retail mortgage	862	10,772	721	9,007
– of which retail other	622	7,778	101	1,264
– of which other	122	1,521	112	1,395
Standardised	1,411	17,644	1,863	23,290
– of which sovereign	34	428	34	426
– of which institution	49	611	47	583
– of which corporate	301	3,768	732	9,160
– of which retail	862	10,776	860	10,752
– of which other	165	2,061	190	2,369
<b>Market risk</b>	<b>700</b>	<b>8,753</b>	<b>506</b>	<b>6,323</b>
– of which trading book, Internal Approach	410	5,131	312	3,897
– of which trading book, Standardised Approach	186	2,321	138	1,727
– of which banking book, Standardised Approach	104	1,301	56	699
<b>Operational risk</b>	<b>1,344</b>	<b>16,796</b>	<b>1,298</b>	<b>16,229</b>
Standardised	1,344	16,796	1,298	16,229
<b>Sub total</b>	<b>12,420</b>	<b>155,254</b>	<b>13,431</b>	<b>167,892</b>
<b>Adjustment for transition rules</b>				
Additional capital requirement according to transition rules	4,318	53,969	3,731	46,631
<b>Total</b>	<b>16,738</b>	<b>209,223</b>	<b>17,162</b>	<b>214,523</b>

### Capital requirements for market risk, 31 December 2013

EURm	Trading book, IA		Trading book, SA		Banking book, SA		Total	
	RWA	Capital requirement	RWA	Capital requirement	RWA	Capital requirement	RWA	Capital requirement
Interest rate risk <sup>1</sup>	1,667	133	1,796	144	—	—	3,463	277
Equity risk	160	13	276	22	—	—	436	35
Foreign exchange risk	243	19	—	—	1,301	104	1,544	123
Commodity risk	—	—	249	20	—	—	249	20
Diversification effect	-1,061	-85	—	—	—	—	-1,061	-85
Stressed Value-at-Risk	2,698	216	—	—	—	—	2,698	216
Incremental Risk Charge	1,003	80	—	—	—	—	1,003	80
Comprehensive Risk Charge	421	34	—	—	—	—	421	34
<b>Total</b>	<b>5,131</b>	<b>410</b>	<b>2,321</b>	<b>186</b>	<b>1,301</b>	<b>104</b>	<b>8,753</b>	<b>700</b>

1) Interest rate risk column Trading book IA includes both general and specific interest rate risk which is elsewhere referred to as interest rate VaR and credit spread VaR.

The Nordea Group may transfer capital within its legal entities without material restrictions. International transfers of capital between legal entities are normally possible after approval by the local regulator and are of importance in governing the capital position of the Group. The guarantee schemes introduced within the EU in 2008 limit the transfera-

bility of capital under certain circumstances, which serves to impact cross-border financial groups. No such restrictions were however directly affecting Nordea as per end of 2013.

More Capital Adequacy information for the Group can be found in the Capital management section page 63 and in the Pillar III report.

## G40 Capital adequacy, cont.

### Specification over group undertakings consolidated/deducted from the Nordea Financial Group, 31 December 2013

Group undertakings included in the Nordea Financial Group	Number of shares	Carrying amount EURm	Voting power of holding	Domicile	Consolidation method
<b>Nordea Bank Finland Plc</b>	1,030,800,000	5,959	100%	Helsinki	Purchase method
Nordea Finance Finland Ltd			100%	Espoo	Purchase method
<b>Nordea Bank Danmark A/S</b>	50,000,000	4,010	100%	Copenhagen	Purchase method
Nordea Finans Danmark A/S			100%	Høje Taastrup	Purchase method
Nordea Kredit Realkreditaktieselskab			100%	Copenhagen	Purchase method
Fionia Asset Company A/S			100%	Copenhagen	Purchase method
<b>Nordea Bank Norge ASA</b>	551,358,576	2,733	100%	Oslo	Purchase method
Nordea Eiendomskreditt AS			100%	Oslo	Purchase method
Nordea Finans Norge AS			100%	Oslo	Purchase method
Privatmegleren AS			100%	Oslo	Purchase method
<b>Nordea Bank Polska S.A.</b>	55,061,403	343	99.2%	Gdynia	Purchase method
<b>OOO Promyshlennaya Companiya Vestcon</b>	4,601,942,680	659	100%	Moscow	Purchase method
OJSC Nordea Bank			100%	Moscow	Purchase method
Nordea Hypotek AB (publ)	100,000	1,998	100%	Stockholm	Purchase method
Nordea Fonder AB	15,000	242	100%	Stockholm	Purchase method
Nordea Bank S.A.	999,999	455	100%	Luxembourg	Purchase method
Nordea Finans Sverige AB (publ)	1,000,000	124	100%	Stockholm	Purchase method
Nordea Funds Ltd	3,350	174	100%	Helsinki	Purchase method
Nordea Ejendomsinvestering A/S	1,000	29	100%	Copenhagen	Purchase method
Nordea IT Polska S.p. z.o.o	100	40	100%	Warsaw	Purchase method
Nordea Investment Management AB	12,600	237	100%	Stockholm	Purchase method
Nordea Life Holding AB	1,000	719	100%	Stockholm	Purchase method
Other companies		1			Purchase method
<b>Total included in the capital base</b>		<b>17,723</b>			

Group undertakings deducted from the capital base	Carrying amount EURm	Voting power of holding	Domicile
Nordea Life Holding AB, including debt from parent company	1,233	100%	Stockholm
<b>Total group undertakings deducted from the capital base</b>	<b>1,233</b>		

#### Over 10% investments in credit institutions deducted from the capital base, including debt from group undertakings

Eksportfinans ASA	184	23%	Oslo
NF Fleet Oy	3	20%	Espoo
LR Realkredit A/S	10	39%	Copenhagen
Other	1		
<b>Total investments in credit institutions deducted from the capital base<sup>1</sup></b>	<b>198</b>		

1) Other associated undertakings are consolidated using the equity method.

## G41

## Classification of financial instruments

31 Dec 2013, EURm	Financial assets at fair value through profit or loss								Total
	Loans and receivables	Held to maturity	Held for trading	Designated at fair value through profit or loss	Derivatives used for hedging	Available for sale	Non-financial assets	Assets held for sale	
<b>Assets</b>									
Cash and balances with central banks	33,529	—	—	—	—	—	—	—	33,529
Loans to central banks	11,014	—	755	—	—	—	—	—	11,769
Loans to credit institutions	4,281	—	5,851	611	—	—	—	—	10,743
Loans to the public	250,026	—	39,159	53,266	—	—	—	—	342,451
Interest-bearing securities	—	5,359	35,326	18,627	—	28,002	—	—	87,314
Financial instruments pledged as collateral	—	—	9,575	—	—	—	—	—	9,575
Shares	—	—	9,909	23,358	—	4	—	—	33,271
Derivatives	—	—	69,045	—	1,947	—	—	—	70,992
Fair value changes of the hedged items in portfolio hedge of interest rate risk	203	—	—	—	—	—	—	—	203
Investments in associated undertakings	—	—	—	—	—	—	630	—	630
Intangible assets	—	—	—	—	—	—	3,246	—	3,246
Property and equipment	—	—	—	—	—	—	431	—	431
Investment property	—	—	—	—	—	—	3,524	—	3,524
Deferred tax assets	—	—	—	—	—	—	62	—	62
Current tax assets	—	—	—	—	—	—	31	—	31
Retirement benefit assets	—	—	—	—	—	—	321	—	321
Other assets	4,057	—	—	6,122	—	—	885	—	11,064
Prepaid expenses and accrued income	1,886	—	20	—	—	—	477	—	2,383
Assets held for sale	—	—	—	—	—	—	—	8,895	8,895
<b>Total</b>	<b>304,996</b>	<b>5,359</b>	<b>169,640</b>	<b>101,984</b>	<b>1,947</b>	<b>28,006</b>	<b>9,607</b>	<b>8,895</b>	<b>630,434</b>

31 Dec 2013, EURm	Financial liabilities at fair value through profit or loss							Total
	Held for trading	Designated at fair value through profit or loss	Derivatives used for hedging	Other financial liabilities	Non-financial liabilities	Liabilities held for sale		
<b>Liabilities</b>								
Deposits by credit institutions	23,064	2,743	—	33,283	—	—	—	59,090
Deposits and borrowings from the public	26,743	5,804	—	168,196	—	—	—	200,743
Liabilities to policyholders	—	13,737	—	—	33,489	—	—	47,226
Debt securities in issue	6,955	35,121	—	143,526	—	—	—	185,602
Derivatives	64,588	—	1,336	—	—	—	—	65,924
Fair value changes of the hedged items in portfolio hedge of interest rate risk	—	—	—	1,734	—	—	—	1,734
Current tax liabilities	—	—	—	—	303	—	—	303
Other liabilities	10,996	5,867	—	5,747	2,127	—	—	24,737
Accrued expenses and prepaid income	29	427	—	1,890	1,331	—	—	3,677
Deferred tax liabilities	—	—	—	—	935	—	—	935
Provisions	—	—	—	—	177	—	—	177
Retirement benefit liabilities	—	—	—	—	334	—	—	334
Subordinated liabilities	—	—	—	6,545	—	—	—	6,545
Liabilities held for sale	—	—	—	—	—	—	4,198	4,198
<b>Total</b>	<b>132,375</b>	<b>63,699</b>	<b>1,336</b>	<b>360,921</b>	<b>38,696</b>	<b>4,198</b>	<b>601,225</b>	

**G41**
**Classification of financial instruments, cont.**

31 Dec 2012, EURm	Loans and receivables	Held to maturity	Financial assets at fair value through profit or loss			Derivatives used for hedging	Available for sale	Non-financial assets	Total
			Held for trading	Designated at fair value through profit or loss					
<b>Assets</b>									
Cash and balances with central banks	36,060	—	—	—	—	—	—	—	36,060
Loans to central banks	7,207	—	798	—	—	—	—	—	8,005
Loans to credit institutions	2,911	—	6,683	975	—	—	—	—	10,569
Loans to the public	266,996	—	26,120	53,135	—	—	—	—	346,251
Interest-bearing securities	755	6,497	36,214	20,762	—	22,398	—	—	86,626
Financial instruments pledged as collateral	—	—	7,970	—	—	—	—	—	7,970
Shares	—	—	8,950	19,168	—	10	—	—	28,128
Derivatives	—	—	115,706	—	3,083	—	—	—	118,789
Fair value changes of the hedged items in portfolio hedge of interest rate risk	-711	—	—	—	—	—	—	—	-711
Investments in associated undertakings	—	—	—	—	—	—	—	585	585
Intangible assets	—	—	—	—	—	—	—	3,425	3,425
Property and equipment	—	—	—	—	—	—	—	474	474
Investment property	—	—	—	—	—	—	—	3,408	3,408
Deferred tax assets	—	—	—	—	—	—	—	266	266
Current tax assets	—	—	—	—	—	—	—	78	78
Retirement benefit assets	—	—	—	—	—	—	—	142	142
Other assets	6,742	—	—	7,810	—	—	—	1,002	15,554
Prepaid expenses and accrued income	2,083	—	—	25	—	—	—	451	2,559
<b>Total</b>	<b>322,043</b>	<b>6,497</b>	<b>202,441</b>	<b>101,875</b>	<b>3,083</b>	<b>22,408</b>	<b>9,831</b>	<b>668,178</b>	

31 Dec 2012, EURm	Financial liabilities at fair value through profit or loss			Derivatives used for hedging	Other financial liabilities	Non-financial liabilities	Total
	Held for trading	Designated at fair value through profit or loss					
<b>Liabilities</b>							
Deposits by credit institutions	—	17,320	2,538	—	35,568	—	55,426
Deposits and borrowings from the public	—	16,919	7,381	—	176,378	—	200,678
Liabilities to policyholders	—	—	12,106	—	—	33,214	45,320
Debt securities in issue	—	7,572	30,864	—	145,472	—	183,908
Derivatives	—	113,202	—	1,001	—	—	114,203
Fair value changes of the hedged items in portfolio hedge of interest rate risk	—	—	—	—	1,940	—	1,940
Current tax liabilities	—	—	—	—	—	391	391
Other liabilities	—	6,136	5,787	—	10,408	2,442	24,773
Accrued expenses and prepaid income	—	—	470	—	2,103	1,330	3,903
Deferred tax liabilities	—	—	—	—	—	976	976
Provisions	—	—	—	—	—	389	389
Retirement benefit liabilities	—	—	—	—	—	469	469
Subordinated liabilities	—	—	—	—	7,797	—	7,797
<b>Total</b>		<b>161,149</b>	<b>59,146</b>	<b>1,001</b>	<b>379,666</b>	<b>39,211</b>	<b>640,173</b>

**Loans designated at fair value through profit or loss**

EURm	31 Dec 2013	31 Dec 2012
Carrying amount	53,877	54,110
Maximum exposure to credit risk	53,877	54,110
Carrying amount of credit derivatives used to mitigate the credit risk	—	—

## G41

## Classification of financial instruments, cont.

**Financial assets and liabilities designated at fair value through profit or loss****Changes in fair values of financial liabilities attributable to changes in credit risk**

The financial liabilities designated at fair value through profit or loss exposed to changes in credit risk are issued bonds in the Danish group undertaking Nordea Kredit Realkreditaktieselskab, EUR 35,121m (EUR 30,864m), the funding of the Markets operation, EUR 14,841m (EUR 16,176m) and investment contracts in Life, EUR 13,737m (EUR 12,106m). The funding of Markets is generally of such a short term nature that the effect of changes in own credit risk is not significant. The value of the investment contracts in Life is directly linked to the assets in the contracts and there is consequently no effect from changes in own credit risk in these contracts.

The fair value of bonds issued by Nordea Kredit Realkreditaktieselskab increased by EUR 16m (increased EUR 89m) in 2013 due to changes in own credit risk. The cumulative change since designation is a decrease of EUR 596m (decrease EUR 626m). The method used to estimate the amount of changes in fair value attributable to changes in market conditions is based on relevant benchmark interest rates, which are the average yields on Danish and German (EUR) government bonds.

For the issued mortgage bonds a change in the liability's credit risk and price will have a corresponding effect on the value of the loans. The reason is that a change in the price of the bonds will be offset by the opposite change in the value of the prepayment option of the loan.

**Changes in fair values of financial assets attributable to changes in credit risk**

Lending designated at fair value through profit or loss exposed to changes in credit risk consist of lending in the Danish group undertaking Nordea Kredit Realkreditaktieselskab, EUR 48,829m (EUR 48,091m) and lending in the Markets operation, EUR 5,048m (EUR 6,019m). The fair value of lending in Nordea Kredit Realkreditaktieselskab increased by EUR 9m (decreased EUR 119m) in 2013 due to changes in credit risk. The cumulative change since designation is a decrease of EUR 160m (decrease EUR 169m). The method used to estimate the amount of change in the fair value attributable to changes in credit risk is similar to the incurred loss impairment model for amortised cost assets under IAS 39. The lending in Markets is generally of such a short term nature (mainly overnight deposits) that the effect of changes in credit risk is not significant. Also instruments classified as "Other assets" and "Prepaid expenses and accrued income" are of such a short-term nature that the impact from changes in credit risk is not significant.

**Comparison of carrying amount and contractual amount to be paid at maturity**

	Carrying amount	Amount to be paid at maturity
<b>2013, EURm</b>		
Financial liabilities designated at fair value through profit or loss	63,699	63,037
<b>2012, EURm</b>		
Financial liabilities designated at fair value through profit or loss	59,146	57,906

Liabilities to policyholders have no fixed maturities and there is no fixed amount to be paid. The amount disclosed to be paid at maturity has been set to the carrying amount.

## G42

## Assets and liabilities at fair value

**Fair value of financial assets and liabilities**

EURm	31 Dec 2013		31 Dec 2012	
	Carrying amount	Fair value	Carrying amount	Fair value
<b>Financial assets</b>				
Cash and balances with central banks	33,529	33,529	36,060	36,060
Loans	365,166	365,166	364,114	364,370
Interest-bearing securities	87,314	87,439	86,626	86,995
Financial instruments pledged as collateral	9,575	9,575	7,970	7,970
Shares	33,271	33,271	28,128	28,128
Derivatives	70,992	70,992	118,789	118,789
Other assets	10,179	10,179	14,552	14,552
Prepaid expenses and accrued income	1,906	1,906	2,108	2,108
<b>Total</b>	<b>611,932</b>	<b>612,057</b>	<b>658,347</b>	<b>658,972</b>
<b>Financial liabilities</b>				
Deposits and debt instruments	453,714	455,368	449,749	448,954
Liabilities to policyholders	13,737	13,737	12,106	12,106
Derivatives	65,924	65,924	114,203	114,203
Other liabilities	22,610	22,610	22,331	22,331
Accrued expenses and prepaid income	2,346	2,346	2,573	2,573
<b>Total</b>	<b>558,331</b>	<b>559,985</b>	<b>600,962</b>	<b>600,167</b>

For information about valuation of items measured at fair value on the balance sheet, see Note G1 and the section "Determination of fair values for items measured at fair value on the balance sheet" below. For information about valuation of items not measured at fair value on the balance sheet, see the section "Financial assets and liabilities not held at fair value on the balance sheet" below.

G42

## Assets and liabilities at fair value, cont.

## Assets and liabilities held at fair value on the balance sheet

## Categorisation into the fair value hierarchy

31 Dec 2013, EURm	Quoted prices in active markets for the same instrument (Level 1)	– of which Life	Valuation technique using observable data (Level 2)	– of which Life	Valuation technique using non-observable data (Level 3)	– of which Life	Total
<b>Assets at fair value on the balance sheet<sup>1</sup></b>							
Loans to central banks	—	—	755	—	—	—	755
Loans to credit institutions	—	—	6,462	—	—	—	6,462
Loans to the public	—	—	92,425	—	—	—	92,425
Interest-bearing securities <sup>2</sup>	59,276	11,641	31,745	6,882	478	104	91,499
Shares <sup>3</sup>	28,004	18,995	1,457	1,454	3,841	2,842	33,302
Derivatives	195	128	69,361	26	1,436	—	70,992
Investment property	—	—	—	—	3,524	3,367	3,524
Other assets	—	—	6,122	—	—	—	6,122
Prepaid expenses and accrued income	—	—	20	—	—	—	20
<b>Total</b>	<b>87,475</b>	<b>30,764</b>	<b>208,347</b>	<b>8,362</b>	<b>9,279</b>	<b>6,313</b>	<b>305,101</b>
<b>Liabilities at fair value on the balance sheet<sup>1</sup></b>							
Deposits by credit institutions	—	—	25,807	1,168	—	—	25,807
Deposits and borrowings from the public	—	—	32,547	—	—	—	32,547
Liabilities to policyholders	—	—	13,737	13,737	—	—	13,737
Debt securities in issue	35,121	—	6,955	—	—	—	42,076
Derivatives	35	—	64,490	—	1,399	—	65,924
Other liabilities	8,939	—	7,923	—	1	—	16,863
Accrued expenses and prepaid income	—	—	456	—	—	—	456
<b>Total</b>	<b>44,095</b>	<b>—</b>	<b>151,915</b>	<b>14,905</b>	<b>1,400</b>	<b>—</b>	<b>197,410</b>

1) All items are measured at fair value on a recurring basis at the end of each reporting period.

2) Of which EUR 9,544m relates to the balance sheet item Financial instruments pledged as collateral.

3) Of which EUR 31m relates to the balance sheet item Financial instruments pledged as collateral.

31 Dec 2012, EURm	Quoted prices in active markets for the same instrument (Level 1)	– of which Life	Valuation technique using observable data (Level 2)	– of which Life	Valuation technique using non-observable data (Level 3)	– of which Life	Total
<b>Assets at fair value on the balance sheet<sup>1</sup></b>							
Loans to central banks	—	—	798	—	—	—	798
Loans to credit institutions	34	—	7,624	—	—	—	7,658
Loans to the public	—	—	79,255	—	—	—	79,255
Interest-bearing securities <sup>2</sup>	57,852	16,768	28,368	5,558	1,118	719	87,338
Shares <sup>3</sup>	24,760	16,886	—	—	3,374	2,210	28,134
Derivatives	175	156	116,698	78	1,916	—	118,789
Other assets	—	—	7,810	—	—	—	7,810
Prepaid expenses and accrued income	—	—	25	—	—	—	25
<b>Total</b>	<b>82,821</b>	<b>33,810</b>	<b>240,578</b>	<b>5,636</b>	<b>6,408</b>	<b>2,929</b>	<b>329,807</b>
<b>Liabilities at fair value on the balance sheet<sup>1</sup></b>							
Deposits by credit institutions	—	—	19,858	—	—	—	19,858
Deposits and borrowings from the public	—	—	24,300	—	—	—	24,300
Liabilities to policyholders	—	—	12,106	12,106	—	—	12,106
Debt securities in issue	30,864	—	7,572	—	—	—	38,436
Derivatives	53	—	112,566	—	1,584	—	114,203
Other liabilities	4,873	—	7,050	—	—	—	11,923
Accrued expenses and prepaid income	—	—	470	—	—	—	470
<b>Total</b>	<b>35,790</b>	<b>—</b>	<b>183,922</b>	<b>12,106</b>	<b>1,584</b>	<b>—</b>	<b>221,296</b>

1) All items are measured at fair value on a recurring basis at the end of each reporting period.

2) Of which EUR 7,964m relates to the balance sheet item Financial instruments pledged as collateral.

3) Of which EUR 6m relates to the balance sheet item Financial instruments pledged as collateral.

### Assets and liabilities held at fair value on the balance sheet

Fair value measurements of assets and liabilities carried at fair value have been categorised under the three levels of the IFRS fair value hierarchy that reflects the observability and significance of inputs. The categorisation of these instruments is based on the lowest level input that is significant to the fair value measurement in its entirety.

Level 1 in the fair value hierarchy consists of assets and liabilities valued using unadjusted quoted prices in active markets for identical assets or liabilities. An active market for the asset or liability is a market in which transactions for the asset or liability occur with sufficient frequency and volume to provide pricing information on an on-going basis. This category includes listed derivatives, listed equities, government bonds in developed countries, and most liquid mortgage bonds and corporate bonds where direct tradable price quotes exist.

Level 2 in the fair value hierarchy consists of assets and liabilities that do not have directly quoted market prices available from active markets. The fair values are estimated using valuation techniques or valuation models based on market prices or rates prevailing at the balance sheet date and any unobservable inputs have had an insignificant impact on the fair values. This is the case for the majority of Nordea's OTC derivatives, securities purchased/sold under resale/repurchase agreements, securities borrowed/lent and other instruments where active markets supply the input to the valuation techniques or models.

Level 3 in the fair value hierarchy consists of those types of assets and liabilities which fair values cannot be obtained directly from quoted market prices or indirectly using valuation techniques or models supported by observable market prices or rates. This is generally the case for investments in unlisted securities, private equity funds, hedge funds and investment properties. This is generally also the case for more complex OTC derivatives, including OTC derivatives where less active markets supply input to the valuation techniques or models, certain complex or structured financial instruments such as CLNs and CDOs, and illiquid interest bearing securities. Complex valuation models are generally characterised by the use of unobservable and model specific parameters.

All valuation models, both complex and simple models, make use of market parameters. These parameters comprise interest rates, volatilities, correlations etc. Some of these parameters are observable while others are not. For non-exotic currencies the interest rates are all observable, and the volatilities and the correlations of the interest rates and FX rates are observable up to a certain maturity. Volatilities and correlations are also observable for the most liquid equity instruments in the short end. For less liquid equity instruments, and for commodities, the option market is fairly illiquid, and hence the volatilities and correlations are unobservable. For each instrument the sensitivity towards unobservable parameters is measured. If the impact from unobservable parameters on the valuation is significant the instrument is categorised as Level 3 in the fair value hierarchy.

For interest-bearing securities the categorisation into the three levels are based on the internal pricing methodology. These instruments can either be directly quoted in active markets (Level 1) or measured using a methodology giving a quote based on observable inputs (Level 2). Level 3 bonds are characterised by illiquidity.

For OTC derivatives valuation models are used for establishing fair value. For collateralised contracts OIS interest rates are

used for discounting. These rates are observable in the market. The valuation is in addition based on several other market parameters, depending on the nature of the contract. Complex valuation models are used for more exotic OTC derivatives. The models are usually in-house developed, and based on assumptions about the behaviour of the underlying asset and statistical scenario analysis. As mentioned above OTC derivatives are generally categorised as Level 2 in the fair value hierarchy and all significant model parameters are thus observable in active markets. For vanilla derivatives standard models like e.g. Black-Scholes are used for valuation.

Valuations of Private Equity Funds (PEF) and unlisted equity instruments are by nature more uncertain than valuations of more actively traded equity instruments. Emphasis is put on using a consistent approach across all assets and over time. The methods used are consistent with the guideline "International Private Equity and Venture Capital Valuation Guidelines" issued by EVCA (European Venture Capital Association). The EVCA guidelines are considered as best practice in the PEF industry. For US based funds, similar methods are applied.

Nordea furthermore holds loans and issued debt securities in the subsidiary Nordea Kredit Realkreditaktieselskab at fair value. When Nordea grants mortgage loans to borrowers, in accordance with the Danish mortgage finance law, Nordea at the same time issues debt securities with matching terms, so called "match funding". Fair value of the issued debt securities is based on quoted prices and thus categorised as Level 1 in the fair value hierarchy. As the borrowers have the right to purchase debt securities issued by Nordea in the market and return these as repayment for their loans, the fair value of the loans is the same as the fair value of the issued bonds (due to the revaluation of the repayment option embedded in the loan) adjusted for changes in the credit risk of the borrower. The credit risk adjustment is calculated based on an incurred loss model.

Fair value of financial assets and liabilities are generally calculated as the theoretical net present value of the individual instruments, based on independently sourced market parameters as described above, and assuming no risks and uncertainties. This calculation is supplemented by a portfolio adjustment. The portfolio adjustment covers uncertainties associated with the valuation techniques, model assumptions and unobservable parameters as well as the portfolio's counterparty credit risk and liquidity risk. An important part of the portfolio adjustment serves to adjust the net open market risk exposures from mid-prices to ask or bid prices (depending on the net position). For different risk categories, exposures are aggregated and netted according to internal guidelines and aggregated market price information on bid-ask spreads are applied in the calculation. Spreads are updated on a regular basis.

The portfolio adjustment for uncertainties associated with model assumptions comprises two components (the calculation principles are defined as part of the internal approval process for valuation models):

- Benchmarking of the model output (market values) against market information or against results from alternative models, where available.
- Sensitivity calculations where unobservable parameters are changed to other reasonable values.

The portfolio adjustment for counterparty risk in OTC-derivatives is based on the current exposure towards each counter-



## G42

## Assets and liabilities at fair value, cont.

part, the estimated potential future exposure as well as an estimate of the cost of hedging the counterparty risk. This cost of hedging is either based directly on market prices (where available) or on a theoretical calculation based on the internal credit rating of the counterpart.

As from 2013 Nordea also takes into account Nordea's credit spread in the valuation of derivatives (DVA). The change in valuation did not have any significant impact on the financial statements.

Financial assets and liabilities with offsetting positions in market risk or credit risk are measured on the basis of the price that would be received to sell the net asset exposed to that particular risk or paid to transfer the net liability exposed to that particular risk.

The fair value measurement of the investment properties takes into account a market participant's ability to generate economic benefits by using the investment properties in its highest and best use, i.e. taking into account the use of the investment properties that is physically possible, legally permissible and financially feasible. The current use of the investment properties in Nordea is in accordance with the highest and best use. The valuation of the investment proper-

ties is carried out taking into account the purpose and the nature of the property by using the most appropriate valuation methods. The primary valuation approach is a discounted cash flow model using current cash flows, market interest rates and the current yield requirements.

**Transfers between Level 1 and 2**

During the year, Nordea transferred interest-bearing securities (including such financial instruments pledged as collateral) of EUR 2,893m (EUR 9,558m) from Level 1 to Level 2 and EUR 1,092m (EUR 1,447m) from Level 2 to Level 1 of the fair value hierarchy. Nordea also transferred shares of EUR 966m (EUR 0m) and other liabilities of EUR 1,054m (EUR 0m) from Level 1 to Level 2. The reason for the transfers from Level 1 to Level 2 was that the instruments ceased to be actively traded during the year and fair values have now been obtained using valuation techniques with observable market inputs. The reason for the transfer from Level 2 to Level 1 was that the instruments have been actively traded during the year and reliable quoted prices are obtained in the market. Transfers between levels are considered to have occurred at the end of the year.

**Movements in Level 3**

2013, EURm	1 Jan 2013	Reclas-sification	Fair value gains/losses recognised in the income statement during the year		Purchases/ Issues	Sales	Settle-ments	Transfers into level 3	Transfers out of level 3	Translation differences	31 Dec 2013
			Realised	Unrealised							
Interest-bearing securities	1,118	-498	-10	65	105	-277	-12	—	—	-13	478
– of which Life	719	-498	-14	-2	10	-97	-1	—	—	-13	104
Shares	3,374	498	299	62	967	-1,125	-72	2	-137	-27	3,841
– of which Life	2,210	498	251	52	808	-752	-69	2	-137	-21	2,842
Derivatives (net)	332	—	287	-300	—	—	-287	5	—	0	37
Investment properties	3,408	—	1	-41	502	-223	—	—	—	-123	3,524
– of which Life	3,261	—	1	-41	445	-179	—	—	—	-120	3,367
Other liabilities	—	—	-20	0	608	—	-608	21	—	—	1

Unrealised gains and losses relate to those assets and liabilities held at the end of the year. During the year Nordea transferred shares of EUR 137m (EUR 10m) from Level 3 to Level 2 and EUR 2m (EUR 25m) from Level 2 to Level 3. Nordea also transferred other liabilities of EUR 21m (EUR 0m) from Level 2 to Level 3. The reason for the transfer from Level 3 to Level 2 was that observable market data became available. The rea-

son for the transfer from Level 2 to Level 3 was that observable market data was no longer available. Transfers between levels are considered to have occurred at the end of the year. Fair value gains and losses in the income statement during the year are included in "Net result from items at fair value" (see Note G5). Assets and liabilities related to derivatives are presented net.

## G42

## Assets and liabilities at fair value, cont.

2012, EURm	1 Jan 2012	Fair value gains/losses recognised in the income statement during the year		Purchases /Issues	Sales	Settle- ments	Transfers into level 3	Transfers out from level 3	Translation differences	31 Dec 2012
		Realised	Unrealised							
Interest-bearing securities	1,149	16	55	156	-269	6	—	—	5	1,118
– of which Life	750	22	40	57	-156	—	—	—	6	719
Shares	4,921	74	84	1,435	-3,202	-4	25	-10	51	3,374
– of which Life	3,425	91	38	1,223	-2,593	—	25	-9	10	2,210
Derivatives (net)	-289	-264	621	—	—	264	—	—	—	332

### The valuation processes for fair value measurements in Level 3

#### Financial instruments

Valuation principles in Nordea are determined in and approved by the Group Valuation Committee (GVC). GVC issues guiding policies to the business units on how to establish a robust valuation process and minimise the valuation uncertainty. The GVC also serves as escalation point.

The valuation process in Nordea consists of several steps. The first step is the initial end of day (EOD) marking of mid-prices. The mid-prices are either fixed by front office or received from external sources. The second step is the control part, which is performed by independent control units. The cornerstone in the control is the independent price verification (IPV). The IPV test comprises verification of the correctness of prices and other parameters used in the net present value (NPV) calculation, the adequacy of the valuation models, including an assessment of whether to use quoted prices or valuation models, and the reliability of the assumptions and parameters used in the valuation adjustments at portfolio level covering mainly liquidity (bid/offer spread), model and credit risk adjustments.

The verification of the correctness of prices and other parameters is carried out daily. Third-party information, such as broker quotes and pricing services, is used as benchmark data in the verification. The quality of the benchmark data is assessed on a regular basis. This quality assessment is used in the measurement of the valuation uncertainty.

Valuation adjustment at portfolio level and the deferrals of day 1 P/L on Level 3 trades are calculated and reported on a monthly basis. The actual assessment of instruments in the fair value hierarchy is performed on a continuous basis.

#### Investment properties

The main part of the investment properties in Nordea is held by Nordea Life and Pension (NLP). The valuation of the investment properties in NLP is performed quarterly by the real estate departments in each entity within NLP with full or partial assistance from external valuers. For the departments that use their own methodologies the changes in price levels of the properties are compared with valuations of similar properties assessed by external valuers. The result of the valuation is presented to, and approved by, the local management in each entity. The CFO in each entity within NLP is responsible for the approval of the concepts and for the values used. The principles used in all entities are in accordance with regulations provided by the local Financial Supervisory Authorities (FSA) which is in accordance with international valuation principles and in accordance with IFRS.

In addition there is a newly established Investment Operation Committee (IOC) which is a joint forum focusing on valuation and accounting of investment operations issues within NLP. The entities within NLP report regularly to IOC and IOC report quarterly to the Nordea Group Valuation Committee.

Investment properties in NLP are backing the liabilities to policyholders in life insurance contracts, unit-linked contracts and investment contracts, which means that the impact on Nordea's income statement and on shareholders' equity depends on the financial buffers and the profit sharing agreements in the actual unit that owns the property.

G42

## Assets and liabilities at fair value, cont.

## Valuation techniques and inputs used in the fair value measurements in Level 3

31 Dec 2013, EURm	Fair value	Of which Life <sup>1</sup>	Valuation techniques	Unobservable input	Range of fair value <sup>2</sup>
<b>Interest-bearing securities</b>					
Municipalities and other public bodies	29	29	Discounted cash flows	Credit spread	+/-0
Mortgage and other credit institutions <sup>3</sup>	359	8	Discounted cash flows	Credit spread	-20/20
Corporates	82	67	Discounted cash flows	Credit spread	-4/4
Other	8	—	—	—	-1/1
<b>Total</b>	<b>478</b>	<b>104</b>			<b>-25/25</b>
<b>Shares</b>					
Private equity funds	2,298	1,770	Net asset value <sup>4</sup>		
Hedge funds	458	178	Net asset value <sup>4</sup>		
Credit Funds	460	362	Net asset value/market consensus <sup>4</sup>		
Other funds	431	403	Net asset value/Fund prices <sup>4</sup>		
Other	194	129	—		
<b>Total<sup>5</sup></b>	<b>3,841</b>	<b>2,842</b>			
<b>Derivatives</b>					
Interest rate derivatives	141	—	Option model	Correlations Volatilities	-7/5
Equity derivatives	-93	—	Option model	Correlations Volatilities Dividend	-17/11
Foreign exchange derivatives	103	—	Option model	Correlations Volatilities	+/-0
Credit derivatives	-129	—	Credit derivat model	Correlations Recovery rates	-7/9
Other	15	—	Option model	Correlations Volatilities	+/-0
<b>Total</b>	<b>37</b>	<b>—</b>			<b>-31/25</b>

1) Investment in financial instruments is a major part of the life insurance business, acquired to fulfill the obligations behind the insurance- and investment contracts. The gains or losses on these instruments are almost exclusively allocated to policyholders and do consequently not affect Nordea's equity.

2) Range of fair value for derivatives 31 Dec 2012 was EURm 20/-24 and for interest-bearing securities EURm 60/-60.

3) Of which EUR 155m is priced at a credit spread (the difference between the discount rate and LIBOR) of 1.45% and a reasonable change of this credit spread would not affect the fair value due to callability features.

4) The fair values are based on prices and net assets values delivered by external suppliers/custodians. The prices are fixed by the suppliers/custodians on the basis of the development in assets behind the investments. For private equity funds the dominant measurement methodology used by the suppliers/custodians, is consistent with the International Private Equity and Venture Capital Valuation (IPEV) guidelines issued by the EVCA (European Venture Capital Association). Less than 15% of the private equity fund investment are internally adjusted/valued based the IPEV guidelines. These carrying amounts are in a range of 0% to 100% compared to the values received from suppliers/custodians.

5) Effects of reasonably possible alternative assumptions are EURm 381/-381 (EURm 315/-315).

The table above shows, for each class of assets and liabilities categorised in Level 3, the fair value, the valuation techniques used to estimate the fair value, significant unobservable inputs used in the valuation techniques and for financial assets and liabilities the fair value sensitivity to changes in key assumptions.

Fair value of assets and liabilities in Level 3 are estimated using valuation techniques based on assumptions that are not supported by market observable prices or rates. There may be uncertainty about a valuation, resulting from the choice of valuation technique or model used, the assumptions embedded in those models, the extent to which inputs are not market observable, or as a result of other elements affecting the valuation technique. For financial instruments portfolio adjustments are applied to reflect such uncertainties and are deducted from the fair values produced by the models or other valuation techniques (for further information see Note G1 section 11 "Determination of fair value of financial instruments").

The column "range of fair value" and the footnote 2 and 5 in the tables above shows the sensitivity of the fair values of Level 3 financial instruments to changes in key assumptions. Where the exposure to an unobservable parameter is offset across different instruments then only the net impact is disclosed in the table. The range disclosed are likely to be greater

than the true uncertainty in fair value of these instruments, as it is unlikely in practice that all unobservable parameters would be simultaneously at the extremes of their ranges of reasonably possible alternatives. The disclosure is neither predictive nor indicative of future movements in fair value.

In order to calculate the sensitivity (range) in fair value of derivatives a range of different modelling approaches are applied to determine an uncertainty interval around the reported fair value. The different approaches applied target various aspects of derivatives pricing. Two common components of derivative valuation models are volatility of underlying risk factors and correlation between the relevant risk factors. Each of these is addressed by applying different assumptions to input and/or the choice of modelling approach. Besides these common factors a number of asset class specific factors are addressed. These include equity dividend expectations, recovery assumptions for credit derivatives and inflation expectations. The fair values of derivatives are presented as the net of assets and liabilities.

In order to calculate the sensitivity (range) in fair value of shares and interest-bearing securities the fair value was increased and decreased within a range of 3-10 percentage units which are assessed to be reasonable changes in market movements.

## G42

## Assets and liabilities at fair value, cont.

31 Dec 2013, EURm	Fair value <sup>1</sup>	Of which Life	Valuation techniques	Unobservable input	Range of unobservable input	Weighted average of unobservable input
<b>Investment properties</b>						
Denmark	1,752	1,735	Discounted cash flows	Market rent	54–350 EUR/m <sup>2</sup> /year	107 EUR/m <sup>2</sup> /year
				Yield requirement		
				Commercial	6.0%–9.0%	7.6%
				Office	4.6%–9.5%	6.1%
				Apartment	3.5%–6.3%	5.8%
Norway	899	875	Discounted cash flows	Market rent	85–850 EUR/m <sup>2</sup> /year	203 EUR/m <sup>2</sup> /year
				Yield requirement		
				Commercial	5.3%–8.5%	6.4%
				Office	5.7%–8.5%	6.5%
				Apartment	5.8%–6.5%	6.1%
				Other	6.0%–8.0%	7.3%
Finland	793	681	Discounted cash flows <sup>2</sup>	Market rent	88–324 EUR/m <sup>2</sup> /year	148 EUR/m <sup>2</sup> /year
				Yield requirement		
				Commercial	5.0%–7.0%	6.0%
				Office	5.0%–8.0%	6.5%
				Apartment	4.5%–6.0%	5.3%
				Other	6.5%–9.0%	7.8%
Sweden	76	76	Discounted cash flows <sup>2</sup>	Market rent	—	—
				Yield requirement		
				Commercial	6.8%–7.0%	6.8%
				Apartment	4.3%–4.3%	4.3%
				Other	5.0%–8.3%	6.5%
Other	4	—	Discounted cash flows	—	—	—
<b>Total</b>	<b>3,524</b>	<b>3,367</b>				

1) Split based on the valuation methodologies used in different countries, for split on actual geographic areas see Note G23.

2) The fair value is calculated by external valuers.

The significant unobservable inputs used in the fair value measurement of the investment properties are market rent and yield requirement. Significant increases (decreases) in market rent or yield requirement in isolation would result in a significantly different fair value.

#### Deferred Day 1 profit

The transaction price for financial instruments in some cases differs from the fair value at initial recognition measured using a valuation model, mainly due to that the transaction price is not established in an active market. If there are significant unobservable inputs used in the valuation technique (Level 3), the financial instrument is recognised at the transaction price and any difference between the transaction price and fair value at initial recognition measured using a valua-

tion model (Day 1 profit) is deferred. For more information see, Note G1 "Accounting policies". The table below shows the aggregate difference yet to be recognised in the income statement at the beginning and end of the period and a reconciliation of how this aggregated difference has changed during the year (movement of deferred Day 1 profit).

<b>Deferred day 1 profit – derivatives EURm</b>	31 Dec 2013	31 Dec 2012
Amount at beginning of year	24	29
Deferred profit/loss on new transactions	26	7
Recognised in the income statement during the year	-12	-12
<b>Amount at end of year</b>	<b>38</b>	<b>24</b>

## G42

## Assets and liabilities at fair value, cont.

**Financial assets and liabilities not held at fair value on the balance sheet.**

31 Dec 2013, EURm	Carrying amount	Fair value	Level in fair value hierarchy
<b>Assets not held at fair value on the balance sheet</b>			
Cash and balances with central banks	33,529	33,529	1
Loans	265,524	265,524	3
Interest-bearing securities	5,359	5,484	1, 2
Other assets	4,057	4,057	3
Prepaid expenses and accrued income	1,886	1,886	3
<b>Total</b>	<b>310,355</b>	<b>310,480</b>	
<b>Liabilities not held at fair value on the balance sheet</b>			
Deposits and debt instruments	353,284	354,938	3
Other liabilities	5,747	5,747	3
Accrued expenses and prepaid income	1,890	1,890	3
<b>Total</b>	<b>360,921</b>	<b>362,575</b>	

**Cash and balances with central banks**

The fair value equals the carrying amount. The fair value is based on quoted prices in active markets for relevant currencies and therefore the fair value measurement is categorised into Level 1 in the fair value hierarchy.

**Loans**

The fair value of "Loans to central banks", "Loans to credit institutions" and "Loans to the public" has been calculated as the carrying amount adjusted for fair value changes in interest rate risk. The fair value changes related to interest rate risk is based on changes in relevant interest rates compared with corresponding nominal interest rates in the portfolios. No adjustment has been made for changes in fair value of credit risk. The average probability of default (PD) for loans to credit institutions and to corporates has been relatively unchanged. However the average PDs for retail customers has decreased which is an indication of that the fair value of loans to retail customers

is higher than the calculated fair value. The fair value measurement is categorised into Level 3 in the fair value hierarchy.

**Interest bearing-securities**

The fair value is EUR 5,484m, of which EUR 234m is categorised in Level 1 and EUR 5,250m in Level 2. The measurement principles follow those for similar instruments that are held at fair value on the balance sheet.

**Other assets and prepaid expenses and accrued income**

The balance sheet items "Other assets" and "Prepaid expenses and accrued income" consist of short receivables, mainly accrued interest receivables. The fair value is therefore considered to equal the carrying amount and is categorised into Level 3 in the fair value hierarchy.

**Deposits and debt instruments**

The fair value of "Deposits by credit institutions", "Deposits and borrowings from the public", "Debt securities in issue" and "Subordinated liabilities" has been calculated as the carrying amount adjusted for fair value changes in interest rate risk and in own credit risk. The fair value is categorised into Level 3 in the fair value hierarchy. The fair value changes related to interest rate risk is based on changes in relevant interest rates compared with corresponding nominal interest rate in the portfolios. The fair value changes in the credit risk is calculated as the difference between the credit spread in the nominal interest rate compared with the current spread that is observed in the market. This calculation is performed on an aggregated level for all long term issuances recognised in the balance sheet items "Debt securities in issue" and "Subordinated liabilities". As the contractual maturity is short for "Deposits by credit institutions" and "Deposits and borrowing from the public" the changes in Nordea's own credit risk related to these items is assumed not to be significant. This is also the case for short term issuances recognised in the balance sheet items "Debt securities in issue" and "Subordinated liabilities".

**Other liabilities and accrued expenses and prepaid income**

The balance sheet items "Other liabilities" and "Accrued expenses and prepaid income" consist of short-term liabilities, mainly liabilities on securities settlement. The fair value is therefore considered to be equal to the carrying amount and is categorised into Level 3 in the fair value hierarchy.

## G43

## Financial instruments set off on balance or subject to netting agreements

31 Dec 2013, EURm	Gross recognised financial assets <sup>1</sup>	Gross recognised financial liabilities set off on the balance sheet	Net carrying amount on the balance sheet <sup>2</sup>	Amounts not set off but subject to master netting agreements and similar agreements			Net amount
				Financial instruments	Financial collateral received	Cash collateral received	
<b>Assets</b>							
Derivatives	128,855	-58,132	70,723	-56,104	-1	-5,739	8,879
Reverse repurchase agreements	45,704	—	45,704	-24,267	-21,053	—	384
Securities borrowing agreements	4,397	—	4,397	—	-4,397	—	0
<b>Total</b>	<b>178,956</b>	<b>-58,132</b>	<b>120,824</b>	<b>-80,371</b>	<b>-25,451</b>	<b>-5,739</b>	<b>9,263</b>

31 Dec 2013, EURm	Gross recognised financial liabilities <sup>1</sup>	Gross recognised financial assets set off on the balance sheet	Net carrying amount on the balance sheet <sup>2</sup>	Amounts not set off but subject to master netting agreements and similar agreements			Net amount
				Financial instruments	Financial collateral pledged	Cash collateral pledged	
<b>Liabilities</b>							
Derivatives	122,388	-58,132	64,256	-56,104	—	-4,586	3,566
Repurchase agreements	49,744	—	49,744	-24,267	-21,821	—	3,656
Securities lending agreements	3,063	—	3,063	—	-3,063	—	0
<b>Total</b>	<b>175,195</b>	<b>-58,132</b>	<b>117,063</b>	<b>-80,371</b>	<b>-24,884</b>	<b>-4,586</b>	<b>7,222</b>

1) All amounts are measured at fair value.

2) Reverse repurchase agreements and Securities borrowing agreements are on the balance sheet classified as Loans to central banks, Loans to credit institutions or Loans to the public. Repurchase agreements and Securities lending agreements are on the balance sheet classified as Deposits by credit institution or as Deposits and borrowings from the public.

31 Dec 2012, EURm	Gross recognised financial assets <sup>1</sup>	Gross recognised financial liabilities set off on the balance sheet	Net carrying amount on the balance sheet <sup>2</sup>	Amounts not set off but subject to master netting agreements and similar agreements			Net amount
				Financial instruments	Financial collateral received	Cash collateral received	
<b>Assets</b>							
Derivatives	193,979	-76,707	117,272	-99,005	—	-6,888	11,379
Reverse repurchase agreements	33,309	—	33,309	-15,288	-17,797	—	224
Securities borrowing agreements	5,558	—	5,558	—	-5,558	—	0
<b>Total</b>	<b>232,846</b>	<b>-76,707</b>	<b>156,139</b>	<b>-114,293</b>	<b>-23,355</b>	<b>-6,888</b>	<b>11,603</b>

31 Dec 2012, EURm	Gross recognised financial liabilities <sup>1</sup>	Gross recognised financial assets set off on the balance sheet	Net carrying amount on the balance sheet <sup>2</sup>	Amounts not set off but subject to master netting agreements and similar agreements			Net amount
				Financial instruments	Financial collateral pledged	Cash collateral pledged	
<b>Liabilities</b>							
Derivatives	188,014	-76,707	111,307	-99,005	—	-7,339	4,963
Repurchase agreements	34,514	—	34,514	-15,288	-19,141	—	85
Securities lending agreements	4,416	—	4,416	—	-4,416	—	0
<b>Total</b>	<b>226,944</b>	<b>-76,707</b>	<b>150,237</b>	<b>-114,293</b>	<b>-23,557</b>	<b>-7,339</b>	<b>5,048</b>

1) All amounts are measured at fair value.

2) Reverse repurchase agreements and Securities borrowing agreements are on the balance sheet classified as Loans to central banks, Loans to credit institutions or Loans to the public. Repurchase agreements and Securities lending agreements are on the balance sheet classified as Deposits by credit institution or as Deposits and borrowings from the public.

#### Enforceable master netting arrangements and similar agreements

The fact that financial instruments are being accounted for on a gross basis on the balance sheet, would not imply that the financial instruments are not subject to master netting agreements or similar arrangements. Generally financial instruments (derivatives, repos and securities lending transactions), would be subject to master netting agreements, and as a con-

sequence Nordea would be allowed to benefit from netting both in the ordinary course of business and in the case of default towards its counter parties, in any calculations involving counterparty credit risk. The reason why the netted exposures are not reflected under assets and liabilities on the balance sheet, would in most instances depend on the limited application of net settlement of financial transactions.

## G44

## Discontinued operations and disposal group held for sale

EURm	2013	2012
Net interest income	154	189
Net fee and commission income	38	36
Other operating income	7	13
<b>Total operating income</b>	<b>199</b>	<b>238</b>
Total operating expenses	-118	-122
Net loan losses	-26	-38
<b>Operating profit</b>	<b>55</b>	<b>78</b>
Income tax expense	-13	-21
<b>Net profit for the period from discontinued operations</b>	<b>42</b>	<b>57</b>
Net result for the period recognised on the measurement at fair value	1	—
Transaction and transition cost (including cost to sell) <sup>1</sup>	-34	—
<b>Net profit for the period from discontinued operations after measurement at fair value less cost to sell</b>	<b>9</b>	<b>57</b>

1) Income tax of EUR 9m deducted.

The impact from discontinued operations on other comprehensive income and cash flows can be found in the statement of comprehensive income and the cash flow statement for the Group. The EPS for discontinued operations can be found in Note G12.

Discontinued operations and assets/liabilities held for sale relate to Nordea's earlier announced decision to divest its Polish banking, financing and life insurance operations, including Nordea Bank Polska S.A., Nordea Finance Polska S.A. and

**Balance sheet – Condensed<sup>1</sup>**

EURm	31 Dec 2013
<b>Assets</b>	
Loans to the public	6,144
Interest-bearing securities	1,534
Shares	385
Total other assets	832
<b>Total assets held for sale</b>	<b>8,895</b>
<b>Liabilities</b>	
Deposits by credit institutions	78
Deposits and borrowings from the public	3,384
Liabilities to policyholders	625
Total other liabilities	111
<b>Total liabilities held for sale</b>	<b>4,198</b>

1) Includes the external assets and liabilities held for sale. The external funding of the Polish operations that will remain subsequent to the transaction is not included.

Nordea Polska Towarzystwo Ubezpieczeń na Życie S.A., to PKO Bank Polski. The transaction is expected to be completed during the first half of 2014 and is subject to regulatory approvals. The disposal group is excluded from Note G2 "Segment reporting" as this is not part of the reporting to the Chief Operating Decision Maker (CODM). The majority of the business was previously reported in the Retail Banking Poland & Baltics segment.

## G45

## Transferred assets and obtained collaterals

**Transferred assets that are not derecognised in their entirety and associated liabilities**

All assets transferred continue to be recognised on the balance sheet if Nordea is still exposed to changes in the fair value of the assets. This is the case for repurchase agreements and securities lending transactions.

Repurchase agreements are a form of collateralised borrowing where Nordea sells securities with an agreement to repurchase them at a later date at a fixed price. The cash received is recognised as a deposit (liability). Securities delivered under repurchase agreements are not derecognised from the balance sheet.

Securities lending transactions are transactions where Nordea lends securities it holds to a counterpart and receives a fee.

As both repurchase agreements and securities lending transactions result in that securities are returned to Nordea, all risks and rewards of the instruments transferred is retained by Nordea, although they are not available for Nordea during the period during which they are transferred. The counterpart in the transactions holds the securities as collateral, but has no recourse to other assets in Nordea.

The securities still reported on the balance sheet and the corresponding liabilities are measured at fair value.

EURm	31 Dec 2013	31 Dec 2012
<b>Repurchase agreements</b>		
Interest-bearing securities	8,703	7,964
<b>Securities lending agreements</b>		
Shares	31	6
<b>Total</b>	<b>8,734</b>	<b>7,970</b>

**Liabilities associated with the assets**

EURm	31 Dec 2013	31 Dec 2012
<b>Repurchase agreements</b>		
Deposits by credit institutions	3,154	3,082
Deposits and borrowings from the public	6,654	5,103
<b>Securities lending agreements</b>		
Deposits by credit institutions	84	46
<b>Total</b>	<b>9,892</b>	<b>8,231</b>
<b>Net</b>	<b>-1,158</b>	<b>-261</b>

**Obtained collaterals which are permitted to be sold or repledged**

Nordea obtains collaterals under reverse repurchase and securities borrowing agreements which, under the terms of the agreements, can be sold or repledged. The transactions are conducted under standard agreements employed by financial markets participants. Generally, the agreements require additional collateral to be provided if the value of the securities falls below a predetermined level. Under standard terms for most repurchase transactions, the recipient of collateral has an unrestricted right to sell or repledge it, subject to returning equivalent securities on settlement of the transactions. The fair value of the securities obtained as collateral under reverse repurchase and securities borrowing agreements are disclosed below.

EURm	31 Dec 2013	31 Dec 2012
<b>Reverse repurchase agreements</b>		
Received collaterals which can be repledged or sold	44,908	33,092
– of which repledged or sold	38,503	14,498
<b>Securities borrowing agreements</b>		
Received collaterals which can be repledged or sold	3,341	4,064
– of which repledged or sold	3,341	4,053
<b>Total</b>	<b>48,249</b>	<b>37,156</b>

## G46

## Investments, customer bearing the risk

Life Group and Nordea Bank Danmark A/S have assets and liabilities included on their balance sheet where customers are bearing the risk. Since the assets and liabilities legally belong to the entities, these assets and liabilities are included on the Group's balance sheet.

EURm	31 Dec 2013	31 Dec 2012
<b>Assets</b>		
Interest-bearing securities	3,417	1,837
Shares	19,994	18,288
Other assets	1,501	236
<b>Total assets</b>	<b>24,912</b>	<b>20,361</b>
<b>Liabilities</b>		
Deposits and borrowings from the public	4,302	3,891
Insurance contracts	9,508	7,168
Investment contracts	11,102	8,911
Other liabilities	—	391
<b>Total liabilities</b>	<b>24,912</b>	<b>20,361</b>



## G47

## Maturity analysis for assets and liabilities

## Expected maturity

EURm	Note	31 Dec 2013			31 Dec 2012		
		Expected to be recovered or settled:			Expected to be recovered or settled:		
		Within 12 months	After 12 months	Total	Within 12 months	After 12 months	Total
Cash and balances with central banks		33,529	—	33,529	36,060	—	36,060
Loans to central banks	G13	11,769	—	11,769	8,005	—	8,005
Loans to credit institutions	G13	9,782	961	10,743	9,333	1,236	10,569
Loans to the public	G13	147,611	194,840	342,451	130,999	215,252	346,251
Interest-bearing securities	G14	18,736	68,578	87,314	29,211	57,415	86,626
Financial instruments pledged as collateral	G15	6,905	2,670	9,575	4,663	3,307	7,970
Shares	G16	10,162	23,109	33,271	8,855	19,273	28,128
Derivatives	G17	7,854	63,138	70,992	10,858	107,931	118,789
Fair value changes of the hedged items in portfolio hedge of interest rate risk	G18	17	186	203	85	-796	-711
Investments in associated undertakings	G19	—	630	630	—	585	585
Intangible assets	G20	—	3,246	3,246	—	3,425	3,425
Property and equipment	G21	11	420	431	—	474	474
Investment property	G23	74	3,450	3,524	30	3,378	3,408
Deferred tax assets	G11	35	27	62	64	202	266
Current tax assets		31	—	31	69	9	78
Retirement benefit assets	G33	1	320	321	—	142	142
Other assets	G24	11,046	18	11,064	15,430	124	15,554
Prepaid expenses and accrued income	G25	1,862	521	2,383	2,017	542	2,559
Assets held for sale	G44	8,895	—	8,895	—	—	—
<b>Total assets</b>		<b>268,320</b>	<b>362,114</b>	<b>630,434</b>	<b>255,679</b>	<b>412,499</b>	<b>668,178</b>
Deposits by credit institutions	G26	57,023	2,067	59,090	50,920	4,506	55,426
Deposits and borrowings from the public	G27	192,107	8,636	200,743	192,860	7,818	200,678
Liabilities to policyholders	G28	4,032	43,194	47,226	2,475	42,845	45,320
Debt securities in issue	G29	77,165	108,437	185,602	80,288	103,620	183,908
Derivatives	G17	8,457	57,467	65,924	11,929	102,274	114,203
Fair value changes of the hedged items in portfolio hedge of interest rate risk	G18	117	1,617	1,734	-183	2,123	1,940
Current tax liabilities		276	27	303	365	26	391
Other liabilities	G30	24,697	40	24,737	24,739	34	24,773
Accrued expenses and prepaid income	G31	3,616	61	3,677	3,878	25	3,903
Deferred tax liabilities	G11	134	801	935	44	932	976
Provisions	G32	60	117	177	241	148	389
Retirement benefit liabilities	G33	6	328	334	—	469	469
Subordinated liabilities	G34	360	6,185	6,545	4	7,793	7,797
Liabilities held for sale	G44	4,198	—	4,198	—	—	—
<b>Total liabilities</b>		<b>372,248</b>	<b>228,977</b>	<b>601,225</b>	<b>367,560</b>	<b>272,613</b>	<b>640,173</b>

## G47

## Maturity analysis for assets and liabilities, cont.

## Contractual undiscounted cash flows

31 Dec 2013, EURm	Payable on demand	Maximum 3 months	3–12 months	1–5 years	More than 5 years	Total
Interest-bearing financial assets	25,973	119,862	44,907	163,641	277,298	631,681
Non interest-bearing financial assets	—	—	—	—	117,167	117,167
Non-financial assets	—	—	—	—	9,607	9,607
<b>Total assets</b>	<b>25,973</b>	<b>119,862</b>	<b>44,907</b>	<b>163,641</b>	<b>404,072</b>	<b>758,455</b>
Interest-bearing financial liabilities	127,522	156,843	54,318	99,313	42,088	480,084
Non interest-bearing financial liabilities	—	—	—	—	107,086	107,086
Non-financial liabilities and equity	—	—	—	—	67,905	67,905
<b>Total liabilities and equity</b>	<b>127,522</b>	<b>156,843</b>	<b>54,318</b>	<b>99,313</b>	<b>217,079</b>	<b>655,075</b>
Derivatives, cash inflow	—	429,194	124,755	220,495	73,590	848,034
Derivatives, cash outflow	—	429,971	124,404	218,650	74,574	847,599
<b>Net exposure</b>	<b>—</b>	<b>-777</b>	<b>351</b>	<b>1,845</b>	<b>-984</b>	<b>435</b>
<b>Exposure</b>	<b>-101,549</b>	<b>-37,758</b>	<b>-9,060</b>	<b>66,173</b>	<b>186,009</b>	<b>103,815</b>
<b>Cumulative exposure</b>	<b>-101,549</b>	<b>-139,307</b>	<b>-148,367</b>	<b>-82,194</b>	<b>103,815</b>	<b>—</b>
31 Dec 2012, EURm <sup>1</sup>	Payable on demand	Maximum 3 months	3–12 months	1–5 years	More than 5 years	Total
Interest-bearing financial assets	63,013	89,716	45,366	160,314	235,881	594,290
Non interest-bearing financial assets	—	—	—	—	162,866	162,866
Non-financial assets	—	—	—	—	9,831	9,831
<b>Total assets</b>	<b>63,013</b>	<b>89,716</b>	<b>45,366</b>	<b>160,314</b>	<b>408,578</b>	<b>766,987</b>
Interest-bearing financial liabilities	130,149	154,543	52,233	94,060	43,770	474,755
Non interest-bearing financial liabilities	—	—	—	—	153,153	153,153
Non-financial liabilities and equity	—	—	—	—	67,216	67,216
<b>Total liabilities and equity</b>	<b>130,149</b>	<b>154,543</b>	<b>52,233</b>	<b>94,060</b>	<b>264,139</b>	<b>695,124</b>
Derivatives, cash inflow	—	463,465	174,888	242,633	82,232	963,218
Derivatives, cash outflow	—	475,595	173,266	234,307	79,811	962,979
<b>Net exposure</b>	<b>—</b>	<b>-12,130</b>	<b>1,622</b>	<b>8,326</b>	<b>2,421</b>	<b>239</b>
<b>Exposure</b>	<b>-67,136</b>	<b>-76,957</b>	<b>-5,245</b>	<b>74,580</b>	<b>146,860</b>	<b>72,102</b>
<b>Cumulative exposure</b>	<b>-67,136</b>	<b>-144,093</b>	<b>-149,338</b>	<b>-74,758</b>	<b>72,102</b>	<b>—</b>

1) The figures have been restated due to forward starting bonds.

The table is based on contractual maturities for the balance sheet items. For derivatives, the expected cash inflows and outflows are disclosed for both derivative assets and derivative liabilities, as derivatives are managed on a net basis. In addition to the instruments on the balance sheet items, Nordea has credit commitments amounting to EUR 78,332m

(EUR 84,914m), which could be drawn on at any time. Nordea has also issued guarantees of EUR 18,969m (EUR 18,844m) which may lead to future cash outflows if certain events occur.

For further information about remaining maturity, see also the section of Risk, Liquidity and Capital management.

## G48

## Related-party transactions

The information below is presented from a Nordea perspective, meaning that the information shows the effect from related party transactions on the Nordea figures.

EURm	Associated undertakings		Other related parties <sup>1</sup>	
	31 Dec 2013	31 Dec 2012	31 Dec 2013	31 Dec 2012
<b>Assets</b>				
Loans	464	342	0	0
Interest-bearing securities	120	11	—	—
Derivatives	147	304	—	—
Investments in associated undertakings	630	585	—	—
<b>Total assets</b>	<b>1,361</b>	<b>1,242</b>	<b>0</b>	<b>0</b>
<b>Liabilities</b>				
Deposits	142	165	109	47
Debt securities in issue	11	39	—	—
Derivatives	34	4	—	—
<b>Total liabilities</b>	<b>187</b>	<b>208</b>	<b>109</b>	<b>47</b>
<b>Off balance<sup>2</sup></b>	<b>8,086</b>	<b>9,997</b>	<b>—</b>	<b>—</b>

EURm	Associated undertakings		Other related parties <sup>1</sup>	
	2013	2012	2013	2012
Net interest income	9	6	0	0
Net fee and commission income	6	4	1	1
Net result from items at fair value	18	121	—	—
Other operating income	0	0	—	—
Total operating expenses	0	-11	—	—
<b>Profit before loan losses</b>	<b>33</b>	<b>120</b>	<b>1</b>	<b>1</b>

1) Shareholders with significant influence and close family members to key management personnel in Nordea Group as well as companies significantly influenced by key management personnel or by close family members to key management personnel in Nordea Group are considered to be related parties to Nordea. Included in this group of related parties are Sampo Oyj and Aegon Asset Management. If transactions with related companies are made in Nordea's and the related companies' ordinary course of business and on the same criteria and terms as those for comparable transactions with companies of similar standing, and if they did not involve more than normal risktaking, the transactions are not included in the table.

2) Including nominal values on derivatives.

**Compensation and loans to key management personnel**  
Compensation and loans to key management personnel are specified in Note G7.

**Other related-party transactions**

Starting in March 2008 Nordea takes part in a guarantee consortium to support Norwegian Eksportfinans ASA in relation to its securities portfolio. Nordea owns 23% of the company with other owners being the Norwegian state and other Nordic banks. Nordea's share of the negative fair value of the contract as of the balance sheet date amounts to approx. EUR 13m. The agreement's expiring date corresponds with the maturity dates of the bonds included in the guarantee. The latest maturity is on 31 December 2023.

In 2009 Nordea entered into one transaction with a company under significant influence by a member of key management personnel, which is disclosed separately in this note due to the transaction's significance for the related company. The related company has a credit limit of EUR 27m, of which EUR 7m was utilised as of 31 December 2013. The latest maturity is 31 December 2014, with the possibility of yearly prolongation after a new credit review. Nordea has collateral in securities (shares) corresponding to 200 percent of the utilised credit limit. The transaction is made on the same criteria and terms as those for comparable transactions with companies of similar standing.

## G49

## Credit risk disclosures

Credit risk management and credit risk analysis is described in the Risk, Liquidity and Capital management section of the Board of Directors' Report. Additional information on credit risk is also disclosed in the Capital and Risk management Report (Pillar III) 2013, which is available on [www.nordea.com](http://www.nordea.com). Much of the information in this note is collected from the Pillar III report in order to fulfil the disclosure requirement regarding credit risk in the Annual report.

The Pillar III report contains the disclosures required by the Capital Requirements Directive (CRD). The Pillar III disclosure is aligned to how Nordea manages credit risk and is believed to be the best way to explain the credit risk exposures in Nordea. Credit risk exposures occur in different forms and are divided into the following types:

Exposure types, EURm	31 Dec 2013	31 Dec 2012
On-balance sheet items	412,850	428,192
Off-balance sheet items	46,351	47,966
Securities financing	2,196	2,170
Derivatives	18,158	34,263
<b>Exposure At Default (EAD)</b>	<b>479,555</b>	<b>512,591</b>

Tables presented in this note, containing exposure, are presented as Exposure At Default (EAD). EAD is the exposure after applying credit conversion factors (CCF).

#### Link between credit risk exposure and the balance sheet

This section discloses the link between the loan portfolio as defined by accounting standards and exposure as defined in CRD. The main differences are outlined in this section to illustrate the link between the different reporting methods. Original exposure is the exposure before taking into account substitution effects stemming from credit risk mitigation, credit conversion factors (CCFs) for off-balance sheet exposure and allowances within the standardised approach. In this note, however, exposure is defined as exposure at default (EAD) for IRB exposure and exposure value for standardised exposure, unless otherwise stated. In accordance with the CRD, credit risk exposure presented in this note is divided between exposure classes where each exposure class is divided into exposure types as follows:

- On-balance sheet items
- Off-balance sheet items (e.g. guarantees and unutilised amounts of credit facilities).
- Securities financing (e.g. reversed repurchase agreements and securities lending).
- Derivatives

Items presented in other parts of the Annual Report, are divided as follows (in accordance with the accounting standards):

- On-balance sheet items (e.g. loans to central banks and credit institutions, loans to the public, reversed repurchase agreements, positive fair value for derivatives and interest-bearing securities).
- Off-balance sheet items (e.g. guarantees and unutilised lines of credit).

The table below shows the link between the CRD credit risk exposure and items presented in the Annual Report.

#### On-balance sheet items

The following items have been excluded from the balance sheet, when calculating on-balance exposure in accordance with the CRD:

- Market risk related items in the trading book, such as certain interest-bearing securities and pledged instruments.
- Repos, derivatives and securities lending. These transactions are either included in the calculation of market risk in the trading book or reported as separate exposure types (derivatives or securities financing).
- Life insurance operations, (due to solvency regulation).
- Other, mainly allowances, intangible assets and deferred tax assets.

#### Off-balance sheet items

The following off-balance sheet items specified in the Annual Report are excluded when off-balance exposure is calculated in accordance with the CRD:

- Life insurance operations (due to solvency regulation).
- "Assets pledged as security for own liabilities" and "Other assets pledged" (apart from leasing). These transactions are reported as, securities financing (i.e. a separate exposure type).
- Derivatives

#### Derivatives and securities financing

Derivatives can be both on-balance sheet (i.e. positive fair value) and off-balance (i.e. nominal amounts) in accordance with accounting standards. However, in the CRD, the derivatives and securities financing are reported as separate exposure types. Also, repurchase agreements and securities lending/borrowing transactions are on the balance sheet calculated based on nominal value. In the CRD calculations these exposure types are determined net of the collateral.

## G49 Credit risk disclosures

### On-balance sheet items

31 Dec 2013, EURm	Original exposure	Items related to market risk	Repos, derivatives, securities lending	Life insurance operations	Other	Assets held for sale <sup>3</sup>	Balance sheet
Cash and balances with central banks	34,082	—	—	1	—	-554	33,529
Loans to credit institutions and central banks	15,421	—	6,605	546	17	-77	22,512
Loans to the public	307,207	4,388	39,159	—	-2,159	-6,144	342,451
Interest-bearing securities and pledged instruments	52,042	25,523	—	20,858	—	-1,534	96,889
Derivatives <sup>1</sup>	—	—	70,840	154	—	-2	70,992
Intangible assets	—	—	—	324	2,987	-65	3,246
Other assets and prepaid expenses	5,347	18,632	65	28,009	386	8,376	60,815
<b>Total assets</b>	<b>414,099</b>	<b>48,543</b>	<b>116,669</b>	<b>49,892</b>	<b>1,231</b>	<b>0</b>	<b>630,434</b>
<b>Exposure at default<sup>2</sup></b>	<b>412,850</b>						

1) Derivatives are included in banking and trading books, but not at book values. Counterparty risk in trading derivatives are included in the credit risk.

2) The on-balance exposure have a CCF of 100% but can still have a lower EAD due to provisions in the standardised approach, that are deducted from the original exposure when calculating EAD.

3) Assets held for sale are disclosed separately in the balance sheet but are included line by line in original exposure.

31 Dec 2012, EURm	Original exposure	Items related to market risk	Repos, derivatives, securities lending	Life insurance operations	Other	Balance sheet restatement <sup>3</sup>	Balance sheet
Cash and balances with central banks	36,059	—	—	1	—	—	36,060
Loans to credit institutions and central banks	10,431	—	8,146	2	-5	—	18,574
Loans to the public	318,029	4,502	26,178	571	-3,029	—	346,251
Interest-bearing securities and pledged instruments	57,109	22,680	—	23,120	—	-8,313	94,596
Derivatives <sup>1</sup>	—	—	118,660	129	—	—	118,789
Intangible assets	—	—	—	332	3,093	—	3,425
Other assets and prepaid expenses	7,185	20,067	55	23,480	625	-929	50,483
<b>Total assets</b>	<b>428,813</b>	<b>47,249</b>	<b>153,039</b>	<b>47,635</b>	<b>684</b>	<b>-9,242</b>	<b>668,178</b>
<b>Exposure at default<sup>2</sup></b>	<b>428,192</b>						

1) Derivatives are included in banking and trading books, but not at book values. Counterparty risk in trading derivatives are included in the credit risk.

2) The on-balance exposure have a CCF of 100% but can still have a lower EAD due to provisions in the standardised approach, that are deducted from the original exposure when calculating EAD.

3) 2012 has been restated due to the changed presentation of forward starting bonds and the revised IAS 19.

### Off-balance sheet items

31 Dec 2013, EURm	Credit risk in Basel II calculation	Life insurance operations	Included in derivatives and securities financing	Off-balance sheet
Contingent liabilities	20,824	46	—	20,870
Commitments	79,012	547	40	79,599
<b>Total</b>	<b>99,836</b>	<b>593</b>	<b>40</b>	<b>100,469</b>

31 Dec 2013, EURm	Credit risk in Basel II calculation	Items not included in accounts	Original exposure	Average conversion factor	Exposure at default EAD
Credit facilities	51,607	68	51,675	47%	24,146
Checking accounts	18,975	4,400	23,375	23%	5,346
Loan commitments	8,294	7,129	15,423	31%	4,843
Guarantees	19,681	2	19,683	59%	11,669
Other	1,279	34	1,313	26%	347
<b>Total</b>	<b>99,836</b>	<b>11,633</b>	<b>111,469</b>		<b>46,351</b>

## G49

## Credit risk disclosures

	Credit risk in Basel II calculation	Life insurance operations	Included in derivatives and securities financing	Off- balance sheet
<b>31 Dec 2012, EURm</b>				
Contingent liabilities	21,106	51	—	21,157
Commitments	85,507	661	40	86,208
<b>Total</b>	<b>106,613</b>	<b>712</b>	<b>40</b>	<b>107,365</b>

	Credit risk in Basel II calculation	Items not included in accounts	Original exposure	Average conversion factor	Exposure at default EAD
<b>31 Dec 2012, EURm</b>					
Credit facilities	52,925	85	53,009	48%	25,525
Checking accounts	20,540	4,198	24,738	22%	5,540
Loan commitments	11,704	2,722	14,426	32%	4,589
Guarantees	20,024	1	20,025	60%	11,925
Other	1,420	20	1,440	27%	387
<b>Total</b>	<b>106,613</b>	<b>7,026</b>	<b>113,638</b>		<b>47,966</b>

As of year-end 2013, 77% of the total credit risk exposure was calculated using the IRB approach. The main part of the exposure is within the IRB corporate and IRB retail portfolios. During 2013, total exposures decreased primarily due to

lower exposures in the corporate and institutions portfolios. Derivative exposures, especially within the institutions portfolio, significantly decreased during the year due to IMM approval.

## Exposure classes split by exposure type

	On-balance sheet items	Off-balance sheet items	Securities financing	Derivatives	Total exposure
<b>31 Dec 2013, EURm</b>					
Government, local authorities and central banks	78,719	1,951	147	3,232	84,049
Institutions	34,694	1,255	1,218	5,667	42,834
Corporate	127,638	34,044	739	8,234	170,655
Retail	158,228	9,077	1	96	167,402
Other <sup>1</sup>	13,571	24	91	929	14,615
<b>Total exposure</b>	<b>412,850</b>	<b>46,351</b>	<b>2,196</b>	<b>18,158</b>	<b>479,555</b>

	On-balance sheet items	Off-balance sheet items	Securities financing	Derivatives	Total exposure
<b>31 Dec 2012, EURm</b>					
Government, local authorities and central banks	73,757	2,041	108	3,851	79,757
Institutions	42,084	1,748	1,388	20,417	65,637
Corporate	138,959	35,088	672	9,639	184,358
Retail	159,032	9,052	2	77	168,163
Other	14,360	37	0	279	14,676
<b>Total exposure</b>	<b>428,192</b>	<b>47,966</b>	<b>2,170</b>	<b>34,263</b>	<b>512,591</b>

Nordea is geographically well diversified and as of end 2013, no market accounts for more than 25% of the total exposure. The exposure in Sweden and Finland represents 25% and 23% of the total exposure in the Group respectively, while Denmark accounts for 23% and Norway 16%. In all the Nordic countries the total IRB exposures decreased in 2013 compared to 2012.

In Finland, the lower exposure in the IRB portfolio is attributable to decreases in institution and corporate exposures. For institutions the decrease relates mainly to derivative exposures as well as decreased lending. The majority of the Russian exposures moved from SA to IRB due to FIRB approval for institutions and corporate.

## G49

## Credit risk disclosures

## Exposure split by geography and exposure classes

31 Dec 2013, EURm	Nordic countries	– of which Denmark	– of which Finland	– of which Norway	– of which Sweden	Baltic countries	Poland	Russia	Other	Total
Government, local authorities and central banks	55,891	15,252	19,862	6,161	14,616	729	1,118	207	26,104	84,049
Institutions	38,759	6,306	14,862	5,957	11,634	148	971	299	2,657	42,834
Corporate	148,606	37,447	37,839	33,619	39,701	5,568	1,903	4,324	10,254	170,655
Retail	166,080	52,002	36,040	28,719	49,319	963	211	64	84	167,402
Other <sup>1</sup>	7,272	1,438	2,830	765	2,239	2,384	4,005	464	490	14,615
<b>Total exposure</b>	<b>416,608</b>	<b>112,445</b>	<b>111,433</b>	<b>75,221</b>	<b>117,509</b>	<b>9,792</b>	<b>8,208</b>	<b>5,358</b>	<b>39,589</b>	<b>479,555</b>

31 Dec 2012, EURm	Nordic countries	– of which Denmark	– of which Finland	– of which Norway	– of which Sweden	Baltic countries	Poland	Russia	Other	Total
Government, local authorities and central banks	59,147	13,304	27,483	5,245	13,115	986	1,816	464	17,344	79,757
Institutions	61,529	6,382	30,282	7,899	16,966	83	1,152	200	2,673	65,637
Corporate	160,002	38,579	39,148	36,926	45,349	5,814	2,040	4,614	11,888	184,358
Retail	167,088	52,103	35,219	32,094	47,672	766	179	46	84	168,163
Other	6,971	1,853	1,636	525	2,957	2,227	4,272	716	490	14,676
<b>Total exposure</b>	<b>454,737</b>	<b>112,221</b>	<b>133,768</b>	<b>82,689</b>	<b>126,059</b>	<b>9,876</b>	<b>9,459</b>	<b>6,040</b>	<b>32,479</b>	<b>512,591</b>

1) Including exposures secured by real estate.

In the table below, the total exposure is split by industry. The industry breakdown mainly follows the Global Industries Classification Standard (GICS) and is based on NACE codes (i.e. statistical classification codes of economic activities in the European community).

The IRB corporate portfolio is well diversified between industries. The real estate management and investment sector is the largest sector which together with other financial institutions

are the only sectors that account for more than 8% of the total exposure of EUR 480bn. During the year, the exposure class IRB institution decreased exposures to other financial institutions and to banks. The largest relative decrease was found within the other, public and organisations industry while the highest relative increase showed up within other materials (chemical, building materials etc.). The largest nominal increase and decrease appeared in retail mortgage and banks respectively.

## Exposure split by industry group

EURm	31 Dec 2013	31 Dec 2012
Retail mortgage	139,521	137,828
Other retail	32,259	34,671
Central and local governments	38,970	37,312
Banks	72,456	85,062
Construction and engineering	5,450	5,863
Consumer durables (cars, appliances etc)	4,745	5,385
Consumer staples (food, agriculture etc)	13,500	14,124
Energy (oil, gas etc)	4,877	4,754
Health care and pharmaceuticals	1,852	2,412
Industrial capital goods	5,229	5,344
Industrial commercial services	15,048	16,692
IT software, hardware and services	1,843	1,944
Media and leisure	2,903	3,059
Metals and mining materials	1,015	1,111
Paper and forest materials	3,010	3,168
Real estate management and investment	43,852	46,461
Retail trade	12,285	13,308
Shipping and offshore	12,786	14,083
Telecommunication equipment	468	453
Telecommunication operators	2,015	2,002
Transportation	4,813	4,859
Utilities (distribution and production)	9,127	8,716
Other financial companies	27,575	35,927
Other materials (chemical, building materials etc)	8,329	7,150
Other	15,627	20,903
<b>Total exposure</b>	<b>479,555</b>	<b>512,591</b>

## G49

## Credit risk disclosures

The guarantees used as credit risk mitigation are to a large extent issued by central and regional governments in the Nordic countries. Banks and insurance companies are also important guarantors of credit risk. Only eligible providers of guarantees and credit derivatives can be recognised in the standardised and IRB approach for credit risk. All central governments, regional governments and institutions are eligible as well as some multinational development banks and international organisations. Guarantees issued by corporate entities can only be taken into account if their rating

corresponds to A– (S&P’s rating scale) or better.

Central governments and municipalities guarantee approximately 82% of the total guaranteed exposure. Exposure guarantee by these guarantors has an average risk weight of 0%. 4% of the total guaranteed exposure is guaranteed by IRB institutions. The remainder is guaranteed by IRB corporate guarantors, all with a rating of 5– or higher. Credit derivatives are only used as credit risk protection to a very limited extent since the credit portfolio is considered to be well diversified.

## Exposure secured by collaterals, guarantees and credit derivatives

31 Dec 2013, EURm	Original exposure	EAD	– of which secured by guarantees and credit derivatives	– of which secured by collateral
Government, local authorities and central banks	81,444	84,049	477	1
Institutions	45,067	42,834	703	350
Corporate	225,782	170,655	8,482	65,176
Retail	178,595	167,402	2,786	132,753
Other	15,247	14,615	4	7,360
<b>Total exposure</b>	<b>546,135</b>	<b>479,555</b>	<b>12,452</b>	<b>205,640</b>

31 Dec 2012, EURm	Original exposure	EAD	– of which secured by guarantees and credit derivatives	– of which secured by collateral
Government, local authorities and central banks	77,423	79,757	437	1
Institutions	67,552	65,637	427	7,642
Corporate	238,863	184,358	8,471	64,608
Retail	179,828	168,163	3,017	130,955
Other <sup>1</sup>	15,410	14,676	2	7,353
<b>Total exposure</b>	<b>579,076</b>	<b>512,591</b>	<b>12,354</b>	<b>210,559</b>

1) Including exposures secured by real estate.

The table below presents the distribution of collateral used in the capital adequacy calculation process. The table shows real estate to be constitute a major share of eligible collateral items in relative terms. The real estate collateral category also saw the largest relative increase the year. Commercial real estate and other physical collateral also increased while

financial collateral and receivables decreased in relative terms. Real estate is commonly used as collateral for credit risk mitigation purposes. There is no certain concentration of real estate collateral to any particular region within the Nordic and Baltic countries. Other physical collateral consist mainly of ships.

## Collateral distribution

	31 Dec 2013	31 Dec 2012
Financial Collateral	1.4%	4.7%
Receivables	1.1%	1.2%
Residential Real Estate	72.6%	70.6%
Commercial Real Estate	18.5%	17.5%
Other Physical Collateral	6.4%	6.0%
<b>Total</b>	<b>100.0%</b>	<b>100.0%</b>



**G49**
**Credit risk disclosures**

A common way to analyse the value of the collateral is to measure the loan to value (LTV) ratio, i.e. the credit extended divided by the market value of the collateral pledged. In the table below, the retail mortgage exposures are distributed by

LTV range up to the top LTV bucket based on the LTV ratio. In 2013, the retail mortgage exposure increased in the LTV buckets representing LTV below 50%.

**Loan-to-value distribution**

Retail mortgage exposure	31 Dec 2013		31 Dec 2012	
	EURbn	%	EURbn	%
<50%	99.2	77	97.4	77
50–70%	20.9	16	20.7	16
70–80%	5.5	4	5.6	4
80–90%	2.1	2	2.3	2
>90%	1.2	1	1.2	1
<b>Total</b>	<b>128.9</b>	<b>100</b>	<b>127.1</b>	<b>100</b>

Nordea acts as an intermediary in the credit derivatives market, especially in Nordic names. Nordea also uses credit derivatives to hedge positions in corporate bonds and synthetic CDOs. When Nordea sells protection in a CDO transaction, it carries the risk of losses in the reference portfolio if a credit event occurs. When Nordea buys protection in a CDO transaction, any losses in the reference portfolio triggered by a credit event are carried by the seller of protection.

Credit derivatives transactions create risk in similar manner to other derivative transactions. Counterparties in these transactions are typically subject to a financial collateral agreement, where the exposure is covered daily by collateral placements. CDO valuations are subject to fair value adjustments for model risk. These fair value adjustments are recognised in the income statement.

**Collateralised Debt Obligations (CDO) – Exposure<sup>1</sup>**

Nominal, EURm	31 Dec 2013		31 Dec 2012	
	Bought protection	Sold protection	Bought protection	Sold protection
CDOs, gross	1,266	1,587	1,833	2,816
Hedged exposures	965	966	1,442	1,444
<b>CDOs, net<sup>2</sup></b>	<b>301<sup>3</sup></b>	<b>621<sup>4</sup></b>	<b>391<sup>3</sup></b>	<b>1,372<sup>3</sup></b>
– of which Equity	57	102	53	361
– of which Mezzanine	108	306	80	386
– of which Senior	136	213	258	625

1) First-to-Default swaps are not classified as CDOs and are therefore not included in the table. Net bought protection amounts to EUR 47m (EUR 214m) and net sold protection to EUR 18m (EUR 50m). Both bought and sold protection are, to the predominant part, investment grade.

2) Net exposure disregards exposure where tranches are completely identical in terms of reference pool attachment, detachment, maturity and currency.

3) Of which investment grade EUR 150m (EUR 349m) and sub investment grade EUR 151m (EUR 42m).

4) Of which investment grade EUR 326m (EUR 769m) and sub investment grade EUR 286m (EUR 101m) and not rated EUR 0m (EUR 0m).

**Restructured loans and receivables current year<sup>1</sup>**

EURm	31 Dec 2013	31 Dec 2012
Loans before restructuring, carrying amount	19	13
Loans after restructuring, carrying amount	0	6

1) Loans classified as impaired that subsequently have improved and are not classified as impaired at the reporting date.

**Assets taken over for protection of claims<sup>1</sup>**

EURm	31 Dec 2013	31 Dec 2012
Current assets, carrying amount:		
Land and buildings	123	142
Shares and other participations	25	18
Other assets	3	5
<b>Total</b>	<b>151</b>	<b>165</b>

1) In accordance with Nordea's policy for taking over assets for protection of claims, which is in compliance with the local Banking Business Acts, wherever Nordea is located. Assets, used as collateral for the loan, are generally taken over when the customer is not able to fulfil its obligations to Nordea. The assets taken over are, at the latest, disposed when full recovery is reached.

## G49 Credit risk disclosures

The table below shows loans past due 6 days or more that are not considered impaired split by corporate and household customers. Past due loans to corporate customers that are not considered impaired were at end of 2013 EUR 1,257m down

from EUR 1,929m one year ago, while past due loans for household customers decreased to EUR 1,539m (EUR 1,773m).

### Past due loans, excluding impaired loans

EURm	31 Dec 2013		31 Dec 2012	
	Corporate customers	Household customers	Corporate customers	Household customers
6–30 days	714	974	1,157	1,168
31–60 days	317	316	358	315
61–90 days	66	126	80	137
>90 days	160	124	334	153
<b>Total</b>	<b>1,257</b>	<b>1,539</b>	<b>1,929</b>	<b>1,773</b>
Past due not impaired loans divided by loans to the public after allowances, %	0.68	0.98	1.06	1.12

The distribution of loans to corporate by size of loans, seen in the table below, shows a high degree of diversification where

approximately 71% (69%) of the corporate volume represents loans up to EUR 50m per customer.

### Loans to corporate customers, by size of loan

Size in EURm	31 Dec 2013		31 Dec 2012	
	Loans EURbn	%	Loans EURbn	%
0–10	83.8	45	78.9	43
10–50	47.0	25	46.2	25
50–100	18.3	10	21.8	12
100–250	23.4	13	25.1	14
250–500	9.8	5	8.8	5
500–	2.9	2	2.0	1
<b>Total</b>	<b>185.2</b>	<b>100</b>	<b>182.8</b>	<b>100</b>

### Interest-bearing securities

EURm	31 Dec 2013			31 Dec 2012		
	At fair value	At amortised cost	Total	At fair value	At amortised cost	Total
State and sovereigns	21,258	164	21,422	20,547	280	20,827
Municipalities and other public bodies	2,042	448	2,490	4,684	802	5,486
Mortgage institutions	30,723	1,758	32,481	25,862	1,815	27,677
Other credit institutions	21,128	2,803	23,931	21,113	3,815	24,928
Corporates	5,909	186	6,095	4,280	540	4,820
Corporates, sub-investment grade	445	—	445	794	—	794
Other	450	—	450	2,094	—	2,094
<b>Total</b>	<b>81,955</b>	<b>5,359</b>	<b>87,314</b>	<b>79,374</b>	<b>7,252</b>	<b>86,626</b>

# Income statement, Parent company

EURm	Note	2013	2012
<b>Operating income</b>			
Interest income		2,140	2,656
Interest expense		-1,499	-1,932
<b>Net interest income</b>	P3	<b>641</b>	<b>724</b>
Fee and commission income		1,259	853
Fee and commission expense		-250	-230
<b>Net fee and commission income</b>	P4	<b>1,009</b>	<b>623</b>
Net result from items at fair value	P5	131	189
Dividends	P6	1,827	3,554
Other operating income	P7	674	501
<b>Total operating income</b>		<b>4,282</b>	<b>5,591</b>
<b>Operating expenses</b>			
General administrative expenses:			
Staff costs	P8	-982	-938
Other expenses	P9	-1,018	-842
Depreciation, amortisation and impairment charges of tangible and intangible assets	P10, P23, P24	-109	-105
<b>Total operating expenses</b>		<b>-2,109</b>	<b>-1,885</b>
<b>Profit before loan losses</b>		<b>2,173</b>	<b>3,706</b>
Net loan losses	P11	-124	-19
Impairment of securities held as financial non-current assets	P21	-4	-15
<b>Operating profit</b>		<b>2,045</b>	<b>3,672</b>
Appropriations	P12	102	-103
Income tax expense	P13	-192	-95
<b>Net profit for the year</b>		<b>1,955</b>	<b>3,474</b>

# Statement of comprehensive income

EURm	2013	2012
<b>Net profit for the year</b>	<b>1,955</b>	<b>3,474</b>
<b>Items that may be reclassified subsequently to the income statement</b>		
Available for sale investments: <sup>1)</sup>		
Valuation gains/losses during the year	4	30
Tax on valuation gains/losses during the year	-1	-6
Transferred to the income statement during the year	2	—
Tax on transfers to the income statement during the year	0	—
Cash flow hedges:		
Valuation gains/losses during the year	562	179
Tax on valuation gains/losses during the year	-124	-48
Transferred to the income statement during the year	-586	-176
Tax on transfers to the income statement during the year	129	46
<b>Other comprehensive income, net of tax</b>	<b>-14</b>	<b>25</b>
<b>Total comprehensive income</b>	<b>1,941</b>	<b>3,499</b>

1) Valuation gains/losses related to hedged risks under fair value hedge accounting are accounted for directly in the income statement.

# Balance sheet, Parent company

EURm	Note	31 Dec 2013	31 Dec 2012
<b>Assets</b>			
Cash and balances with central banks		45	180
Treasury bills	P14	4,952	5,092
Loans to credit institutions	P15	80,918	68,006
Loans to the public	P15	34,155	36,214
Interest-bearing securities	P16	11,128	11,594
Financial instruments pledged as collateral	P17	737	104
Shares	P18	5,351	4,742
Derivatives	P19	4,219	5,852
Fair value changes of the hedged items in portfolio hedge of interest rate risk	P20	-11	-1,157
Investments in group undertakings	P21	17,723	17,659
Investments in associated undertakings	P22	7	8
Intangible assets	P23	729	670
Property and equipment	P24	118	121
Deferred tax assets	P13	28	19
Current tax assets		0	41
Other assets	P25	2,533	1,713
Prepaid expenses and accrued income	P26	1,291	1,272
<b>Total assets</b>		<b>163,923</b>	<b>152,130</b>
<b>Liabilities</b>			
Deposits by credit institutions	P27	17,500	19,342
Deposits and borrowings from the public	P28	47,531	50,263
Debt securities in issue	P29	62,961	48,285
Derivatives	P19	3,627	4,166
Fair value changes of the hedged items in portfolio hedge of interest rate risk	P20	715	16
Current tax liabilities		11	3
Other liabilities	P30	4,173	1,635
Accrued expenses and prepaid income	P31	1,150	1,468
Deferred tax liabilities	P13	10	8
Provisions	P32	184	148
Retirement benefit liabilities	P33	166	182
Subordinated liabilities	P34	5,971	7,131
<b>Total liabilities</b>		<b>143,999</b>	<b>132,647</b>
<b>Untaxed reserves</b>	P35	<b>3</b>	<b>108</b>
<b>Equity</b>			
Share capital		4,050	4,050
Share premium reserve		1,080	1,080
Other reserves		-2	12
Retained earnings		14,793	14,233
<b>Total equity</b>		<b>19,921</b>	<b>19,375</b>
<b>Total liabilities and equity</b>		<b>163,923</b>	<b>152,130</b>
Assets pledged as security for own liabilities	P36	2,454	4,230
Other assets pledged	P37	7,033	6,225
Contingent liabilities	P38	70,385	86,292
Commitments	P39	26,713	26,270

# Statement of changes in equity, Parent company

EURm	Restricted equity	Unrestricted equity <sup>1</sup>					Total equity
		Share capital	Share premium reserve	Other reserves:			
Cash flow hedges	Availabl for sale invest-ments			Retained earnings			
<b>Balance at 1 Jan 2013</b>	<b>4,050</b>	<b>1,080</b>	<b>-19</b>	<b>31</b>	<b>14,233</b>	<b>19,375</b>	
Net profit for the year	—	—	—	—	1,955	1,955	
Available for sale investments:							
Valuation gains/losses during the year	—	—	—	4	—	4	
Tax on valuation gains/losses during the year	—	—	—	-1	—	-1	
Transferred to the income statement during the year	—	—	—	2	—	2	
Tax on transfers to the income statement during the year	—	—	—	0	—	0	
Cash flow hedges:							
Valuation gains/losses during the year	—	—	562	—	—	562	
Tax on valuation gains/losses during the year	—	—	-124	—	—	-124	
Transferred to the income statement during the year	—	—	-586	—	—	-586	
Tax on transfers to the income statement during the year	—	—	129	—	—	129	
Other comprehensive income, net of tax	—	—	-19	5	—	-14	
<b>Total comprehensive income</b>	<b>—</b>	<b>—</b>	<b>-19</b>	<b>5</b>	<b>1,955</b>	<b>1,941</b>	
Share-based payments	—	—	—	—	15	15	
Dividend for 2012	—	—	—	—	-1,370	-1,370	
Repurchases of own shares <sup>2</sup>	—	—	—	—	-40	-40	
<b>Balance at 31 Dec 2013</b>	<b>4,050</b>	<b>1,080</b>	<b>-38</b>	<b>36</b>	<b>14,793</b>	<b>19,921</b>	
<b>Balance at 1 Jan 2012</b>	<b>4,047</b>	<b>1,080</b>	<b>-20</b>	<b>7</b>	<b>11,807</b>	<b>16,921</b>	
Net profit for the year	—	—	—	—	3,474	3,474	
Available for sale investments:							
Valuation gains/losses during the year	—	—	—	30	—	30	
Tax on valuation gains/losses during the year	—	—	—	-6	—	-6	
Cash flow hedges:							
Valuation gains/losses during the year	—	—	179	—	—	179	
Tax on valuation gains/losses during the year	—	—	-48	—	—	-48	
Transferred to the income statement during the year	—	—	-176	—	—	-176	
Tax on transfers to the income statement during the year	—	—	46	—	—	46	
Other comprehensive income, net of tax	—	—	1	24	—	25	
<b>Total comprehensive income</b>	<b>—</b>	<b>—</b>	<b>1</b>	<b>24</b>	<b>3,474</b>	<b>3,499</b>	
Issued C-shares <sup>3</sup>	3	—	—	—	—	3	
Repurchase of C-shares <sup>3</sup>	—	—	—	—	-3	-3	
Share-based payments	—	—	—	—	13	13	
Dividend for 2011	—	—	—	—	-1,048	-1,048	
Repurchases of own shares <sup>2</sup>	—	—	—	—	-10	-10	
<b>Balance at 31 Dec 2012</b>	<b>4,050</b>	<b>1,080</b>	<b>-19</b>	<b>31</b>	<b>14,233</b>	<b>19,375</b>	

1) Apart from retained earnings, unrestricted equity consists of a free fund to the amount of EUR 2,762m (31 Dec 2012: EUR 2,762m).

2) Refers to the change in the holding of own shares related to Long tem Incentive Programme and trading portfolio. The number of own shares were 23.8 million (31 Dec 2012: 21.8 million).

3) Refers to the Long Term Incentive Programme (LTIP). LTIP 2012 was hedged by issuing 2,679,168 C-shares. The shares have been bought back and converted to ordinary shares. The total holding of own shares related to LTIP is 18.3 million (31 Dec 2012: 20.3 million).

Description of items in equity is included in Note G1 "Accounting policies".

**Share capital**

	Quota value per share, EUR	Total number of shares	Share capital, EUR
<b>Balance at 1 Jan 2012</b>	<b>1.0</b>	<b>4,047,272,751</b>	<b>4,047,272,751</b>
New issue <sup>1</sup>	1.0	2,679,168	2,679,168
<b>Balance at 31 Dec 2012</b>	<b>1.0</b>	<b>4,049,951,919</b>	<b>4,049,951,919</b>
<b>Balance at 31 Dec 2013</b>	<b>1.0</b>	<b>4,049,951,919</b>	<b>4,049,951,919</b>

1) Refers to the Long Term Incentive Programme (LTIP).

**Dividends per share**

Final dividends are not accounted for until they have been ratified at the Annual General Meeting (AGM). At the AGM on 20 March 2014, a dividend in respect of 2013 of EUR 0.43 per share (2012 actual dividend EUR 0.34 per share) amount-

ing to a total of EUR 1,733,603,282 (2012 actual: EUR 1,370,092,365) is to be proposed. The financial statements for the year ended 31 December 2013 do not reflect this resolution, which will be accounted for in equity as an appropriation of retained earnings in the year ending 31 December 2014.

# Cash flow statement, Parent company

EURm	2013	2012
<b>Operating activities</b>		
Operating profit	2,045	3,672
Adjustment for items not included in cash flow	-1,771	48
Income taxes paid	-142	-180
<b>Cash flow from operating activities before changes in operating assets and liabilities</b>	<b>132</b>	<b>3,540</b>
<b>Changes in operating assets</b>		
Change in treasury bills	9	-1,377
Change in loans to credit institutions	-19,476	-8,407
Change in loans to the public	1,915	164
Change in interest-bearing securities	-78	2,207
Change in financial assets pledged as collateral	-634	1,133
Change in shares	-610	-3,615
Change in derivatives, net	297	249
Change in other assets	-820	1,320
<b>Changes in operating liabilities</b>		
Change in deposits by credit institutions	-1,842	-3,100
Change in deposits and borrowings from the public	-2,732	5,874
Change in debt securities in issue	14,676	2,918
Change in other liabilities	4,025	-165
<b>Cash flow from operating activities</b>	<b>-5,138</b>	<b>741</b>
<b>Investing activities</b>		
Shareholder's contributions to group undertakings	-47	-935
Sale of business operations	17	—
Acquisition of associated undertakings	0	-3
Sale of associated undertakings	1	—
Acquisition of property and equipment	-28	-64
Sale of property and equipment	3	0
Acquisition of intangible assets	-143	-95
Sale of intangible assets	0	1
Net investments in debt securities, held to maturity	544	1,119
Purchase of other financial fixed assets	0	-335
<b>Cash flow from investing activities</b>	<b>347</b>	<b>-312</b>
<b>Financing activities</b>		
Issued subordinated liabilities	—	1,495
Amortised subordinated liabilities	-500	-618
New share issue	—	3
Repurchase/divestment of own shares incl change in trading portfolio	-40	-13
Dividend paid	-1,370	-1,048
<b>Cash flow from financing activities</b>	<b>-1,910</b>	<b>-181</b>
<b>Cash flow for the year</b>	<b>-6,701</b>	<b>248</b>
Cash and cash equivalents at the beginning of year	8,300	8,052
Cash and cash equivalents at the end of year	1,599	8,300
<b>Change</b>	<b>-6,701</b>	<b>248</b>

**Comments on the cash flow statement**

The cash flow statement has been prepared in accordance with IAS 7. The cash flow statement shows inflows and outflows of cash and cash equivalents during the year. Nordea's cash flow has been prepared in accordance with the indirect method, whereby operating profit is adjusted for effects of non-cash transactions such as depreciation and loan losses. The cash flows are classified by operating, investing and financing activities.

**Operating activities**

Operating activities are the principal revenue-producing activities and cash flows are mainly derived from the operating profit for the year with adjustment for items not included in cash flow and income taxes paid. Adjustment for items not included in cash flow includes:

<b>EURm</b>	2013	2012
Depreciation	100	95
Impairment charges	9	25
Loan losses	144	42
Unrealised gains/losses	914	-563
Capital gains/losses (net)	-16	0
Change in accruals and provisions	-307	690
Anticipated dividends	-1,042	-468
Group contributions	-459	-303
Translation differences	-173	-72
Change in fair value of the hedged items, assets/liabilities (net)	-932	566
Other	-9	36
<b>Total</b>	<b>-1,771</b>	<b>48</b>

Changes in operating assets and liabilities consists of assets and liabilities that are part of normal business activities, such as loans, deposits and debt securities in issue. Changes in derivatives are reported net.

Cash flow from operating activities includes interest payments received and interest expenses paid with the following amounts:

<b>EURm</b>	2013	2012
Interest payments received	2,202	2,823
Interest expenses paid	1,517	1,852

**Investing activities**

Investing activities include acquisitions and disposals of non-current assets, like property and equipment, intangible and financial assets.

**Financing activities**

Financing activities are activities that result in changes in equity and subordinated liabilities, such as new issues of shares, dividends and issued/amortised subordinated liabilities.

**Cash and cash equivalents**

The following items are included in Cash and cash equivalents:

<b>EURm</b>	31 Dec 2013	31 Dec 2012
Cash and balances with central banks	45	180
Loans to credit institutions, payable on demand	1,554	8,120
<b>Total</b>	<b>1,599</b>	<b>8,300</b>

Cash comprises legal tender and bank notes in foreign currencies. Balances with central banks consists of deposits in accounts with central banks and postal giro systems under government authority, where the following conditions are fulfilled;

- the central bank or the postal giro system is domiciled in the country where the institution is established
- the balance on the account is readily available any time.

Loans to credit institutions, payable on demand include liquid assets not represented by bonds or other interest-bearing securities.



# 5 year overview, Parent company

## Income statement

EURm	2013	2012	2011	2010	2009
Net interest income	641	724	680	584	666
Net fee and commission income	1,009	623	560	571	456
Net result from items at fair value	131	189	234	157	152
Dividends	1,827	3,554	1,534	2,203	973
Other income	674	501	122	123	123
<b>Total operating income</b>	<b>4,282</b>	<b>5,591</b>	<b>3,130</b>	<b>3,638</b>	<b>2,370</b>
General administrative expenses:					
Staff costs	-982	-938	-823	-745	-644
Other expenses	-1,018	-842	-561	-526	-443
Depreciation, amortisation and impairment charges of tangible and intangible assets	-109	-105	-112	-112	-106
<b>Total operating expenses</b>	<b>-2,109</b>	<b>-1,885</b>	<b>-1,496</b>	<b>-1,383</b>	<b>-1,193</b>
<b>Profit before loan losses</b>	<b>2,173</b>	<b>3,706</b>	<b>1,634</b>	<b>2,255</b>	<b>1,177</b>
Net loan losses	-124	-19	-20	-33	-165
Impairment of securities held as financial non-current assets	-4	-15	-9	-105	—
<b>Operating profit</b>	<b>2,045</b>	<b>3,672</b>	<b>1,605</b>	<b>2,117</b>	<b>1,012</b>
Appropriations	102	-103	1	0	-3
Income tax expense	-192	-95	-114	-115	-24
<b>Net profit for the year</b>	<b>1,955</b>	<b>3,474</b>	<b>1,492</b>	<b>2,002</b>	<b>985</b>

## Balance sheet

EURm	31 Dec 2013	31 Dec 2012	31 Dec 2011	31 Dec 2010	31 Dec 2009
Treasury bills and interest-bearing securities	16,080	16,686	18,314	20,706	20,675
Loans to credit institutions	80,918	68,006	59,379	48,151	43,501
Loans to the public	34,155	36,214	36,421	33,800	28,860
Investments in group undertakings	17,723	17,659	16,713	16,690	16,165
Other assets	15,047	13,565	10,554	14,458	9,125
<b>Total assets</b>	<b>163,923</b>	<b>152,130</b>	<b>141,381</b>	<b>133,805</b>	<b>118,326</b>
Deposits by credit institutions	17,500	19,342	22,441	28,644	30,187
Deposits and borrowings from the public	47,531	50,263	44,389	39,620	34,617
Debt securities in issue	62,961	48,285	45,367	33,424	22,119
Subordinated liabilities	5,971	7,131	6,154	7,135	6,605
Other liabilities/untaxed reserves	10,039	7,734	6,109	8,402	9,298
Equity	19,921	19,375	16,921	16,580	15,500
<b>Total liabilities and equity</b>	<b>163,923</b>	<b>152,130</b>	<b>141,381</b>	<b>133,805</b>	<b>118,326</b>

**Basis for presentation**

The financial statements for the parent company, Nordea Bank AB (publ), are prepared in accordance with the Swedish Annual Accounts Act for Credit Institutions and Securities Companies (1995:1559) and IFRS with the amendments and exceptions following the recommendation RFR 2 “Accounting for Legal Entities” and UFR statements issued by the Swedish Financial Reporting Board and the accounting regulations of the Swedish Financial Supervisory Authority, FFFS 2008:25, with amendments in FFFS 2009:11, 2011:54 and 2013:2. FFFS 2013:24 is effective as from 1 January 2014, however the new requirement for disclosing maturity information has been early applied from 1 January 2013. Under RFR 2, the parent company shall apply all standards and interpretations issued by the IASB and IFRS IC to the extent possible within the framework of Swedish accounting legislation and considering the close tie between financial reporting and taxation. The recommendation sets out the exceptions and amendments compared to IFRS.

The Group’s accounting policies described in Note G1 “Accounting policies” are applicable also for the parent company, considering also the information provided below.

**Changed accounting policies and presentation**

The accounting policies, basis for calculations and presentation are, in all material aspects, unchanged in comparison with the 2012 Annual Report.

The new standard IFRS 13 “Fair Value Measurement” was implemented 1 January 2013 but has not had any significant impact on the measurement of assets and liabilities in the parent company. The additional disclosures required by IFRS 13 are presented in Note P42 “Assets and liabilities at fair value”.

IAS 32 “Financial Instruments: Presentation” and IFRS 7 “Financial Instruments: Disclosures” have been amended as regards offsetting of financial assets and financial liabilities. The parent company implemented these changes in 2013. The parent company’s principles for offsetting are already in accordance with IAS 32 and therefore there was no impact from the amendments in IAS 32. The additional disclosures required by IFRS 7 are presented in Note P43 “Financial instruments set off on balance or subject to netting agreements”.

In 2013 the IASB published a narrow scope amendment to IAS 39 “Financial Instruments: Recognition and Measurement”. The parent company implemented these changes in 2013 (early adopted). The amendment allows hedge accounting to be continued if a derivative designated as a hedging instrument is replaced with a new hedging instrument, where a clearing party replaces the original counterparty, as a consequence of laws or regulations. The amendment has not had any significant impact on the financial statements for the parent company.

More information about the changes in IFRS described above can be found in section 2 “Changed accounting policies and presentation” in Note G1 “Accounting policies”.

Forthcoming changes in IFRSs not yet implemented by the parent company can be found in section 3 “Changes in IFRSs not yet applied by Nordea” in Note G1 “Accounting policies”. The conclusions within this section are also, where applicable, relevant for the parent company.

**Accounting policies applicable for the parent company only****Investments in group undertakings and associated undertakings**

The parent company’s investments in group undertakings and associated undertakings are recognised under the cost model. Impairment tests are performed according to IAS 36 “Impairment of Assets”. At each balance sheet date, all shares in group undertakings and associated undertakings are reviewed for indications of impairment. If such indication exists, an analysis is performed to assess whether the carrying amount of each holding of shares is fully recoverable. The recoverable amount is the higher of fair value less costs to sell and the value in use. Any impairment charge is calculated as the difference between the carrying amount and the recoverable amount and is classified as “Impairment of securities held as financial non-current assets” in the income statement.

As from 2013 Nordea Bank AB (publ) applies fair value hedge accounting for the foreign exchange risk in investments in subsidiaries. The shares in subsidiaries are remeasured with regards to the hedged risk with a corresponding entry in “Net result from items at fair value”. The change in fair value of the hedging instruments is also recognised in the income statement in “Net result from items at fair value”.

**Dividends**

Dividends paid to the shareholders of Nordea Bank AB (publ) are recorded as a liability following the approval of the Annual General Meeting.

Dividends paid by group undertakings to the parent company are anticipated if the parent alone can decide on the size of the dividend and if the formal decision has been made before the financial report is published. Dividends from group- and associated undertakings are recognised on the separate income line “Dividends”.

**Amortisation of goodwill**

Under IAS 38, goodwill and other intangible assets with indefinite useful lives are not amortised in the consolidated financial statements. In the parent company financial statements goodwill is amortised as any other intangible asset in accordance with the rules set out in the Swedish Annual Accounts Act for Credit Institutions and Securities Companies (1995:1559), i.e. normally over a period of five years unless, under exceptional circumstances, a longer amortisation period is justified.

**Functional currency**

The functional and presentation currency of Nordea Bank AB (publ) is EUR. All transactions in other currencies are converted to EUR in accordance with the policies disclosed in section 9 “Translation of assets and liabilities denominated in foreign currencies” in Note G1 “Accounting policies”.

**Pensions**

The accounting principle for defined benefit obligations follows the Swedish rules (“Tryggandelagen”) and the regulations of the Swedish Financial Supervisory Authority as this is the condition for tax deductibility. The significant differences compared with IAS 19 consist of how the discount rate is determined, that the calculation of the defined benefit obligation is based on current salary level without assumptions about future salary increases.

## P1 Accounting policies, cont.

In Sweden, actuarial pension commitments are guaranteed by a pension foundation or recognised as a liability. No net defined benefit assets are recognised. The pension cost in the parent company, classified as "Staff cost" in the income statement, consists of changes in recognised pension provisions (including special wage tax) for active employees, pension benefits paid, contributions made to or received from the pension foundation and related special wage tax.

The pension obligations in the foreign branches are calculated in accordance with local accounting requirements.

### Group contributions

Group contributions paid to group undertakings are recognised as an increase in the value of investments in group undertakings, net of tax. Group contributions received from group undertakings are recognised as dividends. The possible tax effects on group contributions received are classified as "Income tax expense" in the income statement.

### Untaxed reserves

The parent company reports untaxed reserves, related to accelerated depreciation and tax allocation reserve under tax regulations. In the consolidated financial statements, untaxed reserves are split on the items "Retained earnings" and "Deferred tax liabilities" on the balance sheet.

### Assets and liabilities held for sale

As mentioned in Note G1 (section 2) and Note G44 for the Group, Nordea divests its Polish operations. The description for the Group in Note G1 is not applicable for Nordea Bank AB. The impact from the sale will be recognised on the closing of the transaction. Assets held for sale in Nordea Bank AB amount to EUR 809m at the end of the year but are not reclassified on the balance sheet.

## P2 Segment reporting

### Geographical information

EURm	Sweden		Finland		Norway		Denmark		Others		Total	
	2013	2012	2013	2012	2013	2012	2013	2012	2013	2012	2013	2012
Net interest income	641	724	—	—	—	—	—	—	—	—	641	724
Net fee and commission income	1,009	623	—	—	—	—	—	—	—	—	1,009	623
Net result from items at fair value	131	189	—	—	—	—	—	—	—	—	131	189
Dividends <sup>1</sup>	838	368	700	3,142	—	8	244	7	45	29	1,827	3,554
Other operating income	106	109	195	128	88	63	285	201	—	—	674	501
<b>Total operating income</b>	<b>2,725</b>	<b>2,013</b>	<b>895</b>	<b>3,270</b>	<b>88</b>	<b>71</b>	<b>529</b>	<b>208</b>	<b>45</b>	<b>29</b>	<b>4,282</b>	<b>5,591</b>

1) Regards dividends from group undertakings.

## P3 Net interest income

EURm	2013	2012
<b>Interest income</b>		
Loans to credit institutions	713	990
Loans to the public	973	1,203
Interest-bearing securities	366	405
Other interest income	88	58
<b>Interest income</b>	<b>2,140</b>	<b>2,656</b>
<b>Interest expense</b>		
Deposits by credit institutions	-148	-172
Deposits and borrowings from the public	-333	-536
Debt securities in issue	-935	-1,027
Subordinated liabilities	-314	-328
Other interest expenses <sup>1</sup>	231	131
<b>Interest expense</b>	<b>-1,499</b>	<b>-1,932</b>
<b>Net interest income</b>	<b>641</b>	<b>724</b>

1) The net interest income from derivatives, measured at fair value and related to Nordea's funding. This can have both a positive and negative impact on other interest expense, for further information see Note G1 "Accounting policies".

Interest income from financial instruments not measured at fair value through profit and loss amounts to EUR 1,804m (EUR 2,314m). Interest expenses from financial instruments

not measured at fair value through profit and loss amounts to EUR -1,756m (EUR -2,089m). Interest on impaired loans amounted to an insignificant portion of interest income.

**P4 Net fee and commission income**

EURm	2013	2012
Asset management commissions	115	90
Life insurance	2	8
Brokerage, securities issues and corporate finance	165	147
Custody and issuers services	22	14
Deposits	26	29
<b>Total savings related commissions</b>	<b>330</b>	<b>288</b>
Payments	109	111
Cards	219	224
<b>Total payment commissions</b>	<b>328</b>	<b>335</b>
Lending	164	137
Guarantees and documentary payment	402	68
<b>Total lending related commissions</b>	<b>566</b>	<b>205</b>
Other commission income	35	25
<b>Fee and commission income</b>	<b>1,259</b>	<b>853</b>
Savings and investments	-28	-37
Payments	-26	-27
Cards	-126	-116
State guarantee fees	-50	-43
Other commission expenses	-20	-7
<b>Fee and commission expense</b>	<b>-250</b>	<b>-230</b>
<b>Net fee and commission income</b>	<b>1,009</b>	<b>623</b>

Fee income, not included in determining the effective interest rate, from financial assets and liabilities not measured at fair value through profit or loss amounts to EUR 191m (EUR 167m).

Fee income, not included in determining the effective interest rate, from fiduciary activities that result in the holding or investing of assets on behalf of customers amount to EUR 282m (EUR 245m). The corresponding amount for fee expenses is EUR -28m (EUR -37m).

**P5 Net result from items at fair value**

EURm	2013	2012
Shares/participations and other share-related instruments	35	30
Interest-bearing securities and other interest-related instruments	165	87
Other financial instruments	8	41
Foreign exchange gains/losses	-77	31
<b>Total<sup>1</sup></b>	<b>131</b>	<b>189</b>

1) Of which EUR 5m (EUR 4m) is dividends from shares.

**P5 Net result from items at fair value, cont.****Net result from categories of financial instruments**

EURm	2013	2012
Available for sale assets, realised	-2	—
Financial instruments designated at fair value through profit or loss	19	17
Financial instruments held for trading	80	144
Financial instruments under fair value hedge accounting	-6	-13
– of which net losses on hedging instruments	-929	506
– of which net gains on hedged items	923	-519
Financial assets measured at amortised cost	0	0
Financial liabilities measured at amortised cost	0	0
Foreign exchange gains/losses excluding currency hedges	40	41
Other	0	0
<b>Total</b>	<b>131</b>	<b>189</b>

**P6 Dividends**

EURm	2013	2012
<b>Dividends from group undertakings</b>		
Nordea Bank Finland Plc	700	3,125
Nordea Bank Denmark A/S	235	—
Nordea Life Holding AB	310	18
Nordea Investment Management AB	68	47
Nordea Bank S.A. Luxembourg	20	10
Nordea Investment Funds Company I SA	25	19
Nordea Funds Ab	—	17
Nordea Ejendomsinvestering A/S	9	7
Nordea Fondene Norge AS	—	8
<b>Dividends from associated undertakings</b>		
Upplysningscentralen (UC) AB	1	—
Bankpension Sverige AB	0	—
<b>Group Contributions</b>		
Nordea Hypotek AB	245	208
Nordea Fonder AB	28	2
Nordea Finans AB	186	93
Nordic Baltic Holding AB	0	0
<b>Total</b>	<b>1,827</b>	<b>3,554</b>

**P7 Other operating income**

EURm	2013	2012
Divestment of shares	17	—
Remuneration from group undertakings	472	439
Other	185	62
<b>Total</b>	<b>674</b>	<b>501</b>

P8

## Staff costs

EURm	2013	2012
Salaries and remuneration (specification below) <sup>1</sup>	-650	-590
Pension costs (specification below)	-126	-144
Social security contributions	-200	-194
Other staff costs	-6	-10
<b>Total</b>	<b>-982</b>	<b>-938</b>

**Salaries and remuneration**

To executives <sup>2</sup>		
– Fixed compensation and benefits	-6	-6
– Performance-related compensation	-5	-3
– Allocation to profitsharing	0	0
<b>Total</b>	<b>-11</b>	<b>-9</b>
To other employees	-639	-581
<b>Total</b>	<b>-650</b>	<b>-590</b>

1) Allocation to profit-sharing foundation 2013 EUR 13m (EUR 20m) consists of a new allocation of EUR 13m (EUR 18m) and an allocation related to prior year of EUR 0m (EUR 2m).

2) Executives include the Board of Directors (including deputies), CEO, deputy CEO, executive vice presidents and Group Executive Management in the parent company. Former board members (including deputies), CEOs, deputy CEOs, managing directors and executive vice presidents, are included. Executives amounts to 16 (17) positions.

EURm	2013	2012
<b>Pension costs<sup>1</sup></b>		
Defined benefit plans	-67	-90
Defined contribution plans	-59	-54
<b>Total</b>	<b>-126</b>	<b>-144</b>

1) Pension costs for executives, see Note G7 "Staff costs".

**Additional disclosures on remuneration under Swedish FSA regulations and general guidelines**

The qualitative disclosures under these regulations can be found in the separate section on remuneration in the Board of Directors' Report, while the quantitative disclosures will be published in a separate report on Nordea's homepage ([www.nordea.com](http://www.nordea.com)) one week before the Annual General Meeting on 20 March 2014.

**Compensation to key management personnel**

Salaries and remuneration to the Board of Directors, CEO and Group Executive Management, see Note G7 "Staff costs".

**Loans to key management personnel**

Loans to key management personnel amounts to EUR 0m (EUR 0m). Interest income on these loans amounts to EUR 0m (EUR 0m). For information about loan conditions, see Note G7 "Staff costs".

**Long Term Incentive Programmes**

Participation in the Long Term Incentive Programmes (LTIPs) requires that the participants take direct ownership by investing in Nordea shares. For more information about conditions and requirements, see Note G7 "Staff costs".

For information on number of outstanding conditional rights in the LTIPs, see Note G7 "Staff costs". All rights in the LTIPs, both to employees in the parent company as well as to employees in group undertakings, are issued by Nordea Bank AB (publ).

The expenses in below table regards only employees in Nordea Bank AB (publ).

**Expenses for equity-settled share-based payment programmes<sup>1</sup>**

EURm	LTIP 2012	LTIP 2011	LTIP 2010	LTIP 2009
Expected expense for the whole programme	-7	-9	-5	-4
Maximum expense for the whole programme	-12	-10	-5	-4
Total expense during 2013	-2	-3	-1	—
Total expense during 2012	-2	-3	-1	—

1) All amounts excluding social security contribution.

When calculating the expected expense an expected annual employee turnover of 5% has been used. The expected expense is recognised over the vesting period of 36 months (LTIP 2012, LTIP 2011 and LTIP 2010) and 24 months (LTIP 2009).

**Cash-settled share-based payment transactions**

Nordea operates share-linked deferrals on parts of variable compensation for certain employee categories, indexed with Nordea Total Shareholder Returns (TSR) and either vesting after three years or vesting in equal instalments over a three to five year period. Since 2011 Nordea also operates TSR-linked retention on part of variable compensation for certain employee categories. Due to that the allocation of variable compensation is not finally decided during the current year, the deferred amount during the year in the table below relates to variable compensation earned the previous year.

In addition Nordea has during 2013 introduced the Executive Incentive Programme 2013 ("EIP 2013") which aims to strengthen Nordea's capability to retain and recruit the best talents. The aim is further to stimulate the managers and key employees whose efforts have direct impact on Nordea's result, profitability and long term value growth. EIP rewards performance meeting agreed predetermined targets on Group, business unit and individual level. The effect on the long term result is to be considered when determining the targets. The EIP shall not exceed the fixed salary. EIP shall be paid in the form of cash and be subject to TSR-indexation, deferral, forfeiture clauses and retention as per relevant remuneration regulations. The main part of EIP 2013 is paid no earlier than autumn 2017. Participation in the programme is offered to up to 400 managers and key employees, except GEM who are instead offered a GEM EIP (further information about the GEM EIP can be found in the Remuneration section in the Board of Director's Report), within the Nordea Group. EIP 2013 is offered instead of Nordea's LTIP and VSP for the invited employees. The allocation of the EIP 2013 is decided during spring 2014, and a reservation of EUR 12m excl. social costs is made 2013. 80% of the allocated amount will be subject to TSR-indexation.

The below table only includes deferred amounts indexed with Nordea TSR. EIP will be included as from 2014, when deferred. Further information regarding all deferred amounts can be found in the separate report on remuneration published on Nordea's homepage ([www.nordea.com](http://www.nordea.com)).

**P8 Staff costs, cont.**

EURm	Share linked deferrals	
	2013	2012
Opening balance	2	1
Deferred/earned during the year	1	1
TSR indexation during the year	1	0
Payments during the year <sup>1</sup>	-1	0
Translation differences	0	0
<b>Closing balance</b>	<b>3</b>	<b>2</b>

1) There have been no adjustments due to forfeitures in 2013.

**Average number of employees**

	Total		Men		Women	
	2013	2012	2013	2012	2013	2012
<b>Full-time equivalents</b>						
Sweden	6,395	6,601	2,852	2,910	3,543	3,691
Other countries	1,842	1,203	1,156	737	686	466
<b>Total average</b>	<b>8,237</b>	<b>7,804</b>	<b>4,008</b>	<b>3,647</b>	<b>4,229</b>	<b>4,157</b>

**Gender distribution, executives**

Per cent	31 Dec 2013	31 Dec 2012
<b>Nordea Bank AB (publ)</b>		
Board of Directors – Men	67	67
Board of Directors – Women	33	33
Other executives – Men	86	88
Other executives – Women	14	12

**P9 Other expenses**

EURm	2013	2012
Information technology	-622	-500
Marketing and representation	-35	-33
Postage, transportation, telephone and office expenses	-61	-69
Rents, premises and real estate	-125	-114
Other <sup>1</sup>	-175	-126
<b>Total</b>	<b>-1,018</b>	<b>-842</b>

1) Including fees and remuneration to auditors distributed as follows.

**Auditors' fee**

EURm	2013	2012
<b>KPMG</b>		
Auditing assignments	-2	-2
Audit-related services	-1	-1
Tax advisory services	0	0
Other assignments	-3	-1
<b>Total</b>	<b>-6</b>	<b>-4</b>

**P10 Depreciation, amortisation and impairment charges of tangible and intangible assets**

EURm	2013	2012
<b>Depreciation/amortisation</b>		
<b>Property and equipment (Note P24)</b>		
Equipment	-24	-22
Buildings	0	0

**P10 Depreciation, amortisation and impairment charges of tangible and intangible assets, cont.**
**Intangible assets (Note P23)**

Goodwill	-49	-49
Computer software	-23	-20
Other intangible assets	-4	-4
<b>Total</b>	<b>-100</b>	<b>-95</b>

**Impairment charges**
**Intangible assets (Note P23)**

Computer software	-9	-10
<b>Total</b>	<b>-9</b>	<b>-10</b>
<b>Total</b>	<b>-109</b>	<b>-105</b>

**P11 Net loan losses**

EURm	2013	2012
<b>Divided by class</b>		
Loans to credit institutions	1	-1
– of which provisions	0	-5
– of which write-offs	—	0
– of which allowances used for covering write-offs	—	0
– of which reversals	1	4
Loans to the public	-45	-15
– of which provisions	-57	-69
– of which write-offs	-72	-65
– of which allowances used for covering write-offs	34	27
– of which reversals	29	69
– of which recoveries	21	23
Off-balance sheet items <sup>1</sup>	-80	-3
– of which provisions	-70	-5
– of which reversals	38	2
– of which directly recognised in income statement	-48	—
<b>Total</b>	<b>-124</b>	<b>-19</b>

**Specification**

Changes of allowance accounts on the balance sheet	-50	-4
– of which Loans, individually assessed <sup>2</sup>	-33	-14
– of which Loans, collectively assessed <sup>2</sup>	5	13
– of which Off-balance sheet items, individually assessed <sup>1</sup>	-25	0
– of which Off-balance sheet items, collectively assessed <sup>1</sup>	3	-3
Changes directly recognised in the income statement	-74	-15
– of which realised loan losses, individually assessed	-94	-38
– of which realised recoveries, individually assessed	20	23
<b>Total</b>	<b>-124</b>	<b>-19</b>

1) Included in Note P32 "Provisions" as "Transfer risk, off-balance" and "Guarantees".

2) Included in Note P15 "Loans and impairment".

**Key ratios**

	2013	2012
Loan loss ratio, basis points	36	5
– of which individual	15	8
– of which collective	21	-3

## P12 Appropriations

EURm	2013	2012
Change in tax allocation reserve	100	-103
Change in depreciation in excess of plan, equipment	2	0
<b>Total</b>	<b>102</b>	<b>-103</b>

## P13 Taxes

### Income tax expense

EURm	2013	2012
Current tax	-194	-88
Deferred tax	2	-7
<b>Total</b>	<b>-192</b>	<b>-95</b>

The tax on the operating profit differs from the theoretical amount that would arise using the tax rate in Sweden as follows:

EURm	2013	2012
Profit before tax	2 147	3,569
Tax calculated at a tax rate of 22.0% (26.3%)	-472	-939
Tax-exempt income	307	872
Non-deductible expenses	-20	-26
Adjustments relating to prior years	-7	—
Change of tax rate <sup>1</sup>	—	-2
<b>Tax charge</b>	<b>-192</b>	<b>-95</b>
Average effective tax rate	9%	3%

1) Due to change of corporate tax rate from 26.3% to 22.0% in 2012.

### Deferred tax

EURm	Deferred tax assets		Deferred tax liabilities	
	2013	2012	2013	2012
<b>Deferred tax related to:</b>				
Derivatives	11	5	10	8
Retirement benefit obligations	9	8	—	—
Liabilities/provisions	8	6	—	0
<b>Total</b>	<b>28</b>	<b>19</b>	<b>10</b>	<b>8</b>

EURm	2013	2012
<b>Movements in deferred tax assets/liabilities, net:</b>		
Amount at beginning of year (net)	11	24
Deferred tax relating to items recognised in Other comprehensive income	4	-8
Acquisitions and others	1	2
Deferred tax in the income statement	2	-7
<b>Amount at end of year (net)</b>	<b>18</b>	<b>11</b>
<b>Current and deferred tax recognised in Other comprehensive income</b>		
Deferred tax relating to available for sale investments	-10	-6
Deferred tax relating to cash flow hedges	11	-2
<b>Total</b>	<b>1</b>	<b>-8</b>

**P14**
**Treasury bills**

EURm	31 Dec 2013	31 Dec 2012
State and sovereigns <sup>1</sup>	5,235	4,907
Municipalities and other public bodies	454	289
<b>Total</b>	<b>5,689</b>	<b>5,196</b>
– of which Financial instruments pledged as collateral (Note P17)	737	104
<b>Total</b>	<b>4,952</b>	<b>5,092</b>

1) Of which EUR 17m (EUR 17m) held at amortised cost with a nominal amount of EUR 17m (EUR 17m).

**P15**
**Loans and impairment**

EURm	Credit institutions		The public		Total	
	31 Dec 2013	31 Dec 2012	31 Dec 2013	31 Dec 2012	31 Dec 2013	31 Dec 2012
Loans, not impaired	80,920	68,011	34,015	36,111	114,935	104,122
Impaired loans	—	—	312	296	312	296
– of which performing	—	—	180	118	180	118
– of which non-performing	—	—	132	178	132	178
<b>Loans before allowances</b>	<b>80,920</b>	<b>68,011</b>	<b>34,327</b>	<b>36,407</b>	<b>115,247</b>	<b>104,418</b>
Allowances for individually assessed impaired loans	—	-1	-118	-132	-118	-133
– of which performing	—	—	-79	-61	-79	-61
– of which non-performing	—	-1	-39	-71	-39	-72
Allowances for collectively assessed impaired loans	-2	-4	-54	-61	-56	-65
<b>Allowances</b>	<b>-2</b>	<b>-5</b>	<b>-172</b>	<b>-193</b>	<b>-174</b>	<b>-198</b>
<b>Loans, carrying amount</b>	<b>80,918</b>	<b>68,006</b>	<b>34,155</b>	<b>36,214</b>	<b>115,073</b>	<b>104,220</b>

**Reconciliation of allowance accounts for impaired loans<sup>1</sup>**

EURm	Credit institutions			The public			Total		
	Indi- vidually assessed	Collec- tively assessed	Total	Indi- vidually assessed	Collec- tively assessed	Total	Indi- vidually assessed	Collec- tively assessed	Total
<b>Opening balance at 1 Jan 2013</b>	<b>-1</b>	<b>-4</b>	<b>-5</b>	<b>-132</b>	<b>-61</b>	<b>-193</b>	<b>-133</b>	<b>-65</b>	<b>-198</b>
Provisions	—	1	1	-55	-3	-58	-55	-2	-57
Reversals	—	1	1	22	6	28	22	7	29
<b>Changes through the income statement</b>	<b>—</b>	<b>2</b>	<b>2</b>	<b>-33</b>	<b>3</b>	<b>-30</b>	<b>-33</b>	<b>5</b>	<b>-28</b>
Allowances used to cover write-offs	—	—	—	34	—	34	34	—	34
Translation differences	1	—	1	13	4	17	14	4	18
<b>Closing balance at 31 Dec 2013</b>	<b>0</b>	<b>-2</b>	<b>-2</b>	<b>-118</b>	<b>-54</b>	<b>-172</b>	<b>-118</b>	<b>-56</b>	<b>-174</b>
<b>Opening balance at 1 Jan 2012</b>	<b>-2</b>	<b>-2</b>	<b>-4</b>	<b>-130</b>	<b>-80</b>	<b>-210</b>	<b>-132</b>	<b>-82</b>	<b>-214</b>
Provisions	—	-5	-5	-63	-5	-68	-63	-10	-73
Reversals	1	3	4	48	20	68	49	23	72
<b>Changes through the income statement</b>	<b>1</b>	<b>-2</b>	<b>-1</b>	<b>-15</b>	<b>15</b>	<b>0</b>	<b>-14</b>	<b>13</b>	<b>-1</b>
Allowances used to cover write-offs	—	—	—	27	—	27	27	—	27
Reclassifications	—	—	—	-8	7	-1	-8	7	-1
Translation differences	—	—	—	-6	-3	-9	-6	-3	-9
<b>Closing balance at 31 Dec 2012</b>	<b>-1</b>	<b>-4</b>	<b>-5</b>	<b>-132</b>	<b>-61</b>	<b>-193</b>	<b>-133</b>	<b>-65</b>	<b>-198</b>

1) See Note P11 "Net loan losses".



**P15****Loans and impairment, cont.****Allowances and provisions**

EURm	Credit institutions		The public		Total	
	31 Dec 2013	31 Dec 2012	31 Dec 2013	31 Dec 2012	31 Dec 2013	31 Dec 2012
Allowances for items on the balance sheet	-2	-5	-172	-193	-174	-198
Provisions for off balance sheet items	-138	-117	-3	-2	-141	-119
<b>Total allowances and provisions</b>	<b>-140</b>	<b>-122</b>	<b>-175</b>	<b>-195</b>	<b>-315</b>	<b>-317</b>

**Key ratios**

	31 Dec 2013	31 Dec 2012
Impairment rate, gross, basis points	27	28
Impairment rate, net, basis points	17	16
Total allowance rate, basis points	15	19
Allowances in relation to impaired loans, %	38	45
Total allowances in relation to impaired loans, %	56	67

**P16****Interest-bearing securities**

EURm	31 Dec 2013	31 Dec 2012
Issued by other borrowers <sup>1</sup>	11,128	11,594
<b>Total</b>	<b>11,128</b>	<b>11,594</b>
Listed securitites	10,969	11,530
Unlisted securitites	159	64
<b>Total</b>	<b>11,128</b>	<b>11,594</b>

1) Of which EUR 321m (EUR 847m) held at amortised cost with a nominal amount of EUR 322m (EUR 846m).

**P18****Shares**

EURm	31 Dec 2013	31 Dec 2012
Shares	5,350	4,741
Shares taken over for protection of claims	1	1
<b>Total</b>	<b>5,351</b>	<b>4,742</b>
Listed shares	5,322	4,713
Unlisted shares	29	29
<b>Total</b>	<b>5,351</b>	<b>4,742</b>

**P17****Financial instruments pledged as collateral****Financial instruments pledged as collateral**

In repurchase transactions and in securities lending transactions, non-cash assets are transferred as collateral. When the counterpart receiving the collateral has the right to sell or repledge the assets, the assets are reclassified on the balance sheet to the item Financial instruments pledged as collateral.

EURm	31 Dec 2013	31 Dec 2012
Treasury bills	737	104
<b>Total</b>	<b>737</b>	<b>104</b>

For more information on transferred assets, see Note P45 "Transferred assets and obtained collaterals".

P19

## Derivatives and hedge accounting

31 Dec 2013, EURm	Fair value		Total nom. amount
	Positive	Negative	
<b>Derivatives held for trading</b>			
<b>Interest rate derivatives</b>			
Interest rate swaps	1,656	1,735	140,226
FRAs	14	18	50,444
Futures and forwards	1	0	2,586
Options	6	6	4,282
Other	1	0	1,129
<b>Total</b>	<b>1,678</b>	<b>1,759</b>	<b>198,667</b>
<b>Equity derivatives</b>			
Equity swaps	82	142	224
Futures and forwards	2	1	14
Options	151	123	2,796
<b>Total</b>	<b>235</b>	<b>266</b>	<b>3,034</b>
<b>Foreign exchange derivatives</b>			
Currency and interest rate swaps	530	549	12,617
Currency forwards	82	40	15,064
<b>Total</b>	<b>612</b>	<b>589</b>	<b>27,681</b>
<b>Credit derivatives</b>			
Credit default swaps	0	—	1
<b>Total</b>	<b>0</b>	<b>—</b>	<b>1</b>
<b>Other derivatives</b>			
Other	6	0	1,916
<b>Total</b>	<b>6</b>	<b>0</b>	<b>1,916</b>
<b>Total derivatives held for trading</b>	<b>2,531</b>	<b>2,614</b>	<b>231,299</b>
<b>Derivatives used for hedge accounting</b>			
<b>Interest rate derivatives</b>			
Interest rate swaps	1,311	319	39,161
<b>Total</b>	<b>1,311</b>	<b>319</b>	<b>39,161</b>
<b>Foreign exchange derivatives</b>			
Currency and interest rate swaps	335	672	8,425
Currency forwards	42	22	9,455
<b>Total</b>	<b>377</b>	<b>694</b>	<b>17,880</b>
<b>Total derivatives used for hedge accounting</b>	<b>1,688</b>	<b>1,013</b>	<b>57,041</b>
– of which fair value hedges	1,288	291	47,587
– of which cash flow hedges	358	700	24,316
– of which net investment hedges	42	22	9,455
<b>Total derivatives</b>	<b>4,219</b>	<b>3,627</b>	<b>288,340</b>

Some cross currency interest rate swaps are used both as fair value hedges and cash flow hedges and the nominal amounts are then reported on both lines.

P19

## Derivatives and Hedge accounting, cont.

31 Dec 2012, EURm	Fair value		Total nom. amount
	Positive	Negative	
<b>Derivatives held for trading</b>			
<b>Interest rate derivatives</b>			
Interest rate swaps	2,469	2,683	127,698
FRA's	22	21	25,052
Futures and forwards	—	6	1,839
Options	0	0	379
Other	0	—	1,165
<b>Total</b>	<b>2,491</b>	<b>2,710</b>	<b>156,133</b>
<b>Equity derivatives</b>			
Equity swaps	83	149	350
Futures and forwards	1	0	21
Options	61	67	1,987
<b>Total</b>	<b>145</b>	<b>216</b>	<b>2,358</b>
<b>Foreign exchange derivatives</b>			
Currency and interest rate swaps	629	609	13,541
Currency forwards	63	124	23,979
<b>Total</b>	<b>692</b>	<b>733</b>	<b>37,520</b>
<b>Credit derivatives</b>			
Credit default swaps	—	0	1
<b>Total</b>	<b>—</b>	<b>0</b>	<b>1</b>
<b>Other derivatives</b>			
Other	26	0	1,867
<b>Total</b>	<b>26</b>	<b>0</b>	<b>1,867</b>
<b>Total derivatives held for trading</b>	<b>3,354</b>	<b>3,659</b>	<b>197,879</b>
<b>Derivatives used for hedge accounting</b>			
<b>Interest rate derivatives</b>			
Interest rate swaps	2,058	263	32,653
Options	0	0	642
<b>Total</b>	<b>2,058</b>	<b>263</b>	<b>33,295</b>
<b>Foreign exchange derivatives</b>			
Currency and interest rate swaps	440	244	7,475
<b>Total</b>	<b>440</b>	<b>244</b>	<b>7,475</b>
<b>Total derivatives used for hedge accounting</b>	<b>2,498</b>	<b>507</b>	<b>40,770</b>
– of which fair value hedges	2,396	382	40,770
– of which cash flow hedges	102	125	20,884
<b>Total derivatives</b>	<b>5,852</b>	<b>4,166</b>	<b>238,649</b>

Some cross currency interest rate swaps are used both as fair value hedges and cash flow hedges and the nominal amounts are then reported on both lines.

**P20**
**Fair value changes of the hedged items in portfolio hedge of interest rate risk**

EURm	31 Dec 2013	31 Dec 2012
<b>Assets</b>		
Carrying amount at beginning of year	-1,157	-632
Changes during the year		
Revaluation of hedged items	1,146	-525
<b>Carrying amount at end of year</b>	<b>-11</b>	<b>-1,157</b>
<b>EURm</b>		
<b>Liabilities</b>		
Carrying amount at beginning of year	16	147
Changes during the year		
Revaluation of hedged items	699	-131
<b>Carrying amount at end of year</b>	<b>715</b>	<b>16</b>

The carrying amount at end of year represents accumulated changes in the fair value for those repricing time periods in which the hedged item is an asset respectively a liability. When the hedged item is an asset, the change in the fair value of the hedged item is presented within assets and when the hedged item is a liability, the change is presented as a liability.

**P21**
**Investments in group undertakings, cont.**
**Specification**

This specification includes all directly owned group undertakings and major group undertakings to the directly owned companies.

31 Dec 2013	Number of shares	Carrying amount 2013, EURm	Carrying amount 2012, EURm	Voting power of holding %	Domicile	Registration number
<b>Nordea Bank Finland Plc</b>	1,030,800,000	5,959	5,956	100.0	Helsinki	1680235-8
Nordea Finance Finland Ltd				100.0	Espoo	0112305-3
<b>Nordea Bank Danmark A/S</b>	50,000,000	4,010	4,010	100.0	Copenhagen	13522197
Nordea Finans Danmark A/S				100.0	Høje Taastrup	89805910
Nordea Kredit Realkreditaktieselskab				100.0	Copenhagen	15134275
Fionia Asset Company A/S				100.0	Copenhagen	31934745
<b>Nordea Bank Norge ASA</b>	551,358,576	2,733	2,818	100.0	Oslo	911044110
Nordea Eiendomskreditt AS				100.0	Oslo	971227222
Nordea Finans Norge AS				100.0	Oslo	924507500
Privatmegleren AS				100.0	Oslo	986386661
<b>Nordea Bank Polska S.A</b>	55,061,403	343	363	99.2	Gdynia	KRS0000021828
<b>OOO Promyshlennaya Companiya Vestkon</b>	4,601,942,680 <sup>1</sup>	659	659	100.0	Moscow	1027700034185
OJSC Nordea Bank				100.0 <sup>2</sup>	Moscow	1027739436955
<b>Nordea Life Holding AB</b>	1,000	719	707	100.0	Stockholm	556742-3305
Nordea Liv & Pension, Livförsäkringselskap A/S				100.0	Ballerup	24260577
Nordea Liv Holding Norge AS				100.0	Bergen	984739303
Livförsäkringselskapet Nordea Liv Norge AS				100.0	Bergen	959922659
Nordea Livförsäkring Sverige AB (publ)				100.0	Stockholm	516401-8508
Nordea Life Assurance Finland Ltd				100.0	Helsinki	0927072-8

**P21**
**Investments in group undertakings**

EURm	31 Dec 2013	31 Dec 2012
Acquisition value at beginning of year	18,279	17,318
Acquisitions/capital contributions during the year	58	958
IFRS 2 expenses <sup>1</sup>	10	3
<b>Acquisition value at end of year</b>	<b>18,347</b>	<b>18,279</b>
Accumulated impairment charges at beginning of year	-620	-605
Impairment charges during the year	-4	-15
<b>Accumulated impairment charges at end of year</b>	<b>-624</b>	<b>-620</b>
<b>Total</b>	<b>17,723</b>	<b>17,659</b>
- of which listed shares	—	—

1) Allocation of IFRS 2 expenses for LTIP 2011 and 2012 related to the group undertakings.

## P21

## Investments in group undertakings, cont.

31 Dec 2013	Number of shares	Carrying amount 2013, EURm	Carrying amount 2012, EURm	Voting power of holding %	Domicile	Registration number
<b>Nordea Funds Ltd</b>	3,350	174	138	100.0	Helsinki	1737785-9
Nordea Fondene Norge AS			29	100.0	Oslo	930954616
Nordea Investment Fund Management A/S			8	100.0	Copenhagen	13917396
<b>Nordea Bank S.A.</b>	999,999	455	454	100.0	Luxembourg	B-14157
Nordea Investment Funds Company I S.A. <sup>3</sup>	—	—	0	—	Luxembourg	B-30550
Nordea Hypotek AB (publ) <sup>4</sup>	100,000	1,998	1,898	100.0	Stockholm	556091-5448
Nordea Fonder AB	15,000	242	241	100.0	Stockholm	556020-4694
Nordea Finans Sverige AB (publ) <sup>4</sup>	1,000,000	124	116	100.0	Stockholm	556021-1475
Nordea Investment Management AB	12,600	237	232	100.0	Stockholm	556060-2301
Nordea Ejendomsinvestering A/S	1,000	29	29	100.0	Copenhagen	26640172
Nordea IT Polska S.p. z.o.o.	100	40	—	100.0	Warsaw	0000429783
PK Properties Int'l Corp	100,000	0	0	100.0	Atlanta, USA	601624718
Nordea Hästen Fastighetsförvaltning AB	1,000	0	0	100.0	Stockholm	556653-6800
Nordea Putten Fastighetsförvaltning AB	1,000	0	0	100.0	Stockholm	556653-5257
Nordea North America Inc <sup>5</sup>	—	—	0	—	Delaware, USA	51-0276195
Nordea do Brasil Representações Ltda	1,162,149	0	0	100.0	Sao Paulo, Brasil	51.696.268/0001-40
Nordic Baltic Holding (NBH) AB <sup>6</sup>	1,000	0	0	100.0	Stockholm	556592-7950
Nordea Fastigheter AB <sup>6</sup>	3,380,000	1	1	100.0	Stockholm	556021-4917
<b>Total</b>		<b>17,723</b>	<b>17,659</b>			

1) Nominal value expressed in RUB, representing Nordea's participation in Vestkon.

2) Combined ownership, Nordea Bank AB (publ) directly 7.2% and indirectly 92.8% through OOO Promyshlennaya Kompaniya Vestkon.

3) Merged into Nordea Bank S.A. on 30 December 2013.

4) Credit institutions as defined in the Swedish Annual Account Act for Credit Institutions and Securities Companies (1995:1559).

5) Dissolved on 19 December 2013.

6) Dormant.

**Special Purpose Entities (SPEs) – Consolidated**

The Viking ABCP Conduit (Viking) has been established with the purpose of supporting trade receivable or accounts payable securitisations to core Nordic customers. The SPEs purchase trade receivables from the approved sellers and fund the purchases either by issuing Commercial Papers (CP) via the established Asset Backed Commercial Papers programme or by drawing funds on the liquidity facilities available. Nordea has provided liquidity facilities of maximum EUR 1,646m (EUR 1,691m) and at year end 2013 EUR 1,369m (EUR 1,230m)

were utilised. There is no outstanding CP issue at year end 2013. Total assets in the conduit were EUR 1,428m (EUR 1,326m) as per year-end, out of which EUR 1,167m (EUR 1,061m) has a maturity of less than one year. The SPE is consolidated as it is closely linked to the activities within Nordea. Also, Nordea is exposed to credit risk through the liquidity facility. There are no significant restrictions on repayment of loans from Viking apart from that the payments are dependent on the pace in which Viking releases its assets.

## P22

## Investments in associated undertakings

EURm					31 Dec 2013	31 Dec 2012
Acquisition value at beginning of year					8	5
Acquisitions during the year					0	3
Sales during the year					-1	—
<b>Acquisition value at end of year</b>					<b>7</b>	<b>8</b>
– of which listed shares					—	—
<b>31 Dec 2013</b>	Registration number	Domicile	Carrying amount 2013, EURm	Carrying amount 2012, EURm	Voting power of holding %	
BDB Bankernas Depå AB	556695-3567	Stockholm	1	1	20	
Bankpension Sverige AB	556695-8194	Stockholm	—	1	40	
Bankomat AB	556817-9716	Stockholm	6	6	20	
Other			0	0		
<b>Total</b>			<b>7</b>	<b>8</b>		

## P23

## Intangible assets

EURm	31 Dec 2013	31 Dec 2012
<b>Goodwill allocated to cash generating units</b>		
Retail Banking	354	403
<b>Goodwill, total</b>	<b>354</b>	<b>403</b>
Computer software	367	264
Other intangible assets	8	3
<b>Other intangible assets, total</b>	<b>375</b>	<b>267</b>
<b>Intangible assets, total</b>	<b>729</b>	<b>670</b>
<b>Goodwill</b>		
Acquisition value at beginning of year	1,059	1,059
<b>Acquisition value at end of year</b>	<b>1,059</b>	<b>1,059</b>
Accumulated amortisation at beginning of year	-656	-607
Amortisation according to plan for the year	-49	-49
<b>Accumulated amortisation at end of year</b>	<b>-705</b>	<b>-656</b>
<b>Total</b>	<b>354</b>	<b>403</b>
<b>Computer software</b>		
Acquisition value at beginning of year	340	249
Acquisitions during the year	135	93
Sales during the year	-2	—
Reclassifications	-8	-2
<b>Acquisition value at end of year</b>	<b>465</b>	<b>340</b>
Accumulated amortisation at beginning of year	-68	-49
Amortisation according to plan for the year	-23	-20
Accumulated amortisation on sales	2	—
Translation differences	0	1
<b>Accumulated amortisation at end of year</b>	<b>-89</b>	<b>-68</b>
Accumulated impairment charges at beginning of year	-8	-2
Impairment charges during the year	-9	-10
Reclassifications	8	2
Translation differences	—	2
<b>Accumulated impairment charges at end of year</b>	<b>-9</b>	<b>-8</b>
<b>Total</b>	<b>367</b>	<b>264</b>
<b>Other intangible assets</b>		
Acquisition value at beginning of year	42	49
Acquisitions during the year	8	1
Sales/disposals during the year	-2	-8
<b>Acquisition value at end of year</b>	<b>48</b>	<b>42</b>
Accumulated amortisation at beginning of year	-39	-41
Amortisation according to plan for the year	-4	-4
Accumulated amortisation on sales/disposals during the year	2	6
Translation differences	1	—
<b>Accumulated amortisation at end of year</b>	<b>-40</b>	<b>-39</b>
<b>Total</b>	<b>8</b>	<b>3</b>

**Impairment test**

A cash generating unit, defined as the operating segment, is the basis for the goodwill impairment test. See Note G20 "Intangible assets" and Note G1 "Accounting policies" section 4 for more information.

## P24

## Property and equipment

EURm	31 Dec 2013	31 Dec 2012
Property and equipment	118	121
– of which buildings for own use	0	0
<b>Total</b>	<b>118</b>	<b>121</b>
<b>Equipment</b>		
Acquisition value at beginning of year	270	214
Acquisitions during the year	28	64
Sales/disposals during the year	–30	–8
Translation differences	0	0
<b>Acquisition value at end of year</b>	<b>268</b>	<b>270</b>
Accumulated depreciation at beginning of year	–149	–133
Accumulated depreciation on sales/disposals during the year	23	6
Depreciations according to plan for the year	–24	–22
Translation differences	0	0
<b>Accumulated depreciation at end of year</b>	<b>–150</b>	<b>–149</b>
<b>Total</b>	<b>118</b>	<b>121</b>
<b>Land and buildings</b>		
Acquisition value at beginning of year	0	0
Sales during the year	0	—
<b>Acquisition value at end of year</b>	<b>0</b>	<b>0</b>
Accumulated depreciation at beginning of year	0	0
Sales during the year	0	—
Depreciation according to plan for the year	0	0
<b>Accumulated depreciation at end of year</b>	<b>0</b>	<b>0</b>
<b>Total</b>	<b>0</b>	<b>0</b>

**Operating leases**

Nordea has entered into operating lease agreements for premises and office equipment. See also Note G1 "Accounting policies", section 15.

Leasing expenses during the year, EURm	31 Dec 2013	31 Dec 2012
Leasing expenses during the year	–113	–97
– of which minimum lease payments	–113	–97
Leasing income during the year regarding sublease payments	39	39

Future minimum lease payments under non-cancellable operating leases amounted to and are distributed as follows:

EURm	31 Dec 2013
2014	66
2015	51
2016	45
2017	34
2018	27
Later years	257
<b>Total</b>	<b>480</b>

Total sublease payments expected to be received under non-cancellable subleases amounts to EUR 254m. EUR 237m of the subleases are towards group undertakings.

## P25

## Other assets

EURm	31 Dec 2013	31 Dec 2012
Claims on securities settlement proceeds	484	273
Anticipated dividends from group undertakings	742	468
Group Contributions	459	303
Other	848	669
<b>Total</b>	<b>2,533</b>	<b>1,713</b>

P26	Prepaid expenses and accrued income	
EURm	31 Dec 2013	31 Dec 2012
Accrued interest income	396	458
Other accrued income	170	138
Prepaid expenses	725	676
<b>Total</b>	<b>1,291</b>	<b>1,272</b>

P29	Debt securities in issue	
EURm	31 Dec 2013	31 Dec 2012
Commercial papers	28,853	15,219
Bond loans	34,029	32,962
Other	79	104
<b>Total</b>	<b>62,961</b>	<b>48,285</b>

P27	Deposits by credit institutions	
EURm	31 Dec 2013	31 Dec 2012
Central banks	3,707	3,224
Banks	13,095	15,553
Other credit institutions	698	565
<b>Total</b>	<b>17,500</b>	<b>19,342</b>

P30	Other liabilities	
EURm	31 Dec 2013	31 Dec 2012
Liabilities on securities settlement proceeds	202	173
Sold, not held, securities	244	559
Accounts payable	29	29
Other	3,698	874
<b>Total</b>	<b>4,173</b>	<b>1,635</b>

P28	Deposits and borrowings from the public	
EURm	31 Dec 2013	31 Dec 2012
Deposits from the public	46,150	48,822
Borrowings from the public	1,381	1,441
<b>Total</b>	<b>47,531</b>	<b>50,263</b>

P31	Accrued expenses and prepaid income	
EURm	31 Dec 2013	31 Dec 2012
Accrued interest	544	561
Other accrued expenses	391	296
Prepaid income	215	611
<b>Total</b>	<b>1,150</b>	<b>1,468</b>

Deposits are defined as funds in deposit accounts covered by the government deposit guarantee but also including amounts in excess of the individual amount limits. Individual pension savings (IPS) are also included.

P32	Provisions	
EURm	31 Dec 2013	31 Dec 2012
Provision for restructuring costs	36	28
Transfer risk, off-balance	2	5
Guarantees	139	114
Other	7	1
<b>Total</b>	<b>184</b>	<b>148</b>

	Restructuring	Transfer risk	Guarantees	Other	Total
At beginning of year	28	5	114	1	148
New provisions made	15	1	69	11	96
Provisions utilised	-6	0	-10	-5	-21
Reversals	0	-4	-34	0	-38
Translation differences	-1	0	0	0	-1
<b>At end of year</b>	<b>36</b>	<b>2</b>	<b>139</b>	<b>7</b>	<b>184</b>

Provision for restructuring costs amounts to EUR 36m and covers termination benefits (EUR 29m) and other provisions mainly related to redundant premises (EUR 8m). Provision for transfer risk is related to off-balance sheet items. Transfer risk relating to loans is included in the item Allowances for collectively assessed impaired loans in Note P15 "Loans and impairment". Provision

for transfer risk is depending on the volume of business with different countries. Loan loss provisions for guarantees amounts to EUR 139m of which EUR 137m covers the guarantee in favour of Nordea Bank Finland Plc and EUR 2m covers the guarantee in favour of Nordea Bank Polska S.A.



## P33

## Retirement benefit obligations

## Pension provisions

The pension liabilities of Nordea Bank AB (publ) are mainly covered by allocations to its pension foundation.

The provisions on the balance sheet pertain almost exclusively to former employees of Postgirot Bank. EUR 133m (EUR 148m) of the provisions are covered by "Tryggandelagen".

A small percentage of the pension obligations are covered by insurance policies.

The following figures are mainly based on calculations in accordance with Swedish rules ("Tryggandelagen").

The pension obligations in the foreign branches are calculated in accordance with local accounting requirements.

## Specification of amounts recognised on the balance sheet

	31 Dec 2013	31 Dec 2012
Present value of commitments relating to in whole or in part funded pension plans	-1,202	-1,304
Fair value at the end of the period relating to specifically separated assets	1,303	1,322
<b>Surplus in the pension foundation</b>	<b>101</b>	<b>18</b>
Present value of commitments relating to unfunded pension plans	-166	-182
Unrecognised surplus in the pension foundation	-101	-18

**Reported liability net on the balance sheet** -166 -182

## Specification of changes in the liability recognised on balance sheet as pension

	31 Dec 2013	31 Dec 2012
Balance at 1 Jan recognised as pension commitments	182	153
Pensions paid related to former employees of Postgirot Bank	-7	-7
Actuarial pension calculations	0	26
Effect of exchange rate changes	-9	10
<b>Balance at 31 Dec</b>	<b>166</b>	<b>182</b>

## Specification of cost and income in respect of pensions

	2013	2012
Pensions paid related to former employees of Postgirot Bank	-7	-7
Pensions paid covered by the pension foundation	-67	-64
Actuarial pension calculation	7	-19
<b>Defined benefit plans</b>	<b>-67</b>	<b>-90</b>
Defined contribution plans	-59	-54
<b>Pension costs<sup>1</sup></b>	<b>-126</b>	<b>-144</b>
Return on specifically separated assets, %	3.0	8.2

1) See Note P8 "Staff costs".

## Actual value of holdings in pension foundations

	31 Dec 2013	31 Dec 2012
<b>EURm</b>		
Shares	326	274
Interest-bearing securities	955	1,009
Other assets	22	39
<b>Total</b>	<b>1,303</b>	<b>1,322</b>

## P33

## Retirement benefit obligations, cont.

## Assumptions for defined benefit obligations

	2013	2012
Discount rate	2.2%	1.9%
The calculation is based on pay and pension levels on the accounting date	Yes	Yes

Next year's expected payment regarding defined benefit plans amounts to EUR 69m.

## P34

## Subordinated liabilities

	31 Dec 2013	31 Dec 2012
<b>EURm</b>		
Dated subordinated debenture loans	4,107	5,160
Hybrid capital loans	1,864	1,971
<b>Total</b>	<b>5,971</b>	<b>7,131</b>

These debenture loans are subordinated to other liabilities. Dated debenture loans entitle the lender to payment before undated subordinated loans and hybrid capital loans. Within each respective category, the loans entitle lenders to equal payment rights.

At 31 December 2013 five loans – with terms specified below – exceeded 10 % of the total outstanding volume dated subordinated loans.

	Nominal value	Carrying amount	Interest rate (coupon)
<b>EURm</b>			
Dated loan <sup>1</sup>	1,000	996	Fixed
Dated loan <sup>2</sup>	750	747	Fixed
Dated loan <sup>3</sup>	750	747	Fixed
Dated loan <sup>4</sup>	906	899	Fixed
Dated loan <sup>5</sup>	725	718	Fixed

1) Maturity date 26 March 2020.

2) Maturity date 29 March 2021.

3) Call date 15 February 2017, maturity date 15 February 2022.

4) Maturity date 13 May 2021.

5) Maturity date 21 September 2022.

## P35

## Untaxed reserves

	31 Dec 2013	31 Dec 2012
<b>EURm</b>		
Tax allocation reserve	—	103
Accumulated excess depreciation, equipment	3	5
<b>Total</b>	<b>3</b>	<b>108</b>

**P36 Assets pledged as security for own liabilities**

EURm	31 Dec 2013	31 Dec 2012
<b>Assets pledged for own liabilities</b>		
Securities etc <sup>1</sup>	2,454	4,230
<b>Total</b>	<b>2,454</b>	<b>4,230</b>

**The above pledges pertain to the following liabilities**

Deposits by credit institutions	1,788	1,977
Deposits and borrowings from the public	2,380	2,480
<b>Total</b>	<b>4,168</b>	<b>4,457</b>

1) Relates only to securities recognised on the balance sheet. Securities borrowed or bought under reverse repurchase agreements are not recognised on the balance sheet and thus not included in the amount. Such transactions are disclosed in Note P45 "Transferred assets and obtained collaterals" which are permitted to be sold or repledged.

Assets pledged for own liabilities contain securities pledged as security in repurchase agreement and in securities lending. The transactions are conducted under standard agreements employed by financial markets participants. Counterparts in those transactions are credit institutions and the public. The transactions are typically short term with maturity within three months.

**P37 Other assets pledged**

EURm	31 Dec 2013	31 Dec 2012
<b>Other assets pledged<sup>1</sup></b>		
Securities etc	7,033	6,225
<b>Total</b>	<b>7,033</b>	<b>6,225</b>

1) Collaterals pledged on behalf of other items other than the company's own liabilities, e.g. on behalf of a third party or on behalf of the company's own contingent liabilities are accounted for under this item.

Securities etc. includes interest-bearing securities pledged as security for payment settlements within the Central bank of Sweden. The terms and conditions require day to day security and relate to liquidity intraday/over night.

**P38 Contingent liabilities**

EURm	31 Dec 2013	31 Dec 2012
<b>Guarantees</b>		
– Loan guarantees	69,815	70,514
– Other guarantees	570	15,774
Other contingent liabilities	0	4
<b>Total</b>	<b>70,385</b>	<b>86,292</b>

In the normal business Nordea issues various forms of guarantees in favour of the bank's customers. Loan guarantees are given for customers to guarantee obligations in other credit- and pension institutions. Other guarantees consist mainly of commercial guarantees such as bid guarantees, advance payment guarantees, warranty guarantees and export related guarantees.

Nordea Bank AB (publ) has issued a guarantee covering all commitments in Nordea Fastigheter AB, org no 556021–4917.

Nordea Bank AB (publ) has in December 2012 issued a guarantee of maximum EUR 60bn in favour of Nordea Bank Finland Plc where Nordea Bank AB (publ) guarantees the majority of the exposures in the exposure class IRB corporate in Nordea Bank Finland Plc. The guarantee covers EUR 20bn of corporate loans, guarantees, documentary credits and loan commitments. In addition, EUR 5bn of derivatives are covered by the guarantee as of 31 December 2013. The maximum amount of derivatives guaranteed is EUR 10bn. The guarantee increased the RWA by EUR 12bn. The guarantee will generate commission income, while the losses recognised on the guaranteed exposures will be transferred to Nordea Bank AB (publ). The guarantee is priced at arm's length, including expected credit losses and the cost of capital required by the guarantee. All internal transactions in the guarantee are eliminated in the consolidated accounts.

Nordea Bank AB (publ) has issued a guarantee of EUR 1,258m in favour of Nordea Bank Polska S.A. The guarantee covers a mortgage loan portfolio with real estate as collateral.

Nordea Bank AB (publ) has undertaken, in relation to certain individuals and on certain conditions, to be responsible for the potential payment liability against them in their capacity as managing directors or board member in group undertakings to Nordea Bank AB (publ).

A limited number of employees are entitled to severance pay if they are dismissed before reaching their normal retirement age.

**Legal proceedings**

Within the framework of the normal business operations, the company faces a number of claims in civil lawsuits and disputes, most of which involve relatively limited amounts. Presently, none of the current disputes are considered likely to have any significant adverse effect on the company or its financial position.

**P39 Commitments**

EURm	31 Dec 2013	31 Dec 2012
Credit commitments <sup>1</sup>	26,713	26,270
<b>Total</b>	<b>26,713</b>	<b>26,270</b>

1) Including unutilised portion of approved overdraft facilities of EUR 12,845m (EUR 12,952m).

For information about derivatives see Note P19 "Derivatives and hedge accounting".

## P40

## Capital adequacy

## Items included in the capital base

EURm	31 Dec 2013	31 Dec 2012
<b>Tier 1 capital</b>		
Paid-up capital	4,050	4,050
Share premium	1,080	1,080
<b>Eligible capital</b>	<b>5,130</b>	<b>5,130</b>
Reserves	12,838	10,759
Income from current year	1,955	3,474
<b>Eligible reserves</b>	<b>14,793</b>	<b>14,233</b>
<b>Core tier 1 capital (before deductions)</b>	<b>19,923</b>	<b>19,363</b>
<b>Subordinated capital loans</b>	<b>1,949</b>	<b>1,992</b>
Proposed/actual dividend	-1,734	-1,370
Deferred tax assets	-28	-19
Intangible assets	-729	-670
IRB provisions shortfall (-)	-81	-52
<b>Deductions</b>	<b>-2,572</b>	<b>-2,111</b>
<b>Tier 1 capital (net after deductions)</b>	<b>19,300</b>	<b>19,244</b>
– of which hybrid capital	1,949	1,992
– of which core tier 1 capital (net of deductions)	17,351	17,252
<b>Tier 2 capital</b>		
Dated subordinated loans	4,107	4,676
Other additional own funds	36	30
<b>Tier 2 capital (before deductions)</b>	<b>4,143</b>	<b>4,706</b>
IRB provisions excess (+)/shortfall (-)	-81	-52
<b>Deductions</b>	<b>-81</b>	<b>-52</b>
<b>Tier 2 capital (net after deductions)</b>	<b>4,062</b>	<b>4,654</b>
<b>Capital base</b>	<b>23,362</b>	<b>23,898</b>

## Capital requirements and RWA

EURm	31 Dec 2013		31 Dec 2012	
	Capital requirement	Basel II RWA	Capital requirement	Basel II RWA
<b>Credit risk</b>	<b>6,296</b>	<b>78,700</b>	<b>7,494</b>	<b>93,670</b>
IRB foundation	3,428	42,854	4,752	59,394
– of which corporate	3,100	38,749	4,404	55,051
– of which institutions	105	1,318	140	1,751
– of which retail	180	2,254	188	2,345
– of which other	43	533	20	247
Standardised	2,868	35,846	2,742	34,276
– of which sovereign	2	26	2	21
– of which retail	101	1,258	106	1,327
– of which other	2,765	34,562	2,634	32,928
<b>Market risk</b>	<b>128</b>	<b>1,596</b>	<b>123</b>	<b>1,539</b>
– of which trading book, Internal Approach	34	429	39	484
– of which trading book, Standardised Approach	5	59	20	246
– of which banking book, Standardised Approach	89	1,108	64	809
<b>Operational risk</b>	<b>250</b>	<b>3,121</b>	<b>219</b>	<b>2,739</b>
– of which standardised	250	3,121	219	2,739
<b>Sub total</b>	<b>6,674</b>	<b>83,417</b>	<b>7,836</b>	<b>97,948</b>
<b>Adjustment for transition rules</b>				
Additional capital requirement according to transition rules	—	—	—	—
<b>Total</b>	<b>6,674</b>	<b>83,417</b>	<b>7,836</b>	<b>97,948</b>

More Capital Adequacy information can be found in the "Risk, Liquidity and Capital Management" section page 63.

P41

## Classification of financial instruments

31 Dec 2013, EURm	Loans and receivables	Held to maturity	Financial assets at fair value through profit or loss		Derivatives used for hedging	Available for sale	Non-financial assets	Total
			Held for trading	Designated at fair value through profit or loss				
<b>Assets</b>								
Cash and balances with central banks	45	—	—	—	—	—	—	45
Treasury bills	—	17	4,935	—	—	—	—	4,952
Loans to credit institutions	80,104	—	271	543	—	—	—	80,918
Loans to the public	30,337	—	—	3,818	—	—	—	34,155
Interest-bearing securities	—	321	1,981	—	—	8,826	—	11,128
Financial instruments pledged as collateral	—	—	737	—	—	—	—	737
Shares	—	—	5,321	30	—	—	—	5,351
Derivatives	—	—	2,531	—	1,688	—	—	4,219
Fair value changes of the hedged items in portfolio hedge of interest rate risk	-11	—	—	—	—	—	—	-11
Investments in group undertakings	—	—	—	—	—	—	17,723	17,723
Investments in associated undertakings	—	—	—	—	—	—	7	7
Intangible assets	—	—	—	—	—	—	729	729
Property and equipment	—	—	—	—	—	—	118	118
Deferred tax assets	—	—	—	—	—	—	28	28
Current tax assets	—	—	—	—	—	—	0	0
Other assets	780	—	—	—	—	—	1,753	2,533
Prepaid expenses and accrued income	1,121	—	—	—	—	—	170	1,291
<b>Total</b>	<b>112,376</b>	<b>338</b>	<b>15,776</b>	<b>4,391</b>	<b>1,688</b>	<b>8,826</b>	<b>20,528</b>	<b>163,923</b>

31 Dec 2013, EURm	Financial liabilities at fair value through profit or loss		Derivatives used for hedging	Other financial liabilities	Non-financial liabilities	Total
	Held for trading	Designated at fair value through profit or loss				
<b>Liabilities</b>						
Deposits by credit institutions	—	753	—	14,676	—	17,500
Deposits and borrowings from the public	—	—	—	46,623	—	47,531
Debt securities in issue	—	0	—	62,961	—	62,961
Derivatives	—	2,614	—	—	—	3,627
Fair value changes of the hedged items in portfolio hedge of interest rate risk	—	—	—	715	—	715
Current tax liabilities	—	—	—	—	11	11
Other liabilities	—	244	—	2,925	1,004	4,173
Accrued expenses and prepaid income	—	—	—	759	391	1,150
Deferred tax liabilities	—	—	—	—	10	10
Provisions	—	—	—	—	184	184
Retirement benefit liabilities	—	—	—	—	166	166
Subordinated liabilities	—	—	—	5,971	—	5,971
<b>Total</b>	<b>—</b>	<b>3,611</b>	<b>2,979</b>	<b>1,013</b>	<b>134,630</b>	<b>1,766</b>

P41

## Classification of financial instruments, cont.

31 Dec 2012, EURm	Loans and receivables	Held to maturity	Financial assets at fair value through profit or loss		Derivatives used for hedging	Available for sale	Non-financial assets	Total
			Held for trading	Designated at fair value through profit or loss				
<b>Assets</b>								
Cash and balances with central banks	180	—	—	—	—	—	—	180
Treasury bills	—	17	5,075	—	—	—	—	5,092
Loans to credit institutions	66,960	—	312	734	—	—	—	68,006
Loans to the public	31,712	—	—	4,502	—	—	—	36,214
Interest-bearing securities	—	865	4,510	—	—	6,219	—	11,594
Financial instruments pledged as collateral	—	—	104	—	—	—	—	104
Shares	—	—	4,712	30	—	—	—	4,742
Derivatives	—	—	3,354	—	2,498	—	—	5,852
Fair value changes of the hedged items in portfolio hedge of interest rate risk	-1,157	—	—	—	—	—	—	-1,157
Investments in group undertakings	—	—	—	—	—	—	17,659	17,659
Investments in associated undertakings	—	—	—	—	—	—	8	8
Intangible assets	—	—	—	—	—	—	670	670
Property and equipment	—	—	—	—	—	—	121	121
Deferred tax assets	—	—	—	—	—	—	19	19
Current tax assets	—	—	—	—	—	—	41	41
Other assets	560	—	—	—	—	—	1,153	1,713
Prepaid expenses and accrued income	1,134	—	—	—	—	—	138	1,272
<b>Total</b>	<b>99,389</b>	<b>882</b>	<b>18,067</b>	<b>5,266</b>	<b>2,498</b>	<b>6,219</b>	<b>19,809</b>	<b>152,130</b>

31 Dec 2012, EURm	Financial liabilities at fair value through profit or loss		Derivatives used for hedging	Other financial liabilities	Non-financial liabilities	Total
	Held for trading	Designated at fair value through profit or loss				
<b>Liabilities</b>						
Deposits by credit institutions	—	104	—	17,383	—	19,342
Deposits and borrowings from the public	—	—	—	47,765	—	50,263
Debt securities in issue	—	—	—	48,285	—	48,285
Derivatives	—	3,659	507	—	—	4,166
Fair value changes of the hedged items in portfolio hedge of interest rate risk	—	—	—	16	—	16
Current tax liabilities	—	—	—	—	3	3
Other liabilities	—	560	—	560	515	1,635
Accrued expenses and prepaid income	—	—	—	1,172	296	1,468
Deferred tax liabilities	—	—	—	—	8	8
Provisions	—	—	—	—	148	148
Retirement benefit liabilities	—	—	—	—	182	182
Subordinated liabilities	—	—	—	7,131	—	7,131
<b>Total</b>		<b>4,323</b>	<b>4,353</b>	<b>507</b>	<b>122,312</b>	<b>132,647</b>

## P41

## Classification of financial instruments, cont.

## Loans designated at fair value through profit or loss

EURm	31 Dec 2013	31 Dec 2012
Carrying amount	4,361	5,236
Maximum exposure to credit risk	4,361	5,236

## Financial assets and liabilities designated at fair value through profit or loss

## Changes in fair values of financial liabilities attributable to changes in credit risk

The funding of Markets operations are measured at fair value and classified into the category "Fair value through profit or loss". The funding of Markets is generally of such a short term nature that the effect of changes in own credit risk is not significant.

## Changes in fair values of financial assets attributable to changes in credit risk

The lending in Markets is generally of such a short term nature (mainly overnight deposits) that the effect of changes in credit risk is not significant.

## Comparison of carrying amount and contractual amount to be paid at maturity

	Carrying amount	Amount to be paid at maturity
<b>2013, EURm</b>		
Financial liabilities designated at fair value through profit or loss	2,979	2,979

	Carrying amount	Amount to be paid at maturity
<b>2012, EURm</b>		
Financial liabilities designated at fair value through profit or loss	4,353	4,353

## P42

## Assets and liabilities at fair value

## Fair value of financial assets and liabilities

EURm	31 Dec 2013		31 Dec 2012	
	Carrying amount	Fair value	Carrying amount	Fair value
<b>Financial assets</b>				
Cash and balances with central banks	45	45	180	180
Treasury bills	4,952	4,952	5,092	5,092
Loans	115,062	115,062	103,063	104,938
Interest-bearing securities	11,128	11,135	11,594	11,970
Financial instruments pledged as collateral	737	737	104	104
Shares	5,351	5,351	4,742	4,742
Derivatives	4,219	4,219	5,852	5,852
Other assets	780	780	560	560
Prepaid expenses and accrued income	1,121	1,121	1,134	1,134
<b>Total financial assets</b>	<b>143,395</b>	<b>143,402</b>	<b>132,321</b>	<b>134,572</b>

## Financial liabilities

Deposits and debt instruments	134,678	135,333	125,037	123,711
Derivatives	3,627	3,627	4,166	4,166
Other liabilities	3,169	3,169	1,120	1,120
Accrued expenses and prepaid income	759	759	1,172	1,172
<b>Total financial liabilities</b>	<b>142,233</b>	<b>142,888</b>	<b>131,495</b>	<b>130,169</b>

For information about valuation of items measured at fair value on the balance sheet, see Note G1 "Accounting policies" and the section "Determination of fair value items measured at fair value on the balance sheet" in Note G42 "Assets and liabilities at fair value". For information about valuation of items not measured at fair value on the balance sheet, see the section "Financial assets and liabilities not held at fair value on balance sheet", below.

P42

## Assets and liabilities at fair value, cont.

## Assets and liabilities held at fair value on the balance sheet

## Categorisation into the fair value hierarchy

31 Dec 2013, EURm	Quoted prices in active markets for the same instrument (Level 1)	Valuation technique using observable data (Level 2)	Valuation technique using non-observable data (Level 3)	Total
<b>Assets at fair value on the balance sheet<sup>1</sup></b>				
Treasury bills	542	4,393	—	4,935
Loans to credit institutions	—	814	—	814
Loans to the public	—	3,818	—	3,818
Interest-bearing securities <sup>2</sup>	11,055	330	159	11,544
Shares	5,326	—	25	5,351
Derivatives	14	4,183	22	4,219
<b>Total</b>	<b>16,937</b>	<b>13,538</b>	<b>206</b>	<b>30,681</b>
<b>Liabilities at fair value on the balance sheet<sup>1</sup></b>				
Deposits by credit institutions	—	2,824	—	2,824
Deposits and borrowings from the public	—	908	—	908
Derivatives	17	3,606	4	3,627
Other liabilities	95	149	—	244
<b>Total</b>	<b>112</b>	<b>7,487</b>	<b>4</b>	<b>7,603</b>

1) All items are measured at fair value on a recurring basis at the end of each reporting period.

2) Of which EUR 737m relates to the balance sheet item Financial instruments pledged as collateral.

31 Dec 2012, EURm	Quoted prices in active markets for the same instrument (Level 1)	Valuation technique using observable data (Level 2)	Valuation technique using non-observable data (Level 3)	Total
<b>Assets at fair value on the balance sheet<sup>1</sup></b>				
Treasury bills	2,839	2,236	—	5,075
Loans to credit institutions	—	1,046	—	1,046
Loans to the public	—	4,502	—	4,502
Interest-bearing securities <sup>2</sup>	8,036	2,634	163	10,833
Shares	4,712	—	30	4,742
Derivatives	13	5,839	—	5,852
<b>Total</b>	<b>15,600</b>	<b>16,257</b>	<b>193</b>	<b>32,050</b>
<b>Liabilities at fair value on the balance sheet<sup>1</sup></b>				
Deposits by credit institutions	—	1,959	—	1,959
Deposits and borrowings from the public	—	2,498	—	2,498
Derivatives	17	4,148	0	4,165
Other liabilities	—	560	—	560
<b>Total</b>	<b>17</b>	<b>9,165</b>	<b>0</b>	<b>9,182</b>

1) All items are measured at fair value on a recurring basis at the end of each reporting period.

2) Of which EUR 104m relates to the balance sheet item Financial instruments pledged as collateral.

For determination of fair values for items measured at fair value on the balance sheet, see Note G42 "Assets and liabilities at fair value".

**Transfers between level 1 and 2**

During the year, the parent company transferred interest-bearing securities (including such financial instruments pledged as collateral) of EUR 253m (EUR 871m) from Level 1 to Level 2 and EUR 223m (EUR 453m) from Level 2 to Level 1 of the fair value hierarchy. The reason for the transfers from Level 1 to Level 2 was that the instruments ceased to

be actively traded during the year and fair values have now been obtained using valuation techniques with observable market inputs. The reason for the transfers from Level 2 to Level 1 was that the instruments have again been actively traded during the year and reliable quoted prices are obtained in the markets. Transfers between levels are considered to have occurred at the end of the year.

P42

## Assets and liabilities at fair value, cont.

## Movements in Level 3

2013, EURm	1 Jan 2013	Fair value gains/losses recognised in the income statement during the year			Settlements	Net transfers into Level 3	Translation differences	31 Dec 2013
		Realised	Unrealised					
Interest-bearing securities	163	—	—	-4	—	—	159	
Shares	30	—	—	—	—	-5	25	
Derivatives (net)	0	—	-4	—	22	—	18	

Unrealised gains and losses relates to those assets and liabilities held at the end of the year. The parent company has transferred derivatives of EUR 22m from Level 2 into Level 3 during the year. The reason for the transfer from Level 2 to Level 3 was that observable market data was no longer

available. Transfers between levels are considered to have occurred at the end of the year. Fair value gains and losses in the income statement during the year are included in "Net result from items at fair value" (see Note P5). Assets and liabilities related to derivatives are presented net.

2012, EURm	1 Jan 2012	Realised	Unrealised	Settlements	Net transfers into/out of level 3	Translation differences	31 Dec 2012
Shares	34	—	—	-4	—	—	30
Derivatives (net of assets and liabilities)	0	—	—	—	—	—	0

Unrealised gains and losses relates to those assets and liabilities held at the end of the year. There have been no transfers into or out of Level 3 during the year. Fair value gains and losses in the income statement during the year are included in "Net result from items at fair value" (see Note G5). Assets and liabilities related to derivatives are presented net.

### The valuation processes for fair value measurements in Level 3

#### Financial instruments

For information about the valuation processes, see Note G42 "Assets and liabilities at fair value".

### Valuation techniques and inputs used in the fair value measurements in Level 3

31 Dec 2013, EURm	Fair value	Valuation techniques
<b>Shares</b>		
Unlisted shares	25	Net asset value <sup>1</sup>
<b>Total<sup>1</sup></b>	<b>25</b>	

31 Dec 2013, EURm	Fair value	Valuation techniques	Unobservable input	Range of fair value <sup>2</sup>
<b>Derivatives</b>				
Interest rate derivatives	18	Option model	Correlations Volatilities	+/- 0
<b>Total</b>	<b>18</b>			

31 Dec 2013, EURm	Fair value	Valuation techniques	Unobservable input	Range of fair value <sup>3</sup>
<b>Interest-bearing securities</b>				
Credit institutions <sup>4</sup>	159	Discounted cash flows	Credit spread	+/- 0
<b>Total</b>	<b>159</b>			

1) Effects of reasonably possible alternative assumptions are +/- 2 for both 2013 and 2012.

2) No derivatives in Level 3 2012.

3) Range of fair value for interest-bearing securities 31 Dec 2012 was EUR +/- 0.

4) Of which EUR 155m is priced at a credit spread (the difference between the discount rate and LTBBOR) of 1.45% and a reasonable change of this credit spread would not affect the fair value due to callability features.

The tables above shows, for each class of assets and liabilities categorised in Level 3, the fair value, the valuation techniques used to estimate the fair value, significant unobservable inputs used in the valuation techniques and for financial assets and liabilities the fair value sensitivity to changes in key assumptions.

Fair value of assets and liabilities in Level 3 are estimated using valuation techniques based on assumptions that are not supported by market observable prices or rates. There may be uncertainty about a valuation, resulting from the choice of valuation technique or model used, the assumptions embedded in



those models, the extent to which inputs are not market observable, or as a result of other elements affecting the valuation technique. For financial instruments portfolio adjustments are applied to reflect such uncertainties and are deducted from the fair values produced by the models or other valuation techniques (for further information see Note G1 section 11 "Determination of fair value of financial instruments").

The column "range of fair value" and the footnote 1 and 3 in the tables above shows the sensitivity of the fair values of Level 3 financial instruments to changes in key assumptions. Where the exposure to an unobservable parameter is offset across different instruments then only the net impact is disclosed in the table. The range disclosed are likely to be greater than the true uncertainty in fair value of these instruments, as it is unlikely in practice that all unobservable parameters would be simultaneously at the extremes of their ranges of reasonably possible alternatives. The disclosure is neither predictive nor indicative of future movements in fair value.

In order to calculate the sensitivity (range) in fair value of derivatives a range of different modelling approaches are applied to determine an uncertainty interval around the reported fair value. The different approaches applied target various aspects of derivatives pricing. Two common components of derivative valuation models are volatility of underlying risk factors and correlation between the relevant risk factors. Each of these is addressed by applying different assumptions to input and/or the choice of modelling approach. Besides these common factors a number of asset class specific factors are addressed. These include equity dividend expectations, recovery assumptions for credit derivatives and inflation expectations. The fair values of derivatives are presented as the net of assets and liabilities.

In order to calculate the sensitivity (range) in fair value of shares and interest-bearing securities the fair value was increased and decreased within a range of 10 percentage units which are assessed to be reasonable changes in market movements.

#### Financial assets and liabilities not held at fair value on the balance sheet

31 Dec 2013, EURm	Carrying amount	Fair value	Level in fair value hierarchy
<b>Assets not held at fair value on the balance sheet</b>			
Cash and balances with central banks	45	45	1
Treasury bills	17	17	2
Loans	110,430	110,430	3
Interest-bearing securities	321	328	1, 2
Other assets	780	780	3
Prepaid expenses and accrued income	1,121	1,121	3
<b>Total</b>	<b>112,714</b>	<b>112,721</b>	
<b>Liabilities not held at fair value on the balance sheet</b>			
Deposits and debt instruments	130,946	131,601	3
Other liabilities	2,925	2,925	3
Accrued expenses and prepaid income	759	759	3
<b>Total</b>	<b>134,630</b>	<b>135,285</b>	

#### Cash and balances with central banks

The fair value equals the carrying amount. The fair value is based on quoted prices in active markets for relevant currencies and therefore the fair value measurement is categorised into Level 1 in the fair value hierarchy.

#### Loans

The fair value of "Loans to central banks", "Loans to credit institutions" and "Loans to the public" has been calculated as the carrying amount adjusted for fair value changes in interest rate risk. The fair value changes related to interest rate risk is based on changes in relevant interest rates compared with corresponding nominal interest rates in the portfolios. No adjustment has been made for changes in fair value of credit risk. The average probability of default (PD) for loans to credit institutions has been relatively unchanged. However the average PDs for retail customers has decreased which is an indication of that the fair value for loans to retail customers is higher than the calculated fair value and the average PDs for loans to corporates has increased thus indicating that the fair value for loans to corporate customers is lower than the calculated fair value. The fair value measurement is categorised into Level 3 in the fair value hierarchy.

#### Treasury bills and interest bearing-securities

The fair value is EUR 345m, of which EUR 207m is categorised in Level 1 and EUR 138m in Level 2 of the fair value hierarchy. The measurement principles follow those for similar instruments that are held at fair value on the balance sheet.

#### Other assets and prepaid expenses and accrued income

The balance sheet items "Other assets" and "Prepaid expenses and accrued income" consist of short receivables, mainly accrued interest receivables. The fair value is therefore considered to equal the carrying amount and is categorised into Level 3 in the fair value hierarchy.

#### Deposits and debt instruments

The fair value of "Deposits by credit institutions", "Deposits and borrowings from the public", "Debt securities in issue" and "Subordinated liabilities" has been calculated as the carrying amount adjusted for fair value changes in interest rate risk and in own credit risk. The fair value is categorised into Level 3 in the fair value hierarchy. The fair value changes related to interest rate risk is based on changes in relevant interest rates compared with corresponding nominal interest rate in the portfolios. The fair value changes in the credit risk is calculated as the difference between the credit spread in the nominal interest rate compared with the current spread that is observed in the market. This calculation is performed on an aggregated level for all long term issuance recognised in the balance sheet items "Debt securities in issue" and "Subordinated liabilities". As the contractual maturity is short for "Deposits by credit institutions" and "Deposits and borrowing from the public" the changes in Nordea's own credit risk related to these items is assumed not to be significant. This is also the case for short term issuances recognised in the balance sheet items "Debt securities in issue" and "Subordinated liabilities".

#### Other liabilities and accrued expenses and prepaid income

The balance sheet items "Other liabilities" and "Accrued expenses and prepaid income" consist of short-term payables, mainly payables on securities settlement. The fair value is therefore considered to be equal to the carrying amount and is categorised into Level 3 in the fair value hierarchy.

## P43

## Financial instruments set off on balance or subject to netting agreements

31 Dec 2013, EURm	Gross recognised financial liabilities <sup>1</sup>	Gross recognised financial liabilities set off on the balance sheet	Net carrying amount on the balance sheet <sup>2</sup>	Amounts not set off but subject to master netting agreements and similar agreements			Net amount
				Financial instruments	Financial collateral received	Cash collateral received	
<b>Assets</b>							
Derivatives	3,693	-102	3,591	-1,886	-1	-1,228	476
Reverse repurchase agreements	211	—	211	-211	—	—	0
Securities borrowing agreements	4,354	—	4,354	—	-4,354	—	0
<b>Total</b>	<b>8,258</b>	<b>-102</b>	<b>8,156</b>	<b>-2,097</b>	<b>-4,355</b>	<b>-1,228</b>	<b>476</b>

31 Dec 2013, EURm	Gross recognised financial liabilities <sup>1</sup>	Gross recognised financial assets set off on the balance sheet	Net carrying amount on the balance sheet <sup>2</sup>	Amounts not set off but subject to master netting agreements and similar agreements			Net amount
				Financial instruments	Financial collateral pledged	Cash collateral pledged	
<b>Liabilities</b>							
Derivatives	3,074	-102	2,972	-1,886	—	-123	963
Repurchase agreements	693	—	693	-211	-482	—	0
Securities lending agreements	2,979	—	2,979	—	-2,979	—	0
<b>Total</b>	<b>6,746</b>	<b>-102</b>	<b>6,644</b>	<b>-2,097</b>	<b>-3,461</b>	<b>-123</b>	<b>963</b>

1) All amounts are measured at fair value.

2) Reverse repurchase agreements and Securities borrowing agreements are on the balance sheet classified as "Loans to credit institutions" or "Loans to the public". Repurchase agreements and Securities lending agreements are on the balance sheet classified as "Deposits by credit institution" or as "Deposits and borrowings from the public".

31 Dec 2012, EURm	Gross recognised financial liabilities <sup>1</sup>	Gross recognised financial liabilities set off on the balance sheet	Net carrying amount on the balance sheet <sup>2</sup>	Amounts not set off but subject to master netting agreements and similar agreements			Net amount
				Financial instruments	Financial collateral received	Cash collateral received	
<b>Assets</b>							
Derivatives	5,546	—	5,546	-2,066	—	-2,591	889
Reverse repurchase agreements	19	—	19	-19	—	—	0
Securities borrowing agreements	5,227	—	5,227	—	-5,227	—	0
<b>Total</b>	<b>10,792</b>	<b>—</b>	<b>10,792</b>	<b>-2,085</b>	<b>-5,227</b>	<b>-2,591</b>	<b>889</b>

31 Dec 2012, EURm	Gross recognised financial liabilities <sup>1</sup>	Gross recognised financial assets set off on the balance sheet	Net carrying amount on the balance sheet <sup>2</sup>	Amounts not set off but subject to master netting agreements and similar agreements			Net amount
				Financial instruments	Financial collateral pledged	Cash collateral pledged	
<b>Liabilities</b>							
Derivatives	3,863	—	3,863	-2,066	—	-11	1,786
Repurchase agreements	104	—	104	-19	-85	—	0
Securities lending agreements	4,352	—	4,352	—	-4,352	—	0
<b>Total</b>	<b>8,319</b>	<b>—</b>	<b>8,319</b>	<b>-2,085</b>	<b>-4,437</b>	<b>-11</b>	<b>1,786</b>

1) All amounts are measured at fair value.

2) Reverse repurchase agreements and Securities borrowing agreements are on the balance sheet classified as Loans to credit institutions or Loans to the public. Repurchase agreements and Securities lending agreements are on the balance sheet classified as Deposits by credit institution or as Deposits and borrowings from the public.

#### Enforceable master netting arrangements and similar agreements

The fact that financial instruments are being accounted for on a gross basis on the balance sheet, would not imply that the financial instruments are not subject to master netting agreements or similar arrangements. Generally financial instruments (derivatives and securities lending transactions), would be subject to master netting agreements, and as a conse-

quence Nordea would be allowed to benefit from netting both in the ordinary course of business and in the case of default towards its counter parties, in any calculations involving counterparty credit risk. The reason why the netted exposures are not reflected under assets and liabilities on the balance sheet, would in most instances depend on the limited application of net settlement of financial transactions.

## P44

## Assets and liabilities in foreign currencies

31 Dec 2013, EURbn	EUR	SEK	DKK	NOK	USD	Other	Total
Total assets	47.2	58.1	4.6	4.7	34.6	14.7	163.9
Total liabilities	27.1	58.3	4.6	4.7	34.6	14.7	144.0

31 Dec 2012, EURbn	EUR	SEK	DKK	NOK	USD	Other	Total
Total assets	43.1	59.7	10.0	5.0	20.2	14.1	152.1
Total liabilities	29.9	60.0	6.5	1.9	20.2	14.1	132.6

## P45

## Transferred assets and obtained collaterals

**Transferred assets that are still recognised on the balance sheet and associated liabilities**

All assets transferred and the liabilities associated with these transactions are specified in the following tables. The assets continue to be recognised on the balance sheet since Nordea is still exposed to changes in the fair value of the assets. Therefore, these assets and its associated liabilities are included in the tables below.

EURm	31 Dec 2013	31 Dec 2012
<b>Repurchase agreements</b>		
Treasury bills	737	104
<b>Total</b>	<b>737</b>	<b>104</b>

**Liabilities associated with the assets**

EURm	31 Dec 2013	31 Dec 2012
<b>Repurchase agreements</b>		
Deposits by credit institutions	753	104
<b>Total</b>	<b>753</b>	<b>104</b>

**Obtained collaterals which are permitted to be sold or repledged**

Nordea obtains collaterals under reverse repurchase and securities borrowing agreements which, under the terms of the agreements, can be sold or repledged. The transactions are conducted under standard agreements employed by financial markets participants. Generally, the agreements require additional collateral to be provided if the value of the securities falls below a predetermined level. Under standard terms for most repurchase transactions, the recipient of collateral has an unrestricted right to sell or repledge it, subject to returning equivalent securities on settlement of the transactions. The fair value of the securities obtained as collateral under reverse repurchase and securities borrowing agreements are disclosed below.

EURm	31 Dec 2013	31 Dec 2012
<b>Reverse repurchase agreements</b>		
Received collaterals which can be repledged or sold	268	309
– of which repledged or sold	268	309
<b>Securities borrowing agreements</b>		
Received collaterals which can be repledged or sold	2,077	4,052
– of which repledged or sold	2,077	4,052
<b>Total</b>	<b>2,345</b>	<b>4,361</b>

## P46

## Maturity analysis for assets and liabilities

## Expected maturity

	31 Dec 2013, EURm			31 Dec 2012, EURm			
	Note	Expected to be recovered or settled:		Expected to be recovered or settled:		Total	
		Within 12 months	After 12 months	Within 12 months	After 12 months		
Cash and balances with central banks		45	—	45	180	—	180
Treasury bills	P14	—	4,952	4,952	217	4,875	5,092
Loans to credit institutions	P15	64,337	16,581	80,918	46,932	21,074	68,006
Loans to the public	P15	30,308	3,847	34,155	20,319	15,895	36,214
Interest-bearing securities	P16	2,237	8,891	11,128	2,056	9,538	11,594
Financial instruments pledged as collateral	P17	737	—	737	104	—	104
Shares	P18	5,321	30	5,351	4,712	30	4,742
Derivatives	P19	744	3,475	4,219	424	5,428	5,852
Fair value changes of the hedged items in portfolio hedge of interest rate risk	P20	-2	-9	-11	-11	-1,146	-1,157
Investments in group undertakings	P21	—	17,723	17,723	—	17,659	17,659
Investments in associated undertakings	P22	—	7	7	—	8	8
Intangible assets	P23	—	729	729	—	670	670
Property and equipment	P24	—	118	118	—	121	121
Deferred tax assets	P13	19	9	28	5	14	19
Current tax assets		0	—	0	41	—	41
Other assets	P25	2,533	—	2,533	1,713	—	1,713
Prepaid expenses and accrued income	P26	850	441	1,291	712	560	1,272
<b>Total assets</b>		<b>107,129</b>	<b>56,794</b>	<b>163,923</b>	<b>77,404</b>	<b>74,726</b>	<b>152,130</b>
Deposits by credit institutions	P27	13,356	4,144	17,500	15,321	4,021	19,342
Deposits and borrowings from the public	P28	47,412	119	47,531	50,254	9	50,263
Debt securities in issue	P29	35,606	27,355	62,961	20,615	27,670	48,285
Derivatives	P19	763	2,864	3,627	532	3,634	4,166
Fair value changes of the hedged items in portfolio hedge of interest rate risk	P20	52	663	715	—	16	16
Current tax liabilities		11	—	11	3	—	3
Other liabilities	P30	4,173	—	4,173	1,635	—	1,635
Accrued expenses and prepaid income	P31	1,150	—	1,150	1,462	6	1,468
Deferred tax liabilities	P13	10	—	10	8	—	8
Provisions	P32	42	142	184	129	19	148
Retirement benefit liabilities	P33	—	166	166	182	—	182
Subordinated liabilities	P34	—	5,971	5,971	5	7,126	7,131
<b>Total liabilities</b>		<b>102,575</b>	<b>41,424</b>	<b>143,999</b>	<b>90,146</b>	<b>42,501</b>	<b>132,647</b>

## P46

## Maturity analysis for assets and liabilities, cont.

## Contractual undiscounted cash flows

31 Dec 2013, EURm	Payable on demand	Maximum 3 months	3–12 months	1–5 years	More than 5 years	Total
Treasury bills	—	202	482	4,687	814	6,185
Loans to credit institutions	35	47,340	16,639	13,358	6,021	83,393
Loans to the public	—	11,085	4,586	16,991	4,304	36,966
Interest bearing securities	—	327	2,845	7,450	1,965	12,587
Other	—	—	—	—	11,519	11,519
<b>Total financial assets</b>	<b>35</b>	<b>58,954</b>	<b>24,552</b>	<b>42,486</b>	<b>24,623</b>	<b>150,650</b>
Deposits by credit institutions	1,855	10,808	1,468	3,515	184	17,830
Deposits and borrowings from the public	36,191	8,361	1,634	1,171	294	47,651
– of which Deposits	36,191	8,361	1,634	1,171	294	47,651
Debt securities in issue	—	23,414	13,230	25,119	12,631	74,394
– of which Debt securities in issue	—	23,253	13,110	22,377	7,630	66,370
– of which Other	—	161	120	2,742	5,001	8,024
Other	—	—	—	—	28,209	28,209
<b>Total financial liabilities</b>	<b>38,046</b>	<b>42,583</b>	<b>16,332</b>	<b>29,805</b>	<b>41,318</b>	<b>168,084</b>
Derivatives, cash inflow	—	22,486	21,415	32,842	6,480	83,223
Derivatives, cash outflow	—	22,123	20,049	33,955	5,809	81,936
<b>Net exposure</b>	<b>—</b>	<b>363</b>	<b>1,366</b>	<b>-1,113</b>	<b>671</b>	<b>1,287</b>
<b>Exposure</b>	<b>-38,011</b>	<b>16,734</b>	<b>9,586</b>	<b>11,568</b>	<b>-16,024</b>	<b>-16,147</b>
<b>Cumulative exposure</b>	<b>-38,011</b>	<b>-21,277</b>	<b>-11,691</b>	<b>-123</b>	<b>-16,147</b>	<b>—</b>

31 Dec 2012, EURm	Payable on demand	Maximum 3 months	3–12 months	1–5 years	More than 5 years	Total
Treasury bills	—	—	295	4,671	702	5,668
Loans to credit institutions	2,095	36,186	9,094	15,833	5,929	69,137
Loans to the public	4,496	8,614	5,235	17,909	2,408	38,662
Interest bearing securities	—	584	2,078	9,496	707	12,865
Other	—	—	—	—	11,307	11,307
<b>Total financial assets</b>	<b>6,591</b>	<b>45,384</b>	<b>16,702</b>	<b>47,909</b>	<b>21,053</b>	<b>137,639</b>
Deposits by credit institutions	1,462	12,438	2,751	2,693	155	19,499
Deposits and borrowings from the public	35,417	11,962	2,794	261	384	50,818
– of which Deposits	35,417	11,962	2,794	261	384	50,818
Debt securities in issue	—	14,260	7,893	25,646	13,223	61,022
– of which Debt securities in issue	—	14,098	7,241	22,759	8,057	52,155
– of which Other	—	162	652	2,887	5,166	8,867
Other	—	—	—	—	26,442	26,442
<b>Total financial liabilities</b>	<b>36,879</b>	<b>38,660</b>	<b>13,436</b>	<b>28,600</b>	<b>40,204</b>	<b>157,781</b>
Derivatives, cash inflow	—	29,008	16,334	33,202	7,123	85,667
Derivatives, cash outflow	—	22,752	29,769	24,382	6,256	83,159
<b>Net exposure</b>	<b>—</b>	<b>6,256</b>	<b>-13,435</b>	<b>8,820</b>	<b>867</b>	<b>2,508</b>
<b>Exposure</b>	<b>-30,288</b>	<b>12,980</b>	<b>-10,171</b>	<b>28,129</b>	<b>-18,284</b>	<b>-17,634</b>
<b>Cumulative exposure</b>	<b>-30,288</b>	<b>-17,308</b>	<b>-27,479</b>	<b>650</b>	<b>-17,634</b>	<b>—</b>

The table is based on contractual maturities for on balance sheet financial instruments. For derivatives, the expected cash inflows and outflows are disclosed for both derivative assets and derivative liabilities, as derivatives are managed on a net basis. In addition to the instruments on the balance sheet and derivative instruments, Nordea has credit commitments amounting to

EUR 26,713m (EUR 26,270m), which could be drawn on at any time. Nordea has also issued guarantees of EUR 70,385m (EUR 86,288m) which may lead to future cash outflows if certain events occur.

For further information about remaining maturity, see also the section of Risk, Liquidity and Capital management.

## P47

## Related-party transactions

The information below is presented from a Nordea perspective, meaning that the information shows the effect from related party transactions on the Nordea figures. For more information on definitions, see Note G1 "Accounting policies", section 26 and Note G48 "Related-party transactions".

EURm	Group undertakings		Associated undertakings		Other related parties	
	31 Dec 2013	31 Dec 2012	31 Dec 2013	31 Dec 2012	31 Dec 2013	31 Dec 2012
<b>Assets</b>						
Loans and receivables	80,672	66,608	141	44	—	—
Interest-bearing securities	117	231	—	—	—	—
Derivatives	1,766	2,062	6	26	—	—
Investments in associated undertakings	—	—	7	8	—	—
Investments in group undertakings	17,723	17,659	—	—	—	—
Other assets	847	442	—	—	—	—
Prepaid expenses and accrued income	768	725	—	—	—	—
<b>Total assets</b>	<b>101,893</b>	<b>87,727</b>	<b>154</b>	<b>78</b>	<b>—</b>	<b>—</b>

EURm	Group undertakings		Associated undertakings		Other related parties	
	31 Dec 2013	31 Dec 2012	31 Dec 2013	31 Dec 2012	31 Dec 2013	31 Dec 2012
<b>Liabilities</b>						
Deposits	6,688	8,652	2	1	21	27
Debt securities in issue	340	156	—	—	—	—
Derivatives	2,252	3,138	—	—	—	—
Other liabilities	267	223	—	—	—	—
Accrued expenses and deferred income	172	378	—	—	—	—
<b>Total liabilities</b>	<b>9,719</b>	<b>12,547</b>	<b>2</b>	<b>1</b>	<b>21</b>	<b>27</b>
<b>Off balance<sup>1</sup></b>	<b>77,684</b>	<b>90,565</b>	<b>1,931</b>	<b>1,910</b>	<b>—</b>	<b>—</b>

1) Including guarantees to Nordea Bank Finland Plc and Nordea Bank Polska S.A., see Note P38 "Contingent liabilities" as well as nominal values on derivatives in associated undertakings.

EURm	Group undertakings		Associated undertakings		Other related parties	
	2013	2012	2013	2012	2013	2012
Net interest income and expenses	209	601	1	1	0	—
Net fee and commission income	612	230	—	—	—	—
Net result from items at fair value	525	-351	9	40	—	0
Other operating income	637	473	—	—	—	—
Total operating expenses	-133	-158	—	—	—	—
<b>Profit before loan losses</b>	<b>1,850</b>	<b>795</b>	<b>10</b>	<b>41</b>	<b>0</b>	<b>0</b>

#### Compensation and loans to key management personnel

Compensation and loans to key management personnel are specified in Note G7 "Staff costs".

#### Other related-party transactions

Nordea Bank AB (publ) takes part in a guarantee consortium to support Norwegian Eksportfinans ASA. For further information, see Note G48 "Related-party transactions".

# Auditor's report

To the annual meeting of the shareholders of Nordea Bank AB (publ)  
Corporate identity number 516406-0120

## Report on the annual accounts and the consolidated accounts

We have audited the annual accounts and the consolidated accounts of Nordea Bank AB (publ) for the year 2013. The annual accounts and the consolidated accounts of the company are included in the printed version of this document on pages 46–209.

*Responsibilities of the Board of Directors and the Managing Director for the annual accounts and the consolidated accounts*  
The Board of Directors and the Managing Director are responsible for the preparation and fair presentation of the annual accounts in accordance with the Annual Accounts Act of Credit Institutions and Security Companies and for the fair presentation of the consolidated accounts in accordance with the International Financial Reporting Standards, as adopted by the EU, and the Annual Accounts Act of Credit Institutions and Securities Companies, and for such internal control as the Board of Directors and the Managing Director determine is necessary to enable the preparation of annual accounts and the consolidated accounts that are free from material misstatement, whether due to fraud or error.

### *Auditor's responsibility*

Our responsibility is to express an opinion on these annual accounts and consolidated accounts based on our audit. We conducted our audit in accordance with International Standards on Auditing and generally accepted auditing standards in Sweden. Those standards require that we comply with ethical requirements and plan and perform the audit to obtain reasonable assurance about whether the annual accounts and the consolidated accounts are free from material misstatements. An audit involves performing procedures to obtain audit evidence about the amounts and disclosures in the annual accounts and the consolidated accounts. The procedures selected depend on the auditor's judgment, including the assessment of the risks of material misstatement of the annual accounts and the consolidated accounts, whether due to fraud or error. In making those risk assessments, the auditor considers internal control relevant to the company's preparation and fair presentation of the annual accounts and the consolidated accounts in order to design audit procedures that are appropriate in the circumstances, but not for the purpose of expressing an opinion on the effectiveness of the company's internal control. An audit also includes evaluating the appropriateness of accounting policies used and the reasonableness of accounting estimates made by the Board of Directors and the Managing Director, as well as evaluating the overall presentation of the annual accounts and the consolidated accounts. We believe that the audit evidence we have obtained is sufficient and appropriate to provide a basis for our audit opinions.

### *Opinions*

In our opinion, the annual accounts have been prepared in accordance with the Annual Accounts Act of Credit Institutions and Securities Companies, and present fairly, in all material respects, the financial position of the parent company as of 31 December 2013 and of its financial performance and cash flows for the year then ended in accordance with the Annual Accounts Act of Credit Institutions and Securities Companies. The consolidated accounts have been prepared in accordance with the Annual Accounts Act of Credit Institutions and Securities Companies, and present fairly, in all material respects, the financial position of the group as of 31 December 2013 and of its financial performance and cash flows for the year then ended in accordance with the International Financial Reporting Standards, as adopted by the EU, and the Annual Accounts Act of Credit Institutions and Securities Companies. A Corporate Governance Report has been prepared. The Board of Director's report and the Corporate Governance Report are consistent with the other parts of the annual accounts and the consolidated accounts.

We therefore recommend that the annual meeting of shareholders adopt the income statement and balance sheet of the parent company and the group.

## Report on other legal and regulatory requirements

In addition to our audit of the annual accounts and the consolidated accounts, we have also audited the proposed appropriations of the company's profit or loss and the administration of the Board of Directors and the Managing Director of Nordea Bank AB (publ) for the year 2013.

### *Responsibilities of the Board of Directors and the Managing Director*

The Board of Directors is responsible for the proposal for appropriations of the company's profit or loss, and the Board of Directors and the Managing Director are responsible for administration under the Companies Act and the Banking and Financing Business Act.

### *Auditor's responsibility*

Our responsibility is to express an opinion with reasonable assurance on the proposed appropriations of the company's profit or loss and on the administration based on our audit. We conducted the audit in accordance with generally accepted auditing standards in Sweden.

As a basis for our opinion on the Board of Directors' proposed appropriations of the company's profit or loss, we examined the Board of Directors' reasoned statement and a selection of supporting evidence in order to be able to assess whether the proposal is in accordance with the Companies Act.

As a basis for our opinion concerning discharge from liability, in addition to our audit of the annual accounts and the consolidated accounts, we examined significant

decisions, actions taken and circumstances of the company in order to determine whether any member of the Board of Directors or the Managing Director is liable to the company. We also examined whether any member of the Board of Directors or the Managing Director has, in any other way, acted in contravention of the Companies Act, the Banking and Financing Business Act, the Annual Accounts Act of Credit Institutions and Securities Companies, or the Articles of Association.

We believe that the audit evidence we have obtained is sufficient and appropriate to provide a basis for our opinions.

#### Opinions

We recommend to the annual meeting of shareholders that the profit be appropriated in accordance with the proposal in the Board of Director's report and that the members of the Board of Directors and the Managing Director be discharged from liability for the financial year.

Stockholm, 6 February 2014

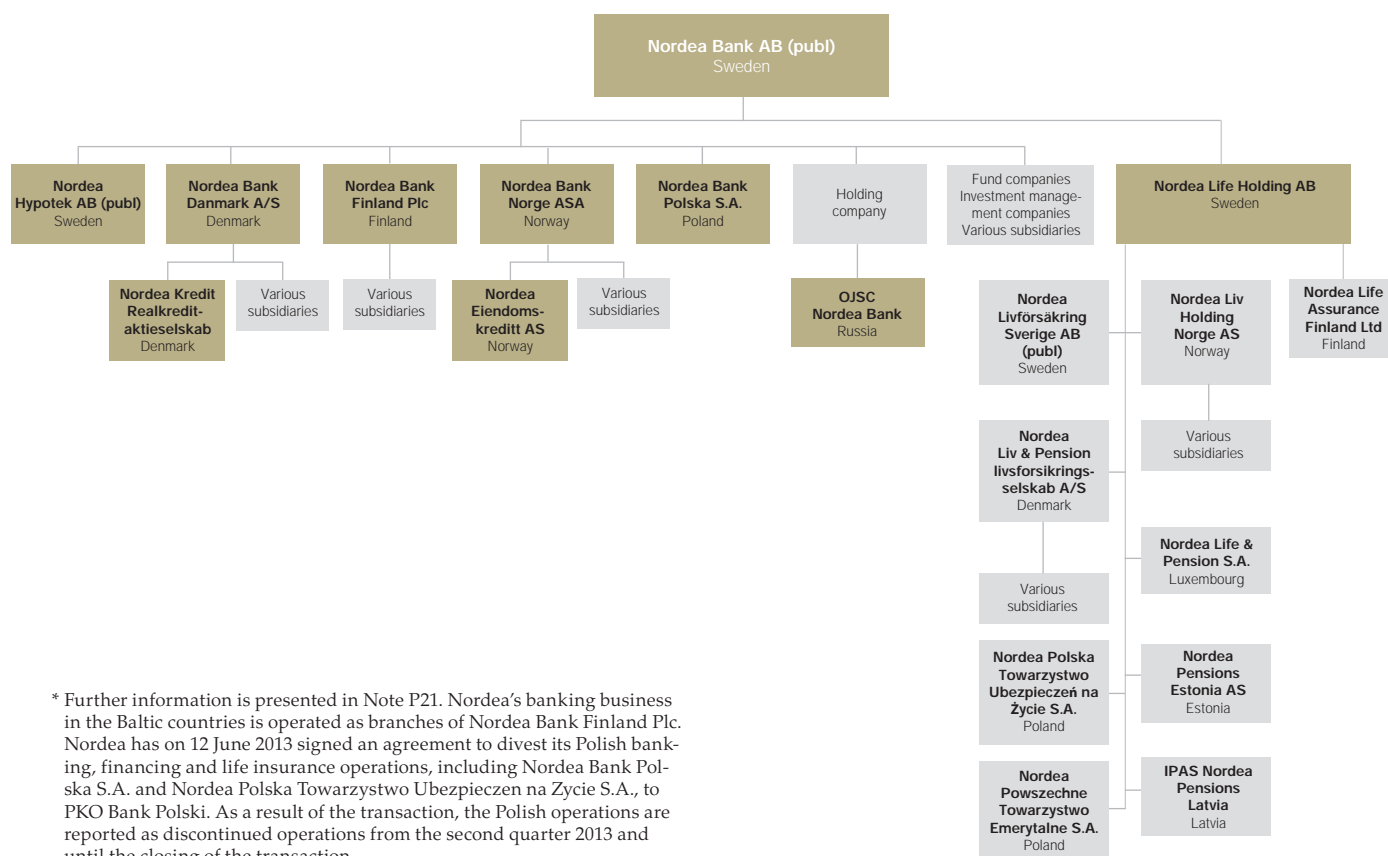
KPMG AB

Hans Åkervall

Authorised Public Accountant

## Legal structure

Main legal structure\*, as of 31 December 2013



\* Further information is presented in Note P21. Nordea's banking business in the Baltic countries is operated as branches of Nordea Bank Finland Plc. Nordea has on 12 June 2013 signed an agreement to divest its Polish banking, financing and life insurance operations, including Nordea Bank Polska S.A. and Nordea Polska Towarzystwo Ubezpieczeń na Życie S.A., to PKO Bank Polski. As a result of the transaction, the Polish operations are reported as discontinued operations from the second quarter 2013 and until the closing of the transaction.



**ANNEX 2**  
**AUDITED CONSOLIDATED FINANCIAL STATEMENTS OF NBF FOR THE YEAR ENDED**  
**31 DECEMBER 2013, INCLUDING THE AUDITOR'S REPORT AND NOTES RELATING**  
**THERE TO**

# Nordea Bank Finland Group and Nordea Bank Finland Plc

## Income statement

EURm	Note	Group		Parent company	
		2013	2012	2013	2012
<b>Operating income</b>					
Interest income	3	1,849	2,337	1 613	2,110
Interest expense	3	-666	-1,079	-665	-1,076
<b>Net interest income</b>	3	<b>1,183</b>	<b>1,258</b>	<b>948</b>	<b>1,034</b>
Fee and commission income	4	759	741	715	700
Fee and commission expense	4	-872	-446	-866	-439
<b>Net fee and commission income</b>	4	<b>-113</b>	<b>295</b>	<b>-151</b>	<b>261</b>
Net result from items at fair value	5	1,114	1,217	1 110	1,208
Profit from companies accounted for under the equity method	20	8	18	-	-
Dividends	6	-	-	128	99
Other operating income	7	32	36	26	32
<b>Total operating income</b>		<b>2,224</b>	<b>2,824</b>	<b>2 061</b>	<b>2,634</b>
<b>Operating expenses</b>					
General administrative expenses:					
Staff costs	8	-553	-574	-516	-527
Other expenses	9	-466	-447	-447	-444
Depreciation, amortisation and impairment charges of tangible and intangible assets	10, 21, 22	-40	-50	-33	-38
<b>Total operating expenses</b>		<b>-1,059</b>	<b>-1,071</b>	<b>-996</b>	<b>-1,009</b>
<b>Profit before loan losses</b>		<b>1,165</b>	<b>1,753</b>	<b>1 065</b>	<b>1,625</b>
Net loan losses	11	-53	-144	-43	-125
Impairment of securities held as financial non-current assets		1	-	1	-
<b>Operating profit</b>		<b>1,113</b>	<b>1,609</b>	<b>1 023</b>	<b>1,500</b>
Income tax expense	12	-285	-428	-243	-384
<b>Net profit for the year</b>		<b>828</b>	<b>1,181</b>	<b>780</b>	<b>1,116</b>
<b>Attributable to:</b>					
Shareholders of Nordea Bank Finland Plc		828	1,179	780	1,116
Non-controlling interests		-	2	-	-
<b>Total</b>		<b>828</b>	<b>1,181</b>	<b>780</b>	<b>1,116</b>

## Statement of comprehensive income

EURm	Group		Parent company	
	2013	2012	2013	2012
<b>Net profit for the year</b>	<b>828</b>	<b>1,181</b>	<b>780</b>	<b>1,116</b>
<b>Items that may be reclassified subsequently to the income statement</b>				
Currency translation differences during the year	-3	-6	-	-
Available-for-sale investments <sup>1</sup> :				
- Valuation gains/losses during the year	3	24	3	24
- Tax on valuation gains/losses during the year	1	-7	1	-7
Cash flow hedges:				
- Valuation gains/losses during the year	36	-46	36	-46
- Tax on valuation gains/losses during the year	-9	11	-9	11
<b>Items that may be reclassified subsequently to the income statement</b>				
Defined benefit plans:				
- Remeasurement of defined benefit plans	73	-50	68	-46
- Tax on remeasurement of defined benefit plans	-17	12	-16	11
<b>Other comprehensive income, net of tax</b>	<b>84</b>	<b>-62</b>	<b>83</b>	<b>-53</b>
<b>Total comprehensive income</b>	<b>912</b>	<b>1,119</b>	<b>863</b>	<b>1,063</b>
<b>Attributable to:</b>				
Shareholders of Nordea Bank Finland Plc	912	1,117	863	1,063
Non-controlling interests	-	2	-	-
<b>Total</b>	<b>912</b>	<b>1,119</b>	<b>863</b>	<b>1,063</b>

<sup>1</sup> Valuation gains/losses related to hedged risks under fair value hedge accounting are accounted for directly in the income statement.

## Balance sheet

EURm	Note	Group		
		31 Dec 2013	31 Dec 2012	1 Jan 2012
<b>Assets</b>				
Cash and balances with central banks		30,904	30,004	286
Loans to central banks	13	657	809	31,276
Loans to credit institutions	13	35,110	36,018	48,074
Loans to the public	13	113,779	100,765	99,331
Interest-bearing securities	14	34,246	29,818	25,418
Financial instruments pledged as collateral	15	9,739	8,078	8,346
Shares	16	680	838	1,312
Derivatives	17	70,234	117,213	170,228
Fair value changes of the hedged items in portfolio hedge of interest rate risk	18	58	124	138
Investments in group undertakings	19	-	-	-
Investments in associated undertakings	20	59	79	79
Intangible assets	21	100	108	106
Property and equipment	22, 23	94	96	124
Investment property	24	113	104	71
Deferred tax assets	12	5	37	22
Current tax assets	12	1	1	132
Retirement benefit assets	33	133	80	99
Other assets	25	8,277	10,320	8,078
Prepaid expenses and accrued income	26	572	969	704
<b>Total assets</b>		<b>304,761</b>	<b>335,461</b>	<b>393,824</b>
<b>Liabilities</b>				
Deposits by credit institutions	27	79,426	74,666	76,007
Deposits and borrowings from the public	28	80,909	70,212	68,260
Debt securities in issue	29	47,130	48,999	49,153
Derivatives	17	67,109	115,836	168,436
Fair value changes of the hedged items in portfolio hedge of interest rate risk	18	369	637	195
Current tax liabilities	12	8	4	0
Other liabilities	30	18,855	14,239	18,680
Accrued expenses and prepaid income	31	866	946	810
Deferred tax liabilities	12	53	58	53
Provisions	32	72	83	97
Retirement benefit liabilities	33	21	50	29
Subordinated liabilities	34	429	514	503
<b>Total liabilities</b>		<b>295,247</b>	<b>326,244</b>	<b>382,223</b>
<b>Equity</b>				
Non-controlling interests		1	4	5
Share capital		2,319	2,319	2,319
Share premium reserve		599	599	599
Other reserves		2,875	2,788	2,844
Retained earnings		3,720	3,507	5,834
<b>Total equity</b>		<b>9,514</b>	<b>9,217</b>	<b>11,601</b>
<b>Total liabilities and equity</b>		<b>304,761</b>	<b>335,461</b>	<b>393,824</b>
Assets pledged as security for own liabilities	35	35,061	32,266	27,324
Other assets pledged	36	4,393	6,978	7,692
Contingent liabilities	37	15,836	16,419	19,041
Credit commitments	38	15,882	15,956	17,949
Other commitments	38	721	634	775
<b>Other notes</b>				
Note 1 Accounting policies			Note 43 Transferred assets and obtained collaterals	
Note 2 Segment reporting			Note 44 Maturity analysis for assets and liabilities	
Note 39 Capital adequacy			Note 45 Related-party transactions	
Note 40 Classification of financial instruments			Note 46 Mergers, acquisitions, disposals and dissolutions	
Note 41 Assets and liabilities at fair value			Note 47 Credit risk disclosures	
Note 42 Financial instruments set off on balance or subject to netting agreements			Note 48 Nordea shares	

## Balance sheet

EURm	Note	Parent company		
		31 Dec 2013	31 Dec 2012	1 Jan 2012
<b>Assets</b>				
Cash and balances with central banks		30,904	30,004	286
Loans to central banks	13	657	809	31,276
Loans to credit institutions	13	40,563	41,463	53,421
Loans to the public	13	107,268	94,313	93,097
Interest-bearing securities	14	34,246	29,818	25,418
Financial instruments pledged as collateral	15	9,739	8,078	8,346
Shares	16	679	835	1,309
Derivatives	17	70,234	117,213	170,228
Fair value changes of the hedged items in portfolio hedge of interest rate risk	18	58	124	138
Investments in group undertakings	19	376	373	370
Investments in associated undertakings	20	34	34	34
Intangible assets	21	98	106	103
Property and equipment	22, 23	74	59	69
Investment property	24	8	10	10
Deferred tax assets	12	2	31	17
Current tax assets	12	-	-	131
Retirement benefit assets	33	132	80	98
Other assets	25	8,233	10,278	8,055
Prepaid expenses and accrued income	26	386	777	524
<b>Total assets</b>		<b>303,691</b>	<b>334,405</b>	<b>392,930</b>
<b>Liabilities</b>				
Deposits by credit institutions	27	79,315	74,553	75,919
Deposits and borrowings from the public	28	80,908	70,224	68,265
Debt securities in issue	29	47,130	48,999	49,153
Derivatives	17	67,109	115,836	168,436
Fair value changes of the hedged items in portfolio hedge of interest rate risk	18	369	637	195
Current tax liabilities	12	4	4	0
Other liabilities	30	18,687	14,024	18,541
Accrued expenses and prepaid income	31	668	744	615
Deferred tax liabilities	12	-	-	-
Provisions	32	67	79	94
Retirement benefit liabilities	33	20	45	29
Subordinated liabilities	34	429	514	503
<b>Total liabilities</b>		<b>294,706</b>	<b>325,659</b>	<b>381,750</b>
<b>Equity</b>				
Share capital		2,319	2,319	2,319
Share premium reserve		599	599	599
Other reserves		2,874	2,791	2,844
Retained earnings		3,193	3,037	5,418
<b>Total equity</b>		<b>8,985</b>	<b>8,746</b>	<b>11,180</b>
<b>Total liabilities and equity</b>		<b>303,691</b>	<b>334,405</b>	<b>392,930</b>
Assets pledged as security for own liabilities	35	35,056	32,266	27,324
Other assets pledged	36	4,393	6,978	7,692
Contingent liabilities	37	16,067	16,723	19,348
Credit commitments	38	13,422	13,275	15,006
Other commitments	38	326	260	492
<b>Other notes</b>				
Note 1 Accounting policies		Note 43 Transferred assets and obtained collaterals		
Note 2 Segment reporting		Note 44 Maturity analysis for assets and liabilities		
Note 39 Capital adequacy		Note 45 Related-party transactions		
Note 40 Classification of financial instruments		Note 46 Mergers, acquisitions, disposals and dissolutions		
Note 41 Assets and liabilities at fair value		Note 47 Credit risk disclosures		
Note 42 Financial instruments set off on balance or subject to netting agreements		Note 48 Nordea shares		

## Statement of changes in equity

### Group

EURm	Attributable to the shareholders of Nordea Bank Finland Plc							Total	Non-controlling interests	Total equity
	Share capital <sup>1</sup>	Share premium reserve	Cash flow hedges	Available-for-sale investments	Other reserves	Defined benefit plans	Retained earnings			
<b>Balance at 1 Jan 2013</b>	<b>2,319</b>	<b>599</b>	<b>-35</b>	<b>13</b>	<b>2,848</b>	<b>-38</b>	<b>3,507</b>	<b>9,213</b>	<b>4</b>	<b>9,217</b>
Net profit for the year	-	-	-	-	-	-	828	828	-	828
Items that may be reclassified subsequently to the income statement										
Currency translation differences during the year	-	-	-	-	0	-	-3	-3	-	-3
Available-for-sale investments										
- Valuation gains/losses during the year	-	-	-	3	-	-	-	3	-	3
- Tax on valuation gains/losses during the year	-	-	-	1	-	-	-	1	-	1
Cash flow hedges:										
- Valuation gains/losses during the year	-	-	36	-	-	-	-	36	-	36
- Tax on valuation gains/losses during the year	-	-	-9	-	-	-	-	-9	-	-9
Items that may not be reclassified subsequently to the income statement										
Defined benefit plans										
- Remeasurement of defined benefit plans	-	-	-	-	-	73	-	73	-	73
- Tax on remeasurement of defined benefit plans	-	-	-	-	-	-17	-	-17	-	-17
Other comprehensive income, net of tax	-	-	27	4	0	56	-3	84	-	84
Total comprehensive income	-	-	27	4	0	56	825	912	-	912
Share-based payments	-	-	-	-	-	-	2	2	-	2
Dividend for 2012	-	-	-	-	-	-	-625	-625	-	-625
Other changes	-	-	-	-	-	-	11	11	-3	8
<b>Balance at 31 Dec 2013</b>	<b>2,319</b>	<b>599</b>	<b>-8</b>	<b>17</b>	<b>2,848</b>	<b>18</b>	<b>3,720</b>	<b>9,513</b>	<b>1</b>	<b>9,514</b>

<sup>1</sup> Total shares registered were 1,030.8 million (31 Dec 2012: 1,030.8 million). All the shares in Nordea Bank Finland Plc are held by Nordea Bank AB (publ). The carrying amount of the shares corresponds to EUR 2.25 per share. Pursuant to the Articles of Association the Bank's minimum share capital is EUR 850m and maximum share capital EUR 3,400m.

## Statement of changes in equity *cont.*

### Group

EURm	Attributable to the shareholders of Nordea Bank Finland Plc							Total	Non-controlling interests	Total equity
	Share capital <sup>1</sup>	Share premium reserve	Cash flow hedges	Available-for-sale investments	Other reserves	Defined benefit plans	Retained earnings			
<b>Balance at 1 Jan 2012</b>	<b>2,319</b>	<b>599</b>	-	<b>-4</b>	<b>2,848</b>	-	<b>5,853</b>	<b>11,615</b>	<b>5</b>	<b>11,620</b>
Restatement due to changed accounting policy <sup>2</sup>	-	-	-	-	-	-	-19	-19	0	-19
<b>Restated opening balance at 1 Jan 2012</b>	<b>2,319</b>	<b>599</b>	-	<b>-4</b>	<b>2,848</b>	-	<b>5,834</b>	<b>11,596</b>	<b>5</b>	<b>11,601</b>
Net profit for the year	-	-	-	-	-	-	1,179	1,179	2	1,181
Items that may be reclassified subsequently to the income statement										
Currency translation differences during the year	-	-	-	-	0	-	-6	-6	-	-6
Available-for-sale investments:										
- Valuation gains/losses during the year	-	-	-	24	-	-	-	24	-	24
- Tax on valuation gains/losses during the year	-	-	-	-7	-	-	-	-7	-	-7
Cash flow hedges:										
- Valuation gains/losses during the year	-	-	-46	-	-	-	-	-46	-	-46
- Tax on valuation gains/losses during the year	-	-	11	-	-	-	-	11	-	11
Items that may not be reclassified subsequently to the income statement										
Defined benefit plans										
- Remeasurement of defined benefit plans	-	-	-	-	-	-50	-	-50	-	-50
- Tax on remeasurement of defined benefit plans	-	-	-	-	-	12	-	12	-	12
Other comprehensive income, net of tax	-	-	-35	17	0	-38	-6	-62	-	-62
<b>Total comprehensive income</b>	<b>-</b>	<b>-</b>	<b>-35</b>	<b>17</b>	<b>0</b>	<b>-38</b>	<b>1,173</b>	<b>1,117</b>	<b>2</b>	<b>1,119</b>
Share-based payments	-	-	-	-	-	-	2	2	-	2
Dividend for 2011	-	-	-	-	-	-	-3,500	-3,500	-	-3,500
Other changes	-	-	-	-	0	-	-2	-2	-3	-5
<b>Balance at 31 Dec 2012</b>	<b>2,319</b>	<b>599</b>	<b>-35</b>	<b>13</b>	<b>2,848</b>	<b>-38</b>	<b>3,507</b>	<b>9,213</b>	<b>4</b>	<b>9,217</b>

<sup>1</sup> Total shares registered were 1,030.8 million (31 Dec 2011: 1,030.8 million). All the shares in Nordea Bank Finland Plc are held by Nordea Bank AB (publ). The carrying amount of the shares corresponds to EUR 2.25 per share. Pursuant to the Articles of Association the Bank's minimum share capital is EUR 850m and maximum share capital EUR 3,400m.

<sup>2</sup> Related to the amended IAS 19. See Note 1 for more information.

## Statement of changes in equity *cont.*

### Parent company

EURm	Attributable to the shareholders of Nordea Bank Finland Plc							Total equity
	Share capital <sup>1</sup>	Share premium reserve	Cash flow hedges	Available-for-sale investments	Other reserves	Defined benefit plans	Retained earnings	
<b>Balance at 1 Jan 2013</b>	<b>2,319</b>	<b>599</b>	<b>-35</b>	<b>13</b>	<b>2,848</b>	<b>-35</b>	<b>3,037</b>	<b>8,746</b>
Net profit for the year	-	-	-	-	-	-	780	780
Items that may be reclassified subsequently to the income statement								
Currency translation differences during the year	-	-	-	-	-	-	-	-
Available-for-sale investments								
- Valuation gains/losses during the year	-	-	-	3	-	-	-	3
- Tax on valuation gains/losses during the year	-	-	-	1	-	-	-	1
Cash flow hedges:								
- Valuation gains/losses during the year	-	-	36	-	-	-	-	36
- Tax on valuation gains/losses during the year	-	-	-9	-	-	-	-	-9
Items that may not be reclassified subsequently to the income statement								
Defined benefit plans								
- Remeasurement of defined benefit plans	-	-	-	-	-	68	-	68
- Tax on remeasurement of defined benefit plans	-	-	-	-	-	-16	-	-16
Other comprehensive income, net of tax	-	-	27	4	-	52	-	83
<b>Total comprehensive income</b>	<b>-</b>	<b>-</b>	<b>27</b>	<b>4</b>	<b>-</b>	<b>52</b>	<b>780</b>	<b>863</b>
Share-based payments	-	-	-	-	-	-	2	2
Dividend for 2012	-	-	-	-	-	-	-625	-625
Other changes	-	-	-	-	-	-	-1	-1
<b>Balance at 31 Dec 2013</b>	<b>2,319</b>	<b>599</b>	<b>-8</b>	<b>17</b>	<b>2,848</b>	<b>17</b>	<b>3,193</b>	<b>8,985</b>

<sup>1</sup> Total shares registered were 1,030.8 million (31 Dec 2012: 1,030.8 million). All the shares in Nordea Bank Finland Plc are held by Nordea Bank AB (publ). The carrying amount of the shares corresponds to EUR 2.25 per share. Pursuant to the Articles of Association the Bank's minimum share capital is EUR 850m and maximum share capital EUR 3,400m.



## Statement of changes in equity *cont.*

### Parent company

EURm	Attributable to the shareholders of Nordea Bank Finland Plc							Total equity
	Share capital <sup>1</sup>	Share premium reserve	Cash flow hedges	Available-for-sale investments	Other reserves	Defined benefit plans	Retained earnings	
<b>Balance at 1 Jan 2012</b>	<b>2,319</b>	<b>599</b>	-	<b>-4</b>	<b>2,848</b>	-	<b>5,432</b>	<b>11,194</b>
Restatement due to changed accounting policy <sup>2</sup>	-	-	-	-	-	-	-14	-14
<b>Restated opening balance at 1 Jan 2012</b>	<b>2,319</b>	<b>599</b>	-	<b>-4</b>	<b>2,848</b>	-	<b>5,418</b>	<b>11,180</b>
Net profit for the year	-	-	-	-	-	-	1,116	1,116
Items that may be reclassified subsequently to the income statement								
Currency translation differences during the year								
Available-for-sale investments								
- Valuation gains/losses during the year	-	-	-	24	-	-	-	24
- Tax on valuation gains/losses during the year	-	-	-	-7	-	-	-	-7
Cash flow hedges:								
- Valuation gains/losses during the year	-	-	-46	-	-	-	-	-46
- Tax on valuation gains/losses during the year	-	-	11	-	-	-	-	11
Items that may not be reclassified subsequently to the income statement								
Defined benefit plans								
- Remeasurement of defined benefit plans	-	-	-	-	-	-46	-	-46
- Tax on remeasurement of defined benefit plans	-	-	-	-	-	11	-	11
Other comprehensive income, net of tax	-	-	-35	17	-	-35	-	-53
<b>Total comprehensive income</b>	<b>-</b>	<b>-</b>	<b>-35</b>	<b>17</b>	<b>-</b>	<b>-35</b>	<b>1,116</b>	<b>1,063</b>
Share-based payments	-	-	-	-	-	-	2	2
Dividend for 2011	-	-	-	-	-	-	-3,500	-3,500
Other changes	-	-	-	-	-	-	1	1
<b>Balance at 31 Dec 2012</b>	<b>2,319</b>	<b>599</b>	<b>-35</b>	<b>13</b>	<b>2,848</b>	<b>-35</b>	<b>3,037</b>	<b>8,746</b>

<sup>1</sup> Total shares registered were 1,030.8 million (31 Dec 2011: 1,030.8 million). All the shares in Nordea Bank Finland Plc are held by Nordea Bank AB (publ). The carrying amount of the shares corresponds to EUR 2.25 per share. Pursuant to the Articles of Association the Bank's minimum share capital is EUR 850m and maximum share capital EUR 3,400m.

<sup>2</sup> Related to the amended IAS 19. See Note 1 for more information.

Description of items in equity is included in Note 1 Accounting policies.

No decision was made during the financial year to issue equity warrants or convertible bonds entitling to subscription of shares in the NBF. At the end of 2013, the NBF held no authorisations given by the General Meeting for issuance or buybacks of shares, equity warrants or convertible bonds.

## Cash flow statement

EURm	Group		Parent company	
	2013	2012	2013	2012
<b>Operating activities</b>				
Operating profit	1,113	1,609	1,023	1,500
Adjustments for items not included in cash flow	658	-1,763	628	-1,782
Income taxes paid	-282	-286	-239	-247
<b>Cash flow from operating activities before changes in operating assets and liabilities</b>	<b>1,489</b>	<b>-440</b>	<b>1,412</b>	<b>-529</b>
<b>Changes in operating assets</b>				
Change in loans to central banks	-40	19,408	-40	19,408
Change in loans to credit institutions	2,784	8,059	3,662	8,179
Change in loans to the public	-13,375	-1,507	-13,006	-1,350
Change in interest-bearing securities	1,634	-12,193	1,634	-12,193
Change in financial assets pledged as collateral	-1,661	267	-1,661	268
Change in shares	184	469	182	468
Change in derivatives, net	-2,067	2,644	-2,068	2,644
Change in investment properties	-9	-33	2	0
Change in other assets	2,046	-2,242	2,046	-2,222
<b>Changes in operating liabilities</b>				
Change in deposits by credit institutions	6,635	-757	4,762	-1,366
Change in deposits and borrowings from the public	11,051	1,859	10,685	1,959
Change in debt securities in issue	-1,152	172	-1,868	-155
Change in other liabilities	-1,833	3,013	-1,789	2,937
<b>Cash flow from operating activities</b>	<b>5,686</b>	<b>18,719</b>	<b>3,953</b>	<b>18,048</b>
<b>Investing activities</b>				
Acquisition of business operations	0	0	-7	-2
Sale of business operations	1	-	4	0
Dividends from associated companies	27	19	-	0
Acquisition of associated undertakings	-	-	-	0
Sale of associated undertakings	-	-	0	0
Acquisition of property and equipment	-59	-34	-58	-29
Sale of property and equipment	13	15	1	2
Acquisition of intangible assets	-11	-28	-9	-27
Sale of intangible assets	0	0	0	-1
Divestments/Investments in debt securities, held to maturity	114	344	208	391
Purchase/sale of other financial fixed assets	0	17	0	17
<b>Cash flow from investing activities</b>	<b>85</b>	<b>333</b>	<b>139</b>	<b>351</b>
<b>Financing activities</b>				
Issued subordinated liabilities	-	0	-	0
Amortised subordinated liabilities	-27	-3	-27	-3
Dividend paid	-627	-3,500	-625	-3,500
Other changes	39	-23	30	-15
<b>Cash flow from financing activities</b>	<b>-615</b>	<b>-3,526</b>	<b>-622</b>	<b>-3,518</b>
<b>Cash flow for the year</b>	<b>5,156</b>	<b>15,526</b>	<b>3,470</b>	<b>14,881</b>
Cash and cash equivalents at the beginning of year	32,859	17,981	32,847	17,966
Translation difference	1,691	648	-	-
Cash and cash equivalents at the end of year	36,324	32,859	36,317	32,847
<b>Change</b>	<b>5,156</b>	<b>15,526</b>	<b>3,470</b>	<b>14,881</b>

## Cash flow statement *cont.*

### Comments on the cash flow statement

The cash flow statement has been prepared in accordance with IAS 7. The cash flow statement shows inflows and outflows of cash and cash equivalents during the year. Nordea Bank Finland's cash flow has been prepared in accordance with the indirect method, whereby operating profit is adjusted for effects of non-cash transactions such as depreciation and loan losses. The cash flows are classified by operating, investing and financing activities.

### Operating activities

Operating activities are the principal revenue-producing activities and cash flows are mainly derived from the operating profit for the year with adjustment for items not included in cash flow and income taxes paid. Adjustment for non-cash items includes:

EURm	Group		Parent company	
	2013	2012	2013	2012
Depreciation	39	43	31	31
Impairment charges	1	7	1	7
Loan losses	77	171	50	134
Unrealised gains/losses	476	-2,293	475	-2,293
Capital gains/losses (net)	-8	-3	-1	0
Change in accruals and provisions	312	-148	310	-144
Translation differences	2	-6	1	-
Other	-241	466	-239	483
<b>Total</b>	<b>658</b>	<b>-1,763</b>	<b>628</b>	<b>-1,782</b>

Changes in operating assets and liabilities consist of assets and liabilities that are part of normal business activities, such as loans, deposits and debt securities in issue. Changes in derivatives are reported net.

Cash flow from operating activities includes interest payments received and interest expenses paid with the following amounts:

EURm	Group		Parent company	
	2013	2012	2013	2012
Interest payments received	1,880	2,486	1,643	2,266
Interest expenses paid	-708	-1,090	-706	-1,087

### Cash and cash equivalents

The following items are included in Cash and cash equivalents assets:

EURm	Group		Parent company	
	31 Dec 2013	31 Dec 2012	31 Dec 2013	31 Dec 2012
Cash and balances with central banks	30,904	30,004	30,904	30,004
Loans to credit institutions, payable on demand	5,420	2,855	5,413	2,843
	<b>36,324</b>	<b>32,859</b>	<b>36,317</b>	<b>32,847</b>

Cash comprises legal tender and bank notes in foreign currencies. Balances with central banks consist of deposits in accounts with central banks and postal giro systems under government authority, where the following conditions are fulfilled;

- the central bank or the postal giro system is domiciled in the country where the institution is established
- the balance on the account is readily available any time.

Loans to credit institutions, payable on demand include liquid assets not represented by bonds or other interest-bearing securities.

# Notes to the financial statements

## Note 1 Accounting policies

### Contents for Note 1

1.	Basis for presentation.....	39	12.	Financial instruments.....	51
2.	Changed accounting policies and presentation.....	39	13.	Loans to the public/credit institutions.....	54
3.	Changes in IFRSs not yet applied by Nordea.....	41	14.	Leasing.....	55
4.	Critical judgements and estimation uncertainty.....	42	15.	Intangible assets.....	56
5.	Principles of consolidation.....	45	16.	Property and equipment.....	57
6.	Recognition of operating income and impairment.....	46	17.	Investment property.....	57
7.	Recognition and derecognition of financial instruments on the balance sheet.....	48	18.	Taxes.....	57
8.	Translation of assets and liabilities denominated in foreign currencies.....	49	19.	Employee benefits.....	58
9.	Hedge accounting.....	49	20.	Equity.....	59
10.	Determination of fair value of financial instruments.....	50	21.	Financial guarantee contracts and credit commitments.....	59
11.	Cash and cash equivalents.....	51	22.	Share-based payment.....	59
			23.	Related party transactions.....	60

### 1. Basis for presentation

NBF's financial statements are prepared in accordance with International Financial Reporting Standards (IFRS) and interpretations of such standards by the International Financial Reporting Interpretations Committee (IFRIC), as endorsed by the EU Commission. In addition, certain complementary rules in the Finnish Accounting Act, the Finnish Credit Institutions Act, the Financial Supervision Authority's Regulations and Guidelines and the Decision of the Ministry of Finance on the financial statements and consolidated statements of credit institutions have also been applied.

The disclosures, required in the standards, recommendations and legislation above, have been included in the notes, the Risk, Liquidity and Capital management section or in other parts of the "Financial statements".

On 28 February 2014 the Board of Directors approved the financial statements, subject to final approval of the Annual General Meeting on 11 March 2014.

### 2. Changed accounting policies and presentation

The accounting policies, basis for calculations and presentation are, in all material aspects, unchanged in comparison with the 2012 Annual Report, except for the change to the basis for recognising actuarial gains/losses on defined benefit pension plans, and the presentation of forward starting bonds. These changes are further described below.

The new standard IFRS 13 "Fair Value Measurement" was implemented 1 January 2013 but has not had any significant impact on the measurement of assets and liabilities in Nordea. IFRS 13 clarifies how to measure fair value but does not change the requirements regarding which items should be measured at fair value. In addition IFRS 13 requires additional disclosures about fair value measurements. The additional disclosures required by IFRS 13 are presented in Note 41 "Assets and liabilities at fair value".

IAS 32 "Financial Instruments: Presentation" and IFRS 7 "Financial Instruments: Disclosures" have been amended as regards offsetting of financial assets and financial liabilities. Nordea implemented these changes in 2013 (IAS 32 early adopted). The amendments intend to clarify the criteria for offsetting and to add disclosures. Nordea's principles for offsetting are already in accordance with the clarified requirements and therefore there was no impact from the amendments in IAS 32. The additional disclosures required by IFRS 7 are presented in Note 42 "Financial instruments set off on balance or subject to netting agreements".

In 2013 the IASB published a narrow scope amendment to IAS 39 "Financial Instruments: Recognition and Measurement". Nordea implemented these changes in 2013 (early adopted). The amendment allows hedge accounting to be continued if a derivative designated as a hedging instrument is replaced with a

new hedging instrument, where a clearing party replaces the original counterparty, as a consequence of laws or regulations. The amendment has not had any significant impact on the financial statements in Nordea.

### IAS 19 “Employee Benefits”

The amended IAS 19 “Employee Benefits” was implemented 1 January 2013.

The amended standard has had an impact on the financial statements mainly related to defined benefit pension plans. The amended IAS 19 states that actuarial gains/losses shall be recognised immediately in equity through other comprehensive income, which leads to higher volatility in equity compared to the earlier so called “corridor approach”. Consequently no actuarial gains/losses are recognised in the income statement, compared with the earlier rules where actuarial gains/losses outside the corridor were amortised through the income statement. The amended IAS 19 furthermore states that the expected return on

plan assets shall be recognised using a return rate equal to the discount rate used when measuring the pension obligation. This has led to higher pension expenses in the income statement as Nordea previously expected a higher return than the discount rate. Any difference between the actual return and the expected return is a part of the actuarial gains/losses recognised immediately in equity through other comprehensive income without recycling to the income statement.

The comparative figures on the balance sheet and income statement have been restated accordingly and are disclosed in the table below.

At transition 1 January 2013 the negative impact on equity was EUR 62m, after income tax and the core tier 1 capital was reduced by EUR 41m, including the impact from changes in deferred tax assets.

### Group

Income statement, EURm	Full year 2012			
	New policy		Old policy	
Staff costs	-574		-567	
Taxes	-428		-430	
Net profit for the year	1,181		1,186	
Balance sheet, EURm	31 Dec 2012		1 Jan 2012	
	New policy	Old policy	New policy	Old policy
Deferred tax assets	37	16	22	16
Retirement benefit asset	80	136	99	120
Retirement benefit obligation	50	23	29	25
Other reserves <sup>1</sup>	2,788	2,826	2,844	2,844
Retained earnings	3,507	3,531	5,834	5,853

<sup>1</sup> Impact through “Other comprehensive income”

### Parent company

Income statement, EURm	Full year 2012			
	New policy		Old policy	
Staff costs	-527		-520	
Taxes	-384		-385	
Net profit for the year	1,116		1,122	
Balance sheet, EURm	31 Dec 2012		1 Jan 2012	
	New policy	Old policy	New policy	Old policy
Deferred tax assets	31	13	17	12
Retirement benefit asset	80	130	98	113
Retirement benefit obligation	45	23	29	25
Other reserves <sup>1</sup>	2,791	2,826	2,844	2,844
Retained earnings	3,037	3,056	5,418	5,432

<sup>1</sup> Impact through “Other comprehensive income”

The amended IAS 19 also requires additional disclosures which are presented in Note 33 “Retirement benefit obligations”, where also more information on the different defined benefit pension plans can be found.

### Forward starting bonds

Bonds acquired/issued under non-regular way purchase terms, i.e. so called forward starting bonds, were previously recognised on the balance sheet as “Interest-bearing securities”/“Debt securities in issue” three days before settlement with a corresponding settlement liability/receivable recognised in “Other liabilities”/“Other assets”. As from the 1 January 2013 these bonds are recognised on the balance sheet on settlement date. The instruments continue to be recognised as derivatives between trade date and settlement date. The comparative figures on the balance sheet have been restated accordingly and are disclosed in the table below.

### 3. Changes in IFRSs not yet applied by Nordea

#### IFRS 9 “Financial Instruments” (Phase 1)

In 2009 the IASB published a new standard on financial instruments containing requirements for financial assets. Requirements for financial liabilities were added to this standard in 2010. The standard is the first step in the replacement of IAS 39 “Financial

Instruments: Recognition and Measurement” and this first phase covers the classification and measurement of financial assets and liabilities. The effective date has been postponed from the earlier communicated date 1 January 2015, without any new effective date communicated. Earlier application is permitted. The EU commission has not yet endorsed this standard and is not expected to do so until all phases of IFRS 9 have been finalised. IFRS 9 “Financial Instruments” (Phase I) is not expected to have a significant impact on Nordea’s income statement and balance sheet as the mixed measurement model will be maintained. Significant reclassifications between fair value and amortised cost or impact on the capital adequacy and large exposures are not expected, but this is naturally dependent on the financial instruments on Nordea’s balance sheet at transition and the outcome of the final standard. It is expected that changes will be made to the standard before the standard becomes effective.

Nordea has, due to the fact that the standard is not yet endorsed by the EU commission and as changes before the effective date are likely, not finalised the investigation of the impact on the financial statements in the period of initial application or in subsequent periods.

Group	31 Dec 2012		1 Jan 2012	
	New policy	Old policy	New policy	Old policy
Balance sheet, EURm				
Interest bearing securities	29,818	36,269	25,418	30,866
Other liabilities	14,239	20,690	18,680	24,128
<b>Parent company</b>				
Balance sheet, EURm				
Interest bearing securities	29,818	36,269	25,418	30,866
Other liabilities	14,024	20,475	18,541	23,990

### **IFRS 9 “Financial Instruments” (Phase 3)**

The IASB have during 2013 amended IFRS 9 “Financial instruments” and added new requirements for general hedge accounting, so called one-to-one hedges (Phase 3).

The main change is that the standard aligns hedge accounting more closely with the risk management activities. As Nordea generally uses macro (portfolio) hedge accounting Nordea’s assessment is that the new requirements will not have any significant impact on Nordea’s financial statement, capital adequacy or large exposures.

### **IFRS 10 “Consolidated Financial Statements”, IFRS 11 “Joint Arrangements”, IFRS 12 “Disclosures of Interests in Other Entities”, IAS 27 “Separate Financial Statements” and IAS 28 “Investments in Associates and Joint Ventures”**

The IASB has published three new standards relating to consolidation, IFRS 10, IFRS 11 and IFRS 12, as well as amended IAS 27 and IAS 28. The effective date for these standards and amendments is as from 1 January 2013, but earlier application is permitted. The EU commission endorsed these standards and amendments during 2012. In contrast to IFRS, the EU commission requires the standards to be applied for annual periods beginning on or after 1 January 2014. Nordea will apply these standards as from 1 January 2014.

Nordea’s assessment is that IFRS 10 “Consolidated Financial Statements” will not have any significant impact on Nordea’s income statement or balance sheet at transition.

It is not expected that IFRS 11 will have any significant impact on Nordea, while IFRS 12 is expected to add disclosures.

### **Annual Improvements to IFRSs**

The IASB has published minor amendments to IFRSs by issuing “Annual Improvements to IFRSs, 2010-2012 Cycle” and “Annual Improvements to IFRSs, 2011-2013 Cycle”. Most of the amendments are effective for annual periods beginning on or after 1 July 2014, but earlier application is permitted. The EU commission is expected to endorse these amendments during the third quarter 2014. Nordea’s assessment is that the new requirements will not have any significant impact on Nordea’s financial statements, capital adequacy or large exposures.

### **IFRIC 21 ”Levies”**

The IASB has published IFRIC 21 “Levies”. The interpretation is effective for annual periods beginnings on or after 1 January 2014. The EU commission expects to endorse IFRIC 21 in the beginning of 2014. Nordea will apply IFRIC 21 as from 1 January 2014, if endorsed by the EU commission.

IFRIC 21 is an interpretation of IAS 37 “Provisions, Contingent Liabilities and Contingent Assets”. IFRIC 21 clarifies that if a levy is triggered by operating as a bank at the end of the reporting period, the liability for the levy is not recognised prior to that date. The assessment is that the new interpretation will not have any significant impact on Nordea’s financial statements, capital adequacy or large exposures.

### **4. Critical judgements and estimation uncertainty**

The preparation of financial statements in accordance with generally accepted accounting principles requires, in some cases, the use of judgements and estimates by management. Actual outcome can later, to some extent, differ from the estimates and the assumptions made. In this section a description is made of:

- the sources of estimation uncertainty at the end of the reporting period, that have a significant risk of resulting in a material adjustment to the carrying amount of assets and liabilities within the next financial year, and
- the judgements made when applying accounting policies (apart from those involving estimations) that have the most significant effect on the amounts recognised in the financial statements.

Critical judgements and estimates are in particular associated with:

- the fair value measurement of certain financial instruments
- the impairment testing of:
  - goodwill and
  - loans to the public/credit institutions
- the effectiveness testing of cash flow hedges
- the actuarial calculations of pension liabilities and plan assets related to employees
- the valuation of investment properties
- the classification of leases
- the translations of assets and liabilities denominated in foreign currencies
- the valuation of deferred tax assets
- claims in civil lawsuits.

### **Fair value measurement of certain financial instruments**

Nordea's accounting policy for determining the fair value of financial instruments is described in section 10 "Determination of fair value of financial instruments" and Note 41 "Assets and liabilities at fair value".

Critical judgements that have a significant impact on the recognised amounts for financial instruments is exercised when determining fair value of OTC derivatives and other financial instruments that lack quoted prices or recently observed market prices. Those judgements relate to the following areas:

- The choice of valuation techniques
- The determination of when quoted prices fail to represent fair value (including the judgement of whether markets are active)
- The construction of fair value adjustments in order to incorporate relevant risk factors such as credit risk, model risk and liquidity risk
- The judgement of which market parameters that are observable.

When determining fair value of financial instruments that lack quoted prices or recently observed market prices there is also a high degree of estimation uncertainty. That estimation uncertainty is mainly a result of the judgement management exercises when:

- selecting an appropriate discount rate for the instrument and
- determining expected timing of future cash flows from the instruments.

In all of these instances, decisions are based upon professional judgement in accordance with Nordea's accounting and valuation policies. In order to ensure proper governance, Nordea has a Group Valuation Committee that on an on-going basis reviews critical judgements that are deemed to have a significant impact on fair value measurements.

The fair value of financial assets and liabilities measured at fair value using a valuation technique, level 2 and 3 in the fair value hierarchy, was EUR 138,488m (252,558) and EUR 164,762m (185,506) respectively at the end of the year.

Sensitivity analysis disclosures covering fair values of financial instruments with significant unobservable inputs can be found in Note 41 "Assets and liabilities at fair value".

Estimation uncertainty also arises at initial recognition of financial instruments that are part of larger structural transactions. Although subsequently not necessarily held at fair value such instruments are initially recognised at fair value and as there is normally no separate transaction price or active market for such individual instruments the fair value has to be estimated.

### **Impairment testing of goodwill**

Nordea's accounting policy for goodwill is described in section 15 "Intangible assets" and Note 21 "Intangible assets" lists the cash generating units to which goodwill has been allocated.

The estimation of future cash flows and the calculation of the rate used to discount those cash flows are subject to estimation uncertainty. The forecast of future cash flows is sensitive to the cash flow projections for the near future (generally 3-5 years) and to the estimated sector growth rate for the period beyond 3-5 years. The growth rates are based on historical data, updated to reflect the current situation, which implies estimation uncertainty.

The rates used to discount future expected cash flows are based on the long-term risk free interest rate plus a risk premium (post tax). The risk premium is based on external information of overall risk premiums in relevant countries.

### **Impairment testing of loans to the public/credit institutions**

Nordea's accounting policy for impairment testing of loans is described in section 13 "Loans to the public/credit institutions".

Management is required to exercise critical judgements and estimates when calculating loan impairment allowances on both individually assessed and collectively assessed loans. NBF's total lending before impairment allowances was EUR 150,385m (138,427) at the end of the year. For more information, see Note 13 "Loans and impairment".

The most judgemental area is the calculation of collective impairment allowances. When testing a group of loans collectively for impairment, judgement has to be exercised when identifying the events and/or the observable data that indicate that losses have been incurred in the group of loans.



Nordea monitors its portfolio through rating migrations and a loss event is an event resulting in a negative rating migration. Assessing the net present value of the cash flows generated by the customers in the group of loans also includes estimation uncertainty. This includes the use of historical data on probability of default and loss given default supplemented by acquired experience when adjusting the assumptions based on historical data to reflect the current situation.

#### **Effectiveness testing of cash flow hedges**

Nordea's accounting policies for cash flow hedges are described in section 9 "Hedge accounting".

One important judgement in connection to cash flow hedge accounting is the choice of method used for effectiveness testing.

Where Nordea applies cash flow hedge accounting the hedging instruments used are predominantly cross currency interest rate swaps, which are always held at fair value. The currency component is designated as a cash flow hedge of currency risk and the interest component as a fair value hedge of interest rate risk. The hypothetical derivative method is used when measuring the effectiveness of these cash flow hedges, meaning that the change in a perfect hypothetical swap is used as proxy for the present value of the cumulative change in expected future cash flows on the hedged transaction (the currency component). Critical judgement has to be exercised when defining the characteristics of the perfect hypothetical swap.

#### **Actuarial calculations of pension liabilities and plan assets related to employees**

Nordea's accounting policy for post-employment benefits is described in section 19 "Employee benefits".

The defined benefit obligation for major pension plans is calculated by external actuaries using demographic assumptions based on the current population. As a basis for these calculations a number of actuarial and financial parameters are used.

The estimation of the discount rate is subject to uncertainty around whether corporate bond markets are deep enough, of high quality and also in connection to the extrapolation of yield curves to relevant maturities. In Finland the discount rate is determined with reference to corporate bonds. Other parameters, like assumptions about salary increases and inflation, are based on the expected long-term development of these parameters and also subject to estimation uncertainty. The fixing of these parameters at year-end is disclosed in Note 33 "Retirement benefit obligations" together with a description of the sensitivity to changes in assumptions.

#### **Valuation of investment properties**

Nordea's accounting policies for investment properties are described in section 17 "Investment property".

Investment properties are measured at fair value. As there normally are no active markets for investment properties, the fair values are estimated based on discounted cash flow models. These models are based on assumptions on future rents, vacancy levels, operating and maintenance costs, yield requirements and interest rates.

The carrying amounts of investment property were EUR 113m (104) at the end of the year. See Note 24 "Investment property" for more information on amounts and parameters used in these models.

#### **Classification of leases**

Nordea's accounting policies for leases are described in section 14 "Leasing".

Critical judgement has to be exercised when classifying lease contracts. A lease is classified as a finance lease if it transfers substantially all the risks and rewards related to ownership. A lease is classified as an operating lease if it does not transfer substantially all the risks and rewards related to ownership.

The central district properties in Finland that Nordea has divested are leased back. The duration of the lease agreement was initially 3-25 years with renewal options. The lease agreements include no transfers of ownerships of the asset by the end of the lease term, nor any economic benefit from appreciation in value of the leased property. In addition, the lease term is not for the major part of the assets' economic life. As a result, Nordea has classified these leases as operating leases. This judgement is a critical judgement that has a significant impact on the carrying amounts in the financial statement. More information on lease contracts can be found in Note 23 "Leasing".

#### **Translation of assets and liabilities denominated in foreign currencies**

Nordea's accounting policies covering the translation of assets and liabilities denominated in foreign currencies is described in section 8 "Translation of assets and liabilities denominated in foreign currencies".

#### **Valuation of deferred tax assets**

Nordea's accounting policy for the recognition of deferred tax assets is described in section 18 "Taxes" and Note 12 "Taxes".

The valuation of deferred tax assets is influenced by management's assessment of Nordea's future profitability and sufficiency of future taxable profits and future reversals of existing taxable temporary differences. These assessments are updated and reviewed at each balance sheet date, and are, if necessary, revised to reflect the current situation.

The carrying amount of deferred tax assets was EUR 5m (37) at the end of the year.

#### **Claims in civil lawsuits**

Within the framework of the normal business operations, Nordea faces a number of claims in civil lawsuits and disputes, most of which involve relatively limited amounts. Presently, none of the current disputes are considered likely to have any significant adverse effect on Nordea or its financial position. See also Note 32 "Provisions" and Note 37 "Contingent liabilities".

### **5. Principles of consolidation**

#### **Consolidated entities**

The consolidated financial statements include the accounts of the parent company Nordea Bank Finland Plc, and those entities that the parent company controls. Control is generally achieved when the parent company owns, directly or indirectly through group undertakings, more than 50 per cent of the voting rights or otherwise has the power to govern the financial and operating policies of the entity.

All Group undertakings are consolidated using the acquisition method. Under the acquisition method, the acquisition is regarded as a transaction whereby the parent company indirectly acquires the group undertaking's assets and assumes its liabilities and contingent liabilities. The Group's acquisition cost is established in a purchase price allocation analysis. In such analysis, the cost of the business combination is the aggregate of the fair values, at the date of exchange, of assets given, liabilities incurred or assumed and equity instruments issued by the acquirer, in exchange for the identifiable net assets acquired. Costs directly attributable to the business combination are expensed.

As at the acquisition date Nordea recognises the identifiable assets acquired and the liabilities assumed at their acquisition date fair values.

For each business combination Nordea measures the non-controlling interest in the acquired business either at fair value or at their proportionate share of the acquired identifiable net assets.

When the aggregate of the consideration transferred in a business combination and the amount recognised for non-controlling interest exceeds the net fair value of the identifiable assets, liabilities and contingent liabilities, the excess is reported as goodwill. If the difference is negative, such difference is recognised immediately in the income statement.

Equity and net income attributable to non-controlling interests are separately disclosed on the balance sheet, income statement and statement of comprehensive income.

Intra-group transactions and balances between the consolidated group undertakings are eliminated.

The Group undertakings are included in the consolidated accounts as from the date on which control is transferred to Nordea and are no longer consolidated as from the date on which control ceases.

In the consolidation process the reporting from the group undertakings is adjusted to ensure consistency with the IFRS principles applied by Nordea.

#### *Investments in associated undertakings*

The equity method of accounting is used for associated undertakings where the share of voting rights is between 20 and 50 per cent and/or where Nordea has significant influence. Significant influence is the power to participate in the financial and operating decisions of the investee but is not control over those policies. Investments within Nordea's investment activities, which are classified as a venture capital organisation within Nordea, are measured at fair value in accordance with the rules set out in IAS 28 and IAS 39. Further information on the equity method is disclosed in section 6 "Recognition of operating income and impairment".

Profits from companies accounted for under the equity method are reported post-taxes in the income statement. Consequently, the tax expense related to these profits is not included in the income tax expense for Nordea.

Internal transactions, in the income statement, between Nordea and its associated undertakings are not eliminated. Nordea does not have any sales of assets to or from associated undertakings.

#### *Special Purpose Entities (SPE)*

A SPE is an entity created to accomplish a narrow and well defined objective. Often legal arrangements impose strict limits on the decision making powers of the management over the on-going activities of the SPE.

Nordea does not consolidate SPEs' assets and liabilities beyond its control. In order to determine whether Nordea controls a SPE or not, Nordea has to make judgements about risks and rewards and assess the ability to make operational decisions for the SPE in question. When assessing whether NBF shall consolidate a SPE, a range of factors are evaluated. These factors include whether the activities of the SPE are being in substance conducted on NBF's behalf or if NBF has in substance the decision making powers, the rights to obtain the majority of the benefits or the majority of the residual- or ownership risks. NBF consolidates all SPEs, where NBF has retained the majority of the risks and rewards. For the SPEs that are not consolidated the rationale is that NBF does not have significant risks or rewards in connection to these assets and liabilities.

Nordea has created a number of SPEs to allow clients to invest in assets invested in by the SPEs. Some SPEs invest in tradable financial instruments, such as shares and bonds (mutual funds). Other SPEs invest in structured credit products or acquire assets from customers of Nordea. Nordea is generally the investment manager and has sole discretion about investments and other administrative decisions. Typically, Nordea will receive service and commission fees in connection to the creation of the SPEs, or because it acts as investment manager, custodian or in some other function. This in itself does not constitute a beneficial interest triggering consolidation. In some SPEs Nordea has also supplied substantial parts of the funding in the form of fund units, loans or credit commitments. In these SPEs Nordea has a beneficial interest and retains the majority of the risks and rewards, which is why these SPEs are consolidated. Note 19 "Investments in group undertakings" lists the major group undertakings in the NBF Group, including consolidated SPEs.

#### **Currency translation of foreign entities**

The consolidated financial statements are prepared in euro (EUR), the presentation currency of the parent company Nordea Bank Finland Plc. The current method is used when translating the financial statements of foreign entities into EUR from their functional currency. The assets and liabilities of foreign entities have been translated at the closing rates, while items in the income statement and statement of comprehensive income are translated at the average exchange rate for the year. Translation differences are accounted for in other comprehensive income and are accumulated in the translation reserve in equity.

Goodwill and fair value adjustments arising from the acquisition of group undertakings are treated as items in the same functional currency as the cash generating unit to which they belong and are also translated at the closing rate.

## **6. Recognition of operating income and impairment**

### **Net interest income**

Interest income and expense are calculated and recognised based on the effective interest rate method or, if considered appropriate, based on a method that results in an interest income or interest expense that is a reasonable approximation of using the effective interest rate method as basis for the calculation. The effective interest includes fees considered to be an integral part of the effective interest rate of a financial instrument (generally fees received as compensation for risk). The effective interest rate equals the rate that discounts the contractual future cash flows to the carrying amount of the financial asset or financial liability.

Interest income and expenses from financial instruments are, with the exceptions described below, classified as "Net interest income".

Interest income and interest expense related to all balance sheet items held at fair value in Markets are classified as "Net result from items at fair value" in the income statement. Also the interest on the net funding of the operations in Markets is recognised on this line.

The interest component in FX swaps, and the interest paid and received in interest rate swaps plus changes in accrued interest, is classified as "Net result from items at fair value", apart for derivatives used for hedging, including economical hedges of Nordea's funding, where such components are classified as "Net interest income".

### **Net fee and commission income**

Nordea earns commission income from different services provided to its customers. The recognition of commission income depends on the purpose for which the fees are received. Fees are either recognised as revenue when services are provided or in connection to the execution of a significant act. Fees received in connection to performed services are recognised as income in the period these services are provided. A loan syndication fee received as payment for arranging a loan, as well as other fees received as payments for certain acts, are recognised as revenue when the act has been completed, i.e. when the syndication has been finalised.

Commission expenses are normally transaction based and recognised in the period when the services are received.

Income from issued financial guarantees and expenses from bought financial guarantees, including fees paid to state guarantees, are amortised over the duration of the instruments and classified as “Fee and commission income” and “Fee and commission expense” respectively.

#### **Net result from items at fair value**

Realised and unrealised gains and losses on financial instruments measured at fair value through profit or loss are recognised in the item “Net result from items at fair value”.

Realised and unrealised gains and losses derive from:

- Shares/participations and other share-related instruments
- Interest-bearing securities and other interest-related instruments
- Other financial instruments, including credit derivatives as well as commodity instruments/derivatives
- Foreign exchange gains/losses
- Investment properties, which include realised and unrealised income, for instance revaluation gains and losses. This line also includes realised results from disposals as well as the running property yield stemming from the holding of investment properties.

Interest income and interest expense related to all balance sheet items in Markets, including the net funding of the operations in Markets, are classified as “Net result from items at fair value”.

Also the ineffective portion of cash flow hedges and net investment hedges as well as recycled gains and losses on financial instruments classified into the category Available for sale are recognised in “Net result from items at fair value”.

This item also includes realised gains and losses from financial instruments measured at amortised cost, such as interest compensation received and realised gains/losses on buy-backs of issued own debt.

“Net result from items at fair value” includes also losses from counterparty risk on instruments classified into the category Financial assets at fair value through profit or loss as well as impairment on instruments classified into the category Available for sale.

Impairment losses from instruments within other categories are recognised in the items “Net loan losses” or “Impairment of securities held as financial non-current assets” (see also the sub-sections “Net loan losses” and “Impairment of securities held as financial non-current assets” below).

Dividends received are recognised in the income statement as “Net result from items at fair value” and classified as “Shares/participations and other share-related instruments” in the note. Income is recognised in the period in which the right to receive payment is established.

#### **Profit from companies accounted for under the equity method**

The profit from companies accounted for under the equity method is defined as the post-acquisition change in NBF’s share of net assets in the associated undertakings. NBF’s share of items accounted for in other comprehensive income in the associated undertakings is accounted for in other comprehensive income in NBF. Profits from companies accounted for under the equity method are, as stated in section 5 “Principles of consolidation”, reported in the income statement post-taxes. Consequently the tax expense related to these profits is excluded from the income tax expense for NBF.

Fair values are, at acquisition, allocated to the associated undertaking’s identifiable assets, liabilities and contingent liabilities. Any difference between NBF’s share of the fair values of the acquired identifiable net assets and the purchase price is goodwill or negative goodwill. Goodwill is included in the carrying amount of the associated undertaking. Subsequently the investment in the associated undertaking increases/decreases with NBF’s share of the post-acquisition change in net assets in the associated undertaking and decreases through received dividends and impairment. An impairment charge can be reversed in a subsequent period.

The change in Nordea’s share of the net assets is generally based on monthly reporting from the associated undertakings. For some associated undertakings not individually significant the change in Nordea’s share of the net assets is based on the external reporting of the associated undertakings and affects the financial statements of Nordea in the period in which the information is available. The reporting from the associated undertakings is, if applicable, adjusted to comply with Nordea’s accounting policies.

### **Other operating income**

Net gains from divestments of shares in group undertakings and associated undertakings and net gains on sale of tangible assets as well as other operating income, not related to any other income line, are generally recognised when it is probable that the benefits associated with the transaction will flow to Nordea and if the significant risks and rewards have been transferred to the buyer (generally when the transactions are finalised).

### **Net loan losses**

Impairment losses from financial assets classified into the category Loans and receivables (see section 12 “Financial instruments”), in the items “Loans to central banks”, “Loans to credit institutions” and “Loans to the public” on the balance sheet, are reported as “Net loan losses” together with losses from financial guarantees. Losses are reported net of any collateral and other credit enhancements. Nordea’s accounting policies for the calculation of impairment losses on loans can be found in section 13 “Loans to the public/credit institutions”.

Counterparty losses on instruments classified into the category Financial assets at fair value through profit or loss, including credit derivatives but apart from loans held at fair value as described above, as well as impairment on financial assets classified into the category Available for sale are reported under “Net result from items at fair value”.

### **Impairment of securities held as financial non-current assets**

Impairment on investments in interest-bearing securities, classified into the categories Loans and receivables or Held to maturity, and on investments in associated undertakings are classified as “Impairment of securities held as financial non-current assets” in the income statement. The policies covering impairment of financial assets classified into the categories Loans and receivables and Held to maturity are disclosed in section 12 “Financial instruments” and section 13 “Loans to the public/credit institutions”.

Investments in associated undertakings are assessed for impairment annually. If observable indicators (loss events) indicate that an associated undertaking is impaired, an impairment test is performed to assess whether there is objective evidence of impairment. The carrying amount of the investment in the associate is compared with the recoverable amount (higher of value in use and fair value less cost to sell) and the carrying amount is written down to the recoverable amount if required.

Impairment losses are reversed if the recoverable amount increases. The carrying amount is then increased to the recoverable amount, but cannot exceed the carrying amount that would have been determined had no impairment loss been recognised.

### **7. Recognition and derecognition of financial instruments on the balance sheet**

Derivative instruments, quoted securities and foreign exchange spot transactions are recognised on and derecognised (reclassified to the items “Other assets” or “Other liabilities” on the balance sheet between trade date and settlement date) from the balance sheet on the trade date. Other financial instruments are recognised on the balance sheet on settlement date.

Financial assets, other than those for which trade date accounting is applied, are derecognised from the balance sheet when the contractual rights to the cash flows from the financial asset expire or are transferred to another party. The rights to the cash flows normally expire or are transferred when the counterpart has performed by e.g. repaying a loan to Nordea, i.e. on settlement date.

In some cases, Nordea enters into transactions where it transfers assets that are recognised on the balance sheet, but retains either all or a portion of risks and rewards from the transferred assets. If all or substantially all risks and rewards are retained, the transferred assets are not derecognised from the balance sheet. If Nordea’s counterpart can sell or repledge the transferred assets, the assets are reclassified to the item “Financial instruments pledged as collateral” on the balance sheet. Transfers of assets with retention of all or substantially all risks and rewards include e.g. securities lending agreements and repurchase agreements.

Financial liabilities are derecognised from the balance sheet when the liability is extinguished. Normally this occurs when Nordea performs, for example when Nordea repays a deposit to the counterpart, i.e. on settlement date. Financial liabilities under trade date accounting are generally reclassified to “Other liabilities” on the balance sheet on trade date.

For further information, see sections “Securities borrowing and lending agreements” and “Repurchase and reverse repurchase agreements” within 12 “Financial instruments”, as well as Note 43 “Transferred assets and obtained collaterals”.

## **8. Translation of assets and liabilities denominated in foreign currencies**

The functional currency of each entity is decided based upon the primary economic environment in which the entity operates. Foreign currency is defined as any currency other than the functional currency of the entity. Foreign currency transactions are recorded at the exchange rate on the date of the transaction. Monetary assets and liabilities denominated in foreign currencies are translated at the exchange rate on the balance sheet date.

Exchange differences arising on the settlement of transactions at rates different from those at the date of the transaction, and unrealised translation differences on unsettled foreign currency monetary assets and liabilities, are recognised in the income statement in the item "Net result from items at fair value".

Translation differences on financial instruments that are designated hedging instruments in a hedge of a net investment in a group undertaking are recognised in other comprehensive income, to the extent the hedge is effective. This is performed in order to offset the translation differences affecting other comprehensive income when consolidating the group undertaking into Nordea. Any ineffectiveness is recognised in the income statement in the item "Net result from items at fair value".

## **9. Hedge accounting**

Nordea applies the EU carve out version of IAS 39 for portfolio hedges of both assets and liabilities. The EU carve out macro hedging enables a group of derivatives (or proportions thereof) to be viewed in combination and designated as the hedging instrument and removes some of the limitations in fair value hedge accounting relating to hedging core deposits and under-hedging strategies.

Nordea uses hedge accounting in order to have a symmetrical accounting treatment of the changes in fair value of the hedged item and changes in fair value of the hedging instruments as well as to hedge the exposure to variability in future cash flows and the exposure to net investments in foreign operations.

There are three forms of hedge accounting:

- Fair value hedge accounting
- Cash flow hedge accounting
- Hedges of net investments

NBF currently applies fair value hedge accounting and cash flow hedge accounting.

## **Fair value hedge accounting**

Fair value hedge accounting is used when derivatives are hedging changes in fair value of a recognised asset or liability attributable to a specific risk. The risk of changes in fair value of assets and liabilities in Nordea's financial statements originates mainly from loans, securities and deposits with a fixed interest rate, causing interest rate risk. Changes in fair value from derivatives as well as changes in fair value of the hedged item attributable to the risks being hedged are recognised separately in the income statement in the item "Net result from items at fair value". Given an effective hedge, the two changes in fair value will more or less balance, meaning the net result is close to zero. The changes in fair value of the hedged item attributable to the risks hedged with the derivative instrument are reflected in an adjustment to the carrying amount of the hedged item, which is also recognised in the income statement. The fair value change of the hedged items held at amortised cost in a portfolio hedge of interest rate risks is reported separately from the portfolio in the item "Fair value changes of the hedged items in portfolio hedge of interest rate risk" on the balance sheet.

Fair value hedge accounting in Nordea is performed mainly on a portfolio basis. Any ineffectiveness is recognised in the income statement under the item "Net result from items at fair value".

### *Hedged items*

A hedged item in a fair value hedge can be a recognised single asset or liability, an unrecognised firm commitment, or a portion thereof. The hedged item can also be a group of assets, liabilities or firm commitments with similar risk characteristics. Hedged items in Nordea consist of both individual assets or liabilities and portfolios of assets and/or liabilities.

### *Hedging instruments*

The hedging instruments used in Nordea are predominantly interest rate swaps and cross currency interest rate swaps, which are always held at fair value. Cash instruments are only used as hedging instruments when hedging currency risk.

## **Cash flow hedge accounting**

Cash flow hedge accounting can be used for the hedging of exposure to variations in future interest payments on instruments with variable interest rates and for the hedging of currency exposures. The portion of the gain or loss on the hedging instrument, that is determined to be an effective hedge, is recognised in other comprehensive income and accumulated in the cash flow hedge reserve in equity. The ineffective portion of the gain or loss on the hedging instrument is recycled to the item "Net result from items at fair value" in the income statement.

Gains or losses on hedging instruments recognised in the cash flow hedge reserve in equity through other comprehensive income are recycled and recognised in the income statement in the same period as the hedged item affects profit or loss, normally in the period that interest income or interest expense is recognised.

#### *Hedged items*

A hedged item in a cash flow hedge can be highly probable floating interest rate cash flows from recognised assets or liabilities or from future assets or liabilities. Nordea uses cash flow hedges when hedging currency risk in future payments of interest and principal in foreign currency.

#### *Hedging instruments*

The hedging instruments used in Nordea are predominantly cross currency interest rate swaps, which are always held at fair value, where the currency component is designated as a cash flow hedge of currency risk and the interest component as a fair value hedge of interest rate risk.

#### **Hedge effectiveness**

The application of hedge accounting requires the hedge to be highly effective. A hedge is regarded as highly effective if at inception and throughout its life it can be expected that changes in fair value of the hedged item as regards the hedged risk can be essentially offset by changes in fair value of the hedging instrument. The result should be within a range of 80–125 per cent. When assessing hedge effectiveness retrospectively Nordea measures the fair value of the hedging instruments and compares the change in fair value of the hedging instrument to the change in fair value of the hedged item. The effectiveness measurement is made on a cumulative basis. The hypothetical derivative method is used when measuring the effectiveness of cash flow hedges, meaning that the change in a perfect hypothetical swap is used as proxy for the present value of the cumulative change in expected future cash flows from the hedged transaction (the currency component).

If the hedge relationship does not fulfil the requirements, hedge accounting is terminated. For fair value hedges the hedging instrument is reclassified to a trading derivative and the change in the fair value of the hedged item, up to the point when the hedge relationship is terminated, is amortised to the income statement on a straight-line basis over the remaining maturity of the hedged item.

In cash flow hedges, changes in the unrealised value of the hedging instrument will prospectively from the last time it was proven effective be accounted for in the income statement. The cumulative gain or loss on the hedging instrument that has been recognised in the cash flow hedge reserve in equity through other comprehensive income from the period when the hedge was effective is reclassified from equity to “Net result from items at fair value” in the income statement if the expected transaction no longer is expected to occur. If the expected transaction no longer is highly probable, but is still expected to occur, the cumulative gain or loss on the hedging instrument that has been recognised in other comprehensive income from the period when the hedge was effective remains in other comprehensive income until the transaction occurs or is no longer expected to occur.

#### **10. Determination of fair value of financial instruments**

Financial assets and liabilities classified into the categories Financial assets/liabilities at fair value through profit or loss (including derivative instruments) are recorded at fair value on the balance sheet with changes in fair value recognised in the income statement in the item “Net result from items at fair value”.

Fair value is defined as the price that at the measurement date would be received to sell an asset or paid to transfer a liability in an orderly transaction between market participants under current market conditions in the principal market for the asset or liability or, in the absence of a principal market, in the most advantageous market for the asset or liability.

The existence of published price quotations in an active market is the best evidence of fair value and when they exist they are used to measure financial assets and financial liabilities. An active market for the asset or liability is a market in which transactions for the asset or liability occur with sufficient frequency and volume to provide pricing information on an on-going basis. The absolute level for liquidity and volume required for a market to be considered active vary with the instrument classes. For some classes low price volatility is seen, also for those instruments within the class where the trade frequency is high. For instruments in such a class the liquidity requirements are lower and, correspondingly, the age limit for the prices used for establishing fair value is higher.

If markets are active or non-active is assessed regularly. The trade frequency and volume are monitored daily.

Nordea is predominantly using published price quotations to establish fair value for items disclosed under the following balance sheet items:

- Interest-bearing securities
- Shares (listed)
- Derivatives (listed)

If quoted prices for a financial instrument fail to represent actual and regularly occurring market transactions or if quoted prices are not available, fair value is established by using an appropriate valuation technique. The adequacy of the valuation technique, including an assessment of whether to use quoted prices or theoretical prices, is monitored on a regular basis.

Valuation techniques can range from simple discounted cash flow analysis to complex option pricing models. Valuation models are designed to apply observable market prices and rates as input whenever possible, but can also make use of unobservable model parameters. The adequacy of the valuation model is assessed by measuring its capability to hit market prices. This is done by comparison of calculated prices to relevant benchmark data, e.g. quoted prices from exchanges, the counterparty's valuations, price data from consensus services etc.

Nordea is predominantly using valuation techniques to establish fair value for items disclosed under the following balance sheet items:

- Interest-bearing securities (when quoted prices in an active market are not available)
- Shares (when quoted prices in an active market are not available)
- Derivatives (OTC-derivatives)

For financial instruments, where fair value is estimated by a valuation technique, it is investigated whether the variables used in the valuation model are predominantly based on data from observable markets. By data from observable markets, Nordea considers data that can be collected from generally available external sources and where this data is judged to represent realistic market prices. If non-observable data has a significant impact on the valuation, the instrument cannot be recognised initially at the fair value estimated by the valuation technique and any upfront gains are thereby deferred and amortised through the income statement over the contractual life of the instrument. The deferred upfront gains are subsequently released to income if the non-observable data becomes observable.

Note 41 "Assets and liabilities at fair value" provides a breakdown of fair values of financial instruments measured on the basis of:

- quoted prices in active markets for the same instrument (level 1),
- valuation technique using observable data (level 2), and
- valuation technique using non-observable data (level 3).

The valuation models applied by Nordea are consistent with accepted economic methodologies for pricing financial instruments and incorporate the factors that market participants consider when setting a price.

New valuation models are subject to approval by a Model Risk Management Committee and all models are reviewed on a regular basis.

For further information, see Note 41 "Assets and liabilities at fair value".

## 11. Cash and cash equivalents

Cash and cash equivalents consist of cash and balances with central banks where the following conditions are fulfilled:

- The central bank is domiciled in a country where Nordea is operating under a banking licence
- The balance is readily available at any time

Cash and cash equivalents are financial instruments classified into the category Loans and receivables, see section 12 "Financial instruments".

Loans to credit institutions payable on demand are also recognised as "Cash and cash equivalents" in the cash flow statement together with instruments with central banks that can be resold immediately.

## 12. Financial instruments

### Classification of financial instruments

Each financial instrument has been classified into one of the following categories:

Financial assets:

- Financial assets at fair value through profit or loss:
  - Held for trading
  - Designated at fair value through profit or loss (Fair Value Option)
- Loans and receivables
- Held to maturity
- Available for sale



Financial liabilities:

- Financial liabilities at fair value through profit or loss:
  - Held for trading
  - Designated at fair value through profit or loss (Fair Value Option)
- Other financial liabilities

All financial assets and liabilities are initially measured at fair value. The classification of financial instruments into different categories forms the basis for how each instrument is subsequently measured on the balance sheet and how changes in its value are recognised. The classification of the financial instruments on Nordea's balance sheet into different categories is presented in Note 40 "Classification of financial instruments".

#### *Financial assets and financial liabilities at fair value through profit or loss*

Financial assets and financial liabilities at fair value through profit or loss are measured at fair value, excluding transaction costs. All changes in fair values are recognised directly in the income statement in the item "Net result from items at fair value".

The category consists of two sub-categories; Held for trading and Designated at fair value through profit or loss (Fair value option).

The sub-category Held for trading mainly contains derivative instruments that are held for trading purposes, interest-bearing securities and shares within Markets and Treasury. It also contains trading liabilities such as short-selling positions and lending in reverse repurchase agreements.

The major parts of the financial assets/liabilities classified into the category Designated at fair value through profit or loss are certain other assets/liabilities, interest-bearing securities and shares. Nordea also applies the Fair value option on certain financial assets and financial liabilities related to Markets. The classification stems from the fact that Markets is managing and measuring its financial assets and liabilities at fair value. Consequently, the majority of financial assets and financial liabilities in Markets are classified into the categories Financial assets/Financial liabilities at fair value through profit or loss.

#### *Loans and receivables*

Loans and receivables are non-derivative financial assets, with fixed or determinable payments, that are not quoted in an active market. These assets and their impairment are further described in the separate section 13 "Loans to the public/credit institutions".

#### *Held to maturity*

Financial assets that Nordea has chosen to classify into the category Held to maturity are non-derivative financial assets with fixed or determinable payments and fixed maturity that Nordea has the positive intent and ability to hold to maturity. Financial assets classified into the category Held to maturity are initially recognised on the balance sheet at the acquisition price, including transaction costs. Subsequent to initial recognition, the instruments within this category are measured at amortised cost. In an amortised cost measurement, the difference between acquisition cost and redemption value is amortised in the income statement over the remaining term using the effective interest rate method.

If more than an insignificant amount of the Held to maturity portfolio is sold or transferred, the Held to maturity category is tainted, except if the sale or transfer either occur close to maturity, after substantially all of the original principal is already collected, or due to an isolated non-recurring event beyond the control of Nordea.

Nordea assesses at each reporting date whether there is any objective evidence that the asset is impaired. If there is such evidence, an impairment loss is recorded. The loss is calculated as the difference between the carrying amount and the present value of estimated future cash flows and is recognised as "Impairment of securities held as financial non-current assets" in the income statement. See section 13 "Loans to the public/credit institutions" for more information on the identification and measurement of objective evidence of impairment, which is applicable also for interest-bearing securities classified into the category Held to maturity.

#### *Available for sale*

Financial instruments classified into the category Available for sale are measured at fair value. Changes in fair values, except for interest, foreign exchange effects and impairment losses, are recognised in the fair value reserve in equity through other comprehensive income. Interest is recognised in the item "Interest income" and foreign exchange effects and impairment losses in the item "Net result from items at fair value" in the income statement.

When an instrument classified into the category Available for sale is disposed of, the fair value changes that previously have been accumulated in the fair value reserve (related to Available for sale investments) in other comprehensive income are removed from equity and recognised in the income statement in the item "Net result from items at fair value".

Financial assets classified into the category Available for sale are assessed at least annually in order to determine any need for impairment losses. If there is objective evidence of impairment, the accumulated loss that has been recognised in other comprehensive income is removed from equity and recognised as “Net result from items at fair value” in the income statement. The amount of the accumulated loss that is recycled from equity is the difference between the asset’s acquisition cost and current fair value. For equity investments a prolonged or significant decline in the fair value, compared to the acquisition cost, is considered to be objective evidence of impairment. Objective evidence of impairment for a debt instrument is rather connected to a loss event, such as an issuer’s financial difficulty.

#### *Other financial liabilities*

Financial liabilities, other than those classified into the category Financial liabilities at fair value through profit or loss, are measured at amortised cost. Interest on Other financial liabilities is recognised in the item “Interest expense” in the income statement.

#### **Hybrid (combined) financial instruments**

Hybrid (combined) financial instruments are contracts containing a host contract and an embedded derivative instrument. Such combinations arise predominantly from the issuance of structured debt instruments, such as issued index-linked bonds.

Index-linked bonds issued by Markets as part of the trading portfolio are classified into the category Held for trading, and the entire combined instrument, host contract together with the embedded derivative, is measured at fair value through profit or loss. Changes in fair values are recognised in the income statement in the item “Net result from items at fair value”.

#### **Securities borrowing and lending agreements**

Generally, securities borrowing and securities lending transactions are entered into on a collateralised basis. Unless the risks and rewards of ownership are transferred, the securities are not recognised on or derecognised from the balance sheet. In the cases where the counterpart is entitled to resell or repledge the securities, the securities are reclassified to the balance sheet item “Financial instruments pledged as collateral”.

Securities in securities lending transactions are also disclosed in the item “Assets pledged as security for own liabilities”.

Cash collateral advanced (securities borrowing) to the counterparts is recognised on the balance sheet as “Loans to central banks”, “Loans to credit institutions” or as “Loans to the public”. Cash collateral received (securities lending) from the counterparts is recognised

on the balance sheet as “Deposits by credit institutions” or as “Deposits and borrowings from the public”.

#### **Repurchase and reverse repurchase agreements**

Securities delivered under repurchase agreements and securities received under reverse repurchase agreements are not derecognised from or recognised on the balance sheet. In the cases where the counterpart has the right to resell or repledge the securities, the securities are reclassified to the balance sheet line “Financial instruments pledged as collateral”.

Securities delivered under repurchase agreements are also disclosed in the item “Assets pledged as security for own liabilities”.

Cash received under repurchase agreements is recognised on the balance sheet as “Deposits by credit institutions” or as “Deposits and borrowings from the public”. Cash delivered under reverse repurchase agreements is recognised on the balance sheet as “Loans to central banks”, “Loans to credit institutions” or as “Loans to the public”.

Additionally, the sale of securities received in reverse repurchase agreements trigger the recognition of a trading liability (short sale).

#### **Derivatives**

All derivatives are recognised on the balance sheet and measured at fair value. Derivatives with total positive fair values, including any accrued interest, are recognised as assets in the item “Derivatives” on the asset side. Derivatives with total negative fair values, including any accrued interest, are recognised as liabilities in the item “Derivatives” on the liability side.

Realised and unrealised gains and losses from derivatives are recognised in the income statement in the item “Net result from items at fair value”.

#### **Offsetting of financial assets and liabilities**

Nordea offsets financial assets and liabilities on the balance sheet if there is a legal right to offset, in the ordinary course of business and in case of bankruptcy, and if the intent is to settle the items net or realise the asset and settle the liability simultaneously. This is generally achieved through the central counterparty clearing houses that Nordea has agreements with.

Exchanged traded derivatives are generally accounted for as settled on a daily basis when cash is paid or received and the instrument is reset to market terms. Derivative assets and liabilities against central counterparty clearing houses are, as mentioned above, generally set off on the balance sheet, but net cash collateral received or paid is generally accounted for separately as cash collateral paid (asset) or received (liability), which is also the case for cash collateral paid or received in bilateral OTC derivative transactions.

### 13. Loans to the public/credit institutions

Financial instruments classified as “Loans to the public/credit institutions” (including loans to central banks) on the balance sheet and into the category Loans and receivables are measured at amortised cost (see also the separate section 7 “Recognition and derecognition of financial instruments on the balance sheet” as well as Note 40 “Classification of financial instruments”).

Nordea monitors loans as described in the separate section on Risk, Liquidity and Capital management. Loans attached to individual customers or groups of customers are identified as impaired if the impairment tests indicate an objective evidence of impairment.

Also interest-bearing securities classified into the categories Loans and receivables and Held to maturity are held at amortised cost and the description below is valid also for the identification and measurement of impairment on these assets. Possible impairment losses on interest-bearing securities classified into the categories Loans and receivables and Held to maturity are recognised as “Impairment of securities held as non-current financial assets” in the income statement.

#### Impairment test of individually assessed loans

Nordea tests all loans for impairment on an individual basis. The purpose of the impairment tests is to find out if the loans have become impaired. As a first step in the identification process for impaired loans, Nordea monitors whether there are indicators of impairment (loss event) and whether these loss events represent objective evidence of impairment. More information on the identification of loss events can be found in the Risk, Liquidity and Capital management section.

Loans that are not individually impaired will be transferred to a group of loans with similar risk characteristics for a collective impairment test.

#### Impairment test of collectively assessed loans

Loans not impaired on an individual basis are collectively tested for impairment.

These loans are grouped on the basis of similar credit risk characteristics that are indicative of the debtors' ability to pay all amounts due according to the contractual terms. Nordea monitors its portfolio through rating migrations, the credit decision and annual review process supplemented by quarterly risk reviews. Through these processes Nordea identifies loss events indicating incurred losses in a group. A loss event is an event resulting in a deterioration of the expected future cash flows. Only loss events incurred up to the reporting date are included when performing the assessment of the group.

The objective for the group assessment process is to evaluate if there is a need to make a provision due to the fact that a loss event has occurred, which has not yet been identified on an individual basis. This period between the date when the loss event occurred and the date when it is identified on an individual basis is called “Emergence period”. The impairment remains related to the group of loans until the losses have been identified on an individual basis. The identification of the loss is made through a default of the engagement or by other indicators.

For corporate customers and bank counterparts, Nordea uses the existing rating system as a basis when assessing the credit risk. Nordea uses historical data on probability of default to estimate the risk for a default in a rating class. These loans are rated and grouped mostly based on type of industry and/or sensitivity to certain macro parameters, e.g. dependency to oil prices etc.

Personal customers and small corporate customers are monitored through scoring models. These are based mostly on historical data, as default rates and loss rates given a default, and experienced judgement performed by management. Rating and scoring models are described in more detail in the separate section on Risk, Liquidity and Capital management.

The collective assessment is performed through a netting principle, i.e. when rated engagements are up-rated due to estimated increases in cash flows, this improvement will be netted against losses on loans that are down-rated due to estimated decreases in cash-flows. Netting is only performed within groups with similar risk characteristics where Nordea assesses that the customers' future cash flows are insufficient to serve the loans in full.

#### Impairment loss

If the carrying amount of the loans is higher than the sum of the net present value of estimated cash flows (discounted with the original effective interest rate), including the fair value of the collaterals and other credit enhancements, the difference is the impairment loss.

For significant loans that have been individually identified as impaired the measurement of the impairment loss is made on an individual basis.

For insignificant loans that have been individually identified as impaired and for loans not identified as impaired on an individual basis the measurement of the impairment loss is measured using a portfolio based expectation of the future cash flows.

If the impairment loss is not regarded as final, the impairment loss is accounted for on an allowance account representing the accumulated impairment losses. Changes in the credit risk and accumulated impairment losses are accounted for as changes in the allowance account and as "Net loan losses" in the income statement (see also section 6 "Recognition of operating income and impairment").

If the impairment loss is regarded as final, it is reported as a realised loss and the value of the loan and the related allowance for impairment loss are derecognised. An impairment loss is regarded as final when the obligor is filed for bankruptcy and the administrator has declared the economic outcome of the bankruptcy procedure, or when Nordea forgives its claims either through a legal based or voluntary reconstruction or when Nordea, for other reasons, deem it unlikely that the claim will be recovered.

#### **Discount rate**

The discount rate used to measure impairment is the original effective interest rate for loans attached to an individual customer or, if applicable, to a group of loans. If considered appropriate, the discount rate can be based on a method that results in an impairment that is a reasonable approximation of using the effective interest rate method as basis for the calculation.

#### **Restructured loans**

In this context a restructured loan is defined as a loan where Nordea has granted concessions to the obligor due to its deteriorated financial situation and where this concession has resulted in an impairment loss for Nordea. After a reconstruction the loan is normally regarded as not impaired if it performs according to the new conditions. Concessions made in reconstructions are regarded as loan losses unless Nordea retains the possibility to regain the loan losses incurred. In the event of a recovery the payment is reported as a recovery of loan losses.

#### **Assets taken over for protection of claims**

In a financial reconstruction the creditor may concede loans to the obligor and in exchange for this concession acquire an asset pledged for the conceded loans, shares issued by the obligor or other assets. Assets taken over for protection of claims are reported on the same balance sheet line as similar assets already held by Nordea. For example a property taken over, not held for Nordea's own use, is reported together with other investment properties.

At initial recognition, all assets taken over for protection of claims are recognised at fair value and the possible difference between the carrying amount of the loan and the fair value of the assets taken over is recognised as "Net loan losses". The fair value of the asset on the date of recognition becomes its cost or amortised cost value, as applicable. In subsequent periods, assets taken over for protection of claims are valued in accordance with the valuation principles for the appropriate type of asset. Investment properties are then measured at fair value. Financial assets that are foreclosed are generally classified into the categories Available for sale or Designated at fair value through profit or loss (Fair Value Option) (see section 12 "Financial instruments") and measured at fair value. Changes in fair values are recognised in other comprehensive income for assets classified into the category Available for sale. For assets classified into the category Designated at fair value through profit or loss, changes in fair value are recognised in the income statement under the line "Net result from items at fair value".

Any change in value, after the initial recognition of the asset taken over, is presented in the income statement in line with the Group's presentation policies for the appropriate asset. "Net loan losses" in the income statement is, after the initial recognition of the asset taken over, consequently not affected by any subsequent remeasurement of the asset.

## **14. Leasing**

### **NBF as lessor**

#### *Finance leases*

Nordea's leasing operations mainly comprise finance leases. A finance lease is reported as a receivable from the lessee in the balance sheet item "Loans to the public" at an amount equal to the net investment in the lease. The lease payment, excluding cost of services, is recorded as repayment of principal and interest income. The income allocation is based on a pattern reflecting a constant periodic return on the net investment outstanding in respect of the finance lease.

#### *Operating leases*

Assets subject to operating leases on the balance sheet are reported in accordance with the nature of the assets, in general as property and equipment. Leasing income is recognised as income on a straight-line basis over the lease term and classified as "Net interest income". The depreciation of the leased assets is calculated on the basis of Nordea's depreciation policy for similar assets and reported as "Depreciation, amortisation and impairment charges of tangible and intangible assets" in the income statement.

## **NBF as lessee**

### *Finance leases*

No leases in NBF have been classified as finance leases.

### *Operating leases*

Operating leases are not recognised on NBF's balance sheet. For operating leases the lease payments are recognised as expenses in the income statement on a straight-line basis over the lease term unless another systematic way better reflects the time pattern of Nordea's benefit. The original lease terms normally range between 3 to 25 years.

Operating leasing is mainly related to office premises contracts and office equipment contracts normal to the business.

The central district properties in Finland that Nordea has divested are leased back. The duration of the lease agreements was initially 3-25 years with renewal options. The lease agreements include no transfers of ownerships of the asset by the end of the lease term, nor any economic benefits from appreciation in value of the leased property. In addition, the lease term is not for the major part of the assets' economic life. These leases are thus classified as operating leases. The rental expense for these premises is recognised on the basis of the time-pattern of Nordea's economic benefit which differs from the straight-line basis and better resembles an ordinary rental arrangement.

### *Embedded leases*

Agreements can contain a right to use an asset in return for a payment, or a series of payments, although the agreement is not in the legal form of a leasing contract. If applicable, these assets are separated from the contract and accounted for as leased assets.

## **15. Intangible assets**

Intangible assets are identifiable, non-monetary assets without physical substance. The assets are under Nordea's control, which means that Nordea has the power and rights to obtain the future economic benefits flowing from the underlying resource. The intangible assets in Nordea mainly consist of goodwill, IT-development/computer software and customer related intangible assets.

### **Goodwill**

Goodwill represents the excess of the cost of an acquisition over the fair value of Nordea's share of net identifiable assets of the acquired group

undertaking/associated undertaking at the date of acquisition. Goodwill on acquisition of group undertakings is included in "Intangible assets". Goodwill on acquisitions of associates is not recognised as a separate asset, but included in "Investments in associated undertakings". Goodwill is tested annually for impairment or more frequently if events or changes in circumstances indicate that it might be impaired. Goodwill is carried at cost less accumulated impairment losses. Impairment losses on goodwill cannot be reversed in subsequent periods. Goodwill related to associated undertakings is not tested for impairment separately, but included in the total carrying amount of the associated undertakings. The policies covering impairment testing of associated undertakings is disclosed in section 6 "Recognition of operating income and impairment".

### **IT-development/Computer software**

Costs associated with maintaining computer software programs are expensed as incurred. Costs directly associated with major software development investments, with a useful life of three years or more and the ability to generate future economic benefits, are recognised as intangible assets. These costs include software development staff costs and overhead expenditures directly attributable to preparing the asset for use. Computer software includes also acquired software licenses not related to the function of a tangible asset.

Amortisation is calculated on a straight-line basis over the useful life of the software, generally a period of 3 to 10 years.

### **Customer related intangible assets**

In business combinations a portion of the purchase price is normally allocated to a customer related intangible asset, if the asset is identifiable and under Nordea's control. An intangible asset is identifiable if it arises from contractual or legal rights, or could be separated from the entity and sold, transferred, licenced, rented or exchanged. The asset is amortised over its useful life, generally over 10 years.

### **Impairment**

Goodwill is not amortised but tested for impairment annually irrespective of any indications of impairment. Impairment testing is also performed more frequently if required due to any indication of impairment. The impairment charge is calculated as the difference between the carrying amount and the recoverable amount.

At each balance sheet date, all intangible assets with definite useful lives are reviewed for indications of impairment. If such indications exist, an analysis is performed to assess whether the carrying amount of the intangible asset is fully recoverable.

The recoverable amount is the higher of fair value less costs to sell and the value in use of the asset or the cash-generating unit, which is defined as the smallest identifiable group of assets that generates largely independent cash flows in relation to other assets. For goodwill, the cash generating units are defined as the operating segments. The value in use is the present value of the cash flows expected to be realised from the asset or the cash-generating unit. The cash flows are assessed based on the asset or cash-generating unit in its current condition and discounted at a rate based on the long-term risk free interest rate plus a risk premium (post tax). If the recoverable amount is less than the carrying amount, an impairment loss is recognised. See Note 21 "Intangible assets" for more information on the impairment testing.

## 16. Property and equipment

Property and equipment includes own-used properties, leasehold improvements, IT equipment, furniture and other equipment. Items of property and equipment are measured at cost less accumulated depreciation and accumulated impairment losses. The cost of an item of property and equipment comprise its purchase price, as well as any directly attributable costs of bringing the asset to the working condition for its intended use. When parts of an item of property and equipment have different useful lives, they are accounted for as separate items.

Property and equipment is depreciated on a straight-line basis over the estimated useful life of the assets. The estimates of the useful life of different assets are reassessed on a yearly basis. Below follows the current estimates:

- Buildings: 30–75 years
- Equipment: 3–5 years
- Leasehold improvements: Changes within buildings the shorter of 10 years and the remaining leasing term. New construction the shorter of the principles used for owned buildings and the remaining leasing term. Fixtures installed in leased properties are depreciated over the shorter of 10–20 years and the remaining leasing term.

At each balance sheet date, Nordea assesses whether there is any indication that an item of property and equipment may be impaired. If any such indication exists, the recoverable amount of the asset is estimated and any impairment loss is recognised.

Impairment losses are reversed if the recoverable amount increases. The carrying amount is then increased to the recoverable amount, but cannot exceed the carrying amount that would have been determined had no impairment loss been recognised.

## 17. Investment property

Investment properties are primarily properties held to earn rent and/or capital appreciation. Nordea applies the fair value model for subsequent measurement of investment properties. The best evidence of a fair value is normally given by quoted prices in an active market for similar properties in the same location and condition. As these prices are rarely available discounted cash flow projection models based on reliable estimates of future cash flows are also used.

Net rental income, gains and losses as well as fair value adjustments are recognised directly in the income statement as "Net result from items at fair value".

## 18. Taxes

The item "Income tax expense" in the income statement comprises current- and deferred income tax. The income tax expense is recognised in the income statement, except to the extent the tax effect relates to items recognised in other comprehensive income or directly in equity, in which case the tax effect is recognised in other comprehensive income or in equity respectively.

Current tax is the expected tax expense on the taxable income for the year, using tax rates enacted or substantively enacted at the reporting date, and any adjustment to tax payable in respect of previous years.

Deferred tax assets and liabilities are recognised, using the balance sheet method, for temporary differences between the carrying amounts of assets and liabilities for financial reporting purposes and the amounts used for taxation purposes. Deferred tax assets are recognised for the carry forward of unused tax losses and unused tax credits. Deferred tax is not recognised for temporary differences arising on initial recognition

of assets or liabilities in a transaction that is not a business combination and that affects neither accounting nor taxable profit, nor for differences relating to investments in group undertakings and associated undertakings to the extent that it is probable that they will not reverse in the foreseeable future. In addition, deferred tax is not recognised for taxable temporary differences arising on the initial recognition of goodwill.

Deferred tax is measured at the tax rates that are expected to be applied to the temporary differences when they reverse, based on the laws that have been enacted or substantively enacted at the reporting date. Deferred tax assets and liabilities are not discounted. A deferred tax asset is recognised only to the extent that it is probable that future taxable profits will be available against which the temporary differences, tax losses carry forward and unused tax credits can be utilised. Deferred tax assets are reviewed at each reporting date and are reduced to the extent that it is no longer probable that the related tax benefit will be realised.

Current tax assets and current tax liabilities are offset when the legal right to offset exists. Deferred tax assets and deferred tax liabilities are generally offset if there is a legally enforceable right to offset current tax assets and current tax liabilities.

## **19. Employee benefits**

All forms of consideration given by Nordea to its employees as compensation for services performed are employee benefits. Short-term benefits are to be settled within twelve months after the reporting period when the services have been performed. Post-employment benefits are benefits payable after the termination of the employment. Post-employment benefits in Nordea consist only of pensions. Termination benefits normally arise if an employment is terminated before the normal retirement date, or if an employee accepts an offer of voluntary redundancy.

### **Short-term benefits**

Short term benefits consist mainly of fixed and variable salary. Both fixed and variable salaries are expensed in the period when the employees have performed services to Nordea. Nordea has also issued share-based payment programmes, which are further described in section 22 "Share-based payment".

More information can be found in Note 8 "Staff costs".

## **Post-employment benefits**

### *Pension plans*

The companies within Nordea have various pension plans, consisting of both defined benefit pension plans and defined contribution pension plans, reflecting national practices and conditions in the countries where Nordea operates. The major defined benefit pension plans are funded schemes covered by assets in pension funds/foundations. If the fair value of plan assets, associated with a specific pension plan, is lower than the gross present value of the defined benefit obligation, the net amount is recognised as a liability ("Retirement benefit liabilities"). If not, the net amount is recognised as an asset ("Retirement benefit assets"). Non-funded pension plans are recognised as Retirement benefit liabilities.

Most pensions are based on defined contribution arrangements that hold no pension liability for Nordea. All defined benefit pension plans are closed for new employees.

### *Pension costs*

Obligations for defined contribution pension plans are recognised as an expense as the employee renders services to the entity and the contribution payable in exchange for that service becomes due. Nordea's net obligation for defined benefit pension plans is calculated separately for each plan by estimating the amount of future benefit that employees have earned for their service in the current and prior periods. That benefit is discounted to determine its present value. Actuarial calculations are applied to assess the present value of defined benefit obligations and related costs, based on several actuarial and financial assumptions (as disclosed in Note 33 "Retirement benefit obligations").

When establishing the present value of the obligation and the fair value of any plan assets, actuarial gains and losses may arise as a result of changes in actuarial assumptions and experience effects (actual outcome compared to assumptions). The actuarial gains and losses are recognised immediately in equity through other comprehensive income.

When the calculation results in a benefit the recognised asset is limited to the present value of any future refunds from the plan or reductions in future contributions to the plan.

Social security contribution is calculated and accounted for based on the net recognised surplus or deficit by plan and is included on the balance sheet as "Retirement benefit liabilities" or "Retirement benefit assets".

#### *Discount rate in defined benefit pension plans*

The discount rate is determined by reference to high quality corporate bonds, where a deep enough market for such bonds exists. Covered bonds are in this context considered to be corporate bonds. In countries where no such market exists the discount rate is determined by reference to government bond yields. In Finland the discount rate is determined with reference to corporate bonds.

#### **Termination benefits**

As mentioned above termination benefits normally arise if an employment is terminated before the normal retirement date, or if an employee accepts an offer of voluntary redundancy. Termination benefits do not arise if the employees have to continue performing services and the termination benefits can be considered to be normal compensation for those services.

Termination benefits are expensed when Nordea has an obligation to make the payment. An obligation arises when there is a formal plan committed to on the appropriate organisational level and when Nordea is without realistic possibility of withdrawal, which normally occurs when the plan has been communicated to the group affected or to their representatives.

Termination benefits can include both short-term benefits, for instance a number of months' salary, and post-employment benefits, normally in the form of early retirement. Short-term benefits are classified as "Salaries and remuneration" and post-employment benefits as "Pension costs" in Note 8 "Staff costs".

## **20. Equity**

#### **Non-controlling interests**

Non-controlling interests comprise the portion of net assets of group undertakings not owned directly or indirectly by Nordea Bank Finland Plc.

For each business combination, NBF measures the non-controlling interests in the acquiree either at fair value or at their proportionate share of the acquiree's identifiable net assets.

#### **Share premium reserve**

The share premium reserve consists of the difference between the subscription price and the quota value of the shares in NBF. Transaction costs in connection to the rights issue have been deducted.

#### **Other reserves**

Other reserves comprise income and expenses, net after tax effects, which are reported in equity through other comprehensive income. These reserves include fair value reserves for cash flow hedges, financial assets classified into the category Available for sale and accumulated remeasurements of defined benefit pension plans, as well as a reserve for translation differences.

#### **Retained earnings**

Apart from undistributed profits from previous years, retained earnings include the equity portion of untaxed reserves. Untaxed reserves according to national rules are accounted for as equity net of deferred tax at prevailing tax rates in the respective country.

In addition, NBF's share of the earnings in associated undertakings, after the acquisition date, that have not been distributed is included in retained earnings.

## **21. Financial guarantee contracts and credit commitments**

Upon initial recognition, premiums received in issued financial guarantee contracts and credit commitments are recognised as prepaid income on the balance sheet. The guarantees and irrevocable credit commitments are subsequently measured, and recognised as a provision on the balance sheet, at the higher of either the received fee less amortisation, or an amount calculated as the discounted best estimate of the expenditure required to settle the present obligation. Changes in provisions are recognised in the income statement in the item "Net loan losses".

Premiums received for financial guarantees are, as stated in section 6 "Recognition of operating income and impairment", amortised over the guarantee period and recognised as "Fee and commission income" in the income statement. Premiums received on credit commitments are generally amortised over the loan commitment period. The contractual amounts are recognised off-balance sheet, financial guarantees in the item "Contingent liabilities" and irrevocable credit commitments in the item "Credit commitments".

## **22. Share-based payment**

#### **Equity-settled programmes**

Nordea has annually issued Long Term Incentive Programmes from 2007 through 2012. Employees participating in these programmes are granted share-based equity-settled rights, i.e. rights to receive shares for free or to acquire shares in Nordea at a significant discount compared to the share price at grant date. The value of such rights is expensed. The expense is based on the estimated fair value of each right at grant date.



The total fair value of these rights is determined based on the group's estimate of the number of rights that will eventually vest, which is reassessed at each reporting date. The fair value is expensed on a straight-line basis over the vesting period. The vesting period is the period that the employees have to remain in service in Nordea in order for their rights to vest. Market performance conditions in D-rights/Performance Share II are reflected as a probability adjustment to the initial estimate of fair value at grant date. There is no adjustment (true-up) for differences between estimated and actual vesting due to market conditions.

For more information see Note 8 "Staff costs".

#### **Cash-settled programmes**

Nordea has to defer payment of variable salaries under Nordic FSA's regulations and general guidelines, as is also the case with the Executive Incentive Programme (EIP). The deferred amounts are to some extent indexed using Nordea's TSR (Total Shareholders' Return) and these "programmes" are cash-settled share-based programmes. These programmes are fully vested when the payments of variable salaries are initially deferred and the fair value of the obligation is remeasured on a continuous basis. The remeasurements are, together with the related social charges, recognised in the income statement in the item "Net result from items at fair value".

For more information see Note 8 "Staff costs".

### **23. Related party transactions**

Nordea defines related parties as:

- Shareholders with significant influence
- Group undertakings
- Associated undertakings
- Key management personnel
- Other related parties

All transactions with related parties are made on an arm's length basis.

#### **Shareholders with significant influence**

Shareholders with significant influence are shareholders that have the power to participate in the financial and operating decisions of NBF but do not control those policies. Nordea and its group companies are considered as having such a power.

#### **Group undertakings**

For the definition of group undertakings see section 5 "Principles of consolidation". Further information on the undertakings included in the NBF Group is found in Note 19 "Investments in group undertakings".

Group internal transactions between legal entities are performed according to arm's length principles in conformity with OECD requirements on transfer pricing. These transactions are eliminated in the consolidated accounts.

#### **Associated undertakings**

For the definition of Associated undertakings see section 5 "Principles of consolidation".

Further information on the associated undertakings included in the Nordea Group is found in Note 20 "Investments in associated undertakings".

#### **Key management personnel**

Key management personnel include the following positions:

- The Board of Directors of NBF and Nordea Bank AB (publ)
- The Chief Executive Officer (CEO)
- The Group Executive Management (GEM)

For information about compensation, pensions and other transactions with key management personnel, see Note 8 "Staff costs".

#### **Other related parties**

Other related parties comprise close family members to individuals in key management personnel. Other related parties also include companies significantly influenced by key management personnel in Nordea Group as well as companies significantly influenced by close family members to these key management personnel. Other related parties also include Nordea's pension foundations.

Information concerning transactions between Nordea and other related parties is found in Note 45 "Related-party transactions".

## Note 2 Segment reporting

### Operating segments

#### Group

#### Measurement of Operating segments' performance

The measurement principles and allocation between operating segments follow the information reported to the Chief Operating Decision Maker (CODM), as required by IFRS 8. In NBF the CODM has been defined as Group Executive Management.

#### Basis of segmentation

Financial results are presented for the two main business areas Retail Banking and Wholesale Banking, with further breakdown on operating segments, and for the operating segment Group Corporate Centre. Other operating segments below the quantitative thresholds in IFRS 8 are included in Other operating segments. Group functions and eliminations as well as the result that is not fully allocated to any of the operating segments, are shown separately as reconciling items.

#### Reportable Operating segments

Retail Banking conducts a full service banking operation and offers a wide range of products. It is Nordea's largest customer area and serves household customers and corporate customers in the Nordic markets (Retail Banking Nordic) as well as in the Baltic countries (Retail Banking Baltic). Wholesale Banking provides banking and other financial solutions to large Nordic and international corporate, institutional and public companies. The division Corporate & Institutional Banking is a customer oriented organisation serving the largest globally operating corporates. This division is also responsible for Nordea's customers within the financial sector, and offers single products such as funds and equity products as well as consulting services within asset allocation and fund sales. The division Shipping, Oil Services & International is responsible for Nordea's customers within the shipping, offshore and oil services industries and provides tailor-made solutions and syndicated loan transactions. Capital Markets unallocated includes the result in Capital Markets which is not allocated to the main business areas. Group Corporate Centre's main objective is to manage the Group's funding and to support the management and control of the NBF Group. The main income in Group Corporate Centre originates from Group Treasury.

	Retail Banking		Wholesale Banking		Group Corporate Centre	
<b>Income statement, EURm</b>	2013	2012	2013	2012	2013	2012
Net interest income	811	739	294	292	85	210
Net fee and commission income	622	577	-186	-92	-5	-7
Net result from items at fair value	91	86	1,011	1,163	-9	12
Profit from companies accounted for under the equity method	7	18	-	-	-	-
Other income	27	27	0	1	8	15
<b>Total operating income</b>	<b>1,558</b>	<b>1,447</b>	<b>1,119</b>	<b>1,364</b>	<b>79</b>	<b>230</b>
Staff costs	-351	-346	-146	-143	-41	-40
Other expenses	-485	-479	-36	-39	9	10
Depreciation, amortisation and impairment charges of tangible and intangible assets	-22	-27	-8	-9	-7	-10
<b>Total operating expenses</b>	<b>-858</b>	<b>-852</b>	<b>-190</b>	<b>-191</b>	<b>-39</b>	<b>-40</b>
<b>Profit before loan losses</b>	<b>700</b>	<b>595</b>	<b>929</b>	<b>1,173</b>	<b>40</b>	<b>190</b>
Net loan losses	-100	-79	-52	-88	17	26
Impairment of securities held as financial non-current assets	-	-	-	-	-	-
<b>Operating profit</b>	<b>600</b>	<b>516</b>	<b>877</b>	<b>1,085</b>	<b>57</b>	<b>216</b>
Income tax expense	-	-	-	-	-	-
<b>Net profit for the year</b>	<b>600</b>	<b>516</b>	<b>877</b>	<b>1,085</b>	<b>57</b>	<b>216</b>
<b>Balance sheet, EURm</b>						
Loans to the public	59,101	57,836	55,081	43,166	-83	-12
Deposits and borrowings from the public	37,359	38,428	43,056	31,535	496	270

**Note 2 Segment reporting, cont.**

**Operating segments**

**Group**

	Total operating segments		Reconciliation		Total Group	
	2013	2012	2013	2012	2013	2012
<b>Income statement, EURm</b>						
Net interest income	1,190	1,241	-7	17	1,183	1,258
Net fee and commission income	431	478	-544	-183	-113	295
Net result from items at fair value	1,093	1,261	21	-44	1,114	1,217
Profit from companies accounted for under the equity method	7	18	1	0	8	18
Other income	35	43	-3	-7	32	36
<b>Total operating income</b>	<b>2,756</b>	<b>3,041</b>	<b>-532</b>	<b>-217</b>	<b>2,224</b>	<b>2,824</b>
Staff costs	-538	-529	-15	-45	-553	-574
Other expenses	-512	-508	46	61	-466	-447
Depreciation of tangible and intangible assets	-37	-46	-3	-4	-40	-50
<b>Total operating expenses</b>	<b>-1,087</b>	<b>-1,083</b>	<b>28</b>	<b>12</b>	<b>-1,059</b>	<b>-1,071</b>
<b>Profit before loan losses</b>	<b>1,669</b>	<b>1,958</b>	<b>-504</b>	<b>-205</b>	<b>1,165</b>	<b>1,753</b>
Net loan losses	-135	-141	82	-3	-53	-144
Impairment of securities held as financial non-current asset	-	-	1	-	1	-
<b>Operating profit</b>	<b>1,534</b>	<b>1,817</b>	<b>-421</b>	<b>-208</b>	<b>1,113</b>	<b>1,609</b>
Income tax expense	-	-	-285	-428	-285	-428
<b>Net profit for the year</b>	<b>1,534</b>	<b>1,817</b>	<b>-706</b>	<b>-636</b>	<b>828</b>	<b>1,181</b>
<b>Balance sheet, EURm</b>						
Loans to the public	114,099	100,990	-320	-225	113,779	100,765
Deposits and borrowings from the public	80,911	70,233	-2	-21	80,909	70,212

**Break-down of Retail Banking**

	Retail Banking Nordic <sup>1</sup>		Retail Banking Baltic <sup>2</sup>		Retail Banking Other <sup>3</sup>		Total Retail Banking	
	2013	2012	2013	2012	2013	2012	2013	2012
<b>Income statement, EURm</b>								
Net interest income	674	611	162	148	-26	-20	811	739
Net fee and commission income	580	531	46	46	-4	0	622	577
Net result from items at fair value	95	89	-3	-2	0	-1	91	86
Profit from companies accounted for under the equity method	-	-	-	-	7	18	7	18
Other income	35	25	3	3	-11	-1	27	27
<b>Total operating income</b>	<b>1,384</b>	<b>1,256</b>	<b>208</b>	<b>195</b>	<b>-34</b>	<b>-4</b>	<b>1,558</b>	<b>1,447</b>
Staff costs	-254	-250	-29	-28	-68	-68	-351	-346
Other expenses	-495	-495	-62	-54	72	70	-485	-479
Depreciation of tangible and intangible assets	-6	-5	-2	-2	-14	-20	-22	-27
<b>Total operating expenses</b>	<b>-755</b>	<b>-750</b>	<b>-93</b>	<b>-84</b>	<b>-10</b>	<b>-18</b>	<b>-858</b>	<b>-852</b>
<b>Profit before loan losses</b>	<b>629</b>	<b>506</b>	<b>115</b>	<b>111</b>	<b>-44</b>	<b>-22</b>	<b>700</b>	<b>595</b>
Net loan losses	-57	-46	-42	-29	-1	-4	-100	-79
<b>Operating profit</b>	<b>572</b>	<b>460</b>	<b>73</b>	<b>82</b>	<b>-45</b>	<b>-26</b>	<b>600</b>	<b>516</b>
Income tax expense	-	-	-	-	-	-	-	-
<b>Net profit for the year</b>	<b>572</b>	<b>460</b>	<b>73</b>	<b>82</b>	<b>-45</b>	<b>-26</b>	<b>600</b>	<b>516</b>
<b>Balance sheet, EURm</b>								
Loans to the public	45,479	44,056	8,195	8,387	5,428	5,392	59,101	57,836
Deposits and borrowings from the public	33,714	35,217	3,641	3,201	4	10	37,359	38,428

<sup>1</sup> Retail Banking Nordic includes banking operations in Finland.

<sup>2</sup> Retail Banking Baltic includes banking operations in Estonia, Latvia and Lithuania.

<sup>3</sup> Retail Banking Other includes the support areas Development & Projects, Distribution, Segments, Products and IT.

**Note 2 Segment reporting, cont.**

**Break-down of Wholesale Banking**

<b>Income statement, EURm</b>	Corporate & Institutional Banking		Shipping, Offshore & Oil Services	
	2013	2012	2013	2012
Net interest income	169	164	113	118
Net fee and commission income	172	185	20	18
Net result from items at fair value	109	113	12	18
Profit from companies accounted for under the equity method	-	-	-	-
Other income	0	0	-	-
<b>Total operating income</b>	<b>450</b>	<b>462</b>	<b>145</b>	<b>154</b>
Staff costs	-7	-6	-9	-9
Other expenses	-126	-121	-14	-16
Depreciation of tangible and intangible assets	0	-	0	0
<b>Total operating expenses</b>	<b>-133</b>	<b>-127</b>	<b>-23</b>	<b>-25</b>
<b>Profit before loan losses</b>	<b>317</b>	<b>335</b>	<b>122</b>	<b>129</b>
Net loan losses	-17	-14	-36	-74
<b>Operating profit</b>	<b>300</b>	<b>321</b>	<b>86</b>	<b>55</b>
Income tax expense	-	-	-	-
<b>Net profit for the year</b>	<b>300</b>	<b>321</b>	<b>86</b>	<b>55</b>
<b>Balance sheet, EURm</b>				
Loans to the public	8,238	8,785	466	558
Deposits and borrowings from the public	7,319	6,276	153	157

<b>Income statement, EURm</b>	Capital Markets unallocated		Wholesale Banking Other <sup>4</sup>		Total Wholesale Banking	
	2013	2012	2013	2012	2013	2012
Net interest income	4	7	8	3	294	292
Net fee and commission income	-389	-350	11	56	-186	-92
Net result from items at fair value	890	1,032	-1	0	1,011	1,163
Profit from companies accounted for under the equity method	-	-	-	-	-	-
Other income	0	1	0	0	0	1
<b>Total operating income</b>	<b>505</b>	<b>690</b>	<b>18</b>	<b>59</b>	<b>1,119</b>	<b>1,364</b>
Staff costs	-74	-77	-56	-51	-146	-143
Other expenses	49	42	57	55	-36	-39
Depreciation of tangible and intangible assets	0	0	-8	-8	-8	-9
<b>Total operating expenses</b>	<b>-25</b>	<b>-35</b>	<b>-7</b>	<b>-4</b>	<b>-190</b>	<b>-191</b>
<b>Profit before loan losses</b>	<b>480</b>	<b>655</b>	<b>11</b>	<b>55</b>	<b>929</b>	<b>1,173</b>
Net loan losses	-	-	0	-1	-52	-88
<b>Operating profit</b>	<b>480</b>	<b>655</b>	<b>11</b>	<b>54</b>	<b>877</b>	<b>1,085</b>
Income tax expense	-	-	-	-	-	-
<b>Net profit for the year</b>	<b>480</b>	<b>655</b>	<b>11</b>	<b>54</b>	<b>877</b>	<b>1,085</b>
<b>Balance sheet, EURm</b>						
Loans to the public	40,176	26,716	6,201	7,106	55,081	43,166
Deposits and borrowings from the public	26,923	16,891	8,661	8,210	43,056	31,535

<sup>4</sup>Wholesale Banking Other includes the area International Units and the support areas Transaction Products, Segment CIB and IT.

## Note 2 Segment reporting, cont.

### Reconciliation between total operating segments and financial statements

	Total operating income		Operating profit		Loans to the public		Deposits and borrowings from the public	
	2013	2012	2013	2012	2013	2012	2013	2012
EURm								
Total Operating segments	2,756	3,041	1,534	1,817	114,099	100,990	80,911	70,233
Group functions <sup>1</sup>	-526	-206	-421	-208	-2	-73	10	81
Eliminations	-6	-11	-	-	-318	-152	-12	-102
<b>Total</b>	<b>2,224</b>	<b>2,824</b>	<b>1,113</b>	<b>1,609</b>	<b>113,779</b>	<b>100,765</b>	<b>80,909</b>	<b>70,212</b>

<sup>1</sup> Consists of Group Risk Management, Group Internal Audit, Group Identity & Communications, Group Human Resources, Board of Directors and Group Executive Management.

### Group

#### Total operating income split on product groups

EURm	2013	2012
Banking products	1,539	2,008
Capital Markets products	675	786
Savings Products & Asset Management	0	25
Life & Pensions	10	5
Other	0	0
<b>Total</b>	<b>2,224</b>	<b>2,824</b>

Banking products consists of three different product types. Account products include account-based products such as lending, deposits and cards and Netbank services. Transaction products consist of cash management as well as trade and project finance services. Financings products include asset-based financing through leasing, hire purchase and factoring as well as sales to finance partners such as dealers, vendors and retailers. Capital Markets products contains financial instruments, or arrangement for a financial instrument, that are available in the financial marketplace, including currencies, commodities, stocks and bonds. Savings products & Asset Management includes Investment Funds, Discretionary Management, Portfolio Advice, Equity Trading and Pension Accounts. Investment Funds is a bundled product where the fund company invest in stocks, bonds, derivatives or other standardised products on behalf of the fund's shareholders. Discretionary Management is a service providing the management of an investment portfolio on behalf of the customer and Portfolio Advice is a service provided to support the customers' investment decision. Life & Pensions provides life insurance and pension products and services.

### Group

#### Geographical information

EURm	Total operating income		Assets	
	2013	2012	2013	2012
Sweden	100	65	15,886	7,575
Finland	1,177	1,562	97,083	99,721
Norway	113	146	6,431	8,763
Denmark	361	528	111,258	139,460
Baltic countries	176	210	9,721	10,145
Poland	9	7	123	116
Other	288	306	64,259	69,681
<b>Total</b>	<b>2,224</b>	<b>2,824</b>	<b>304,761</b>	<b>335,461</b>

NBF's main geographical market comprises the Nordic countries and the Baltic countries. Revenues and assets are distributed to geographical areas based on the location of operations. Goodwill is allocated to different countries based on the location of the business activities of the acquired entities.

### Note 3 Net interest income

EURm	Group		Parent company	
	2013	2012	2013	2012
<b>Interest income</b>				
Loans to credit institutions	65	224	97	286
Loans to the public	1,571	1,857	1,295	1,560
Interest-bearing securities	142	177	142	177
Other interest income	71	79	79	87
<b>Interest income</b>	<b>1,849</b>	<b>2,337</b>	<b>1,613</b>	<b>2,110</b>
<b>Interest expense</b>				
Deposits by credit institutions	-289	-455	-287	-452
Deposits and borrowings from the public	-191	-329	-192	-329
Debt securities in issue	-419	-464	-419	-464
Subordinated liabilities	-25	-27	-25	-27
Other interest expense <sup>1</sup>	258	196	258	196
<b>Interest expense</b>	<b>-666</b>	<b>-1,079</b>	<b>-665</b>	<b>-1,076</b>
<b>Net interest income</b>	<b>1,183</b>	<b>1,258</b>	<b>948</b>	<b>1,034</b>

<sup>1</sup> The net interest income from derivatives, measured at fair value and related to Nordea's funding can have both a positive and negative impact on other interest expense, for further information see Note 1.

Interest income from financial instruments not measured at fair value through profit and loss amounts to EUR 1,724m (2,180) for the Group and EUR 1,488m (1,954) for the parent company. Interest expense from financial instruments not measured at fair value through profit and loss amounts to EUR -924m (-1,275) for the Group and EUR -923m (-1,272) for the parent company.

Interest on impaired loans amounted to an insignificant portion of interest income.

#### Net interest income

EURm	Group		Parent company	
	2013	2012	2013	2012
Interest income	1,765	2,241	1,613	2,110
Leasing income <sup>1</sup>	84	96	-	-
Interest expenses	-666	-1,079	-665	-1,076
<b>Total</b>	<b>1,183</b>	<b>1,258</b>	<b>948</b>	<b>1,034</b>

<sup>1</sup> Of which contingent leasing income amounts to EUR 15m (24). Contingent leasing income in Nordea consists of variable interest rates, excluding the fixed margin. If the contingent leasing income decreases there will be an offsetting impact from lower funding expenses.

**Note 4 Net fee and commission income**

EURm	Group		Parent company	
	2013	2012	2013	2012
Asset Management commissions	59	52	59	52
Life insurance	9	6	9	6
Brokerage, securities issues and corporate finance	46	75	46	76
Custody and issuer services	23	33	24	33
Deposits	7	7	7	7
Total savings and investments	144	173	145	174
Payments	200	196	202	197
Cards	129	97	93	67
Total payments and cards	329	293	295	264
Lending	122	88	112	76
Guarantees and documentary payments	132	146	132	145
Total lending related to commissions	254	234	244	221
Other commission income	32	41	31	41
<b>Fee and commission income</b>	<b>759</b>	<b>741</b>	<b>715</b>	<b>700</b>
Savings and investments	-332	-323	-332	-323
Payments	-10	-10	-7	-7
Cards	-63	-55	-62	-53
Other commission expenses <sup>1</sup>	-467	-58	-465	-56
<b>Fee and commission expenses</b>	<b>-872</b>	<b>-446</b>	<b>-866</b>	<b>-439</b>
<b>Net fee and commission income</b>	<b>-113</b>	<b>295</b>	<b>-151</b>	<b>261</b>

<sup>1</sup> Mainly consists of Finnish bank tax and guarantee commission fee paid to Nordea Bank AB (publ)

Fee income, not included in determining the effective interest rate, from financial assets and liabilities not measured at fair value through profit or loss amounted to EUR 129m (95) for the Group and EUR 119m (83) for the parent company.

Fee income, not included in determining the effective interest rate, from fiduciary activities that result in the holding or investing of assets on behalf of customers amounted to EUR 114m (134) for the Group and EUR 114m (134) for the parent company.

## Note 5 Net result from items at fair value

EURm	Group		Parent company	
	2013	2012	2013	2012
Shares/participations and other share-related instruments	93	264	92	263
Interest-bearing securities and other interest-related instruments	-2	520	-2	519
Other financial instruments	90	297	90	297
Foreign exchange gains/losses	939	140	934	132
Investment properties	-6	-4	-4	-3
<b>Total</b>	<b>1,114</b>	<b>1,217</b>	<b>1,110</b>	<b>1,208</b>

## Net result from categories of financial instruments

EURm	Group		Parent company	
	2013	2012	2013	2012
Available for sale assets, realised	-16	0	-16	0
Financial instruments designated at fair value through profit or loss	163	153	164	153
Financial instruments held for trading <sup>1</sup>	22	937	20	935
Financial instruments under fair value hedge accounting	7	2	7	2
- of which net result on hedging instruments	-157	392	-157	392
- of which net result on hedged items	164	-390	164	-390
Financial assets measured at amortised cost <sup>2</sup>	1	2	1	2
Foreign exchange gains/losses excl currency hedges	941	127	938	119
Other	-4	-4	-4	-3
<b>Total</b>	<b>1,114</b>	<b>1,217</b>	<b>1,110</b>	<b>1,208</b>

<sup>1</sup> Of which amortised deferred day one profits amounted to EUR 2m for 2013 (5) both for the Group and the parent company.

<sup>2</sup> Of which EUR 1m (2) related to instruments classified into the category "Loans and receivables".

## Note 6 Dividends

EURm	Group		Parent company	
	2013	2012	2013	2012
Investments in group undertakings	-	-	101	80
Investments in associated undertakings	-	-	27	19
<b>Total</b>	<b>-</b>	<b>-</b>	<b>128</b>	<b>99</b>

## Note 7 Other operating income

EURm	Group		Parent company	
	2013	2012	2013	2012
Divestment of shares	1	-	-	-
Income from real estate	2	2	1	2
Disposals of tangible and intangible assets	4	3	1	0
Other	25	31	24	30
<b>Total</b>	<b>32</b>	<b>36</b>	<b>26</b>	<b>32</b>



## Note 8 Staff costs

EURm	Group		Parent company	
	2013	2012	2013	2012
Salaries and remuneration	-426	-434	-397	-400
Pension costs (specification below)	-60	-63	-56	-57
Social security contributions	-30	-31	-27	-28
Allocation to profit-sharing foundation <sup>1</sup>	-11	-20	-11	-19
Other staff costs	-26	-26	-25	-23
<b>Total</b>	<b>-553</b>	<b>-574</b>	<b>-516</b>	<b>-527</b>

<sup>1</sup> Allocation to profit-sharing foundation 2013 EUR 11m (20) in the Group and EUR 11m (19) in the parent company consists of a new allocation of EUR 12m (18) in the Group and EUR 11m (17) in the parent company and expenses related to prior years of EUR -1m (2) in the Group and EUR -1m (2) in the parent company.

	Group		Parent company	
	2013	2012	2013	2012
<b>Pension costs:</b>				
Defined benefit plans (Note 33)	0	1	1	2
Defined contribution plans	-60	-64	-57	-59
<b>Total</b>	<b>-60</b>	<b>-63</b>	<b>-56</b>	<b>-57</b>

### Additional disclosures on remuneration under Nordic FSAs' regulation and general guidelines (including FIN-FSA release 62/501/2010)

The qualitative disclosures under these regulations can be found in the separate section on remuneration in the Board of Director's Report, while the quantitative disclosures will be published in a separate report on Nordea's homepage ([www.nordea.com](http://www.nordea.com)) one week before the Annual General Meeting on 20 March 2014.

### Compensation etc. to the Board of Directors, President and his deputy

The members of the Board of Directors of Nordea Bank Finland Plc and the President, are all members of the Nordea Bank AB (publ) Group Executive Management except for the one external member Carl-Johan Granvik. The monthly fee for the external Board member was 1,250 euros, totalling 15,000 euros in 2013 (6,250). In 2013 Nordea Bank AB (publ) has paid all salaries, fees, pension- and other staff-related expenses to the above mentioned other members of the Board and the President. Nordea Bank AB (publ) has allocated these salary expenses to Nordea Bank Finland Plc as part of the Head Office Allocation -expenses.

Information on salaries, loans and pension liabilities of the above mentioned other members of the Board and the President is presented in the Annual Report of Nordea Bank AB (publ).

The deputy of the president Pekka Nuutila resigned on 28 February 2013 and Topi Manner was elected new deputy as from 1 March 2013. Salaries paid to the deputy of the President of Nordea Bank Finland Plc amounted to EUR 0m (0). Pension obligation for the deputy of the President amounted to EUR 0m (3) and pension cost to defined benefit plans to EUR 0m (2). There is at yearend no defined benefit plan for the deputy. The statutory pension cost for the deputy of the president amounted to EUR 0m (0).

EURm	2013	2012
<b>Loans granted by Nordea Bank Finland Plc</b>		
To members and deputy members of the Board of Directors	0	0
To the President and his deputy	1	0

Terms and conditions regarding loans to members of the Board of Directors, to President and his deputy are decided in accordance with instructions issued by the Board of Directors.

### Guarantees and other off-balance-sheet commitments

No guarantees or other off-balance-sheet commitments have been granted to members of administrative or controlling boards or to auditors.

The members of the administrative and controlling boards have no holdings of shares, equity warrants or convertible bonds issued by Nordea Bank Finland Plc.

### Loans to key management personnel

Loans to key management personnel as defined in Note 1 section 23 amounts to EUR 1m (2) in the Group and EUR 1m (2) in the parent company. Interest income on these loans amounts to EUR 0m (0) in the Group and EUR 0m (0) in the parent company.

Terms and conditions regarding loans for key management personnel employed by Nordea are decided in accordance with instructions issued by the Board of Directors. Loans to family members of key management personnel are granted on normal market terms, as well as loans to key management personnel who are not employees of Nordea. In Finland the employee interest rate for loans corresponds to Nordea's funding cost with a margin of 10 basis points up to EUR 400,000, and 30 basis points on the part that exceeds EUR 400,000.

The Group has not pledged any assets or other collateral or committed to contingent liabilities on behalf of any key management personnel.

**Note 8 Staff costs, cont.**

**Long Term Incentive Programmes**

Group	2013			2012		
	Matching Share	Performance Share I	Performance Share II	Matching Share	Performance Share I	Performance Share II
<b>Conditional Rights LTIP 2012</b>						
Outstanding at the beginning of year	207,861	497,861	207,861	-	-	-
Granted	7,816 <sup>1</sup>	19,603 <sup>1</sup>	7,816 <sup>1</sup>	210,430	502,999	210,430
Forfeited	-4,414	-8,828	-4,414	-2,569	-5,138	-2,569
<b>Outstanding at end of year</b>	<b>211,263</b>	<b>508,636</b>	<b>211,263</b>	<b>207,861</b>	<b>497,861</b>	<b>207,861</b>
- of which currently exercisable	-	-	-	-	-	-

Parent company	2013			2012		
	Matching Share	Performance Share I	Performance Share II	Matching Share	Performance Share I	Performance Share II
<b>Conditional Rights LTIP 2012</b>						
Outstanding at the beginning of year	202,784	484,654	202,784	-	-	-
Granted	7,621 <sup>1</sup>	19,009 <sup>1</sup>	7,621 <sup>1</sup>	205,353	489,792	205,353
Forfeited	-4,414	-8,828	-414	-2,569	-5,138	-2,569
<b>Outstanding at end of year</b>	<b>205,991</b>	<b>494,835</b>	<b>209,991</b>	<b>202,784</b>	<b>484,654</b>	<b>202,784</b>
- of which currently exercisable	-	-	-	-	-	-

Group	2013			2012		
	Matching Share	Performance Share I	Performance Share II	Matching Share	Performance Share I	Performance Share II
<b>Conditional Rights LTIP 2011</b>						
Outstanding at the beginning of year	149,531	299,062	149,531	154,236	308,472	154,236
Granted <sup>1</sup>	5,465	10,930	5,465	5,481	10,962	5,481
Transfer during the year	-	-	-	-6,347	-12,694	-6,347
Forfeited	-7,287	-14,574	-7,287	-3,839	-7,678	-3,839
<b>Outstanding at end of year</b>	<b>147,709</b>	<b>295,418</b>	<b>147,709</b>	<b>149,531</b>	<b>299,062</b>	<b>149,531</b>
- of which currently exercisable	-	-	-	-	-	-

Parent company	2013			2012		
	Matching Share	Performance Share I	Performance Share II	Matching Share	Performance Share I	Performance Share II
<b>Conditional Rights LTIP 2011</b>						
Outstanding at the beginning of year	146,011	292,022	146,011	150,845	301,690	150,845
Granted <sup>1</sup>	5,330	10,660	5,330	5,352	10,704	5,352
Transfer during the year	-	-	-	-6,347	-12,694	-6,347
Forfeited	-7,287	-14,574	-7,287	-3,839	-7,678	-3,839
<b>Outstanding at end of year</b>	<b>144,054</b>	<b>288,107</b>	<b>144,054</b>	<b>146,011</b>	<b>292,022</b>	<b>146,011</b>
- of which currently exercisable	-	-	-	-	-	-

Group	2013			2012		
	Matching Share	Performance Share I	Performance Share II	Matching Share	Performance Share I	Performance Share II
<b>Rights LTIP 2010</b>						
Outstanding at the beginning of year	153,128	306,256	153,128	162,974	325,948	162,974
Transfer during the year	-	-	-	-3,057	-6,114	-3,057
Forfeited	-5,032	-149,790	-86,481	-6,789	-13,578	-6,789
Allotted	-124,141	-131,156	-55,867	-	-	-
<b>Outstanding at end of year</b>	<b>23,955</b>	<b>25,310</b>	<b>10,780</b>	<b>153,128</b>	<b>306,256</b>	<b>153,128</b>
- of which currently exercisable	-	-	-	-	-	-

Parent company	2013			2012		
	Matching Share	Performance Share I	Performance Share II	Matching Share	Performance Share I	Performance Share II
<b>Rights LTIP 2010</b>						
Outstanding at the beginning of year	150,708	301,416	150,708	160,554	321,108	160,554
Transfer during the year	-	-	-	-3,057	-6,114	-3,057
Forfeited	-5,032	-147,507	-85,150	-6,789	-13,578	-6,789
Allotted	-121,721	-128,599	-54,778	-	-	-
<b>Outstanding at end of year</b>	<b>23,955</b>	<b>25,310</b>	<b>10,780</b>	<b>150,708</b>	<b>301,416</b>	<b>150,708</b>
- of which currently exercisable	-	-	-	-	-	-

<sup>1</sup> Granted rights are compensation for dividend on the underlying Nordea share during 2012.

**Note 8 Staff costs, cont.**

Group	2013			2012		
	A Rights	B-C Rights	D Rights	A Rights	B-C Rights	D Rights
<b>Rights LTIP 2009</b>						
Outstanding at the beginning of year	21,528	15,317	621	74,943	71,432	24,360
Forfeited	-	-	-	-7,359	-7,359	-7,359
Exercised <sup>2</sup>	-21,528	-15,317	-621	-46,056	-48,756	-16,380
<b>Outstanding at end of year</b>	<b>0</b>	<b>0</b>	<b>0</b>	<b>21,528</b>	<b>15,317</b>	<b>621</b>
- of which currently exercisable	0	0	0	21,528	15,317	621
<b>Parent company</b>						
<b>Rights LTIP 2009</b>						
Outstanding at the beginning of year	21,528	15,317	621	70,614	67,103	22,628
Forfeited	-	-	-	-7,359	-7,359	-7,359
Exercised <sup>2</sup>	-21,528	-15,317	-621	-41,727	-44,427	-14,648
<b>Outstanding at end of year</b>	<b>0</b>	<b>0</b>	<b>0</b>	<b>21,528</b>	<b>15,317</b>	<b>621</b>
- of which currently exercisable	0	0	0	21,528	15,317	621

<sup>2</sup> Weighted average share price during the exercise period amounts to EUR 8.63 (6.88).

Participation in the Long-Term Incentive Programmes (LTIPs) requires that the participants take direct ownership by investing in Nordea shares.

	LTIP 2012			LTIP 2011		
	Matching Share	Performance Share I	Performance Share II	Matching Share	Performance Share I	Performance Share II
Ordinary share per right	1.00	1.00	1.00	1.00	1.00	1.00
Exercise price, EUR	-	-	-	-	-	-
Grant date	13 May 2012	13 May 2012	13 May 2012	13 May 2011	13 May 2011	13 May 2011
Vesting period, months	36	36	36	36	36	36
Contractual life, months	36	36	36	36	36	36
Allotment	April/May 2015	April/May 2015	April/May 2015	April/May 2014	April/May 2014	April/May 2014
Fair value at grant date, EUR	6.31 <sup>1</sup>	6.31 <sup>1</sup>	2.28 <sup>1</sup>	7.61 <sup>1</sup>	7.61 <sup>1</sup>	2.75 <sup>1</sup>

	LTIP 2010			LTIP 2009		
	Matching Share	Performance Share I	Performance Share II	A Rights	B-C Rights	D Rights
Ordinary share per right	1.00	1.00	1.00	1.00	1.00	1.00
Exercise price, EUR	-	-	-	0.51	0.12	0.12
Grant date	13 May 2010	13 May 2010	13 May 2010	14 May 2009	14 May 2009	14 May 2009
Vesting period, months	36	36	36	24	24	24
Contractual life, months	36	36	36	48	48	48
Allotment/First day of exercise	April/May 2013	April/May 2013	April/May 2013	29 April 2011	29 April 2011	29 April 2011
Fair value at grant date, EUR	6.75	6.75	2.45	4.66	5.01	1.75

<sup>1</sup> The fair value has been recalculated due to dividend during the vesting period which the participants are compensated for through additional Matching and Performance Shares.

**Conditions and requirements**

For each ordinary share the participants lock in to the LTIPs, they are granted a conditional A-right/Matching Share to acquire or receive ordinary shares based on continued employment and the conditional B-D-rights/Performance Share I and II to acquire or receive additional ordinary shares based on fulfilment of certain performance conditions. The performance conditions for B- and C-rights and for Performance Share I comprise a target growth in risk adjusted profit per share (RAPPS) or a target in risk-adjusted return on capital at risk (RAROCAR). Should the reported earnings per share (EPS) be lower than a predetermined level the participants are not entitled to exercise any B- or C-rights or Performance Share I. The performance conditions for D-rights and for Performance Share II are market related and comprise growth in total shareholder return (TSR) in comparison with a peer group's TSR or a target in RAROCAR and in P/B-ranking compared to a peer group.

When the performance conditions are not fully fulfilled, the rights that are no longer exercisable are shown as forfeited in the previous tables, as well as shares forfeited due to participants leaving the Nordea Group.

The exercise price, where applicable, for the ordinary shares is adjusted for dividends, however never adjusted below a predetermined price. Furthermore the profit for each right is capped.

**Note 8 Staff costs, cont.**

	LTIP 2012	LTIP 2011	LTIP 2010	LTIP 2009 <sup>1</sup>
<b>Service condition, A-D-rights / Matching Share / Performance Share I and II</b>	Employed, with certain exemptions, within the Nordea Group during the three year vesting period.	Employed, with certain exemptions, within the Nordea Group during the three year vesting period.	Employed, with certain exemptions, within the Nordea Group during the three year vesting period.	Employed, with certain exemptions, within the Nordea Group during the two year vesting period.
<b>Performance condition, B-rights / Performance Share I</b>	Average RAROCAR during the period 2012 up to and including 2014. Full right to exercise will be obtained if the RAROCAR amounts to 17%.	Compound Annual Growth Rate in RAPPS from year 2010 (base year) to and including year 2013. Full allotment was obtained if the Compound Annual Growth Rate amounts to or exceed 10%.	Compound Annual Growth Rate in RAPPS from year 2009 (base year) to and including year 2012. Full right to exercise will be obtained if the Compound Annual Growth Rate amounts to or exceed 9%.	Increase in RAPPS 2009 compared to 2008. Full right to exercise was obtained if RAPPS increased by 8% or more.
<b>EPS knock out, B-rights/Performance Share I</b>	-	Average reported EPS for 2011-2013 lower than EUR 0.26.	Average reported EPS for 2010-2012 lower than EUR 0.26.	Reported EPS for 2009 lower than EUR 0.26.
<b>Performance condition, C-rights</b>	-	-	-	Increase in RAPPS 2010 compared to 2009. Full right to exercise was obtained if RAPPS increased by 8% or more.
<b>EPS knock out, C-rights</b>	-	-	-	Reported EPS for 2010 lower than EUR 0.26.
<b>Performance condition, D-rights/Performance Share II</b>	RAROCAR during the period 2012 up to and including 2014 and P/E-ranking year-end 2014 compared to a peer group. Full right to exercise will be obtained if the RAROCAR amounts to 14% and if Nordea's P/B-ranking is 1-5.	TSR during 2011-2013 in comparison to a peer group. Full right to exercise will be obtained if Nordea is ranked number 1-5.	TSR during 2010-2012 in comparison with a peer group. Full allotment was obtained if Nordea is ranked number 1-5.	TSR during 2009-2010 in comparison with a peer group. Full right to exercise was obtained if Nordea was ranked number 1.
<b>Cap</b>	The market value of the allotted shares is capped to the participants' annual salary for year-end 2011.	The market value of the allotted shares is capped to the participants' annual salary for year-end 2010.	The market value of the allotted shares is capped to the participants' annual salary for year-end 2009.	The profit per A-D-right is capped to EUR 9.59 per right.
<b>Dividend compensation</b>	The number of Matching Shares and Performance Shares will be adjusted for dividends on the underlying Nordea share during the vesting period, as if assuming that each dividend was used to immediately invest in additional Nordea shares.	The number of Matching Shares and Performance Shares will be adjusted for dividends on the underlying Nordea share during the vesting period, as if assuming that each dividend was used to immediately invest in additional Nordea shares.	-	The exercise price was adjusted for dividends during the exercise period, however never adjusted below EUR 0.10.

<sup>1</sup> RAPPS for the financial years 2008 and 2009, EPS knock out and the cap were in 2009 adjusted due to the financial effects of the new rights issue in 2009.

**Fair value calculations**

The fair value is measured through the use of generally accepted valuation models with the following input factors:

	LTIP 2012	LTIP 2011	LTIP 2010	LTIP 2009
Weighted average share price, EUR	6.70	8.39	6.88	5.79
Right life, years	3.0	3.0	3.0	2.5
Deduction of expected dividends	No	No	No	Yes
Risk free rate, %	Not applicable	Not applicable	Not applicable	1.84
Expected volatility, %	Not applicable	Not applicable	Not applicable	29

## Note 8 Staff costs, cont.

Expected volatility is based on historical values. As the exercise price (zero for LTIP 2012, LTIP 2011 and LTIP 2010) is significantly below the share price at grant date, the value has a limited sensitivity to expected volatility and risk-free interest. The fair value calculations are also based on estimated early exercise behaviour during the programme's exercise windows, however only applicable for LTIP 2009.

The value of the D-rights/Performance Share II are based on market related conditions and fulfilment of the TSR, RAROCAR and P/B targets have been taken into consideration when calculating the right's fair value at grant. When calculating the impact from the market conditions it has been assumed that all possible outcomes have equal possibilities. Also the caps in each programme have been taken into consideration when calculating the rights' fair value at grant. The adjustment to fair value is approximately 2-3% of the weighted average share price.

### Expenses for equity-settled share-based payment programmes<sup>1</sup>

#### Group

EURm	LTIP 2012	LTIP 2011	LTIP 2010	LTIP 2009
Expected expense for the whole programme	-3.2	-3.3	-2.5	-3.1
Maximum expense for the whole programme	-5.2	-3.8	-2.5	-3.1
Total expense during 2013	-1.0	-1.1	-0.5	-
Total expense during 2012	-0.7	-0.9	-0.3	-

#### Parent company

EURm	LTIP 2012	LTIP 2011	LTIP 2010	LTIP 2009
Expected expense for the whole programme	-3.1	-3.3	-2.4	-3.0
Maximum expense for the whole programme	-5.1	-3.7	-2.4	-3.0
Total expense during 2013	-1.0	-1.1	-0.5	-
Total expense during 2012	-0.6	-0.9	-0.3	-

<sup>1</sup> All amounts excluding social security contribution.

When calculating the expected expense an expected annual employee turnover of 5% has been used. The expected expense is recognised over the vesting period of 36 months (LTIP 2012, LTIP 2011 and LTIP 2010) and 24 months (LTIP 2009).

### Cash-settled share-based payment transactions

Nordea operates share-linked deferrals on parts of variable compensation for certain employee categories, indexed with Nordea Total Shareholder Returns (TSR) and either vesting after three years or vesting in equal instalments over a three to five year period. Since 2011 Nordea also operates TSR-linked retention on part of variable compensation for certain employee categories. The table below only includes deferred amounts indexed with Nordea TSR. Due to that the allocation of variable compensation is not finally decided during the current year, the deferred amount during the year in the table below relates to variable compensation earned the previous year.

In addition Nordea has during 2013 introduced the Executive Incentive Programme 2013 ("EIP 2013") which aims to strengthen Nordea's capability to retain and recruit the best talents. The aim is further to stimulate the managers and key employees whose efforts have direct impact on Nordea's result, profitability and long term value growth. EIP reward performance meeting agreed predetermined targets on Group, business unit and individual level. The effect on the long term result is to be considered when determining the targets. The EIP shall not exceed the fixed salary. EIP shall be paid in the form of cash and be subject to TSR-indexation, deferral, forfeiture clauses and retention as per relevant remuneration regulations. The main part of EIP 2013 is paid no earlier than autumn 2017. Participation in the programme is offered to up to 400 managers and key employees, except GEM who are instead offered a GEM EIP (further information about the GEM EIP can be found in the Annual Report of Nordea Bank AB (publ)), within the Nordea Group. EIP 2013 is offered instead of Nordea's LTIP and VSP for the invited employees. The allocation of the EIP 2013 is decided during spring 2014, and a reservation of EUR 4m incl. social costs was made in 2013 both in the Group and parent company. 80% of the allocated amount will be subject to TSR-indexation.

Further information regarding all deferred amounts can be found in the separate report on remuneration published on Nordea's homepage ([www.nordea.com](http://www.nordea.com)).

EURm	Share linked deferrals			
	Group	Parent company		
	2013	2012	2013	2012
Opening balance	3	1	3	1
Deferred/earned during the year	2	2	2	2
TSR indexation during the year	1	0	1	0
Payments during the year <sup>1</sup>	-2	0	-2	0
Translation differences	0	0	0	0
<b>Closing balance</b>	<b>4</b>	<b>3</b>	<b>4</b>	<b>3</b>

<sup>1</sup> There have been no adjustments due to forfeitures in 2013.

**Note 8 Staff costs, cont.****Average number of employees**

	Group		Parent company	
	2013	2012	2013	2012
Full-time employees	8,396	8,731	7,764	7,967
Part-time employees	541	538	495	485
<b>Total</b>	<b>8,937</b>	<b>9,269</b>	<b>8,259</b>	<b>8,452</b>
<b>Total number of employees (FTEs), end of period</b>	<b>7,981</b>	<b>8,252</b>	<b>7,440</b>	<b>7,516</b>

**Note 9 Other expenses**

EURm	Group		Parent company	
	2013	2012	2013	2012
Information technology <sup>1</sup>	-180	-150	-186	-170
Marketing and representation	-28	-31	-26	-28
Postage, transportation, telephone and office expenses	-43	-46	-36	-39
Rents, premises and real estate	-88	-92	-90	-91
Other <sup>2</sup>	-127	-128	-109	-116
<b>Total</b>	<b>-466</b>	<b>-447</b>	<b>-447</b>	<b>-444</b>

<sup>1</sup> Starting from March 2012 NBF outsourced its IT operations to Nordea Bank AB.

<sup>2</sup> Including fees and remuneration to auditors distributed as follows

**Auditors' fees**

EURm	Group		Parent company	
	2013	2012	2013	2012
<b>KPMG</b>				
Auditing assignments	-1	-1	-1	-1
Audit-related services	0	0	0	0
Tax advisory services	0	0	0	0
Other assignments	0	0	0	0
<b>Total</b>	<b>-1</b>	<b>-1</b>	<b>-1</b>	<b>-1</b>

**Note 10 Depreciation, amortisation and impairment charges of tangible and intangible assets**

EURm	Group		Parent company	
	2013	2012	2013	2012
<b>Depreciation/amortisation</b>				
<b>Property and equipment (Note 22)</b>				
Equipment	-21	-24	-15	-14
Buildings	0	0	0	0
<b>Intangible assets (Note 21)</b>				
Computer software	-15	-16	-15	-15
Other intangible assets	-2	-3	-1	-2
<b>Total</b>	<b>-38</b>	<b>-43</b>	<b>-31</b>	<b>-31</b>
<b>Impairment charges / Reversed impairment charges</b>				
<b>Property and equipment (Note 22)</b>				
Other impairment losses/reversals	-	-1	-	-1
<b>Intangible assets (Note 21)</b>				
Impairment other intangible assets	-2	-6	-2	-6
<b>Total</b>	<b>-2</b>	<b>-7</b>	<b>-2</b>	<b>-7</b>
<b>Total</b>	<b>-40</b>	<b>-50</b>	<b>-33</b>	<b>-38</b>

**Note 11 Net loan losses**

EURm	Group		Parent company	
	2013	2012	2013	2012
<b>Divided by class</b>				
Loans to credit institutions	0	0	0	0
- of which provisions	0	0	0	0
- of which reversals	0	0	0	0
Loans to the public	-56	-158	-46	-139
- of which provisions	-216	-264	-203	-241
- of which write-offs	-71	-159	-40	-124
- of which allowances used for covering write-offs	104	92	96	82
- of which reversals	103	146	93	135
- of which recoveries	24	27	8	9
Off-balance sheet items <sup>1</sup>	3	14	3	14
- of which provisions	-8	-5	-8	-5
- of which reversals	11	19	11	19
<b>Total</b>	<b>-53</b>	<b>-144</b>	<b>-43</b>	<b>-125</b>

**Specification**

Changes of allowance accounts in the balance sheet	-110	-104	-107	-93
- of which Loans, individually assessed <sup>2</sup>	-123	-176	-121	-166
- of which Loans, collectively assessed <sup>2</sup>	10	58	11	59
- of which Off-balance sheet items, individually assessed <sup>1</sup>	0	16	0	16
- of which Off-balance sheet items, collectively assessed <sup>1</sup>	3	-2	3	-2
Changes directly recognised in the income statement	57	-40	64	-32
- of which realised loan losses, individually assessed	33	-67	56	-41
- of which realised recoveries, individually assessed	24	27	8	9
<b>Total</b>	<b>-53</b>	<b>-144</b>	<b>-43</b>	<b>-125</b>

<sup>1</sup> Included in Note 32 Provisions as "Transfer risk, off-balance" and "Individually assessed guarantees and other commitments".

<sup>2</sup> Included in Note 13 Loans and impairment

**Key ratios**

	Group		Parent company	
	2013	2012	2013	2012
Loan loss ratio, basis points <sup>3</sup>	5	14	5	14
- of which individual	6	20	6	20
- of which collective	-1	-6	-1	-6

<sup>3</sup> Net loan losses (annualised) divided by opening balance of loans to the public (lending).

## Note 12 Taxes

### Income tax expense

EURm	Group		Parent company	
	2013	2012	2013	2012
Current tax	-285	-420	-239	-382
Deferred tax	0	-8	-4	-2
Bank tax in Finland <sup>1</sup>				
<b>Total</b>	<b>-285</b>	<b>-428</b>	<b>-243</b>	<b>-384</b>

<sup>1</sup> The Finnish bank tax was introduced in 2013 and is based on risk weighted assets rather than income. This tax is not included in the current- and deferred tax disclosures in this Note.

### Current and deferred tax recognised in Other comprehensive income

Deferred tax relating to available-for-sale investments	-4	-7	-4	-7
Deferred tax relating to cash flow hedges	2	24	2	11
Deferred tax relating to defined benefit plans	4	12	3	11
<b>Total</b>	<b>2</b>	<b>29</b>	<b>1</b>	<b>15</b>

The tax on the Group's operating profit differs from the theoretical amount that would arise using the tax rate of Finland as follows:

EURm	Group		Parent company	
	2013	2012	2013	2012
Profit before tax	1,113	1,609	1,023	1,500
Tax calculated at a tax rate of 24,5%	-273	-394	-251	-368
Income from associated undertakings	0	0	-	-
Other direct taxes	0	0	0	0
Tax-exempt income	3	10	31	25
Non-deductible expenses	-14	-5	-13	-1
Adjustments relating to prior years	6	-24	6	-25
Change of tax rate	8	0	-1	-
Not creditable foreign taxes	-15	-15	-15	-15
<b>Tax charge</b>	<b>-285</b>	<b>-428</b>	<b>-243</b>	<b>-384</b>

Average effective tax rate	26%	27%	24%	26%
----------------------------	-----	-----	-----	-----

Group EURm	Deferred tax assets		Deferred tax liabilities	
	2013	2012	2013	2012
<b>Deferred tax related to:</b>				
Tax losses carry-forward	0	0	-	-
Untaxed reserves	-	-	-	-
Loans to the public	18	20	53	58
Financial instruments	-2	6	-	-
Intangible assets	0	0	0	-
Property and equipment	2	3	-	-
Investment property	-	-	-	-
Retirement benefit assets/obligations	-27	-16	0	-
Hedge of net investments in foreign operations	-	-	-	-
Liabilities/provisions	14	24	-	0
<b>Total</b>	<b>5</b>	<b>37</b>	<b>53</b>	<b>58</b>



**Note 12 Taxes, cont.**

<b>Parent company</b>	Deferred tax assets		Deferred tax liabilities	
	2013	2012	2013	2012
EURm				
<b>Deferred tax related to:</b>				
Tax losses carry-forward	-	-	-	-
Loans to the public	16	18	-	-
Financial instruments	-2	6	-	-
Intangible assets	-	-	-	-
Property and equipment	2	3	-	-
Investment property	-	-	-	-
Retirement benefit assets/obligations	-27	-19	-	-
Liabilities/provisions	13	23	-	-
<b>Total</b>	<b>2</b>	<b>31</b>	<b>-</b>	<b>-</b>

EURm	Group		Parent company	
	31 Dec 2013	31 Dec 2012	31 Dec 2013	31 Dec 2012
<b>Movements in deferred tax assets/liabilities, net</b>				
Amount at beginning of year (net)	-22	-31	31	17
Deferred tax relating to items recognised in Other comprehensive income	-25	12	-24	11
Acquisitions and others	0	5	-1	5
Deferred tax in the income statement	-1	-8	-4	-2
<b>Amount at the end of the year (net)</b>	<b>-48</b>	<b>-22</b>	<b>2</b>	<b>31</b>

There were no unrecognised deferred tax assets in the Group nor in the parent company in 2013 or 2012.

There was no deferred tax relating to temporary differences associated with investments in group undertakings, associated undertakings and joint ventures.

Deferred income tax assets and liabilities are offset when there is a legally enforceable right to offset current tax assets against current tax liabilities, when the deferred tax income relates to the same fiscal authority.

## Note 13 Loans and impairment

	Total			
	Group		Parent company	
	31 Dec 2013	31 Dec 2012	31 Dec 2013	31 Dec 2012
EURm				
Loans, not impaired	148,377	136,523	147,523	135,684
Impaired loans	2,008	1,904	1,716	1,641
- of which performing	1,034	947	839	771
- of which non-performing	974	957	877	870
<b>Loans before allowances</b>	<b>150,385</b>	<b>138,427</b>	<b>149,239</b>	<b>137,325</b>
Allowances for individually assessed impaired loans	-714	-657	-644	-579
- of which performing	-421	-407	-355	-338
- of which non-performing	-293	-250	-289	-241
Allowances for collectively assessed impaired loans	-125	-178	-107	-161
<b>Allowances</b>	<b>-839</b>	<b>-835</b>	<b>-751</b>	<b>-740</b>
<b>Loans, carrying amount</b>	<b>149,546</b>	<b>137,592</b>	<b>148,488</b>	<b>136,585</b>
	Central banks and credit institutions			
	Group		Parent company	
	31 Dec 2013	31 Dec 2012	31 Dec 2013	31 Dec 2012
EURm				
Loans, not impaired	35,768	36,828	41,221	42,273
Impaired loans	24	24	24	24
- of which performing	-	-	-	-
- of which non-performing	24	24	24	24
<b>Loans before allowances</b>	<b>35,792</b>	<b>36,852</b>	<b>41,245</b>	<b>42,297</b>
Allowances for individually assessed impaired loans	-25	-25	-25	-25
- of which performing	-	-	-	-
- of which non-performing	-25	-25	-25	-25
Allowances for collectively assessed impaired loans	0	0	0	0
<b>Allowances</b>	<b>-25</b>	<b>-25</b>	<b>-25</b>	<b>-25</b>
<b>Loans, carrying amount</b>	<b>35,767</b>	<b>36,827</b>	<b>41,220</b>	<b>42,272</b>
	The public <sup>1</sup>			
	Group		Parent company	
	31 Dec 2013	31 Dec 2012	31 Dec 2013	31 Dec 2012
EURm				
Loans, not impaired	112,609	99,695	106,302	93,411
Impaired loans	1,984	1,880	1,692	1,617
- Performing	1,034	947	839	771
- Non-performing	950	933	853	846
<b>Loans before allowances</b>	<b>114,593</b>	<b>101,575</b>	<b>107,994</b>	<b>95,028</b>
Allowances for individually assessed impaired loans	-689	-632	-619	-554
- Performing	-421	-407	-355	-338
- Non-performing	-268	-225	-264	-216
Allowances for collectively assessed impaired loans	-125	-178	-107	-161
<b>Allowances</b>	<b>-814</b>	<b>-810</b>	<b>-726</b>	<b>-715</b>
<b>Loans, carrying amount</b>	<b>113,779</b>	<b>100,765</b>	<b>107,268</b>	<b>94,313</b>

<sup>1</sup> Finance leases, where the Nordea Group is a lessor, are included in Loans to the public, see Note 23 Leasing.

**Note 13** *Loans and impairment, cont.*

**Reconciliation of allowance accounts for impaired loans<sup>2</sup>**

EURm	Total					
	Group			Parent company		
	Individually assessed	Collectively assessed	Total	Individually assessed	Collectively assessed	Total
<b>Opening balance at 1 Jan 2013</b>	<b>-657</b>	<b>-178</b>	<b>-835</b>	<b>-579</b>	<b>-161</b>	<b>-740</b>
Provisions	-177	-39	-216	-167	-36	-203
Reversals	55	49	104	46	47	93
<b>Changes through the income statement</b>	<b>-122</b>	<b>10</b>	<b>-112</b>	<b>-121</b>	<b>11</b>	<b>-110</b>
Allowances used to cover write-offs	104	-	104	96	-	96
Translation differences	-39	43	4	-40	43	3
<b>Closing balance at 31 Dec 2013</b>	<b>-714</b>	<b>-125</b>	<b>-839</b>	<b>-644</b>	<b>-107</b>	<b>-751</b>
<b>Opening balance at 1 Jan 2012</b>	<b>-576</b>	<b>-236</b>	<b>-812</b>	<b>-495</b>	<b>-220</b>	<b>-715</b>
Provisions	-218	-46	-264	-199	-43	-242
Reversals	42	104	146	33	102	135
<b>Changes through the income statement</b>	<b>-176</b>	<b>58</b>	<b>-118</b>	<b>-166</b>	<b>59</b>	<b>-107</b>
Allowances used to cover write-offs	92	0	92	82	0	82
Translation differences	3	0	3	0	0	0
<b>Closing balance at 31 Dec 2012</b>	<b>-657</b>	<b>-178</b>	<b>-835</b>	<b>-579</b>	<b>-161</b>	<b>-740</b>

EURm	Central banks and credit institutions					
	Group			Parent company		
	Individually assessed	Collectively assessed	Total	Individually assessed	Collectively assessed	Total
<b>Opening balance at 1 Jan 2013</b>	<b>-25</b>	<b>0</b>	<b>-25</b>	<b>-25</b>	<b>0</b>	<b>-25</b>
Provisions	-	0	0	-	0	0
Reversals	-	0	0	-	0	0
<b>Changes through the income statement</b>	<b>0</b>	<b>0</b>	<b>0</b>	<b>0</b>	<b>0</b>	<b>0</b>
Allowances used to cover write-offs	-	-	-	-	-	-
Translation differences	-	-	-	-	-	-
<b>Closing balance at 31 Dec 2013</b>	<b>-25</b>	<b>0</b>	<b>-25</b>	<b>-25</b>	<b>0</b>	<b>-25</b>
<b>Opening balance at 1 Jan 2012</b>	<b>-25</b>	<b>0</b>	<b>-25</b>	<b>-25</b>	<b>0</b>	<b>-25</b>
Provisions	-	0	0	-	0	0
Reversals	-	0	0	-	0	0
<b>Changes through the income statement</b>	<b>-</b>	<b>0</b>	<b>0</b>	<b>-</b>	<b>0</b>	<b>0</b>
Allowances used to cover write-offs	-	-	-	-	-	-
Translation differences	-	-	-	-	-	-
<b>Closing balance at 31 Dec 2012</b>	<b>-25</b>	<b>0</b>	<b>-25</b>	<b>-25</b>	<b>0</b>	<b>-25</b>

EURm	The public					
	Group			Parent company		
	Individually assessed	Collectively assessed	Total	Individually assessed	Collectively assessed	Total
<b>Opening balance at 1 Jan 2013</b>	<b>-632</b>	<b>-178</b>	<b>-810</b>	<b>-554</b>	<b>-161</b>	<b>-715</b>
Provisions	-177	-39	-216	-167	-36	-203
Reversals	55	49	104	46	47	93
<b>Changes through the income statement</b>	<b>-122</b>	<b>10</b>	<b>-112</b>	<b>-121</b>	<b>11</b>	<b>-110</b>
Allowances used to cover write-offs	104	-	104	96	-	96
Translation differences	-39	43	4	-40	43	3
<b>Closing balance at 31 Dec 2013</b>	<b>-689</b>	<b>-125</b>	<b>-814</b>	<b>-619</b>	<b>-107</b>	<b>-726</b>
<b>Opening balance at 1 Jan 2012</b>	<b>-551</b>	<b>-236</b>	<b>-787</b>	<b>-470</b>	<b>-220</b>	<b>-690</b>
Provisions	-218	-46	-264	-199	-43	-242
Reversals	42	104	146	33	102	135
<b>Changes through the income statement</b>	<b>-176</b>	<b>58</b>	<b>-118</b>	<b>-166</b>	<b>59</b>	<b>-107</b>
Allowances used to cover write-offs	92	-	92	82	-	82
Translation differences	3	0	3	0	0	0
<b>Closing balance at 31 Dec 2012</b>	<b>-632</b>	<b>-178</b>	<b>-810</b>	<b>-554</b>	<b>-161</b>	<b>-715</b>

<sup>2</sup> See Note 11 Net loan losses

**Note 13 Loans and impairment, cont.****Allowances and provisions**

EURm	Total			
	Group		Parent company	
	31 Dec 2013	31 Dec 2012	31 Dec 2013	31 Dec 2012
Allowances for items in the balance sheet	-839	-835	-751	-740
Provisions for off balance sheet items	-30	-32	-30	-32
<b>Total allowances and provisions</b>	<b>-869</b>	<b>-867</b>	<b>-781</b>	<b>-772</b>

EURm	Central banks and credit institutions			
	Group		Parent company	
	31 Dec 2013	31 Dec 2012	31 Dec 2013	31 Dec 2012
Allowances for items in the balance sheet	-25	-25	-25	-25
Provisions for off balance sheet items	-7	-9	-7	-9
<b>Total allowances and provisions</b>	<b>-32</b>	<b>-34</b>	<b>-32</b>	<b>-34</b>

EURm	The public			
	Group		Parent company	
	31 Dec 2013	31 Dec 2012	31 Dec 2013	31 Dec 2012
Allowances for items in the balance sheet	-814	-810	-726	-715
Provisions for off balance sheet items	-23	-23	-23	-23
<b>Total allowances and provisions</b>	<b>-837</b>	<b>-833</b>	<b>-749</b>	<b>-738</b>

**Key ratios**

	Group		Parent company	
	31 Dec 2013	31 Dec 2012	31 Dec 2013	31 Dec 2012
Impairment rate, gross <sup>3</sup> , basis points	133	138	115	119
Impairment rate, net <sup>4</sup> , basis points	86	90	72	77
Total allowance rate <sup>5</sup> , basis points	56	60	50	54
Allowances in relation to impaired loans <sup>6</sup> , %	36	35	38	35
Total allowances in relation to impaired loans <sup>7</sup> , %	42	44	44	45
Non-performing loans, not impaired <sup>8</sup> , EURm	66	127	61	52

<sup>3</sup> Individually assessed impaired loans before allowances divided by total loans before allowances.

<sup>4</sup> Individually assessed impaired loans after allowances divided by total loans before allowances.

<sup>5</sup> Total allowances divided by total loans before allowances.

<sup>6</sup> Allowances for individually assessed impaired loans divided by individually assessed impaired loans before allowances.

<sup>7</sup> Total allowances divided by total impaired loans before allowances.

<sup>8</sup> Past due loans, not impaired due to future cash flows (included in Loans, not impaired).

#### Note 14 Interest-bearing securities

	Group		Parent company	
	31 Dec 2013	31 Dec 2012	31 Dec 2013	31 Dec 2012
EURm				
State and sovereigns	8,672	6,483	8,672	6,483
Municipalities and other public bodies	146	97	146	97
Mortgage institutions	12,353	9,004	12,353	9,004
Other credit institutions	10,766	12,849	10,766	12,849
Corporates	1,881	1,151	1,881	1,151
Corporates, sub-investment grade	428	234	428	234
Other	0	0	0	0
<b>Total</b>	<b>34,246</b>	<b>29,818</b>	<b>34,246</b>	<b>29,818</b>

#### Note 15 Financial instruments pledged as collateral

##### Financial instruments pledged as collateral

In repurchase transactions and in securities lending transactions, non-cash assets are transferred as collateral. When the counterpart receiving the collateral has the right to sell or repledge the assets, the assets are reclassified in the balance sheet to the item Financial instruments pledged as collateral.

	Group		Parent company	
	31 Dec 2013	31 Dec 2012	31 Dec 2013	31 Dec 2012
EURm				
Interest-bearing securities	9,739	8,078	9,739	8,078
<b>Total</b>	<b>9,739</b>	<b>8,078</b>	<b>9,739</b>	<b>8,078</b>

For information on transferred assets, see Note 43.

For information on reverse repos, see Note 43.

#### Note 16 Shares

	Group		Parent company	
	31 Dec 2013	31 Dec 2012	31 Dec 2013	31 Dec 2012
EURm				
Shares	56	92	56	89
Shares taken over for protection of claims	-	-	-	-
Fund units, equity related	592	614	591	614
Fund units, interest related	32	132	32	132
<b>Total</b>	<b>680</b>	<b>838</b>	<b>679</b>	<b>835</b>
- of which Financial instruments pledged as collateral (Note 15)	-	-	-	-
<b>Total</b>	<b>680</b>	<b>838</b>	<b>679</b>	<b>835</b>

## Note 17 Derivatives and hedge accounting

31 Dec 2013, EURm	Group			Parent company		
	Fair value Positive	Fair value Negative	Total nom. amount	Fair value Positive	Fair value Negative	Total nom. amount
<b>Derivatives held for trading</b>						
<b>Interest rate derivatives</b>						
Interest rate swaps	48,067	44,566	3,950,077	48,067	44,566	3,950,077
Futures and forwards	203	211	1,156,307	203	211	1,156,307
Options	8,406	8,261	583,111	8,406	8,261	583,111
<b>Total</b>	<b>56,676</b>	<b>53,038</b>	<b>5,689,495</b>	<b>56,676</b>	<b>53,038</b>	<b>5,689,495</b>
<b>Equity derivatives</b>						
Equity swaps	425	232	10,887	425	232	10,887
Futures and forwards	7	5	912	7	5	912
Options	546	695	15,871	546	695	15,871
<b>Total</b>	<b>978</b>	<b>932</b>	<b>27,670</b>	<b>978</b>	<b>932</b>	<b>27,670</b>
<b>Foreign exchange derivatives</b>						
Currency and interest rate swaps	9,804	10,670	797,916	9,804	10,670	797,916
Currency forwards	473	515	91,719	473	515	91,719
Options	185	150	21,228	185	150	21,228
<b>Total</b>	<b>10,462</b>	<b>11,335</b>	<b>910,863</b>	<b>10,462</b>	<b>11,335</b>	<b>910,863</b>
<b>Credit derivatives</b>						
Credit default swaps	1,337	1,361	60,889	1,337	1,361	60,889
Total rate of return swaps	-	-	-	-	-	-
<b>Total</b>	<b>1,337</b>	<b>1,361</b>	<b>60,889</b>	<b>1,337</b>	<b>1,361</b>	<b>60,889</b>
<b>Commodity derivatives</b>						
Swaps	105	92	2,125	105	92	2,125
Futures and forwards	11	10	762	11	10	762
Options	28	11	1,048	28	11	1,048
Other	-	-	-	-	-	-
<b>Total</b>	<b>144</b>	<b>113</b>	<b>3,935</b>	<b>144</b>	<b>113</b>	<b>3,935</b>
<b>Other derivatives</b>						
Options	13	14	431	13	14	431
Other	15	13	32	15	13	32
<b>Total</b>	<b>28</b>	<b>27</b>	<b>463</b>	<b>28</b>	<b>27</b>	<b>463</b>
<b>Total derivatives held for trading</b>	<b>69,625</b>	<b>66,806</b>	<b>6,693,315</b>	<b>69,625</b>	<b>66,806</b>	<b>6,693,315</b>

31 Dec 2013, EURm	Group			Parent company		
	Positive	Fair value Negative	Total nom. amount	Positive	Fair value Negative	Total nom. amount
<b>Derivatives used for hedge accounting</b>						
<b>Interest rate derivatives</b>						
Interest rate swaps	565	144	62,386	565	144	62,386
<b>Total</b>	<b>565</b>	<b>144</b>	<b>62,386</b>	<b>565</b>	<b>144</b>	<b>62,386</b>
<b>Foreign exchange derivatives</b>						
Currency and interest rate swaps	44	159	1,026	44	159	1,026
Currency forwards	-	-	-	-	-	-
<b>Total</b>	<b>44</b>	<b>159</b>	<b>1,026</b>	<b>44</b>	<b>159</b>	<b>1,026</b>
<b>Total derivatives used for hedge accounting</b>	<b>609</b>	<b>303</b>	<b>63,412</b>	<b>609</b>	<b>303</b>	<b>63,412</b>
<b>Total derivatives</b>	<b>70,234</b>	<b>67,109</b>	<b>6,756,727</b>	<b>70,234</b>	<b>67,109</b>	<b>6,756,727</b>

<sup>1</sup> of which cash flow hedges

<sup>1</sup> of which fair value hedges

<sup>2</sup> some cross currency interest rate swaps are used both as fair value hedges and as cash flow hedges and the nominal amounts are then reported on both lines

### Periods when hedged cashflows are expected to occur and when they are expected to affect the income statement

Group						Over
EURm	<1 year	1-3 years	3-5 years	5-10 years	10 years	
Cash inflows (assets)	-	-	-	-	-	-
Cash outflows (liabilities)	2,569	3,663	3,724	3,829		69
<b>Net cash flows</b>	<b>2,569</b>	<b>3,663</b>	<b>3,724</b>	<b>3,829</b>		<b>69</b>

**Note 17 Derivatives and hedge accounting, cont.**

31 Dec 2012, EURm	Group			Parent company		
	Fair value Positive	Fair value Negative	Total nom. amount	Fair value Positive	Fair value Negative	Total nom. amount
<b>Derivatives held for trading</b>						
<b>Interest rate derivatives</b>						
Interest rate swaps	89,987	86,528	3,744,280	89,987	86,528	3,744,280
Futures and forwards	352	397	1,421,573	352	397	1,421,573
Options	12,159	12,161	458,797	12,159	12,161	458,797
<b>Total</b>	<b>102,498</b>	<b>99,086</b>	<b>5,624,650</b>	<b>102,498</b>	<b>99,086</b>	<b>5,624,650</b>
<b>Equity derivatives</b>						
Equity swaps	242	241	9,654	242	241	9,654
Futures and forwards	2	2	286	2	2	286
Options	425	396	11,458	425	396	11,458
<b>Total</b>	<b>669</b>	<b>639</b>	<b>21,398</b>	<b>669</b>	<b>639</b>	<b>21,398</b>
<b>Foreign exchange derivatives</b>						
Currency and interest rate swaps	11,377	13,599	846,588	11,377	13,599	846,588
Currency forwards	429	735	81,304	429	735	81,304
Options	200	213	26,288	200	213	26,288
<b>Total</b>	<b>12,006</b>	<b>14,547</b>	<b>954,180</b>	<b>12,006</b>	<b>14,547</b>	<b>954,180</b>
<b>Credit derivatives</b>						
Credit default swaps	637	655	47,053	637	655	47,053
Total rate of return swaps	-	-	-	-	-	-
<b>Total</b>	<b>637</b>	<b>655</b>	<b>47,053</b>	<b>637</b>	<b>655</b>	<b>47,053</b>
<b>Commodity derivatives</b>						
Swaps	493	434	5,694	493	434	5,694
Futures and forwards	5	26	600	5	26	600
Options	30	28	1,534	30	28	1,534
Other	-	-	-	-	-	-
<b>Total</b>	<b>528</b>	<b>488</b>	<b>7,828</b>	<b>528</b>	<b>488</b>	<b>7,828</b>
<b>Other derivatives</b>						
Options	10	8	254	10	8	254
Other	23	14	57	23	14	57
<b>Total</b>	<b>33</b>	<b>22</b>	<b>311</b>	<b>33</b>	<b>22</b>	<b>311</b>
<b>Total derivatives held for trading</b>	<b>116,371</b>	<b>115,437</b>	<b>6,655,420</b>	<b>116,371</b>	<b>115,437</b>	<b>6,655,420</b>

31 Dec 2012, EURm	Group			Parent company		
	Fair value Positive	Fair value Negative	Total nom. amount	Fair value Positive	Fair value Negative	Total nom. amount
<b>Derivatives used for hedge accounting</b>						
<b>Interest rate derivatives</b>						
Interest rate swaps	775	211	38,886	775	211	38,886
<b>Total</b>	<b>775</b>	<b>211</b>	<b>38,886</b>	<b>775</b>	<b>211</b>	<b>38,886</b>
<b>Foreign exchange derivatives</b>						
Currency and interest rate swaps	67	188	2,569	67	188	2,569
Currency forwards	-	-	-	-	-	-
<b>Total</b>	<b>67</b>	<b>188</b>	<b>2,569</b>	<b>67</b>	<b>188</b>	<b>2,569</b>
<b>Total derivatives used for hedge accounting</b>	<b>842</b>	<b>399</b>	<b>41,455</b>	<b>842</b>	<b>399</b>	<b>41,455</b>
<b>Total derivatives</b>	<b>117,213</b>	<b>115,836</b>	<b>6,696,875</b>	<b>117,213</b>	<b>115,836</b>	<b>6,696,875</b>

**Periods when hedged cashflows are expected to occur and when they are expected to affect the income statement**

Group						Over
EURm	<1 year	1-3 years	3-5 years	5-10 years	10 years	
Cash inflows (assets)	-	-	-	-	-	-
Cash outflows (liabilities)	-	-5,092	-4,301	-3,084	-	-70
<b>Net cash flows</b>	-	<b>-5,092</b>	<b>-4,301</b>	<b>-3,084</b>	-	<b>-70</b>

#### Note 18 Fair value changes of the hedged items in portfolio hedge of interest rate risk

Assets	Group		Parent company	
	31 Dec 2013	31 Dec 2012	31 Dec 2013	31 Dec 2012
EURm				
Carrying amount at beginning of year	124	138	124	138
Changes during the year				
- Revaluation of hedged items	-66	-14	-66	-14
<b>Carrying amount at end of year</b>	<b>58</b>	<b>124</b>	<b>58</b>	<b>124</b>

Liabilities	Group		Parent company	
	31 Dec 2013	31 Dec 2012	31 Dec 2013	31 Dec 2012
EURm				
Carrying amount at beginning of year	637	195	637	195
Changes during the year				
- Revaluation of hedged items	-268	442	-268	442
<b>Carrying amount at end of year</b>	<b>369</b>	<b>637</b>	<b>369</b>	<b>637</b>

The carrying amount at end of year represents accumulated changes in the fair value for those repricing time periods in which the hedged item is an asset respectively a liability. When the hedged item is an asset, the change in the fair value of the hedged item is presented within assets and when the hedged item is a liability, the change is presented as a liability.

#### Note 19 Investments in group undertakings

Parent company	31 Dec	31 Dec
	2013	2012
EURm		
Acquisition value at beginning of year	373	370
Acquisitions / capital contributions during the year	7	3
Sales during the year	-4	-
Translation differences	0	0
<b>Acquisition value at end of year</b>	<b>376</b>	<b>373</b>
Accumulated impairment charges at beginning of year	-	-
Impairment charges during the year	-	-
Translation differences	-	-
<b>Accumulated impairment charges at end of year</b>	<b>-</b>	<b>-</b>
<b>Total</b>	<b>376</b>	<b>373</b>



**Note 19 Investments in group undertakings, cont.****Specification**

This specification includes all directly owned group undertakings and major group undertakings to the directly owned companies.

**Group**

31 Dec 2013	Number of shares	Carrying amount 2013 EURm	Carrying amount 2012 EURm	Voting power of holding, %	Domicile	Business ID
<i>Domestic</i>						
Credit institutions						
Nordea Finance Finland Ltd	1,000,000	306	306	100.0	Espoo	0112305-3
Financial institutions						
Tukirahoitus Oy <sup>1</sup>	672	7	7	100.0	Espoo	0677131-6
Real estate companies						
Kiinteistö Oy Tampereen Kirkkokatu 7 <sup>1</sup>	280	50	50	100.0	Tampere	0819781-3
Kiinteistö Oy Levytie 6 <sup>1</sup>	147	12	18	100.0	Helsinki	0818921-5
Kiinteistö Oy Lahden Aleksanterinkatu 19-21 <sup>1,2</sup>	-	-	10	100.0	Lahti	0150108-5
Other companies						
Fidenta Oy <sup>3</sup>	-	-	0	-	Espoo	0988412-1
<i>International</i>						
Financial institutions						
Nordea Finance Polska S.A <sup>1</sup>	19,690,000	0	0	100.0	Warsaw	PL5861944082
Nordea Finance Estonia Ltd <sup>1</sup>	60,000	6	6	100.0	Tallinn	EE100212426
Nordea Finance Latvia Ltd <sup>1</sup>	1,100	4	4	100.0	Riga	LV40003348054
Nordea Finance Lithuania Ltd <sup>1</sup>	6,540	4	4	100.0	Vilnius	LT111667277
Nordea Securities Holding (U.K.) Ltd	49,010,000	2	2	100.0	London	01803666
Real estate companies						
Promano Est OÜ	1	10	10	100.0	Tallinn	11681888
Promano Lit UAB	34,528	10	10	100.0	Vilnius	302423219
SIA Promano Lat	21,084	30	30	100.0	Riga	40103235197
SIA Realm	7,030	10	10	100.0	Riga	50103278681
Other subsidiaries included in the consolidated financial statements; total assets of less than EUR 10m				Carrying amount of shares EURm	Total assets EURm	
Real estate companies		7	11	13		
Other companies		9	7	86		

<sup>1</sup> Indirect holding through Nordea Finance Finland Ltd, a subsidiary of Nordea Bank Finland Plc.

<sup>2</sup> Sold in March 2013

<sup>3</sup> Merged to Nordea Bank Finland Plc in December 2013

The parent company of Nordea Bank Finland Plc is Nordea Bank AB (publ) domiciled in Stockholm, registration number 516406-0120. The Annual Report 2013 of Nordea Bank AB (publ) may be down-loaded on the Internet at [www.nordea.com](http://www.nordea.com) and is available from Nordea Group Investor Relations, SE 105 71 Stockholm, Sweden. The Annual Report 2013 of the Nordea Group is also available at branches of Nordea Bank Finland Plc.

**Group****Special Purpose Entities (SPEs) – Consolidated**

6 SPEs have been setup in the Baltics to acquire assets from commercial customers. The total consolidated value of these assets is EUR 2m (13).

## Note 20 Investments in associated undertakings

EURm	Group		Parent company	
	31 Dec 2013	31 Dec 2012	31 Dec 2013	31 Dec 2012
Acquisition value at beginning of year	80	81	43	43
Acquisitions during the year	1	-	-	-
Sales during the year	-	-	-	-
Share in earnings	8	18	-	-
Dividend received	-27	-19	-	-
Reclassifications	-1	1	-	-
Translation differences	-	-	-	-
<b>Acquisition value at end of year</b>	<b>61</b>	<b>81</b>	<b>43</b>	<b>43</b>
Accumulated impairment charges at beginning of year	-2	-2	-9	-9
Reversed impairment charges during the year	-	-	-	-
Impairment charges during the year	-	-	-	-
Impairment charges reclassifications during the year	-	0	-	-
Translation differences	0	0	-	-
<b>Accumulated impairment charges at end of year</b>	<b>-2</b>	<b>-2</b>	<b>-9</b>	<b>-9</b>
<b>Total</b>	<b>59</b>	<b>79</b>	<b>34</b>	<b>34</b>

Nordea Bank Finland Plc's and Nordea Bank Finland Group's associated undertakings' aggregated balance sheets and income statements can be summarised as follows:

EURm	31 Dec 2013	31 Dec 2012
Total assets	242	274
Total liabilities	162	175
Operating income	52	84
Operating profit	10	33

Nordea Bank Finland Plc's and Nordea Bank Finland Group's share of contingent liabilities and commitments in favour of associated undertakings of Nordea Bank Finland Group amounts to EUR 83m (84), of which the unused portion of approved overdraft facilities is EUR 63m (64).

### Group

31 Dec 2013	Business ID	Domicile	Carrying amount 2013, EURm	Carrying amount 2012, EURm	Voting power of holding %
Automatia Pankkiautomaatit Oy	0974651-1	Helsinki	8	8	33.3
Fenestra Oy <sup>1</sup>	0177676-7	Vantaa	0	0	9.9
NF Fleet Oy	2006935-5	Espoo	3	2	20.0
UAB ALD Automotive, Lithuania	300156575	Vilnius	1	1	25.0
ALD Automotive Eesti AS, Estonia	11094435	Tallin	1	1	25.0
ALD Automotive SIA, Latvia	50003825931	Riga	1	1	25.0
Oy Realinvest Ab	0680035-9	Helsinki	0	0	49.3
Realia Holding Oy	2106796-8	Helsinki	20	20	25.0
Securus Oy	0742429-5	Helsinki	0	0	35.2
Suomen Luotto-osuuskunta	0201646-0	Helsinki	25	46	27.3
<b>Total</b>			<b>59</b>	<b>79</b>	

<sup>1</sup> Nordea Bank Finland Plc holds currently convertible bonds which, if converted, would give Nordea Bank Finland significant influence over the entity.

### Parent company

31 Dec 2013	Business ID	Domicile	Carrying amount 2013, EURm	Carrying amount 2012, EURm	Voting power of holding %
Automatia Pankkiautomaatit Oy	0974651-1	Helsinki	5	5	33.3
Fenestra Oy <sup>1</sup>	0177676-7	Vantaa	0	0	9.9
Realia Holding Oy	2106796-8	Helsinki	20	20	25.0
Oy Realinvest Ab	0680035-9	Helsinki	0	0	49.3
Securus Oy	0742429-5	Helsinki	0	0	35.2
Suomen Luotto-osuuskunta	0201646-0	Helsinki	9	9	27.3
<b>Total</b>			<b>34</b>	<b>34</b>	

<sup>1</sup> Nordea Bank Finland Plc holds currently convertible bonds which, if converted, would give Nordea Bank Finland significant influence over the entity.

## Note 21 Intangible assets

EURm	Group		Parent Company	
	31 Dec 2013	31 Dec 2012	31 Dec 2013	31 Dec 2012
<b>Other intangible assets</b>				
Computer software	94	100	97	105
Other intangible assets	6	8	1	1
<b>Other intangible assets, total</b>	<b>100</b>	<b>108</b>	<b>98</b>	<b>106</b>
<b>Intangible assets, total</b>	<b>100</b>	<b>108</b>	<b>98</b>	<b>106</b>

	Group		Parent company	
	31 Dec 2013	31 Dec 2012	31 Dec 2013	31 Dec 2012
<b>Computer software</b>				
Acquisition value at beginning of year	156	130	163	136
Acquisitions during the year	11	26	9	30
Sales/disposals during the year	-	0	-	-
Reclassifications	-1	0	-1	-3
Translation differences	0	0	-	-
<b>Acquisition value at end of year</b>	<b>166</b>	<b>156</b>	<b>171</b>	<b>163</b>
Accumulated amortisation at beginning of year	-50	-34	-52	-36
Amortisation according to plan for the year	-15	-16	-15	-15
Accumulated amortisation on sales/disposals during the year	-	-	-	-
Reclassifications	1	0	1	-1
Translation differences	-	-	-	-
<b>Accumulated amortisation at end of year</b>	<b>-64</b>	<b>-50</b>	<b>-66</b>	<b>-52</b>
Accumulated impairment charges at beginning of year	-6	-	-6	-
Impairment charges during the year	-2	-6	-2	-6
<b>Accumulated impairment charges at end of year</b>	<b>-8</b>	<b>-6</b>	<b>-8</b>	<b>-6</b>
<b>Total</b>	<b>94</b>	<b>100</b>	<b>97</b>	<b>105</b>

	Group		Parent Company	
	31 Dec 2013	31 Dec 2012	31 Dec 2013	31 Dec 2012
<b>Other intangible assets</b>				
Acquisition value at beginning of year	21	20	7	11
Acquisitions during the year	-	2	-	0
Sales/disposals during the year	-	-1	-	-
Reclassifications	-1	0	-2	-4
Translation differences	0	0	-	-
<b>Acquisition value at end of year</b>	<b>20</b>	<b>21</b>	<b>6</b>	<b>7</b>
Accumulated amortisation at beginning of year	-13	-10	-6	-8
Amortisation according to plan for the year	-2	-3	-1	-2
Accumulated amortisation on sales/disposals during the year	-	0	-	-
Reclassifications	1	0	2	4
Translation differences	0	0	-	-
<b>Accumulated amortisation at end of year</b>	<b>-14</b>	<b>-13</b>	<b>-5</b>	<b>-6</b>
Accumulated impairment charges at beginning of year	0	0	-	-
Impairment charges during the year	-	0	-	-
<b>Accumulated impairment charges at end of year</b>	<b>0</b>	<b>0</b>	<b>-</b>	<b>-</b>
<b>Total</b>	<b>6</b>	<b>8</b>	<b>1</b>	<b>1</b>

## Note 22 Property and equipment

EURm	Group		Parent company	
	31 Dec 2013	31 Dec 2012	31 Dec 2013	31 Dec 2012
Property and equipment	94	96	74	59
- of which buildings for own use	2	2	1	1
<b>Total</b>	<b>94</b>	<b>96</b>	<b>74</b>	<b>59</b>
<b>Equipment</b>				
Acquisition value at beginning of year	243	263	181	177
Acquisitions during the year	59	45	56	29
Sales/disposals during the year	-26	-27	-	-
Reclassifications	-36	-38	-32	-25
Translation differences	-1	0	-	-
<b>Acquisition value at end of year</b>	<b>239</b>	<b>243</b>	<b>205</b>	<b>181</b>
Accumulated depreciation at beginning of year	-148	-142	-122	-110
Accumulated depreciation on sales/disposals during the year	17	16	-	-
Reclassifications	4	2	5	2
Depreciation according to plan for the year	-21	-24	-15	-14
Translation differences	1	0	-	-
<b>Accumulated depreciation at end of year</b>	<b>-147</b>	<b>-148</b>	<b>-132</b>	<b>-122</b>
Accumulated impairment charges at beginning of year	-1	0	-1	-
Impairment charges during the year	-	-1	-	-1
Reclassifications	1	-	1	-
<b>Accumulated impairment charges at end of year</b>	<b>0</b>	<b>-1</b>	<b>0</b>	<b>-1</b>
<b>Total</b>	<b>92</b>	<b>94</b>	<b>73</b>	<b>58</b>
<b>Land and buildings</b>				
Acquisition value at beginning of year	4	5	3	4
Acquisitions during the year	-	-	-	-
Sales/disposals during the year	-	-1	-	-1
Reclassifications	-	-	-	-
<b>Acquisition value at end of year</b>	<b>4</b>	<b>4</b>	<b>3</b>	<b>3</b>
Accumulated depreciation at beginning of year	-2	-2	-2	-2
Accumulated depreciation on sales/disposals during the year	-	-	-	-
Depreciation according to plan for the year	0	0	0	0
<b>Accumulated depreciation at end of year</b>	<b>-2</b>	<b>-2</b>	<b>-2</b>	<b>-2</b>
<b>Total</b>	<b>2</b>	<b>2</b>	<b>1</b>	<b>1</b>

## Note 23 Leasing

### NBF as a lessor

#### Finance leases

Nordea Bank Finland Group owns assets leased to customers under finance lease agreements. Finance lease agreements are reported as receivables from the lessee included in "Loans to the public" (see Note 13) at an amount equal to the net investment in the lease. The leased assets mainly comprise vehicles, machinery and other equipment.

Reconciliation of gross investments and present value of future minimum lease payments:

EURm	Group	
	31 Dec 2013	31 Dec 2012
Gross investments	2,596	2,509
Less unearned finance income	-139	-130
<b>Net investments in finance leases</b>	<b>2,457</b>	<b>2,379</b>
Less unguaranteed residual values accruing to the benefit of the lessor	-73	-81
<b>Present value of future minimum lease payments receivable</b>	<b>2,384</b>	<b>2,298</b>
Accumulated allowance for uncollectible minimum lease payments receivable	10	5

As of 31 December 2013 the gross investment and the net investment by remaining maturity was distributed as follows:

EURm	Group	
	31 Dec 2013 Gross investment	31 Dec 2013 Net investment
2013	810	804
2014	737	651
2015	496	472
2016	297	287
2017	172	168
Later years	83	75
<b>Total</b>	<b>2,596</b>	<b>2,457</b>

#### Operating leases

Assets subject to operating leases mainly comprise vehicles and other equipment. In the balance sheet they are reported as tangible assets.

**Note 23 Leasing, cont.**

Under non-cancellable operating leases, the future minimum lease payments receivables are distributed as follows:

EURm	Group	
	31 Dec 2013	31 Dec 2012
2013	2	6
2014	1	2
2015	1	1
2016	0	0
2017	0	0
Later years	0	0
<b>Total</b>	<b>4</b>	<b>9</b>

**NBF as a lessee****Finance leases**

Nordea Bank Finland Group has only to a minor extent entered into finance lease agreements. The carrying amount of assets subject to finance leases amounts to EUR 0m (0).

**Operating leases**

Nordea Bank Finland Group has entered into operating lease agreements for premises and office equipment.

	Group		Parent company	
	31 Dec 2013	31 Dec 2012	31 Dec 2013	31 Dec 2012
<b>Leasing expenses during the year, EURm</b>				
Leasing expenses during the year	-66	-59	-69	-72
- of which minimum lease payments	-65	-59	-69	-72
- of which contingent rents	0	-1	-	-
Leasing income during the year regarding sublease payments	-	-	-	-

Future minimum lease payments under non-cancellable operating leases amounted to and are distributed as follows:

EURm	Group	Parent company
	31 Dec 2013	31 Dec 2013
2013	66	66
2014	45	45
2015	31	31
2016	25	24
2017	21	21
Later years	108	107
<b>Total</b>	<b>296</b>	<b>294</b>

**Note 24 Investment property**

Movement in the balance sheet	Group		Parent company	
	31 Dec	31 Dec	31 Dec	31 Dec
EURm	2013	2012	2013	2012
Carrying amount at beginning of year	104	71	10	10
Acquisitions during the year	29	34	2	0
Sales/disposals during the year	-20	-1	-4	0
Net result from fair value adjustments	0	0	-	-
<b>Carrying amount at end of year</b>	<b>113</b>	<b>104</b>	<b>8</b>	<b>10</b>

**Amounts recognised in the income statement<sup>1</sup>**

EURm	2013	2012	2013	2012
Rental income	1	1	1	1
Direct operating expenses that generate rental income	-3	-3	-3	-3
Direct operating expenses that did not generate rental income	-1	-	-1	-
<b>Total</b>	<b>-3</b>	<b>-2</b>	<b>-3</b>	<b>-2</b>

<sup>1</sup>Together with fair value adjustments included in Net result from items at fair value.

Market value	113	104	8	10
--------------	-----	-----	---	----

**Note 25 Other assets**

EURm	Group		Parent company	
	31 Dec	31 Dec	31 Dec	31 Dec
EURm	2013	2012	2013	2012
Claims on securities settlement proceeds	906	1,109	905	1,109
Cash/ margin receivables	6,607	8,370	6,607	8,370
Other	764	841	721	799
<b>Total</b>	<b>8,277</b>	<b>10,320</b>	<b>8,233</b>	<b>10,278</b>

**Note 26 Prepaid expenses and accrued income**

EURm	Group		Parent company	
	31 Dec	31 Dec	31 Dec	31 Dec
EURm	2013	2012	2013	2012
Accrued interest income	313	339	308	335
Other accrued income	248	617	69	435
Prepaid expenses	11	13	9	7
<b>Total</b>	<b>572</b>	<b>969</b>	<b>386</b>	<b>777</b>

**Note 27 Deposits by credit institutions**

EURm	Group		Parent company	
	31 Dec	31 Dec	31 Dec	31 Dec
EURm	2013	2012	2013	2012
Central banks	5,780	2,326	5,780	2,326
Other banks	60,908	44,331	60,796	44,218
Other credit institutions	12,738	28,009	12,739	28,009
<b>Total</b>	<b>79,426</b>	<b>74,666</b>	<b>79,315</b>	<b>74,553</b>

## Note 28 Deposits and borrowings from the public

	Group		Parent company	
	31 Dec 2013	31 Dec 2012	31 Dec 2013	31 Dec 2012
EURm				
Deposits from the public	53,983	53,285	53,992	53,308
Borrowings from the public	26,926	16,927	26,916	16,916
<b>Total</b>	<b>80,909</b>	<b>70,212</b>	<b>80,908</b>	<b>70,224</b>

Deposits are defined as funds in deposit accounts covered by the government deposit guarantee but also including amounts in excess of the individual amount limits.

## Note 29 Debt securities in issue

	Group		Parent company	
	31 Dec 2013	31 Dec 2012	31 Dec 2013	31 Dec 2012
EURm				
Certificates of deposit	16,408	18,726	16,408	18,726
Commercial papers	7,122	9,650	7,122	9,650
Bond loans <sup>1</sup>	23,600	20,623	23,600	20,623
<b>Total</b>	<b>47,130</b>	<b>48,999</b>	<b>47,130</b>	<b>48,999</b>

<sup>1</sup> Of which Finnish covered bonds EUR 15,473m (12,362).

## Note 30 Other liabilities

	Group		Parent company	
	31 Dec 2013	31 Dec 2012	31 Dec 2013	31 Dec 2012
EURm				
Liabilities on securities settlement proceeds	665	1,577	665	1,577
Sold, not held, securities	10,405	5,151	10,405	5,151
Accounts payable	60	83	40	42
Cash/margin payables	5,872	5,802	5,872	5,802
Other	1,853	1,626	1,705	1,452
<b>Total</b>	<b>18,855</b>	<b>14,239</b>	<b>18,687</b>	<b>14,024</b>

## Note 31 Accrued expenses and prepaid income

	Group		Parent company	
	31 Dec 2013	31 Dec 2012	31 Dec 2013	31 Dec 2012
EURm				
Accrued interest	303	345	303	345
Other accrued expenses	413	523	302	328
Prepaid income	150	78	63	71
<b>Total</b>	<b>866</b>	<b>946</b>	<b>668</b>	<b>744</b>



## Note 32 Provisions

EURm	Group		Parent company	
	31 Dec 2013	31 Dec 2012	31 Dec 2013	31 Dec 2012
Reserve for restructuring costs	26	33	26	33
Transfer risks, off-balance	9	11	9	11
Individually assessed, guarantees and other commitments	21	21	21	21
Tax	1	1	-	-
Other	15	17	11	14
<b>Total</b>	<b>72</b>	<b>83</b>	<b>67</b>	<b>79</b>

### Movement in the balance sheet:

EURm	Restructuring	Transfer risks	Off-balance sheet	Tax	Other	Total
At the beginning of year	33	11	21	1	17	83
New provisions made	1	3	5	-	0	9
Provisions utilised	-8	-	-	0	-2	-10
Reversals	0	-5	-5	-	-	-10
Reclassifications	-	-	-	-	-	-
Translation differences	-	-	-	-	-	-
<b>At the end of year</b>	<b>26</b>	<b>9</b>	<b>21</b>	<b>1</b>	<b>15</b>	<b>72</b>

Provisions for restructuring costs amounts to EUR 26m of which EUR 24m is related to redundancy packages and EUR 2m to redundant premises. The restructuring activities have mainly been launched to reach the anticipated cost efficiency and profitability, and as a part of this Nordea plans to reduce the number of employees, partly through close down of branches. Approximately a half of the provision is expected to be used during 2014. As with any other provision there is an uncertainty around timing and amount, which is expected to be decreased as the plan is being executed during 2014.

Provision for Transfer risk of EUR 9m is related to off-balance sheet items. Transfer risk relating to loans is included in the item Allowances for collectively assessed impaired loans in Note 13. Provision for Transfer risk is depending on the volume of business with different countries.

Loan loss provisions for individually assessed, guarantees and other commitments amounted to EUR 21m.

Other provisions refer to the following provisions: Rental liabilities EUR 1m (of which a half is expected to be settled during 2014), provision for environmental and property-related obligations of EUR 3m (not expected to be settled during 2014) and other provisions amounting to EUR 11m (of which 7m expected to be settled during 2014).

### Parent company

EURm	Restructuring	Transfer risks	Off-balance sheet	Other	Total
At beginning of year	33	11	21	14	79
New provisions made	1	3	5	-	9
Provisions utilised	-8	-	-	-3	-11
Reversals	0	-5	-5	-	-10
Translation differences	-	-	-	-	-
<b>At the end of year</b>	<b>26</b>	<b>9</b>	<b>21</b>	<b>11</b>	<b>67</b>

Provisions for restructuring costs amounts to EUR 26m of which EUR 24m is related to redundancy packages and EUR 2m to redundant premises. The restructuring activities have mainly been launched to reach the anticipated cost efficiency and profitability, and as a part of this Nordea plans to reduce the number of employees, partly through close down of branches. Approximately a half of the provision is expected to be used during 2014. As with any other provision there is an uncertainty around timing and amount, which is expected to be decreased as the plan is being executed during 2014.

Provision for Transfer risk of EUR 9m is related to off-balance sheet items. Transfer risk relating to loans is included in the item Allowances for collectively assessed impaired loans in Note 13. Provision for Transfer risk is depending on the volume of business with different countries.

Loan loss provisions for individually assessed, guarantees and other commitments amounted to EUR 21m.

Other provisions refer to the following provisions: Rental liabilities EUR 1m (of which a half is expected to be settled during 2014), provision for environmental and property-related obligations of EUR 3m (not expected to be settled during 2014) and other provisions amounting to EUR 7m (total amount expected to be settled during 2014).

### Note 33 Retirement benefit obligations

EURm	Group		Parent company	
	31 Dec 2013	31 Dec 2012	31 Dec 2013	31 Dec 2012
Defined benefit plans, net	-112	-30	-111	-34
<b>Total</b>	<b>-112</b>	<b>-30</b>	<b>-111</b>	<b>-34</b>

NBF has various pension plans, which are classified both as defined benefit plans as well as defined contribution plans. IAS 19 secures that the pension obligations net of plan assets backing these obligations is reflected on the Group's balance sheet. The defined benefit plans in Finland are closed to new employees and instead, pensions for new employees are based on defined contribution (DCP) arrangements. The plans for the foreign branches are also mainly defined contribution plans. The existing defined benefit plans in London and New York are closed to new employees. Defined contribution plans are not reflected on the balance sheet except when earned pension rights have not yet been paid for.

The pension plans are structured in accordance with local regulations, legislations and local practice. Plan assets are generally held in a separate pension fund or foundation. Minimum funding requirements differ between plans but generally the pension obligation measured using local requirements shall be covered in full or with a predetermined surplus.

The most significant of the Finnish plans is the Nordea Pension Foundation. The Nordea Pension Foundation was formed when the Pension Fund (UBF) assigned its liabilities to the Pension Foundation (KOP) on 31 August 2013. At the same time, the Pension Fund surrendered its insurance operations and other assets and liabilities to the Pension Foundation. The Pension Fund was placed in liquidation on 1 September 2013. The name of the Pension foundation (KOP) was changed to Nordea Pension Foundation. After this assignment of liability the Pension Foundation repurchased on 30 December 2013 from Nordea Life Assurance Finland Ltd the pensions and paid-up free policies which were transferred there in 1998 from the Pension Fund as a transfer of liability.

#### Characteristics of the Nordea Pension Foundation

Nordea Pension Foundation plan is a final salary and service based pension plan providing pension benefits on top of the statutory systems. The employer has promised a certain level of benefit after retirement to a certain group of employees within the plan. Plan's operation is managed by the Board of Members. The board consists of both employers' and employee's representatives. The Board of Members has named a managing director to take care of regular operations in the foundation.

The plan exposes the employer to certain risks. If the return of foundation's assets is not enough to cover the increment of liability and benefit payments over the financial year then the employer funds the deficit with contributions. The present value of the defined benefit liability is calculated using a discount rate determined by reference to high quality bond yields. A decrease in the corporate bond yields increases the liabilities along with increment of plan's benefit obligation calculated according to IAS 19. However, part of increment of obligation is offset by asset increment along with the increment of plan's bond holdings. Asset volatility may also impact NBF although basically the distribution of assets to different asset classes is strictly dictated by authorities so significant concentration risk cannot be borne. The plan's benefits in payment are tied to TyEL-index which depends on inflation (80 %) and common salary index (20 %). Higher inflation increases the TyEL-index which leads to an increase in liabilities. Higher inflation causes extra challenges to investment activities from which the employer in the last resort is responsible. The present value of the defined benefit plan liability is calculated by reference to the best estimate of the mortality of plan participants both during and after their employment. An increase in life expectancy of the plan participants will increase the plan's liability.

#### IAS 19 pension calculations and assumptions

Calculations on major plans are performed by external liability calculators and are based on the actuarial assumptions.

Assumptions <sup>1</sup>	Finland
<b>2013</b>	
Discount rate <sup>2</sup>	3.5%
Salary increase	2.5%
Inflation	1.5%
<b>2012</b>	
Discount rate <sup>2</sup>	3.5%
Salary increase	3.0%
Inflation	2.0%

<sup>1</sup>The assumptions disclosed for 2013 have an impact on the liability calculation by year-end 2013, while the assumptions disclosed for 2012 are used for calculating the pension expense in 2013.

<sup>2</sup>More information on the discount rate can be found in Note 1, section 19. The sensitivities to changes in the discount rate can be found below.

Sensitivities - Impact on Pension Benefit Obligation (PBO) %	Group	Parent company
Discount rate - Increase 50bps	-6.3%	-6.3%
Discount rate - Decrease 50bps	7.1%	7.1%
Salary increase - Increase 50bps	0.3%	0.3%
Salary increase - Decrease 50bps	-0.3%	-0.3%
Inflation - Increase 50bps	4.3%	4.2%
Inflation -Decrease 50bps	-4.0%	-3.9%

**Note 33 Retirement benefit obligations, cont.**

The sensitivity analyses are prepared by changing one actuarial assumption while keeping the other assumptions unchanged. This is a simplified approach since the actuarial assumptions usually are correlated. However, it enables the reader to isolate one effect from another. The method used for calculating the impact on the obligation is the same as when calculating the obligation accounted for in the financial statements.

**Net retirement benefit liabilities/assets**

EURm	Group		Parent company	
	2013	2012	2013	2012
Obligations	788	863	776	839
Plan assets	900	893	887	873
<b>Net liability(-)/asset (+)</b>	<b>112</b>	<b>30</b>	<b>111</b>	<b>34</b>
- of which retirement benefit liabilities	21	50	20	45
- of which retirement benefit assets	133	80	132	80

**Changes in the obligation**

EURm	Group		Parent company	
	2013	2012	2013	2012
Opening balance	863	754	839	738
Current service cost	3	2	2	2
Interest cost	29	33	29	33
Pensions paid	-41	-41	-41	-41
Past service cost	1	0	1	0
Settlements	-4	-5	-4	-5
Business combinations	-	-	12	-
Remeasurement from changes in demographic assumptions	-1	-3	-1	-3
Remeasurement from changes in financial assumptions	-46	90	-45	87
Remeasurement from experience adjustments	-14	30	-14	24
Translation differences	-2	3	-2	4
<b>Closing balance</b>	<b>788</b>	<b>863</b>	<b>776</b>	<b>839</b>

The average duration of the obligation is 13 years both in the Group and the parent company. The duration is based on discounted cash flows. The fact that the main part of the defined benefit plans are closed for new entrants leads to a lower duration.

**Changes of the fair value of plan assets**

EURm	Group		Parent company	
	2013	2012	2013	2012
Opening balance	893	823	873	807
Interest income (calculated using the discount rate)	30	36	30	36
Pensions paid	-41	-41	-41	-40
Settlements	-1	-4	-1	-4
Business combinations	-	-	8	-
Contributions by employer	10	9	10	9
Remeasurement (actual return less interest income)	11	66	10	62
Administrative expenses	0	-	0	-
Translation differences	-2	4	-2	3
<b>Closing balance</b>	<b>900</b>	<b>893</b>	<b>887</b>	<b>873</b>

### Note 33 Retirement benefit obligations, cont.

#### Asset composition

The combined return on assets in 2013 was 5% (13). Main drivers were positive returns on equities, credit investment and real estate whereas sovereign bonds subtracted from the result. At the end of the year, the equity exposure represented 27% (22) of total assets.

Asset composition in funded schemes	2013	2012
Bonds	57%	61%
- of which sovereign	36%	50%
- of which covered bonds	5%	-
- of which corporate bonds	16%	11%
- of which issued by Nordea entities	0%	-
- of which with quoted market price in an active market	57%	61%
Equity	27%	22%
- of which domestic	9%	8%
- of which European	8%	5%
- of which US	6%	5%
- of which emerging	4%	3%
- of which with quoted market price in an active market	27%	22%
Real Estate	13%	13%
- of which occupied by Nordea	4%	4%
Cash and cash equivalents	3%	4%

Both the Group and the parent company is expected to contribute EUR 7m to its defined benefit plans in 2014.

#### Defined benefit pension cost

The total net pension cost related to defined benefit plans recognised in the Group's income statement (as staff costs) for the year 2013 is EUR 0m (1m positive). In the parent company's income statement the respective cost was EUR 1m positive (2m positive) in 2013.

Total pension costs comprise defined benefit pension costs as well as costs related to defined contribution plans. (See specification in Note 8.)

Recognised in the income statement, EURm	Group		Parent company	
	2013	2012	2013	2012
Current service cost	3	2	2	2
Net interest	-1	-3	-1	-3
Past service cost	1	0	1	0
Settlements	-3	0	-3	-1
Administrative expenses	0	0	0	0
<b>Pension cost on defined benefit plans</b>	<b>0</b>	<b>-1</b>	<b>-1</b>	<b>-2</b>

The pension cost is in line with what was expected at the start of the year.

Recognised in other comprehensive income, EURm	Group		Parent company	
	2013	2012	2013	2012
Remeasurement from changes in demographic assumptions	-1	-3	-1	-3
Remeasurement from changes in financial assumptions	-46	90	-45	87
Remeasurement from experience adjustments	-14	30	-14	24
Remeasurement of plan assets (actual return less interest income)	-11	-66	-10	-62
<b>Pension cost on defined benefit plans</b>	<b>-72</b>	<b>51</b>	<b>-70</b>	<b>46</b>

Net retirement benefit asset/liability	Group		Parent company	
	2013	2012	2013	2012
Opening balance	-30	-69	-34	-69
Pension cost in the income statement	0	-1	-1	-2
Remeasurements in other comprehensive income	-72	50	-70	46
Business combinations	-	-	4	-
Pensions paid	0	0	0	0
Contributions by employer	-10	-9	-10	-9
Translation differences	0	-1	0	0
<b>Closing balance</b>	<b>-112</b>	<b>-30</b>	<b>-111</b>	<b>-34</b>

### Note 33 Retirement benefit obligations, cont.

#### Key management personnel

The members of the Board of Directors of Nordea Bank Finland Plc and the President, are members of the Nordea Bank AB (publ) Group Executive Management, except for the one external member Carl-Johan Granvik. In 2013 Nordea Bank AB (publ) has paid all salaries, fees, pensions and other staff-related expenses to the above mentioned other members of the Board and the President. Nordea Bank AB (publ) has allocated these salary expenses to Nordea Bank Finland Plc as part of the Head Office Allocation expenses.

Information on salaries, loans and pension liabilities regarding the above mentioned other members of the Board and the President is presented in the Annual Report of Nordea Bank AB (publ).

### Note 34 Subordinated liabilities

	Group		Parent company	
	31 Dec 2013	31 Dec 2012	31 Dec 2013	31 Dec 2012
EURm				
Dated subordinated debenture loans	-	-	-	-
Undated subordinated debenture loans	429	514	429	514
<b>Total</b>	<b>429</b>	<b>514</b>	<b>429</b>	<b>514</b>

These debenture loans are subordinated to other liabilities. Dated debenture loans entitle the lender to payment before undated subordinated loans. Within each respective category, the loans entitle lenders to equal payment rights.

#### Group and parent company

On 31 December 2013 loans - with terms specified below - exceeded 10% of the total outstanding volume.

Issued by	Year of issue / maturity	Nominal value	Carrying amount EURm	Interest rate (coupon)
Nordea Bank Finland Plc <sup>1</sup>	2002/undated	MGBP 300	360	6.25%
Nordea Bank Finland Plc <sup>2</sup>	1999/undated	MJPY 10,000	69	4.21%

<sup>1</sup> Call date 18 July 2014

<sup>2</sup> Call date 26 February 2029

### Note 35 Assets pledged as security for own liabilities

EURm	Group		Parent company	
	31 Dec 2013	31 Dec 2012	31 Dec 2013	31 Dec 2012
<b>Assets pledged for own liabilities</b>				
Securities etc. <sup>1</sup>	9,739	8,078	9,739	8,078
Loans to the public	18,803	15,494	18,803	15,494
Other pledged assets	6,519	8,694	6,514	8,694
<b>Total</b>	<b>35,061</b>	<b>32,266</b>	<b>35,056</b>	<b>32,266</b>
<b>The above pledges pertain to the following liabilities</b>				
Deposits by credit institutions	3,210	4,427	3,209	4,426
Deposits and borrowings from the public	6,530	3,652	6,530	3,652
Derivatives	6,307	8,370	6,307	8,370
Debt securities in issue	15,473	12,362	15,473	12,362
Other liabilities	195	196	195	196
<b>Total</b>	<b>31,715</b>	<b>29,007</b>	<b>31,714</b>	<b>29,006</b>

<sup>1</sup> Relates only to securities recognised in the balance sheet. Securities borrowed or bought under repurchase agreements are not recognised in the balance sheet and thus not included in the amount. Such transactions are disclosed in Note 43 Transferred assets and obtained collaterals.

Assets pledged for own liabilities contain securities pledged as security in repurchase agreement and in securities lending. The transactions are conducted under standard agreements employed by financial markets participants. Counterparts in those transactions are credit institutions and the public. The transactions are typically short term with maturity within three months.

Loans to the public amounting to EUR 18,803m (15,493) have been registered as collateral for issued Finnish covered bonds amounting to EUR 15,473m (12,362). In the event of the company's insolvency, the holders of these bonds have priority to the assets registered as collateral. Collaterals are valued up to the first 70% of the market value of the property. Nordea Bank has used Realia Oy, Newsec Oy, Huoneistokeskus Oy, Kiinteistömaailma Oy and Catella Oy to value commercial real estate collaterals.

### Note 36 Other assets pledged

EURm	Group		Parent company	
	31 Dec 2013	31 Dec 2012	31 Dec 2013	31 Dec 2012
<b>Other assets pledged<sup>1</sup></b>				
Securities etc.	2,876	5,957	2,876	5,957
Other assets pledged	1,517	1,021	1,517	1,021
<b>Total</b>	<b>4,393</b>	<b>6,978</b>	<b>4,393</b>	<b>6,978</b>

<sup>1</sup> Collaterals pledged on behalf of other items other than the company's own liabilities, e.g. on behalf of a third party or on behalf of the company's own contingent liabilities are accounted for under this item.

### Note 37 Contingent liabilities

EURm	Group		Parent company	
	31 Dec 2013	31 Dec 2012	31 Dec 2013	31 Dec 2012
<b>Guarantees</b>				
Loan guarantees	1,686	2,482	1,917	2,786
Other guarantees	12,637	12,146	12,637	12,146
Documentary credits	1,493	1,771	1,493	1,771
Other contingent liabilities	20	20	20	20
<b>Total</b>	<b>15,836</b>	<b>16,419</b>	<b>16,067</b>	<b>16,723</b>

In the normal business of Nordea Bank Finland, the bank issues various forms of guarantees in favour of bank's customers. Loan guarantees are given for customers to guarantee obligations in other credit- and pension institutions. Other guarantees consist mainly of commercial guarantees such as bid guarantees, advance payment guarantees, warranty guarantees and export related guarantees. Contingent liabilities also include unutilised irrevocable import documentary credits and confirmed export documentary credits. These transactions are part of the bank services and support the bank's customers. Guarantees and documentary credits are off-balance sheet items, unless there is a need for a provision to cover a probable loan loss that arises from the judgement that reimbursement will not be received.

## Note 38 Commitments

EURm	Group		Parent company	
	31 Dec 2013	31 Dec 2012	31 Dec 2013	31 Dec 2012
Future payment obligations	7	7	7	7
Credit commitments <sup>1</sup>	15,882	15,956	13,422	13,275
Other commitments	714	626	319	253
<b>Total</b>	<b>16,603</b>	<b>16,589</b>	<b>13,748</b>	<b>13,535</b>

<sup>1</sup>Including unutilised portion of approved overdraft facilities of EUR 8,302m (8,565) for the Group and EUR 8,302m (8,566) for the parent company.

Reverse repurchase agreements are recognised on and derecognised from the balance sheet on settlement date. Nordea has as per 31 December 2013 signed reverse repurchase agreements of EUR 11,335m (5,803) that have not yet been settled and consequently are not recognised on the balance sheet. On settlement date these reverse repurchase agreements will, to the utmost extent, replace existing reverse repurchase agreements not yet derecognised as per 31 December 2013. These instruments have not been disclosed as commitments.

## Note 39 Capital adequacy

Capital adequacy is a measure of the financial strength of a bank, usually expressed as a ratio of capital to assets. There is now a worldwide capital adequacy standard (Basel II) drawn up by the Basel Committee on Banking Supervision. Within the EU, the capital adequacy requirements are outlined in the CRD.

The capital base figures for 2012 have not been restated due to the implementation of IAS 19 Employee Benefits.

### Capital base

EURm	Group		Parent company	
	31 Dec 2013	31 Dec 2012	31 Dec 2013	31 Dec 2012
<b>Tier 1 capital</b>				
Paid up capital	2,319	2,319	2,319	2,319
Share premium	599	599	599	599
<b>Eligible capital</b>	<b>2,918</b>	<b>2,918</b>	<b>2,918</b>	<b>2,918</b>
Reserves	5,759	5,195	5,278	4,782
Non-controlling interests	1	4	-	-
Income from current year	828	1,184	780	1,122
<b>Eligible reserves</b>	<b>6,587</b>	<b>6,383</b>	<b>6,058</b>	<b>5,904</b>
<b>Core tier 1 capital (before deductions)</b>	<b>9,505</b>	<b>9,301</b>	<b>8,976</b>	<b>8,822</b>
Proposed/actual dividend	-750	-625	-750	-625
Deferred tax assets	-5	-16	-2	-13
Intangible assets	-100	-108	-98	-106
Deductions for investments in credit institutions	-2	-1	0	0
IRB provisions shortfall (-)	-118	-207	-103	-196
Other items, net	-100	-98	-100	-98
<b>Deductions</b>	<b>-1,075</b>	<b>-1,055</b>	<b>-1,052</b>	<b>-1,038</b>
<b>Tier 1 capital (net after deduction)</b>	<b>8,430</b>	<b>8,246</b>	<b>7,923</b>	<b>7,784</b>
<b>Tier 2 capital</b>				
Undated subordinated loans	537	556	537	556
Dated subordinated loans	-	-	-	-
Other additional own funds	17	13	17	13
<b>Tier 2 capital (before deductions)</b>	<b>555</b>	<b>569</b>	<b>555</b>	<b>569</b>
Deductions for investments in credit institutions	-2	-1	0	0
IRB provisions excess (+) / shortfall (-)	-118	-207	-103	-196
<b>Deductions</b>	<b>-119</b>	<b>-208</b>	<b>-103</b>	<b>-196</b>
<b>Tier 2 capital (net after deductions)</b>	<b>435</b>	<b>361</b>	<b>452</b>	<b>373</b>
<b>Capital base</b>	<b>8,866</b>	<b>8,607</b>	<b>8,375</b>	<b>8,157</b>

## **Note 39 Capital adequacy, cont.**

### **Core tier 1 capital and tier 1 capital**

Core tier 1 capital is defined as eligible capital including eligible reserves, net of regulatory required deductions made directly to the tier 1 capital. The capital recognised as core tier 1 capital holds the ultimate characteristics for loss absorbance defined from a going concern perspective and represents the most subordinated claim in the event of liquidation. The tier 1 capital is defined as core tier 1 capital and capital of the same or close to the character of eligible capital and eligible reserves. Tier 1 capital can include a limited component of undated subordinated capital loans. Deductions mandatory for tier 1 capital will accordingly also be required as deduction in the defined core tier 1 capital.

### **Eligible capital and eligible reserves**

Paid up capital is the share capital contributed by shareholders, including the share premium paid. Eligible reserves consist primarily of retained earnings, other reserves, minority interest and income from current year. Retained earnings are earnings from previous years reported via the income statement. Other reserves are related to revaluation and translation reserves referred to acquisitions and associated companies under the equity method. The equity interests of minority shareholdings in companies that are fully consolidated in the financial group are also included. Positive income from current year is included as eligible capital after verification by the external auditors, however negative income must be deducted.

### **Tier 1 instruments subject to limits**

The inclusion of undated subordinated loans in tier 1 capital is restricted and repurchase can normally not take place until five years after original issuance of the instrument. Undated subordinated loans may be repaid only upon decision from Board of Directors in Nordea Bank Finland and with the permission of the Finnish FSA. Further, there are restrictions related to step-up conditions, order of priority, interest payments under constraint conditions and the level of amount that can be part of tier 1 capital.

Currently, there are no undated subordinated capital loans included in the tier 1 capital of Nordea Bank Finland.

### **Deductions from tier 1 capital**

#### **Proposed/actual dividend**

In relation to income for the period, the corresponding dividend should be deducted. The amount deducted from the tier 1 capital is based on the dividend proposed by the Board of Directors of Nordea Bank Finland to be decided at the annual general meeting of Nordea Bank Finland's shareholders.

#### **Deferred tax assets**

In accordance with local legal requirements deferred tax assets have been deducted from the tier 1 capital. The deducted amount is calculated based on accounting standards relevant for the individual companies included in the financial group.

#### **Intangible assets**

The significant part of deducted intangible assets contains goodwill and other intangible assets related to IT software and development.

### **Deductions for investments in credit institutions**

The institutions should in its capital base deduct for equity holdings and some other types of contributions to institutions that are not consolidated into the financial group (in Nordea Bank Finland foremost associated companies). 50% should be deducted from tier 1 capital and 50% should be deducted from tier 2 capital.

### **IRB provisions shortfall**

In accordance with Finnish legislation, the differences between actual IRB provision made for the related exposure and expected loss are adjusted for in the capital base. The negative difference (when the expected loss amount is larger than the provision amount) is defined as a shortfall. According to the rules in the CRD, the shortfall amount is to be deducted equally from tier 1 capital and tier 2 capital. A positive difference (provisions exceeding expected loss) can be included in tier 2 capital subject to certain limitations (maximum 0.6% of IRB RWA).

### **Other items**

Surplus net value of pension plans for employees should under certain circumstances be deducted from the capital base.

### **Tier 2 capital**

Tier 2 capital must be subordinated to depositors and general creditors of the bank. It cannot be secured or covered by a guarantee of the issuer or related entity or include any other arrangement that legally or economically enhances the seniority of the claim vis-à-vis depositors and other bank creditors.

### **Tier 2 subordinated loans**

Tier 2 capital consists mainly of subordinated debt. Tier 2 capital includes two different types of subordinated loan capital; undated loans and dated loans. According to the regulation, tier 2 capital may not exceed tier 1 capital and dated tier 2 loans must not exceed 50% of tier 1 capital. The limits are set net of deductions.

The basic principle for subordinated debt in the capital base is the order of priority in case of a default or bankruptcy situation. Under such conditions, the holder of the subordinated loan would be repaid after other creditors, but before shareholders. The share of outstanding loan amount possible to include in the tier 2 capital related to dated loans is reduced if the remaining maturity is less than five years. Outstanding amount in the specific issue is deducted by 20% for each year.

The table below shows the booked outstanding amounts of undated subordinated loans included in the tier 2 capital. Call date is where the issuer has the legal right to redeem outstanding loan amounts according to the terms of agreement. The carrying amount in the table can deviate from capital amounts used in the capital base due to swap arrangements and adjustments for maturities.



### Note 39 Capital adequacy, cont.

#### Other Tier 2 capital

Other additional funds consists of adjustment to valuation differences in available for sale equities transferred to core additional own funds. Unrealised gains from equity holdings classified as available for sale securities can according to regulation only be included in tier 2 capital. Nordea has no significant holdings in this category and therefore only has a minor impact on tier 2 capital from such items.

#### Deductions from tier 2 capital

##### Deductions for investments in credit institutions

The institutions should in its capital base deduct for equity holdings and some other types of contributions to institutions that are not consolidated into the financial group (in Nordea Bank Finland foremost associated companies). 50% should be deducted from tier 1 capital and 50% should be deducted from tier 2 capital.

#### IRB provisions excess (+) / shortfall

In accordance with Finnish legislation, the differences between actual IRB provision made for the related exposure and expected loss are adjusted for in the capital base. The negative difference (when the expected loss amount is larger than the provision amount) is defined as a shortfall. According to the rules in the CRD, the shortfall amount is to be deducted from the capital base and be divided equally into tier 1 capital and tier 2 capital. A positive difference (provisions exceeding expected loss) can be included in tier 2 capital subject to certain limitations (maximum 0.6% of IRB RWA).

#### Undated loans

##### Undated loans, tier 2

Issuer	Carrying amount EURm	Capital base 31 Dec 2013	Start	Maturity	Call date	Step-up
Nordea Bank Finland Plc	360	468	2004	n/a	Jul 2014	Y
Nordea Bank Finland Plc	69	69	1999	n/a	Feb 2029	Y
<b>Total undated loans tier 2</b>	<b>429</b>	<b>537</b>				

#### Capital requirements and RWA

##### Group

EURm	31 Dec 2013		31 Dec 2012	
	Capital requirement	RWA	Capital requirement	RWA
<b>Credit risk</b>	<b>3,163</b>	<b>39,543</b>	<b>2,872</b>	<b>35,899</b>
IRB	1,827	22,837	1,163	14,538
- of which corporate	1,217	15,217	408	5,103
- of which institutions	279	3,490	439	5,492
- of which retail	313	3,910	299	3,732
- of which real estate	222	2,769	184	2,299
- of which retail other	91	1,140	115	1,433
- of which other	18	220	17	210
Standardised	1,336	16,706	1,709	21,362
- of which sovereign	21	256	20	245
- of which retail	343	4,291	331	4,132
- of which residential real estate	75	933	69	863
- of which other	269	3,359	262	3,269
- of which other	973	12,158	1,359	16,985
<b>Market risk</b>	<b>644</b>	<b>8,048</b>	<b>379</b>	<b>4,732</b>
- of which trading book, Internal Approach	421	5,262	306	3,829
- of which trading book, Standardised Approach	208	2,595	72	903
- of which banking book, Standardised Approach	15	191	-	-
<b>Operational risk</b>	<b>405</b>	<b>5,060</b>	<b>408</b>	<b>5,101</b>
-of which standardised	405	5,060	408	5,101
<b>Sub total</b>	<b>4,212</b>	<b>52,652</b>	<b>3,659</b>	<b>45,733</b>
<b>Adjustment for transition rules</b>				
Additional capital requirement according to transition rules	274	3,425	-	-
<b>Total</b>	<b>4,486</b>	<b>56,077</b>	<b>3,659</b>	<b>45,733</b>

**Note 39 Capital adequacy, cont.**

**Capital requirements and RWA**

**Parent company**

EURm	31 Dec 2013		31 Dec 2012	
	Capital requirement	RWA	Capital requirement	RWA
<b>Credit risk</b>	<b>2,805</b>	<b>35,064</b>	<b>2,507</b>	<b>31,343</b>
IRB	1,717	21,463	1,054	13,175
- of which corporate	1,112	13,897	305	3,818
- of which institutions	279	3,488	439	5,482
- of which retail	313	3,910	299	3,732
- of which real estate	222	2,769	184	2,299
- of which retail other	91	1,140	115	1,433
- of which other	13	168	11	142
Standardised	1,088	13,600	1,453	18,168
- of which sovereign	20	256	20	245
- of which retail	142	1,775	158	1,981
- of which residential real estate	75	933	69	863
- of which other	67	842	89	1,118
- of which other	926	11,570	1,275	15,942
<b>Market risk</b>	<b>644</b>	<b>8,048</b>	<b>379</b>	<b>4,732</b>
- of which trading book, Internal Approach	421	5,262	306	3,829
- of which trading book, Standardised Approach	208	2,595	72	903
- of which banking book, Standardised Approach	15	191	-	-
<b>Operational risk</b>	<b>365</b>	<b>4,557</b>	<b>370</b>	<b>4,630</b>
-of which standardised	365	4,557	370	4,630
<b>Sub total</b>	<b>3,814</b>	<b>47,669</b>	<b>3,256</b>	<b>40,706</b>
<b>Adjustment for transition rules</b>				
Additional capital requirement according to transition rules	222	2,781	-	-
<b>Total</b>	<b>4,036</b>	<b>50,451</b>	<b>3,256</b>	<b>40,706</b>

Nordea Bank AB (publ) has in December 2012 issued a guarantee in favour of Nordea Bank Finland Plc where Nordea Bank AB (publ) guarantees the majority of the exposures in the exposure class IRB corporate in Nordea Bank Finland Plc. The net effect of the guarantee in RWA in Nordea Bank Finland Plc was EUR -7,6bn as end of 2013 (-16.5).

**Capital requirements for market risk, 31 December 2013**

EURm	Trading book, IA		Trading book, SA	
	RWA	Capital requirement	RWA	Capital requirement
Interest rate risk <sup>1</sup>	1,756	140	2,042	163
Equity risk	97	8	306	25
Foreign exchange risk	235	19		
Commodity risk			246	20
Diversification effect	-1,002	-80		
Stressed Value-at-Risk	2,751	220		
Incremental Risk Charge	1,003	80		
Comprehensive Risk Charge	421	34		
<b>Total</b>	<b>5,262</b>	<b>421</b>	<b>2,595</b>	<b>208</b>

<sup>1</sup> Interest rate risk column Trading book IA includes both general and specific interest rate risk which is elsewhere referred to as interest rate VaR and credit spread VaR.

**Note 39 Capital adequacy, cont.****Capital requirements for market risk, 31 December 2012**

	Banking book, SA		Total	
	RWA	Capital requirement	RWA	Capital requirement
Interest rate risk <sup>1</sup>	-	-	3,798	304
Equity risk	-	-	404	32
Foreign exchange risk	191	15	426	34
Commodity risk	-	-	246	20
Diversification effect	-	-	-1,002	-80
Stressed Value-at-Risk	-	-	2,751	220
Incremental Risk Charge	-	-	1,003	80
Comprehensive Risk Charge	-	-	421	34
<b>Total</b>	<b>191</b>	<b>15</b>	<b>8,048</b>	<b>644</b>

<sup>1</sup> Interest rate risk column Trading book IA includes both general and specific interest rate risk which is elsewhere referred to as interest rate VaR and credit spread VaR.

**Specification over group undertakings consolidated/deducted from the Nordea Bank Finland Group**

31 Dec 2013	Number of shares	Carrying amount EURm	Voting power of holding, %	Domicile	Consolidation method
<b>Group undertakings included in the NBF Group</b>					
Nordea Finance Finland Ltd	1,000,000	306	100	Espoo	purchase method
SIA Promano Lat	21,084	30	100	Riga	purchase method
Promano Est OÜ	1	10	100	Tallinn	purchase method
Promano Lit UAB	34,528	10	100	Vilnius	purchase method
SIA Realm	7,030	10	100	Riga	purchase method
SIA Lidosta	2	1	100	Riga	purchase method
UAB Recurso	15,000	4	100	Vilnius	purchase method
Other companies		4			purchase method
<b>Total included in the capital base</b>		<b>376</b>			
<b>Over 10 % investments in credit institutions deducted from the capital base</b>					
NF Fleet Oy	13,625	3	20	Espoo	equity method
<b>Total investments in credit institutions deducted from the capital base</b>		<b>3</b>			

More Capital Adequacy information for the Group can be found in the section Risk, Liquidity and Capital management in the Directors' Report.

## Note 40 Classification of financial instruments

Group	Financial assets at fair value through profit or loss							Non-financial assets	Total
	Loans and receivables	Held to maturity	Held for trading	Designated at fair value through profit or loss	Derivatives used for hedging	Available for sale			
31 Dec 2013, EURm									
<b>Assets</b>									
Cash and balances with central banks	30,904	-	-	-	-	-	-	-	30,904
Loans to central banks	94	-	563	-	-	-	-	-	657
Loans to credit institutions	28,542	-	6,568	-	-	-	-	-	35,110
Loans to the public	73,603	-	40,176	-	-	-	-	-	113,779
Interest-bearing securities	-	2,166	21,322	-	-	10,758	-	-	34,246
Financial instruments pledged as collateral	-	-	9,739	-	-	-	-	-	9,739
Shares	-	-	665	15	-	-	-	-	680
Derivatives	-	-	69,625	-	609	-	-	-	70,234
Fair value changes of the hedged items in portfolio hedge of interest rate risk	58	-	-	-	-	-	-	-	58
Investments in associated undertakings	-	-	-	-	-	-	-	59	59
Intangible assets	-	-	-	-	-	-	-	100	100
Property and equipment	-	-	-	-	-	-	-	94	94
Investment property	-	-	-	-	-	-	-	113	113
Deferred tax assets	-	-	-	-	-	-	-	5	5
Current tax assets	-	-	-	-	-	-	-	1	1
Retirement benefit assets	-	-	-	-	-	-	-	133	133
Other assets	1,410	-	-	6,606	-	-	-	261	8,277
Prepaid expenses and accrued income	324	-	-	-	-	-	-	248	572
<b>Total</b>	<b>134,935</b>	<b>2,166</b>	<b>148,658</b>	<b>6,621</b>	<b>609</b>	<b>10,758</b>	<b>1,014</b>	<b>304,761</b>	
<b>Financial liabilities at fair value through profit or loss</b>									
				Designated at fair value through profit or loss	Derivatives used for hedging	Other financial liabilities	Non-financial liabilities		Total
31 Dec 2013, EURm			Held for trading						
<b>Liabilities</b>									
Deposits by credit institutions			22,333	-	-	57,093	-	-	79,426
Deposits and borrowings from the public			26,924	-	-	53,985	-	-	80,909
Debt securities in issue			8,119	-	-	39,011	-	-	47,130
Derivatives			66,806	-	303	-	-	-	67,109
Fair value changes of the hedged items in portfolio hedge of interest rate risk			-	-	-	369	-	-	369
Current tax liabilities			-	-	-	-	8	-	8
Other liabilities			10,405	5,871	-	2,240	339	-	18,855
Accrued expenses and prepaid income			-	-	-	453	413	-	866
Deferred tax liabilities			-	-	-	-	53	-	53
Provisions			-	-	-	-	72	-	72
Retirement benefit liabilities			-	-	-	-	21	-	21
Subordinated liabilities			-	-	-	429	-	-	429
<b>Total</b>			<b>134,587</b>	<b>5,871</b>	<b>303</b>	<b>153,580</b>	<b>906</b>		<b>295,247</b>

**Note 40** Classification of financial instruments, cont.

Group	Financial assets at fair value through profit or loss							Total
	Loans and receivables	Held to maturity	Held for trading	Designated at fair value through profit or loss	Derivatives used for hedging	Available for sale	Non-financial assets	
31 Dec 2012, EURm								
<b>Assets</b>								
Cash and balances with central banks	30,004	-	-	-	-	-	-	30,004
Loans to central banks	285	-	524	-	-	-	-	809
Loans to credit institutions	29,184	-	6,834	-	-	-	-	36,018
Loans to the public	74,049	-	26,716	-	-	-	-	100,765
Interest-bearing securities	-	2,373	17,821	-	-	9,624	-	29,818
Financial instruments pledged as collateral	-	-	8,078	-	-	-	-	8,078
Shares	-	-	818	20	-	-	-	838
Derivatives	-	-	116,371	-	842	-	-	117,213
Fair value changes of the hedged items in portfolio hedge of interest rate risk	124	-	-	-	-	-	-	124
Investments in associated undertakings	-	-	-	-	-	-	79	79
Intangible assets	-	-	-	-	-	-	108	108
Property and equipment	-	-	-	-	-	-	96	96
Investment property	-	-	-	-	-	-	104	104
Deferred tax assets	-	-	-	-	-	-	37	37
Current tax assets	-	-	-	-	-	-	1	1
Retirement benefit assets	-	-	-	-	-	-	80	80
Other assets	1,745	-	-	8,370	-	-	205	10,320
Prepaid expenses and accrued income	353	-	-	-	-	-	616	969
<b>Total</b>	<b>135,744</b>	<b>2,373</b>	<b>177,162</b>	<b>8,390</b>	<b>842</b>	<b>9,624</b>	<b>1,326</b>	<b>335,461</b>
<b>Financial liabilities at fair value through profit or loss</b>								
				Designated at fair value through profit or loss				
31 Dec 2012, EURm			Held for trading	through profit or loss	Derivatives used for hedging	Other financial liabilities	Non-financial liabilities	Total
<b>Liabilities</b>								
Deposits by credit institutions			17,625	-	0	57,041	-	74,666
Deposits and borrowings from the public			16,892	-	0	53,320	-	70,212
Debt securities in issue			8,251	-	0	40,748	-	48,999
Derivatives			115,437	-	399	-	-	115,836
Fair value changes of the hedged items in portfolio hedge of interest rate risk			-	-	-	637	-	637
Current tax liabilities			-	-	-	-	4	4
Other liabilities			5,151	5,802	-	3,194	92	14,239
Accrued expenses and prepaid income			-	-	-	422	524	946
Deferred tax liabilities			-	-	-	-	58	58
Provisions			-	-	-	-	83	83
Retirement benefit liabilities			-	-	-	-	50	50
Subordinated liabilities			-	-	-	514	-	514
<b>Total</b>			<b>163,356</b>	<b>5,802</b>	<b>399</b>	<b>155,876</b>	<b>811</b>	<b>326,244</b>

**Note 40 Classification of financial instruments, cont.**

Parent company	Financial assets at fair value through profit or loss							Non-financial assets	Total
	Loans and receivables	Held to maturity	Held for trading	Designated at fair value through profit or loss	Derivatives used for hedging	Available for sale			
31 Dec 2013, EURm									
<b>Assets</b>									
Cash and balances with central banks	30,904	-	-	-	-	-	-	-	30,904
Loans to central banks	94	-	563	-	-	-	-	-	657
Loans to credit institutions	33,995	-	6,568	-	-	-	-	-	40,563
Loans to the public	67,092	-	40,176	-	-	-	-	-	107,268
Interest-bearing securities	-	2,166	21,322	-	-	-	10,758	-	34,246
Financial instruments pledged as collateral	-	-	9,739	-	-	-	-	-	9,739
Shares	-	-	665	14	-	-	-	-	679
Derivatives	-	-	69,625	-	609	-	-	-	70,234
Fair value changes of the hedged items in portfolio hedge of interest rate risk	58	-	-	-	-	-	-	-	58
Investments in group undertakings	-	-	-	-	-	-	-	376	376
Investments in associated undertakings	-	-	-	-	-	-	-	34	34
Intangible assets	-	-	-	-	-	-	-	98	98
Property and equipment	-	-	-	-	-	-	-	74	74
Investment property	-	-	-	-	-	-	-	8	8
Deferred tax assets	-	-	-	-	-	-	-	2	2
Current tax assets	-	-	-	-	-	-	-	-	-
Retirement benefit assets	-	-	-	-	-	-	-	132	132
Other assets	1,377	-	-	6,606	-	-	-	250	8,233
Prepaid expenses and accrued income	317	-	-	-	-	-	-	69	386
<b>Total</b>	<b>133,837</b>	<b>2,166</b>	<b>148,658</b>	<b>6,620</b>	<b>609</b>	<b>10,758</b>	<b>1,043</b>	<b>303,691</b>	
<b>Financial liabilities at fair value through profit or loss</b>									
31 Dec 2013, EURm									
<b>Liabilities</b>									
Deposits by credit institutions			22,333	-	-	-	56,982	-	79,315
Deposits and borrowings from the public			26,924	-	-	-	53,984	-	80,908
Debt securities in issue			8,119	-	-	-	39,011	-	47,130
Derivatives			66,806	-	303	-	-	-	67,109
Fair value changes of the hedged items in portfolio hedge of interest rate risk			-	-	-	-	369	-	369
Current tax liabilities			-	-	-	-	-	4	4
Other liabilities			10,405	5,871	-	-	2,139	272	18,687
Accrued expenses and prepaid income			-	-	-	-	366	302	668
Deferred tax liabilities			-	-	-	-	-	-	-
Provisions			-	-	-	-	-	67	67
Retirement benefit liabilities			-	-	-	-	-	20	20
Subordinated liabilities			-	-	-	-	429	-	429
<b>Total</b>			<b>134,587</b>	<b>5,871</b>	<b>303</b>	<b>153,280</b>	<b>665</b>	<b>294,706</b>	

**Note 40** Classification of financial instruments, cont.

Parent company	Financial assets at fair value through profit or loss							Total
	Loans and receivables	Held to maturity	Held for trading	Designated at fair value through profit or loss	Derivatives used for hedging	Available for sale	Non-financial assets	
31 Dec 2012, EURm								
<b>Assets</b>								
Cash and balances with central banks	30,004	-	-	-	-	-	-	30,004
Loans to central banks	285	-	524	-	-	-	-	809
Loans to credit institutions	34,629	-	6,834	-	-	-	-	41,463
Loans to the public	67,597	-	26,716	-	-	-	-	94,313
Interest-bearing securities	-	2,373	17,821	-	-	9,624	-	29,818
Financial instruments pledged as collateral	-	-	8,078	-	-	-	-	8,078
Shares	-	-	818	17	-	-	-	835
Derivatives	-	-	116,371	-	842	-	-	117,213
Fair value changes of the hedged items in portfolio hedge of interest rate risk	124	-	-	-	-	-	-	124
Investments in group undertakings	-	-	-	-	-	-	373	373
Investments in associated undertakings	-	-	-	-	-	-	34	34
Intangible assets	-	-	-	-	-	-	106	106
Property and equipment	-	-	-	-	-	-	59	59
Investment property	-	-	-	-	-	-	10	10
Deferred tax assets	-	-	-	-	-	-	31	31
Current tax assets	-	-	-	-	-	-	-	-
Retirement benefit assets	-	-	-	-	-	-	80	80
Other assets	1,715	-	-	8,370	-	-	193	10,278
Prepaid expenses and accrued income	342	-	-	-	-	-	435	777
<b>Total</b>	<b>134,696</b>	<b>2,373</b>	<b>177,162</b>	<b>8,387</b>	<b>842</b>	<b>9,624</b>	<b>1,321</b>	<b>334,405</b>
<b>Financial liabilities at fair value through profit or loss</b>								
				Designated at fair value through profit or loss	Derivatives used for hedging	Other financial liabilities	Non-financial liabilities	Total
31 Dec 2012, EURm			Held for trading					
<b>Liabilities</b>								
Deposits by credit institutions			17,625	-	-	56,928	-	74,553
Deposits and borrowings from the public			16,892	-	-	53,332	-	70,224
Debt securities in issue			8,251	-	-	40,748	-	48,999
Derivatives			115,437	-	399	-	-	115,836
Fair value changes of the hedged items in portfolio hedge of interest rate risk			-	-	-	637	-	637
Current tax liabilities			-	-	-	-	4	4
Other liabilities			5,151	5,802	-	3,048	23	14,024
Accrued expenses and prepaid income			-	-	-	417	327	744
Deferred tax liabilities			-	-	-	-	-	-
Provisions			-	-	-	-	79	79
Retirement benefit liabilities			-	-	-	-	45	45
Subordinated liabilities			-	-	-	514	-	514
<b>Total</b>			<b>163,356</b>	<b>5,802</b>	<b>399</b>	<b>155,624</b>	<b>478</b>	<b>325,659</b>

**Note 41 Assets and liabilities at fair value**

Group	31 Dec 2013		31 Dec 2012		
	EURm	Carrying amount	Fair value	Carrying amount	Fair value
<b>Financial assets</b>					
Cash and balances with central banks		30,904	30,904	30,004	30,004
Loans		149,546	149,607	137,592	137,816
Interest-bearing securities		34,246	34,252	29,818	29,823
Financial instruments pledged as collateral		9,739	9,739	8,078	8,078
Shares		680	680	838	838
Derivatives		70,234	70,234	117,213	117,213
Other assets		8,840	8,840	10,949	10,949
Prepaid expenses and accrued income		572	572	969	969
<b>Total financial assets</b>		<b>304,761</b>	<b>304,828</b>	<b>335,461</b>	<b>335,690</b>
<b>Financial liabilities</b>					
Deposits and debt instruments		207,465	208,094	193,877	193,215
Derivatives		67,109	67,109	115,836	115,836
Other liabilities		19,378	19,378	15,071	15,071
Accrued expenses and prepaid income		866	866	946	946
Subordinated liabilities		429	429	514	514
<b>Total financial liabilities</b>		<b>295,247</b>	<b>295,876</b>	<b>326,244</b>	<b>325,582</b>

**Parent company**

Parent company	31 Dec 2013		31 Dec 2012		
	EURm	Carrying amount	Fair value	Carrying amount	Fair value
<b>Financial assets</b>					
Cash and balances with central banks		30,904	30,904	30,004	30,004
Loans		148,489	148,547	136,585	136,804
Interest-bearing securities		34,246	34,252	29,818	29,823
Financial instruments pledged as collateral		9,739	9,739	8,078	8,078
Shares		679	679	835	835
Derivatives		70,234	70,234	117,213	117,213
Other assets		9,014	9,014	11,095	11,095
Prepaid expenses and accrued income		386	386	777	777
<b>Total financial assets</b>		<b>303,691</b>	<b>303,755</b>	<b>334,405</b>	<b>334,629</b>
<b>Financial liabilities</b>					
Deposits and debt instruments		207,353	207,982	193,776	193,114
Derivatives		67,109	67,109	115,836	115,836
Other liabilities		19,147	19,147	14,789	14,789
Accrued expenses and prepaid income		668	668	744	744
Subordinated liabilities		429	429	514	514
<b>Total financial liabilities</b>		<b>294,706</b>	<b>295,335</b>	<b>325,659</b>	<b>324,997</b>

For information about valuation of items measured at fair value on the balance sheet, see Note 1 and the section "Determination of fair values for items measured at fair value on the balance sheet" below. For information about valuation of items not measured at fair value on the balance sheet, see the section "Financial assets and liabilities not held at fair value on the balance sheet".



**Note 41 Assets and liabilities at fair value, cont.****Assets and liabilities at fair value on the balance sheet****Group****Categorisation into the fair value hierarchy**

	Quoted prices in active markets for same instrument (Level 1)	Valuation technique using observable data (Level 2)	Valuation technique using non-observable data (Level 3)	Total
31 Dec 2013, EURm				
<b>Assets at fair value on the balance sheet<sup>1</sup></b>				
Loans to central banks	-	563	-	563
Loans to credit institutions	-	6,568	-	6,568
Loans to the public	-	40,176	-	40,176
Interest-bearing securities	21,985	9,880	215	32,080
Financial instruments pledged as collateral	5,998	3,741	-	9,739
Shares	236	-	444	680
Derivatives	52	68,553	1,629	70,234
Investment properties	-	9	104	113
Other assets	-	6,606	-	6,606
Prepaid expenses and accrued income	-	-	-	-
<b>Total</b>	<b>28,271</b>	<b>136,096</b>	<b>2,392</b>	<b>166,759</b>
<b>Liabilities at fair value on the balance sheet<sup>1</sup></b>				
Deposits by credit institutions	-	22,333	-	22,333
Deposits and borrowings from the public	-	26,924	-	26,924
Debt securities in issue	-	8,119	-	8,119
Derivatives	55	65,625	1,429	67,109
Other liabilities	8,680	7,595	1	16,276
Accrued expenses and prepaid income	-	-	-	-
<b>Total</b>	<b>8,735</b>	<b>130,596</b>	<b>1,430</b>	<b>140,761</b>

<sup>1</sup> All items are measured at fair value on a recurring basis at the end of each reporting period.

	Quoted prices in active markets for same instrument (Level 1)	Valuation technique using observable data (Level 2)	Valuation technique using non-observable data (Level 3)	Total
31 Dec 2012, EURm				
<b>Assets at fair value on the balance sheet<sup>1</sup></b>				
Loans to central banks	-	524	-	524
Loans to credit institutions	-	6,834	-	6,834
Loans to the public	-	26,716	-	26,716
Interest-bearing securities	12,978	14,190	277	27,445
Financial instruments pledged as collateral	7,242	836	0	8,078
Shares	311	-	527	838
Derivatives	42	115,241	1,930	117,213
Other assets	-	8,370	-	8,370
Prepaid expenses and accrued income	-	-	-	-
<b>Total</b>	<b>20,573</b>	<b>172,711</b>	<b>2,734</b>	<b>196,018</b>
<b>Liabilities at fair value on the balance sheet<sup>1</sup></b>				
Deposits by credit institutions	-	17,625	-	17,625
Deposits and borrowings from the public	-	16,892	-	16,892
Debt securities in issue	-	8,251	-	8,251
Derivatives	36	114,139	1,661	115,836
Other liabilities	4,759	6,194	-	10,953
Accrued expenses and prepaid income	-	-	-	-
<b>Total</b>	<b>4,795</b>	<b>163,101</b>	<b>1,661</b>	<b>169,557</b>

<sup>1</sup> All items are measured at fair value on a recurring basis at the end of each reporting period.

**Note 41 Assets and liabilities at fair value, cont.**

**Parent company**

**Categorisation into the fair value hierarchy**

31 Dec 2013, EURm	Quoted prices in active markets for same instrument (Level 1)	Valuation technique using observable data (Level 2)	Valuation technique using non-observable data (Level 3)	Total
<b>Assets at fair value on the balance sheet<sup>1</sup></b>				
Loans to central banks	-	563	-	563
Loans to credit institutions	-	6,568	-	6,568
Loans to the public	-	40,176	-	40,176
Interest-bearing securities	21,985	9,880	215	32,080
Financial instruments pledged as collateral	5,998	3,741	-	9,739
Shares	235	-	444	679
Derivatives	52	68,553	1,629	70,234
Investment properties	-	4	4	8
Other assets	-	6,606	-	6,606
Prepaid expenses and accrued income	-	-	-	-
<b>Total</b>	<b>28,270</b>	<b>136,091</b>	<b>2,292</b>	<b>166,653</b>
<b>Liabilities at fair value on the balance sheet<sup>1</sup></b>				
Deposits by credit institutions	-	22,333	-	22,333
Deposits and borrowings from the public	-	26,924	-	26,924
Debt securities in issue	-	8,119	-	8,119
Derivatives	55	65,625	1,429	67,109
Other liabilities	8,680	7,595	1	16,276
Accrued expenses and prepaid income	-	-	-	-
<b>Total</b>	<b>8,735</b>	<b>130,596</b>	<b>1,430</b>	<b>140,761</b>

<sup>1</sup> All items are measured at fair value on a recurring basis at the end of each reporting period.

31 Dec 2012, EURm	Quoted prices in active markets for same instrument (Level 1)	Valuation technique using observable data (Level 2)	Valuation technique using non-observable data (Level 3)	Total
<b>Assets at fair value on the balance sheet<sup>1</sup></b>				
Loans to central banks	-	524	-	524
Loans to credit institutions	-	6,834	-	6,834
Loans to the public	-	26,716	-	26,716
Interest-bearing securities	12,978	14,190	277	27,445
Financial instruments pledged as collateral	7,242	836	0	8,078
Shares	308	-	527	835
Derivatives	42	115,241	1,930	117,213
Other assets	-	8,370	-	8,370
Prepaid expenses and accrued income	-	-	-	-
<b>Total</b>	<b>20,570</b>	<b>172,711</b>	<b>2,734</b>	<b>196,015</b>
<b>Liabilities at fair value on the balance sheet<sup>1</sup></b>				
Deposits by credit institutions	-	17,625	-	17,625
Deposits and borrowings from the public	-	16,892	-	16,892
Debt securities in issue	-	8,251	-	8,251
Derivatives	36	114,139	1,661	115,836
Other liabilities	4,759	6,194	-	10,953
Accrued expenses and prepaid income	-	-	-	-
<b>Total</b>	<b>4,795</b>	<b>163,101</b>	<b>1,661</b>	<b>169,557</b>

<sup>1</sup> All items are measured at fair value on a recurring basis at the end of each reporting period.

#### **Note 41 Assets and liabilities at fair value, cont.**

##### **Determination of fair values for items measured at fair value on the balance sheet**

Fair value measurements of assets and liabilities carried at fair value have been categorised under the three levels of the IFRS fair value hierarchy that reflects the observability and significance of inputs. The categorisation of these instruments is based on the lowest level input that is significant to the fair value measurement in its entirety.

Level 1 in the fair value hierarchy consists of assets and liabilities valued using unadjusted quoted prices in active markets for identical assets or liabilities. An active market for the asset or liability is a market in which transactions for the asset or liability occur with sufficient frequency and volume to provide pricing information on an on-going basis. This category includes listed derivatives, listed equities, government bonds in developed countries, and most liquid mortgage bonds and corporate bonds where direct tradable price quotes exist.

Level 2 in the fair value hierarchy consists of assets and liabilities that do not have directly quoted market prices available from active markets. The fair values are estimated using valuation techniques or valuation models based on market prices or rates prevailing at the balance sheet date and any unobservable inputs have had an insignificant impact on the fair values. This is the case for the majority of Nordea's OTC derivatives, securities purchased/sold under resale/repurchase agreements, securities borrowed/lent and other instruments where active markets supply the input to the valuation techniques or models. Investment properties are classified to level 2 if the parameters used to measure fair value of the investment property are derived from observable market data and any unobservable input has an insignificant impact on the fair values. These inputs may include prices per square meter derived from prices in observed transactions involving comparable or similar buildings in similar locations.

Level 3 in the fair value hierarchy consists of those types of assets and liabilities which fair values cannot be obtained directly from quoted market prices or indirectly using valuation techniques or models supported by observable market prices or rates. This is generally the case for investments in unlisted securities, private equity funds and hedge funds. This is generally also the case for more complex OTC derivatives, including OTC derivatives where less active markets supply input to the valuation techniques or models, certain complex or structured financial instruments such as CLNs and CDOs, and illiquid interest bearing securities. Complex valuation models are generally characterised by the use of unobservable and model specific parameters. Investment properties are classified to level 3 when unobservable inputs are used to measure fair value to the extent that relevant observable inputs are not available, thereby allowing for situations in which there is little, if any, market activity for the asset at the measurement date. An adjustment to a level 2 input, that is significant to the entire measurement, might result in a fair value measurement categorised within level 3 if the adjustment is a significant unobservable input.

All valuation models, both complex and simple models, make use of market parameters. These parameters comprise interest rates, volatilities, correlations etc. Some of these parameters are observable while others are not. For non-exotic currencies the interest rates are all observable, and the volatilities and the correlations of the interest rates and FX rates are observable up to a certain maturity. Volatilities and correlations are also observable for the most liquid equity instruments in the short end. For less liquid equity instruments, and for commodities, the option market is fairly illiquid, and hence the volatilities and correlations are unobservable. For each instrument the sensitivity towards unobservable parameters is measured. If the impact from unobservable parameters on the valuation is significant the instrument is categorised as level 3 in the fair value hierarchy.

For interest-bearing securities the categorisation into the three levels are based on the internal pricing methodology. These instruments can either be directly quoted in active markets (level 1) or measured using a methodology giving a quote based on observable inputs (level 2). Level 3 bonds are characterised by illiquidity.

For OTC derivatives valuation models are used for establishing fair value. For collateralised contracts OIS interest rates are used for discounting. These rates are observable in the market. The valuation is in addition based on several other market parameters, depending on the nature of the contract. Complex valuation models are used for more exotic OTC derivatives. The models are usually in-house developed, and based on assumptions about the behaviour of the underlying asset and statistical scenario analysis. As mentioned above OTC derivatives are generally categorised as level 2 in the fair value hierarchy and all significant model parameters are thus observable in active markets. For vanilla derivatives standard models like e.g. Black-Scholes are used for valuation.

Valuations of Private Equity Funds (PEF) and unlisted equity instruments are by nature more uncertain than valuations of more actively traded equity instruments. Emphasis is put on using a consistent approach across all assets and over time. The methods used are consistent with the guideline "International Private Equity and Venture Capital Valuation Guidelines" issued by EVCA (European Venture Capital Association). The EVCA guidelines are considered as best practice in the PEF industry. For US based funds, similar methods are applied.

Fair value of financial assets and liabilities are generally calculated as the theoretical net present value of the individual instruments, based on independently sourced market parameters as described above, and assuming no risks and uncertainties. This calculation is supplemented by a portfolio adjustment. The portfolio adjustment covers uncertainties associated with the valuation techniques, model assumptions and unobservable parameters as well as the portfolio's counterparty credit risk and liquidity risk. An important part of the portfolio adjustment serves to adjust the net open market risk exposures from mid-prices to ask or bid prices (depending on the net position). For different risk categories, exposures are aggregated and netted according to internal guidelines and aggregated market price information on bid-ask spreads are applied in the calculation. Spreads are updated on a regular basis.

The portfolio adjustment for uncertainties associated with model assumptions comprises two components (The calculation principles are defined as part of the internal approval process for valuation models):

- Benchmarking of the model output (market values) against market information or against results from alternative models, where available.
- Sensitivity calculations where unobservable parameters are changed to other reasonable values.

The portfolio adjustment for counterparty risk in OTC-derivatives is based on the current exposure towards each counterpart, the estimated potential future exposure as well as an estimate of the cost of hedging the counterparty risk. This cost of hedging is either based directly on market prices (where available) or on a theoretical calculation based on the internal credit rating of the counterpart.

Financial assets and liabilities with offsetting positions in market risk or credit risk are measured on the basis of the price that would be received to sell the net asset exposed to that particular risk or paid to transfer the net liability exposed to that particular risk.

**Note 41 Assets and liabilities at fair value, cont.****Transfers between level 1 and 2**

During the year, NBF transferred debt securities of EUR 3,097m (2,982m) from level 1 to level 2 and EUR 1,032m (997m) from level 2 to level 1 of the fair value hierarchy for financial assets and liabilities which are recorded at fair value. The reason for the transfers from level 1 to level 2 was that the instruments ceased to be actively traded during the year and fair values have now been obtained using valuation techniques with observable market inputs. The reason for the transfer from level 2 to level 1 was that the instruments has again been actively traded during the year and reliable quoted prices are obtained in the market.

**Movements in level 3****Group**

31 Dec 2013, EURm	1 Jan 2013	Fair value gains/losses recognised in the income statement during the year		Purchases	Sales
		Realised	Unrealised <sup>1</sup>		
Interest-bearing securities	277	4	71	96	-227
Shares	527	13	-16	38	-118
Derivatives (net assets and liabilities)	269	289	-69	-	-
Investment properties	94	0	0	28	-17
Other liabilities	-	-20	0	-	-

31 Dec 2013, EURm	Settlements	Issues	Transfers into level 3	Transfers out from level 3	Translation differences	31 Dec 2013
Interest-bearing securities	-6	-	-	-	-	215
Shares	-	-	-	-	-	444
Derivatives (net assets and liabilities)	-289	-	-	-	-	200
Investment properties	-	-	-	-	-1	104
Other liabilities	-608	608	22	-1	0	1

<sup>1</sup> Relates to those assets and liabilities held at the end of the reporting period.

Unrealised gains and losses relates to those assets and liabilities held at the end of the reporting period. During the period NBF transferred other liabilities of EUR 21m from level 2 to level 3. The reason for the transfer from level 2 to level 3 was that observable market data was no longer available. Transfers between levels are considered to have occurred at the end of the reporting period. Fair value gains and losses in the income statement during the year are included in "Net result from items at fair value" (see Note 5). Assets and liabilities related to derivatives are presented net.

**Group**

31 Dec 2012, EURm	1 Jan 2012	Fair value gains/losses recognised in the income statement during the year		Purchases	Sales
		Realised	Unrealised <sup>1</sup>		
Interest-bearing securities	208	-6	14	91	-36
Shares	650	-27	3	145	-292
Derivatives (net assets and liabilities)	-203	-263	472	0	0

31 Dec 2012, EURm	Settlements	Transfers into level 3	Transfers out from level 3	Translation differences	31 Dec 2012
Interest-bearing securities	6	-	-	-	277
Shares	-	-	-	46	527
Derivatives (net assets and liabilities)	263	-	-	-	269

<sup>1</sup> Relates to those assets and liabilities held at the end of the reporting period.

Unrealised gains and losses relates to those assets and liabilities held at the end of the reporting period. Fair value gains and losses in the income statement during the year are included in "Net result from items at fair value" (see Note 5). Assets and liabilities related to derivatives are presented net.

**Note 41 Assets and liabilities at fair value, cont.****Parent company**

31 Dec 2013, EURm	1 Jan 2013	Fair value gains/losses recognised in the income statement during the year		Purchases	Sales
		Realised	Unrealised <sup>1</sup>		
Interest-bearing securities	277	4	71	96	-227
Shares	527	13	-16	38	-118
Derivatives (net assets and liabilities)	269	289	-69	-	-
Investment properties	4	-	0	0	0
Other liabilities	-	-20	0	-	-

31 Dec 2013, EURm	Settlements	Issues	Transfers into level 3	Transfers out from level 3	Translation differences	31 Dec 2013
Interest-bearing securities	-6	-	-	-	-	215
Shares	-	-	-	-	-	444
Derivatives (net assets and liabilities)	-289	-	-	-	-	200
Investment properties	-	-	-	-	-	4
Other liabilities	-608	608	22	-1	-	1

<sup>1</sup> Relates to those assets and liabilities held at the end of the reporting period.

Unrealised gains and losses relates to those assets and liabilities held at the end of the reporting period. During the period NBF transferred other liabilities of EUR 21m from level 2 to level 3. The reason for the transfer from level 2 to level 3 was that observable market data was no longer available. Transfers between levels are considered to have occurred at the end of the reporting period. Fair value gains and losses in the income statement during the year are included in "Net result from items at fair value" (see Note 5). Assets and liabilities related to derivatives are presented net.

**Parent company**

31 Dec 2012, EURm	1 Jan 2012	Fair value gains/losses recognised in the income statement during the year		Purchases	Sales
		Realised	Unrealised <sup>1</sup>		
Interest-bearing securities	208	-6	14	91	-36
Shares	650	-27	3	145	-292
Derivatives (net assets and liabilities)	-203	-264	472	-	-

31 Dec 2012, EURm	Settlements	Transfers into level 3	Transfers out from level 3	Translation differences	31 Dec 2012
Interest-bearing securities	6	-	-	-	277
Shares	-	-	-	46	527
Derivatives (net assets and liabilities)	264	-	-	-	269

<sup>1</sup> Relates to those assets and liabilities held at the end of the reporting period.

Unrealised gains and losses relates to those assets and liabilities held at the end of the reporting period. Fair value gains and losses in the income statement during the year are included in "Net result from items at fair value" (see Note 5). Assets and liabilities related to derivatives are presented net.

#### Note 41 Assets and liabilities at fair value, cont.

##### The valuation processes for fair value measurements in level 3

###### Financial instruments

Valuation principles in Nordea are determined in and approved by the Group Valuation Committee (GVC). GVC issues guiding policies to the business units on how to establish a robust valuation process and minimise the valuation uncertainty. The GVC also serves as escalation point.

The valuation process in Nordea consists of several steps. The first step is the initial end of day (EOD) marking of mid-prices. The mid-prices are either fixed by front office or received from external sources. The second step is the control part, which is performed by independent control units. The cornerstone in the control is the independent price verification (IPV). The IPV test comprises verification of the correctness of prices and other parameters used in the net present value (NPV) calculation, the adequacy of the valuation models, including an assessment of whether to use quoted prices or valuation models, and the reliability of the assumptions and parameters used in the fair value adjustments (FVA) covering mainly liquidity (bid/offer spread), model and credit risk adjustments.

The verification of the correctness of prices and other parameters is carried out daily. Third-party information, such as broker quotes and pricing services, is used as benchmark data in the verification. The quality of the benchmark data is assessed on a regular basis. This quality assessment is used in the measurement of the valuation uncertainty.

The FVAs and the deferrals of day 1 P/L on level 3 trades are calculated and reported on a monthly basis. The actual assessment of instruments in the fair value hierarchy is performed on a continuous basis.

###### Investment properties

For investment properties there are no active markets as the investment properties are not identical. When there are observable inputs available, those will be used to evaluate investment properties. Observable input are inputs that are developed using market data, such as publicly available information about actual events or transactions and that reflect the assumptions that market participants would use when pricing the asset or liability. When observable inputs are not available unobservable inputs are used to measure fair value to the extent that observable inputs are not available. Unobservable inputs are developed based on the best information available in the circumstances, which might include internal data as well.

Investment Properties have been valued based on the observed comparable transactions, adjusted by an unobservable input as well as based on discounted cash flow transactions using discounted rate as an unobservable input. The variation range of discount rate has been between 6.6% and 18.0%.

##### Valuation techniques and inputs used in the fair value measurements in level 3

###### Group and parent company

31 Dec 2013, EURm	Fair value <sup>1</sup>	Valuation techniques
<b>Shares</b>		
Private equity funds	271	Net asset value <sup>1</sup>
Hedge funds	162	Net asset value <sup>1</sup>
Credit Funds	-	Net asset value/market consensus <sup>1</sup>
Other funds	-	Net asset value/Fund prices <sup>1</sup>
Other	11	-
<b>Total<sup>2</sup></b>	<b>444</b>	

<sup>1</sup>The fair values are based on prices and net assets values delivered by external suppliers/custodians. The prices are fixed by the suppliers/custodians on the basis of the development in assets behind the investments. For private equity funds the dominant measurement methodology used by the suppliers/ custodians, is consistent with the International Private Equity and Venture Capital Valuation (IPEV) guidelines issued by the EVCA (European Venture Capital Association).

<sup>2</sup>Effects of reasonably possible alternative assumptions are EURm -36/36 (-39/39).

**Note 41 Assets and liabilities at fair value, cont.****Valuation techniques and inputs used in the fair value measurements in level 3****Group and parent company**

31 Dec 2013, EURm	Fair value	Valuation techniques	Unobservable input	Range of fair value <sup>3</sup>
<b>Derivatives</b>				
Interest rate derivatives	112	Option model	Correlations Volatilities	-6/5
Equity derivatives	99	Option model	Correlations Volatilities Dividend	-17/11
Foreign exchange derivatives	103	Option model	Correlations Volatilities	+/-0
Credit derivatives	-129	Credit derivatives model	Correlations Recovery rates	-7/9
Other	15	Option model	Correlations Volatilities	+/-0
<b>Total</b>	<b>200</b>			

31 Dec 2013, EURm	Fair value	Valuation techniques	Unobservable input	Range of fair value <sup>3</sup>
<b>Interest-bearing securities</b>				
Municipalities and other public bodies	-	Discounted cash flows	Credit spread	-
Mortgage and other credit institutions <sup>2</sup>	200	Discounted cash flows	Credit spread	-19/19
Corporates	15	Discounted cash flows	Credit spread	-1/1
Other	-	-	-	-
<b>Total</b>	<b>215</b>			

Other liabilities	1	Discounted cash flows	Credit spread	-
<b>Total</b>	<b>1</b>			

31 Dec 2013, EURm	Fair value <sup>4</sup>	Valuation techniques	Unobservable input	Range of unobservable input
<b>Investment properties</b>				
Commercial real estates	10	Discounted cash flows	Discount rate	6.6%-18.0%
Residential and some commercial real estates	94	Comparable transactions with adjustments	-	
<b>Total</b>	<b>104</b>			

<sup>3</sup>Range of fair value for derivatives 31 Dec 2012 was EURm -24/20 and for interest-bearing securities EURm -23/23.

<sup>4</sup>Of which the parent company EUR 4m in respect of Residential and some commercial real estates.

**Note 41 Assets and liabilities at fair value, cont.**

The tables on previous page show, for each class of assets and liabilities categorised in level 3, the fair value, the valuation techniques used to estimate the fair value, significant unobservable inputs used in the valuation techniques and for financial assets and liabilities the fair value sensitivity to changes in key assumptions.

Fair value of assets and liabilities in level 3 are estimated using valuation techniques based on assumptions that are not supported by market observable prices or rates. There may be uncertainty about a valuation, resulting from the choice of valuation technique or model used, the assumptions embedded in those models, the extent to which inputs are not market observable, or as a result of other elements affecting the valuation technique. For financial instruments portfolio adjustments are applied to reflect such uncertainties and are deducted from the fair values produced by the models or other valuation techniques (for further information see Note G1 section 11 "Determination of fair value of financial instruments").

The column "range of fair value" and the footnote 3 in the tables above shows the sensitivity of the fair values of level 3 financial instruments to changes in key assumptions. Where the exposure to an unobservable parameter is offset across different instruments then only the net impact is disclosed in the table. The range disclosed are likely to be greater than the true uncertainty in fair value of these instruments, as it is unlikely in practice that all unobservable parameters would be simultaneously at the extremes of their ranges of reasonably possible alternatives. The disclosure is neither predictive nor indicative of future movements in fair value.

In order to calculate the sensitivity (range) in fair value of derivatives a range of different modelling approaches are applied to determine an uncertainty interval around the reported fair value. The different approaches applied target various aspects of derivatives pricing. Two common components of derivative valuation models are volatility of underlying risk factors and correlation between the relevant risk factors. Each of these is addressed by applying different assumptions to input and/or the choice of modelling approach. Besides these common factors a number of asset class specific factors are addressed. These include equity dividend expectations, recovery assumptions for credit derivatives and inflation expectations. The fair values of derivatives are presented as the net of assets and liabilities.

In order to calculate the sensitivity (range) in fair value of shares and interest-bearing securities the fair value was increased and decreased within a range of 5-10 percentage units which are assessed to be reasonable changes in market movements.

As the fair value measurement of investment properties is based on the comparable transactions in the market and adjusted by unobservable inputs and as it is based on the discounted cash flow transactions, the fair value measurement is sensitive for the changes in general interest rate levels as well as the economic growth.

**Deferred Day 1 profit or loss**

The transaction price for financial instruments in some cases differs from the fair value at initial recognition measured using a valuation model, mainly due to that the transaction price is not established in an active market. If there are significant unobservable inputs used in the valuation technique (level 3), the financial instrument is recognised at the transaction price and any difference between the transaction price and fair value at initial recognition measured using a valuation model (day 1 profit) is deferred. For more information see, Note 1 "Accounting policies". The table below shows the aggregate difference yet to be recognised in the income statement at the beginning and end of the period and a reconciliation of changes in how this aggregated difference has been changed during the year (movement of deferred Day 1 profit).

	Group		Parent company	
	31 Dec 2013	31 Dec 2012	31 Dec 2013	31 Dec 2012
EURm				
Amount at beginning of year	-43	-47	-43	-47
Deferred profit/loss on new transactions	-11	-8	-11	-8
Recognised in the income statement during the year	13	12	13	12
<b>Amount at end of year</b>	<b>-41</b>	<b>-43</b>	<b>-41</b>	<b>-43</b>



**Note 41 Assets and liabilities at fair value, cont.****Financial assets and liabilities not at fair value on the balance sheet****Group**

31 Dec 2013, EURm	Carrying amount	Fair value	Level in fair value hierarchy
<b>Assets not held at fair value on the balance sheet</b>			
Cash and balances with central banks	30,904	30,904	1
Loans	102,297	102,358	3
Interest bearing-securities	2,166	2,173	1, 2, 3
Other assets and Prepaid expenses and accrued income	1,734	1,734	3
<b>Total</b>	<b>137,101</b>	<b>137,169</b>	

**Liabilities not held at fair value on the balance sheet**

Deposits and debt instruments	150,887	151,517	3
Other liabilities and Accrued expenses and prepaid income	2,693	2,693	3
<b>Total</b>	<b>153,580</b>	<b>154,210</b>	

**Parent**

31 Dec 2013, EURm	Carrying amount	Fair value	Level in fair value hierarchy
<b>Assets not held at fair value on the balance sheet</b>			
Cash and balances with central banks	30,904	30,904	1
Loans	101,239	101,297	3
Interest bearing-securities	2,166	2,173	1, 2, 3
Other assets and Prepaid expenses and accrued income	1,694	1,694	3
<b>Total</b>	<b>136,003</b>	<b>136,068</b>	

**Liabilities not held at fair value on the balance sheet**

Deposits and debt instruments	150,775	151,405	3
Other liabilities and Accrued expenses and prepaid income	2,505	2,505	3
<b>Total</b>	<b>153,280</b>	<b>153,910</b>	

**Cash and balances with central banks**

The fair value equals the carrying amount. The fair value is based on quoted prices in active markets for relevant currencies and therefore the fair value measurement is categorised into level 1 in the fair value hierarchy.

**Loans**

The fair value of "Loans to central banks", "Loans to credit institutions" and "Loans to the public" has been calculated as the carrying amount adjusted for fair value changes in interest rate risk. The fair value changes related to interest rate risk is based on changes in relevant interest rates compared with corresponding nominal interest rates in the portfolios. The fair value measurement is categorised into level 3 in the fair value hierarchy.

**Interest bearing-securities**

The fair value is EUR 2,173m, of which EUR 27m is categorised in level 1 and EUR 2,146m in level 2 of the fair value hierarchy. The measurement principles follow those for similar instruments that are held at fair value on the balance sheet.

**Other assets and prepaid expenses and accrued income**

The balance sheet items "Other assets" and "Prepaid expenses and accrued income" consist of short receivables, mainly accrued interest receivables. The fair value is therefore considered to equal the carrying amount and is categorised into level 3 in the fair value hierarchy.

**Deposits and debt instruments**

The fair value of "Deposits by credit institutions", "Deposits and borrowings from the public", "Debt securities in issue" and "Subordinated liabilities" has been calculated as the carrying amount adjusted for fair value changes in interest rate risk and in own credit risk. The fair value is categorised into level 3 in the fair value hierarchy. The fair value changes related to interest rate risk is based on changes in relevant interest rates compared with corresponding nominal interest rate in the portfolios. The fair value changes in the credit risk is calculated as a difference between the credit spread in the nominal interest rate compared with the current spread that is observed in the market. This calculation is performed on an aggregated level for all long term issuance recognised in the balance sheet items "Debt securities in issue" and "Subordinated liabilities". As the contractual maturity is short for "Deposits by credit institutions" and "Deposits and borrowing from the public" the changes in Nordea's own credit risk related to these items is assumed not to be significant. This is also the case for short term issuances recognised in the balance sheet items "Debt securities in issue" and "Subordinated liabilities".

**Other liabilities and accrued expenses and prepaid income**

The balance sheet items "Other liabilities" and "Accrued expenses and prepaid income" consist of short-term liabilities, mainly liabilities on securities settlement. The fair value is therefore considered to be equal to the carrying amount and is categorised into level 3 in the fair value hierarchy.

## Note 42 Financial instruments set off on balance or subject to netting agreements

Group	Amounts not set off but subject to master netting agreements and similar agreements						
	Gross recognised financial assets <sup>1</sup>	Gross recognised financial liabilities set off on the balance sheet	Net carrying amount on the balance sheet <sup>2</sup>	Financial instruments	Financial collateral received	Cash collateral received	Net amount
31 Dec 2013, EURm							
<b>Assets</b>							
Derivatives	128,024	-58,022	70,002	-56,569	-	-4,359	9,074
Reverse repurchase agreements	47,307	-	47,307	-24,688	-22,201	-	419
<b>Total</b>	<b>175,331</b>	<b>-58,022</b>	<b>117,309</b>	<b>-81,257</b>	<b>-22,201</b>	<b>-4,359</b>	<b>9,493</b>

Group	Amounts not set off but subject to master netting agreements and similar agreements						
	Gross recognised financial liabilities <sup>1</sup>	Gross recognised financial assets set off on the balance sheet	Net carrying amount on the balance sheet <sup>2</sup>	Financial instruments	Financial collateral pledged	Cash collateral pledged	Net amount
31 Dec 2013, EURm							
<b>Liabilities</b>							
Derivatives	124,005	-58,022	65,983	-56,569	-	-4,869	4,545
Repurchase agreements	49,257	-	49,257	-24,688	-20,894	-	3,675
<b>Total</b>	<b>173,262</b>	<b>-58,022</b>	<b>115,240</b>	<b>-81,257</b>	<b>-20,894</b>	<b>-4,869</b>	<b>8,220</b>

<sup>1</sup> All amounts are measured at fair value.

<sup>2</sup> Reverse repurchase agreements and Securities borrowing agreements are on the balance sheet classified as Loans to central banks, Loans to credit institutions or Loans to the public. Repurchase agreements and Securities lending agreements are on the balance sheet classified as Deposits by credit institution or as Deposits and borrowings from the public.

Group	Amounts not set off but subject to master netting agreements and similar agreements						
	Gross recognised financial assets <sup>1</sup>	Gross recognised financial liabilities set off on the balance sheet	Net carrying amount on the balance sheet <sup>2</sup>	Financial instruments	Financial collateral received	Cash collateral received	Net amount
31 Dec 2012, EURm							
<b>Assets</b>							
Derivatives	192,222	-76,704	115,518	-100,110	-	-4,265	11,143
Reverse repurchase agreements	34,075	-	34,075	-15,549	-18,297	-	228
<b>Total</b>	<b>226,297</b>	<b>-76,704</b>	<b>149,593</b>	<b>-115,659</b>	<b>-18,297</b>	<b>-4,265</b>	<b>11,371</b>

Group	Amounts not set off but subject to master netting agreements and similar agreements						
	Gross recognised financial liabilities <sup>1</sup>	Gross recognised financial assets set off on the balance sheet	Net carrying amount on the balance sheet <sup>2</sup>	Financial instruments	Financial collateral pledged	Cash collateral pledged	Net amount
31 Dec 2012, EURm							
<b>Liabilities</b>							
Derivatives	190,351	-76,704	113,647	-100,110	-	-7,823	5,714
Repurchase agreements	34,518	-	34,518	-15,549	-18,880	-	89
<b>Total</b>	<b>224,869</b>	<b>-76,704</b>	<b>148,165</b>	<b>-115,659</b>	<b>-18,880</b>	<b>-7,823</b>	<b>5,803</b>

<sup>1</sup> All amounts are measured at fair value.

<sup>2</sup> Reverse repurchase agreements and Securities borrowing agreements are on the balance sheet classified as Loans to central banks, Loans to credit institutions or Loans to the public. Repurchase agreements and Securities lending agreements are on the balance sheet classified as Deposits by credit institution or as Deposits and borrowings from the public.

**Note 42** *Financial instruments set off on balance or subject to netting agreements, cont.*

Parent company	Amounts not set off but subject to master netting agreements and similar agreements						
	Gross recognised financial assets <sup>1</sup>	Gross recognised financial liabilities set off on the balance sheet	Net carrying amount on the balance sheet <sup>2</sup>	Financial instruments	Financial collateral received	Cash collateral received	Net amount
31 Dec 2013, EURm							
<b>Assets</b>							
Derivatives	128,024	-58,022	70,002	-56,569	-	-4,359	9,074
Reverse repurchase agreements	47,307	-	47,307	-24,688	-22,201	-	419
<b>Total</b>	<b>175,331</b>	<b>-58,022</b>	<b>117,309</b>	<b>-81,257</b>	<b>-22,201</b>	<b>-4,359</b>	<b>9,493</b>

Parent company	Amounts not set off but subject to master netting agreements and similar agreements						
	Gross recognised financial liabilities <sup>1</sup>	Gross recognised financial assets set off on the balance sheet	Net carrying amount on the balance sheet <sup>2</sup>	Financial instruments	Financial collateral pledged	Cash collateral pledged	Net amount
31 Dec 2013, EURm							
<b>Liabilities</b>							
Derivatives	124,005	-58,022	65,983	-56,569	-	-4,869	4,545
Repurchase agreements	49,257	-	49,257	-24,688	-20,894	-	3,675
<b>Total</b>	<b>173,262</b>	<b>-58,022</b>	<b>115,240</b>	<b>-81,257</b>	<b>-20,894</b>	<b>-4,869</b>	<b>8,220</b>

<sup>1</sup> All amounts are measured at fair value.

<sup>2</sup> Reverse repurchase agreements and Securities borrowing agreements are on the balance sheet classified as Loans to central banks, Loans to credit institutions or Loans to the public. Repurchase agreements and Securities lending agreements are on the balance sheet classified as Deposits by credit institution or as Deposits and borrowings from the public.

Parent company	Amounts not set off but subject to master netting agreements and similar agreements						
	Gross recognised financial assets <sup>1</sup>	Gross recognised financial liabilities set off on the balance sheet	Net carrying amount on the balance sheet <sup>2</sup>	Financial instruments	Financial collateral received	Cash collateral received	Net amount
31 Dec 2012, EURm							
<b>Assets</b>							
Derivatives	192,222	-76,704	115,518	-100,110	-	-4,265	11,143
Reverse repurchase agreements	34,075	-	34,075	-15,549	-18,297	-	228
<b>Total</b>	<b>226,297</b>	<b>-76,704</b>	<b>149,593</b>	<b>-115,659</b>	<b>-18,297</b>	<b>-4,265</b>	<b>11,371</b>

Parent company	Amounts not set off but subject to master netting agreements and similar agreements						
	Gross recognised financial liabilities <sup>1</sup>	Gross recognised financial assets set off on the balance sheet	Net carrying amount on the balance sheet <sup>2</sup>	Financial instruments	Financial collateral pledged	Cash collateral pledged	Net amount
31 Dec 2012, EURm							
<b>Liabilities</b>							
Derivatives	190,351	-76,704	113,647	-100,110	-	-7,823	5,714
Repurchase agreements	34,518	-	34,518	-15,549	-18,880	-	89
<b>Total</b>	<b>224,869</b>	<b>-76,704</b>	<b>148,165</b>	<b>-115,659</b>	<b>-18,880</b>	<b>-7,823</b>	<b>5,803</b>

<sup>1</sup> All amounts are measured at fair value.

<sup>2</sup> Reverse repurchase agreements and Securities borrowing agreements are on the balance sheet classified as Loans to central banks, Loans to credit institutions or Loans to the public. Repurchase agreements and Securities lending agreements are on the balance sheet classified as Deposits by credit institution or as Deposits and borrowings from the public.

**Note 42** *Financial instruments set off on balance or subject to netting agreements, cont.*

**Enforceable master netting arrangements and similar agreements**

The fact that financial instruments are being accounted for on a gross basis on the balance sheet, would not imply that the financial instruments are not subject to master netting agreements or similar arrangements. Generally financial instruments (derivatives, repos and securities lending transactions), would be subject to master netting agreements, and as a consequence Nordea would be allowed to benefit from netting both in the ordinary course of business and in the case of default towards its counter parties, in any calculations involving counterparty credit risk. The reason why the netted exposures are not reflected under assets and liabilities on the balance sheet, would in most instances depend on the limited application of net settlement of financial transactions.

**Note 43** *Transferred assets and obtained collaterals*

**Transferred assets that are not derecognised in their entirety and associated liabilities**

All assets transferred continue to be recognised on the balance sheet if Nordea is still exposed to changes in the fair value of the assets. This is the case for repurchase agreements and securities lending transactions.

Repurchase agreements are a form of collateralised borrowing where Nordea sells securities with an agreement to repurchase them at a later date at a fixed price. The cash received is recognised as a deposit (liability). Securities delivered under repurchase agreements are not derecognised from the balance sheet.

Securities lending transactions are transactions where Nordea lends securities it holds to a counterparty and receives a fee.

As both repurchase agreements and securities lending transactions results in the securities are returned to Nordea, all risks and rewards of the instruments transferred is retained by Nordea, although they are not available for Nordea during the period during which they are transferred. The counterparty in the transactions holds the securities as collateral, but has no recourse to other assets in Nordea.

The securities still reported on the balance sheet and the corresponding liabilities are measured at fair value.

	Group		Parent company	
	31 Dec 2013	31 Dec 2012	31 Dec 2013	31 Dec 2012
EURm				
<b>Repurchase agreements</b>				
Interest-bearing securities	9,739	8,078	9,739	8,078
<b>Total</b>	<b>9,739</b>	<b>8,078</b>	<b>9,739</b>	<b>8,078</b>
<b>Liabilities associated with the assets</b>				
EURm				
<b>Repurchase agreements</b>				
Deposits by credit institutions	3,085	2,975	3,085	2,975
Deposits and borrowings from the public	6,654	5,103	6,654	5,103
<b>Total</b>	<b>9,739</b>	<b>8,078</b>	<b>9,739</b>	<b>8,078</b>
<b>Net</b>	<b>0</b>	<b>0</b>	<b>0</b>	<b>0</b>

**Obtained collaterals which are permitted to be sold or repledged**

NBF obtains collaterals under reverse repurchase and securities borrowing agreements which, under the terms of the agreements, can be sold or repledged. The transactions are conducted under standard agreements employed by financial markets participants. Generally, the agreements require additional collateral to be provided if the value of the securities falls below a predetermined level. Under standard terms for most repurchase transactions, the recipient of collateral has an unrestricted right to sell or repledge it, subject to returning equivalent securities on settlement of the transactions. The fair value of the securities obtained as collateral under reverse repurchase and securities borrowing agreements are disclosed below.

	Group		Parent company	
	31 Dec 2013	31 Dec 2012	31 Dec 2013	31 Dec 2012
EURm				
<b>Reverse repurchase agreements</b>				
Received collaterals which can be repledged or sold	45,944	33,447	45,944	33,447
- of which repledged or sold	39,068	14,855	39,068	14,855
<b>Total</b>	<b>45,944</b>	<b>33,447</b>	<b>45,944</b>	<b>33,447</b>

## Note 44 Maturity analysis for assets and liabilities

### Group

#### Expected maturity

EURm	Note	31 Dec 2013			31 Dec 2012		
		Expected to be recovered or settled:		Total	Expected to be recovered or settled:		Total
		Within 12 months	After 12 months		Within 12 months	After 12 months	
Cash and balances with central banks		30 904	-	30 904	30 004	-	30 004
Loans to central banks	13	657	-	657	809	-	809
Loans to credit institutions	13	21 070	14 040	35 110	19 779	16 239	36 018
Loans to the public	13	58 339	55 440	113 779	45 428	55 337	100 765
Interest-bearing securities	14	10 031	24 215	34 246	12 994	16 824	29 818
Financial instruments pledged as collateral	15	7 088	2 651	9 739	3 885	4 193	8 078
Shares	16	665	15	680	-	838	838
Derivatives	17	8 026	62 208	70 234	10 675	106 538	117 213
Fair value changes of the hedged items in portfolio hedge of interest rate risk	18	7	51	58	-1	125	124
Investments in group undertakings	19	-	-	0	-	-	0
Investments in associated undertakings	20	-	59	59	-	79	79
Intangible assets	21	3	97	100	-	108	108
Property and equipment	22, 23	2	92	94	-	96	96
Investment property	24	1	112	113	8	96	104
Deferred tax assets	12	4	1	5	-	37	37
Current tax assets	12	1	-	1	1	-	1
Retirement benefit assets	33	-	133	133	-	80	80
Other assets	25	8 273	4	8 277	3	10 317	10 320
Prepaid expenses and accrued income	26	572	-	572	889	80	969
<b>Total assets</b>		<b>145 643</b>	<b>159 118</b>	<b>304 761</b>	<b>124 474</b>	<b>210 987</b>	<b>335 461</b>
Deposits by credit institutions	27	73 991	5 435	79 426	68 173	6 493	74 666
Deposits and borrowings from the public	28	79 820	1 089	80 909	70 211	1	70 212
Debt securities in issue	29	25 648	21 482	47 130	28 645	20 354	48 999
Derivatives	17	8 810	58 299	67 109	11 810	104 026	115 836
Fair value changes of the hedged items in portfolio hedge of interest rate risk	18	25	344	369	-8	645	637
Current tax liabilities	12	8	-	8	-	4	4
Other liabilities	30	18 855	-	18 855	14 239	-	14 239
Accrued expenses and prepaid income	31	863	3	866	865	81	946
Deferred tax liabilities	12	39	14	53	-	58	58
Provisions	32	2	70	72	21	62	83
Retirement benefit liabilities	33	-	21	21	-	50	50
Subordinated liabilities	34	360	69	429	-1	515	514
<b>Total liabilities</b>		<b>208 421</b>	<b>86 826</b>	<b>295 247</b>	<b>193 955</b>	<b>132 289</b>	<b>326 244</b>

**Note 44 Maturity analysis for assets and liabilities, cont.**

**Parent company**

**Expected maturity**

EURm	Note	31 Dec 2013			31 Dec 2012		
		Expected to be recovered or settled:		Total	Expected to be recovered or settled:		Total
		Within 12 months	After 12 months		Within 12 months	After 12 months	
Cash and balances with central banks		30 904	-	30 904	30 004	-	30 004
Loans to central banks	13	657	-	657	809	-	809
Loans to credit institutions	13	25 671	14 892	40 563	24 355	17 108	41 463
Loans to the public	13	54 647	52 621	107 268	41 775	52 538	94 313
Interest-bearing securities	14	10 031	24 215	34 246	12 994	16 824	29 818
Financial instruments pledged as collateral	15	7 088	2 651	9 739	3 885	4 193	8 078
Shares	16	665	14	679	-	835	835
Derivatives	17	8 026	62 208	70 234	10 675	106 538	117 213
Fair value changes of the hedged items in portfolio hedge of interest rate risk	18	7	51	58	-1	125	124
Investments in group undertakings	19	-	376	376	-	373	373
Investments in associated undertakings	20	-	34	34	-	34	34
Intangible assets	21	-	98	98	-	106	106
Property and equipment	22, 23	-	74	74	-	59	59
Investment property	24	-	8	8	-	10	10
Deferred tax assets	12	2	-	2	-	31	31
Current tax assets	12	-	-	-	-	-	-
Retirement benefit assets	33	-	132	132	-	80	80
Other assets	25	8 233	-	8 233	0	10 278	10 278
Prepaid expenses and accrued income	26	386	-	386	777	-	777
<b>Total assets</b>		<b>146 317</b>	<b>157 374</b>	<b>303 691</b>	<b>125 273</b>	<b>209 132</b>	<b>334 405</b>
Deposits by credit institutions	27	73 949	5 366	79 315	73 949	5 366	79 315
Deposits and borrowings from the public	28	79 819	1 089	80 908	79 819	1 089	80 908
Debt securities in issue	29	25 648	21 482	47 130	25 648	21 482	47 130
Derivatives	17	8 810	58 299	67 109	8 810	58 299	67 109
Fair value changes of the hedged items in portfolio hedge of interest rate risk	18	25	344	369	25	344	369
Current tax liabilities	12	4	-	4	4	-	4
Other liabilities	30	18 687	-	18 687	18 687	-	18 687
Accrued expenses and prepaid income	31	668	-	668	668	-	668
Deferred tax liabilities	12	-	-	-	-	-	-
Provisions	32	-	67	67	-	67	67
Retirement benefit liabilities	33	-	20	20	-	20	20
Subordinated liabilities	34	360	69	429	360	69	429
<b>Total liabilities</b>		<b>207 970</b>	<b>86 736</b>	<b>294 706</b>	<b>207 970</b>	<b>86 736</b>	<b>294 706</b>

**Note 44 Maturity analysis for assets and liabilities, cont.****Contractual undiscounted cash flows****Group**

31 Dec 2013, EURm	Payable on demand	Maximum 3 months	3-12 months	1-5 years	More than 5 years	<b>Total</b>
Interest bearing assets	36,850	67,487	26,151	67,676	41,783	<b>239,948</b>
Non interest bearing assets	-	-	-	-	80,423	<b>80,423</b>
<b>Total assets</b>	<b>36,850</b>	<b>67,487</b>	<b>26,151</b>	<b>67,676</b>	<b>122,206</b>	<b>320,370</b>
Interest bearing liabilities	41,808	110,698	28,689	21,628	7,964	<b>210,786</b>
Non interest bearing liabilities	-	-	-	-	96,866	<b>96,866</b>
<b>Total liabilities</b>	<b>41,808</b>	<b>110,698</b>	<b>28,689</b>	<b>21,628</b>	<b>104,830</b>	<b>307,652</b>
Derivatives, cash inflow	-	467,888	125,713	212,976	68,318	<b>874,896</b>
Derivatives, cash outflow	-	-469,864	-125,876	-212,411	-69,415	<b>-877,566</b>
<b>Net exposure</b>	<b>-</b>	<b>-1,975</b>	<b>-162</b>	<b>565</b>	<b>-1,097</b>	<b>-2,670</b>
<b>Exposure</b>	<b>-4,958</b>	<b>-45,186</b>	<b>-2,700</b>	<b>46,613</b>	<b>16,279</b>	<b>10,048</b>
<b>Cumulative exposure</b>	<b>-4,958</b>	<b>-50,144</b>	<b>-52,844</b>	<b>-6,230</b>	<b>10,048</b>	

31 Dec 2012, EURm <sup>1</sup>	Payable on demand	Maximum 3 months	3-12 months	1-5 years	More than 5 years	<b>Total</b>
Interest bearing assets	33,325	63,458	25,197	59,911	38,406	<b>220,296</b>
Non interest bearing assets	-	-	-	-	129,970	<b>129,970</b>
<b>Total assets</b>	<b>33,325</b>	<b>63,458</b>	<b>25,197</b>	<b>59,911</b>	<b>168,376</b>	<b>350,266</b>
Interest bearing liabilities	47,433	94,051	26,955	22,238	6,302	<b>196,979</b>
Non interest bearing liabilities	-	-	-	-	141,070	<b>141,070</b>
<b>Total liabilities</b>	<b>47,433</b>	<b>94,051</b>	<b>26,955</b>	<b>22,238</b>	<b>147,372</b>	<b>338,049</b>
Derivatives, cash inflow	-	502,103	185,362	373,663	167,094	<b>1,228,221</b>
Derivatives, cash outflow	-	-522,227	-184,337	-365,728	-166,886	<b>-1,239,177</b>
<b>Net exposure</b>	<b>-</b>	<b>-20,124</b>	<b>1,025</b>	<b>7,934</b>	<b>209</b>	<b>-10,956</b>
<b>Exposure</b>	<b>-14,108</b>	<b>-50,717</b>	<b>-733</b>	<b>45,608</b>	<b>21,212</b>	<b>1,261</b>
<b>Cumulative exposure</b>	<b>-14,108</b>	<b>-64,825</b>	<b>-65,558</b>	<b>-19,950</b>	<b>1,261</b>	

<sup>1</sup> The figures for 2012 have been restated

The table is based on contractual maturities for on balance sheet instruments. For derivatives, the expected cash inflows and outflows are disclosed for both derivative assets and derivative liabilities, as derivatives are managed on a net basis. In addition to the on balance sheet and derivative instruments, Nordea has credit commitments amounting to EUR 15,882m (15,956), which could be drawn on at any time.

NBF has also issued guarantees of EUR 14,323m (14,628) which may lead to future cash outflows if certain events occur.

**Note 44 Maturity analysis for assets and liabilities, cont.****Contractual undiscounted cash flows****Parent company**

31 Dec 2013, EURm	Payable on demand	Maximum 3 months	3-12 months	1-5 years	More than 5 years	<b>Total</b>
Interest bearing assets	37,624	67,494	25,779	66,139	41,434	<b>238,470</b>
Non interest bearing assets	-	-	-	-	80,323	<b>80,323</b>
<b>Total assets</b>	<b>37,624</b>	<b>67,494</b>	<b>25,779</b>	<b>66,139</b>	<b>121,757</b>	<b>318,794</b>
Interest bearing liabilities	47,209	105,119	28,556	20,882	8,593	<b>210,360</b>
Non interest bearing liabilities	-	-	-	-	95,909	<b>95,909</b>
<b>Total liabilities</b>	<b>47,209</b>	<b>105,119</b>	<b>28,556</b>	<b>20,882</b>	<b>104,502</b>	<b>306,269</b>
Derivatives, cash inflow	-	467,888	125,713	212,976	68,318	<b>874,896</b>
Derivatives, cash outflow	-	-469,864	-125,876	-212,411	-69,415	<b>-877,566</b>
<b>Net exposure</b>	<b>-</b>	<b>-1,975</b>	<b>-162</b>	<b>565</b>	<b>-1,097</b>	<b>-2,670</b>
<b>Exposure</b>	<b>-9,584</b>	<b>-39,601</b>	<b>-2,939</b>	<b>45,821</b>	<b>16,158</b>	<b>9,855</b>
<b>Cumulative exposure</b>	<b>-9,584</b>	<b>-49,185</b>	<b>-52,124</b>	<b>-6,303</b>	<b>9,855</b>	

31 Dec 2012, EURm <sup>1</sup>	Payable on demand	Maximum 3 months	3-12 months	1-5 years	More than 5 years	<b>Total</b>
Interest bearing assets	30,627	66,552	24,928	58,074	37,265	<b>217,446</b>
Non interest bearing assets	-	-	-	-	129,917	<b>129,917</b>
<b>Total assets</b>	<b>30,627</b>	<b>66,552</b>	<b>24,928</b>	<b>58,074</b>	<b>167,182</b>	<b>347,363</b>
Interest bearing liabilities	47,450	93,946	26,928	22,209	6,298	<b>196,831</b>
Non interest bearing liabilities	-	-	-	-	140,111	<b>140,111</b>
<b>Total liabilities</b>	<b>47,450</b>	<b>93,946</b>	<b>26,928</b>	<b>22,209</b>	<b>146,410</b>	<b>336,942</b>
Derivatives, cash inflow	-	502,101	185,362	373,661	167,090	<b>1,228,214</b>
Derivatives, cash outflow	-	-522,224	-184,337	-365,718	-166,875	<b>-1,239,153</b>
<b>Net exposure</b>	<b>-</b>	<b>-20,123</b>	<b>1,025</b>	<b>7,944</b>	<b>215</b>	<b>-10,939</b>
<b>Exposure</b>	<b>-16,822</b>	<b>-47,517</b>	<b>-975</b>	<b>43,809</b>	<b>20,987</b>	<b>-519</b>
<b>Cumulative exposure</b>	<b>-16,822</b>	<b>-64,339</b>	<b>-65,314</b>	<b>-21,505</b>	<b>-519</b>	

<sup>1</sup> The figures for 2012 have been restated



## Note 45 Related-party transactions

Shareholders with significant influence and close family members to key management personnel in Nordea Group as well as companies significantly influenced by key management personnel or by close family members to key management personnel in Nordea Group are considered to be related parties to Nordea. Included in this group of related parties are Sampo Oyj and Aegon Asset Management. If transactions with related companies are made in Nordea's and the related companies' ordinary course of business and on the same criteria and terms as those for comparable transactions with parties of similar standing, and if they did not involve more than normal risktaking, the transactions are not included in the table.

Group	Nordea Group undertakings		Nordea Group associated undertakings		Other related parties	
	31 Dec 2013	31 Dec 2012	31 Dec 2013	31 Dec 2012	31 Dec 2013	31 Dec 2012
EURm						
<b>Assets</b>						
Loans	28,488	29,613	143	204	-	-
Interest-bearing securities	3,683	5,254	120	11	-	-
Financial instruments pledged as collateral	1,097	1,150	-	-	-	-
Derivatives	2,163	2,829	141	278	-	-
Other assets	1,259	630	-	-	-	-
Prepaid expenses and accrued income	23	411	-	-	-	-
<b>Total assets</b>	<b>36,713</b>	<b>39,887</b>	<b>404</b>	<b>493</b>	<b>-</b>	<b>-</b>
<b>Liabilities</b>						
Deposits	42,073	41,202	44	55	74	5
Debt securities in issue	1,243	975	11	39	-	-
Derivatives	2,795	3,344	34	4	-	-
Other liabilities	403	158	-	-	-	-
Accrued expenses and deferred income	261	202	-	-	-	-
<b>Total liabilities</b>	<b>46,775</b>	<b>45,881</b>	<b>89</b>	<b>98</b>	<b>74</b>	<b>5</b>
<b>Off balance<sup>1</sup></b>	<b>203,052</b>	<b>219,010</b>	<b>5,662</b>	<b>8,085</b>	<b>-</b>	<b>-</b>
<b>Group</b>	31 Dec	31 Dec	31 Dec	31 Dec	31 Dec	31 Dec
EURm	2013	2012	2013	2012	2013	2012
Net interest income	128	85	3	3	-	-
Net fee and commission income	-649	-296	2	2	1	1
Net result from items at fair value	24	-276	9	81	-	-
Other operating income	9	26	-	-	-	-
Total operating expenses	-157	-95	-1	-	-	-
<b>Profit before loan losses</b>	<b>-645</b>	<b>-556</b>	<b>13</b>	<b>86</b>	<b>1</b>	<b>1</b>

<sup>1</sup> Including nominal values on derivatives.

Parent company	Group undertakings		Associated undertakings		Other related parties	
	31 Dec 2013	31 Dec 2012	31 Dec 2013	31 Dec 2012	31 Dec 2013	31 Dec 2012
EURm						
<b>Assets</b>						
Loans and receivables	5,775	5,674	143	171	-	-
Interest-bearing securities	-	-	-	-	-	-
Financial instruments pledged as collateral	-	-	-	-	-	-
Derivatives	-	-	9	9	-	-
Investments in associated undertakings	-	-	34	34	-	-
Investments in group undertakings	376	373	-	-	-	-
Other assets	4	4	-	-	-	-
Prepaid expenses and accrued income	4	7	-	-	-	-
<b>Total assets</b>	<b>6,159</b>	<b>6,058</b>	<b>186</b>	<b>214</b>	<b>-</b>	<b>-</b>

**Note 45 Related-party transactions, cont.****Parent company**

EURm	Group undertakings		Associated undertakings		Other related parties	
	31 Dec 2013	31 Dec 2012	31 Dec 2013	31 Dec 2012	31 Dec 2013	31 Dec 2012
<b>Liabilities</b>						
Deposits	9	22	1	7	74	5
Debt securities in issue	-	-	-	35	-	-
Derivatives	-	-	-	0	-	-
Other liabilities	0	0	-	-	-	-
Accrued expenses and deferred income	0	2	-	-	-	-
<b>Total liabilities</b>	<b>9</b>	<b>24</b>	<b>1</b>	<b>42</b>	<b>74</b>	<b>5</b>

**Off balance<sup>1</sup>**

<b>651</b>	<b>519</b>	<b>174</b>	<b>191</b>	<b>-</b>	<b>-</b>
------------	------------	------------	------------	----------	----------

<sup>1</sup> Including nominal values on derivatives.**Parent company**

EURm	31 Dec	31 Dec	31 Dec	31 Dec	31 Dec	31 Dec
	2013	2012	2013	2012	2013	2012
Net interest income	35	66	2	3	-	0
Net fee and commission income	53	49	1	1	1	1
Net result from items at fair value	-	-	2	6	-	-
Other operating income	6	10	-	-	-	0
Total operating expenses	-28	-38	-	-	-	-
<b>Profit before loan losses</b>	<b>66</b>	<b>87</b>	<b>5</b>	<b>10</b>	<b>1</b>	<b>1</b>

The terms "group undertakings" and "associated undertakings" refer to group undertakings and associated undertakings of the Nordea Bank Finland Group. In addition to the parent company figures stated above, the parent company's assets included receivables, interest-bearing securities, derivatives and other assets from other Nordea group undertakings in the amount of EUR 36,579m (39,885), liabilities in the amount of EUR 46,588m (45,688), profit before loan losses in the amount of EUR -641m (-569) and off-balance sheet commitments in the amount of EUR 203,052m (218,491). Off balance sheet transactions with Nordea group associated undertakings amounted to EUR 5,488m (7,895) and corresponding balance sheet values of derivatives were EUR 132m (268) in assets and EUR 34m (4) in liabilities.

**Compensations and loans and receivables to Key management personnel**

Compensations and loans to Key management personnel are specified in Note 8.

**Note 46 Mergers, acquisitions, disposals and dissolutions**

<b>Subsidiaries acquired during 2013</b>	Line of business	Total assets EURm	Profit/loss for the year as included in the Bank Group
SIA Baltic Ipasums (Latvia)	Real estate activities	0	0
<b>Other subsidiaries established during 2013</b>	Number of companies	Total assets EURm	Profit/loss for the year as included in the Bank Group
Other companies	1	2	0
<b>Subsidiaries sold during 2013</b>	Line of business	Total assets EURm	Profit/loss for the year as included in the Bank Group
Lahden Aleksanterinkatu 19-21	Real estate company	5	0
<b>Other subsidiaries sold during 2013</b>	Number of companies	Total assets EURm	Profit/loss for the year as included in the Bank Group
Other companies	1	1	0
<b>Subsidiaries merged during 2013</b>	Line of business	Total assets EURm	Profit/loss for the year as included in the Bank Group
Fidenta Oy	Computer programming activities	4	2
<b>Subsidiaries dissolved during 2013</b>	Number of companies	Total assets EURm	Profit/loss for the year as included in the Bank Group
-	-	-	-
<b>Associated undertakings dissolved during 2013</b>	Line of business	Total assets EURm	Profit/loss for the year as included in the Bank Group
-	-	-	-

## Note 47 Credit risk disclosure

Credit risk management and credit risk analysis is described in the Risk, Liquidity and Capital management section of the Board of Directors' Report. Additional information on credit risk is also disclosed in the Capital and Risk management Report (Pillar 3) 2013, which is available on [www.nordea.com](http://www.nordea.com).

### Group

	31 Dec 2013	31 Dec 2012
<b>Exposure types, EURm</b>		
On-balance sheet items	153,299	159,345
Off-balance sheet items	15,301	14,675
Securities financing	1,740	1,120
Derivatives	18,698	31,580
<b>Exposure At Default (EAD)</b>	<b>189,038</b>	<b>206,720</b>

Tables presented in this Note, containing exposure, are presented as Exposure At Default (EAD). EAD is the exposure after applying credit conversion factors (CCF).

### Link between credit risk exposure and the balance sheet

This section discloses the link between the loan portfolio as defined by accounting standards and exposure as defined in CRD III. The main differences are outlined in this section to illustrate the link between the different reporting methods.

Original exposure is the exposure before taking into account substitution effects stemming from credit risk mitigation, credit conversion factors (CCFs) for off-balance sheet exposure and allowances within the standardised approach. In this note, however, exposure is defined as exposure at default (EAD) for IRB exposure and exposure value for standardised exposure unless otherwise stated. In accordance with the CRD, credit risk exposure presented in this report, is divided between exposure classes where each exposure class is divided into exposure types as follows:

- On-balance sheet items
- Off-balance sheet items (e.g. guarantees and unutilised amounts of credit facilities)
- Securities financing (e.g. reversed repurchase agreements and securities lending)
- Derivatives

Items presented in the Annual Report, in accordance with the accounting standards, are divided as follows:

- On-balance sheet items (e.g. loans to central banks and to credit institutions, loans to the public, reversed repurchase agreements, positive fair value for derivatives and interest-bearing securities)
- Off-balance sheet items (e.g. guarantees and unutilised lines of credit)

The table below shows the link between the CRD credit risk exposure and items presented in the Annual Report.

### On-balance sheet items

The following items have been excluded from the balance sheet, when calculating on-balance exposure in accordance with the CRD:

- Market risk related items in the trading book, such as certain interest-bearing securities and pledged instruments.
- Repos, derivatives and securities lending. These transactions are either included in the calculation of market risk in the trading book or reported as separate exposure types (derivatives or securities financing).
- Other, mainly allowances, intangible assets and deferred tax assets.

### Off-balance sheet items

The following off-balance sheet items specified in the Annual Report are excluded when off-balance exposure is calculated in accordance with the CRD:

- Assets pledged as security for own liabilities and "Other assets pledged" (apart from leasing). These transactions are reported as securities financing (i.e. a separate exposure type)
- Derivatives

### Derivatives and securities financing

Derivatives can be both on-balance sheet (i.e. positive fair value) and off-balance (i.e. nominal amounts) in accordance with accounting standards. However, in the CRD, the derivatives and securities financing are reported as separate exposure types. Also, re-purchase agreements and securities lending/borrowing transactions are in the balance sheet calculated based on nominal value. In the CRD calculations these exposure types are determined net of the collateral value.

**Note 47 Credit risk disclosure, cont.**

**On-balance sheet items**  
**Group**

	Original exposure	Items related to market risk	Repos, derivatives, securities lending	Other	Balance sheet
31 Dec 2013, EURm					
Cash and balances with central banks	30,904				30,904
Interest-bearing securities and pledged instruments	17,912	26,073			43,985
Loans to central banks and credit institutions	28,636		7,131	0	35,767
Loans to the public	74,422		40,176	-820	113,779
Derivatives <sup>1</sup>			70,234		70,234
Intangible assets				100	100
Other assets and prepaid expenses	1,551	7,271	65	1,104	9,991
<b>Total assets</b>	<b>153,425</b>	<b>33,344</b>	<b>117,607</b>	<b>384</b>	<b>304,761</b>

	Original exposure	Items related to market risk	Repos, derivatives, securities lending	Other	Restate-ments <sup>2</sup>	Balance sheet
31 Dec 2012, EURm						
Cash and balances with central banks	30,004					30,004
Interest-bearing securities and pledged instruments	23,188	-21,159			6,451	37,896
Loans to central banks and credit institutions	29,468		-7,358	0		36,827
Loans to the public	74,814		-26,716	766		100,765
Derivatives <sup>1</sup>	0		-117,213			117,213
Intangible assets	0			-108		108
Other assets and prepaid expenses	2,060	-9,188	-55	-1,381	35	12,649
<b>Total assets</b>	<b>159,534</b>	<b>-30,347</b>	<b>-151,343</b>	<b>-723</b>	<b>6,487</b>	<b>335,461</b>

<sup>1</sup> Derivatives are included in banking and trading books, but not at book values. Counterparty risk in trading derivatives is included in the credit risk.

<sup>2</sup> The change in presentation of forward starting bonds has impacted the balance sheet (see Note 1), but has not impacted the capital adequacy calculations.

**Off-balance sheet items**  
**Group**

	Credit risk in Basel II calculation
31 Dec 2013, EURm	
Contingent liabilities	15,836
Commitments	16,603
<b>Total off-balance sheet items</b>	<b>32,439</b>

	Credit risk in Basel II calculation	Items not included in accounts	Original exposure	Average conversion factor	Exposure at default EAD
31 Dec 2013, EURm					
Credit facilities and Checking accounts	13,435	4,676	18,111	31%	5,633
Loan commitments	2,767	259	3,026	26%	793
Guarantees	14,760		14,760	57%	8,415
Other	1,476		1,476	31%	459
<b>Total</b>	<b>32,439</b>	<b>4,935</b>	<b>37,374</b>		<b>15,301</b>

	Credit risk in Basel II calculation
31 Dec 2012, EURm	
Contingent liabilities	16,419
Commitments	16,589
<b>Total off-balance sheet items</b>	<b>33,008</b>

	Credit risk in Basel II calculation	Items not included in accounts	Original exposure	Average conversion factor	Exposure at default EAD
31 Dec 2012, EURm					
Credit facilities and Checking accounts	14,168	4,371	18,539	26%	4,784
Loan commitments	2,428	248	2,675	24%	653
Guarantees	15,279		15,279	58%	8,929
Other	1,134		1,134	27%	309
<b>Total</b>	<b>33,008</b>	<b>4,619</b>	<b>37,627</b>		<b>14,675</b>

**Note 47 Credit risk disclosure, cont.**

The table below presents the distribution of collateral used in the capital adequacy calculation process. The table shows real estate to be the major part of the eligible collateral items in relative terms, also showing that residential real estate as collateral experienced the highest relative increase during the year. Real estate is commonly used as collateral for credit risk mitigation purposes. There is no certain concentration of real estate collateral to any region within the Nordic and Baltic countries. Other physical collateral consist of vessels, machinery, equipment and other movables. The relative share of financial collaterals decreased during the year due to the different treatment of financial collaterals in IMM approach.

**Collateral distribution****Group**

EURm	31 Dec 2013	31 Dec 2012
Financial Collateral	2%	13%
Receivables	2%	2%
Residential Real Estate	82%	76%
Commercial Real Estate	8%	5%
Other Physical Collateral	7%	4%

When Nordea sells protection in a CDO transaction, Nordea carries the risk of losses in the reference portfolio on the occurrence of a credit event. When Nordea buys protection in a CDO transaction, any losses in the reference portfolio, in which Nordea has not necessarily invested, triggered by a credit event is then carried by the seller of protection.

The risk from CDOs is hedged with a portfolio of CDSs. The risk positions are subject to various types of market risk limits, including VaR, and the CDO valuations are subject to fair value adjustments for model risk. These fair value adjustments are recognised in the income statement.

**Collateralised Debt Obligations (CDO) - Exposure<sup>1</sup>**

Group and parent company	31 Dec 2013		31 Dec 2012	
	Bought protection	Sold protection	Bought protection	Sold protection
Nominals, EURm				
CDOs, gross	1,266	1,587	1,833	2,314
Hedged exposures	965	966	1,442	1,444
<b>CDOs, net<sup>2</sup></b>	<b>301<sup>3</sup></b>	<b>621<sup>4</sup></b>	<b>391<sup>3</sup></b>	<b>870<sup>4</sup></b>
- of which Equity	57	102	53	173
- of which Mezzanine	108	306	80	148
- of which Senior	136	213	258	549

<sup>1</sup> First-to-Default swaps are not classified as CDOs and are therefore not included in the table. Net bought protection amounts to EUR 47m (214) and net sold protection to EUR 18m (50). Both bought and sold protection are, to the predominant part, investment grade.

<sup>2</sup> Net exposure disregards exposure where tranches are completely identical in terms of reference pool attachment, detachment, maturity and currency.

<sup>3</sup> Of which investment grade EUR 184m (349) and sub investment grade EUR 115m (42).

<sup>4</sup> Of which investment grade EUR 411m (769) and sub investment grade EUR 273m (101) and not rated EUR 0m (0).

**Restructured loans current year<sup>1</sup>**

EURm	Group		Parent company	
	31 Dec 2013	31 Dec 2012	31 Dec 2013	31 Dec 2012
Loans before restructuring, carrying amount	0	31	0	31
Loans after restructuring, carrying amount	0	0	0	0

<sup>1</sup> Loans classified as impaired that subsequently have improved and are not classified as impaired at the reporting date.

**Assets taken over for protection of claims<sup>1</sup>**

EURm	Group		Parent company	
	31 Dec 2013	31 Dec 2012	31 Dec 2013	31 Dec 2012
Current assets, carrying amount:				
Land and buildings	108	93	108	93
Shares and other participations				
Other assets	3	4	0	0
<b>Total</b>	<b>111</b>	<b>97</b>	<b>108</b>	<b>93</b>

<sup>1</sup> In accordance with Nordea's policy for taking over assets for protection of claims, which is in compliance with the local Banking Business Acts, wherever Nordea is located. Assets, used as collateral for the loan, are generally taken over when the customer is not able to fulfil its obligations to Nordea.

**Note 47 Credit risk disclosure, cont.**

The table below shows loans past due 6 days or more that are not considered impaired split by corporate and household customers. Past due loans to corporate customers that are not considered impaired were at end of 2013 EUR 251m down from EUR 316m one year ago, while past due loans for household customers increased to EUR 438m (405).

**Past due loans, excl. impaired loans**

EURm	Group				Parent company			
	31 Dec 2013		31 Dec 2012		31 Dec 2013		31 Dec 2012	
	Corporate customers	Household customers	Corporate customers	Household customers	Corporate customers	Household customers	Corporate customers	Household customers
6-30 days	92	215	110	183	34	194	37	163
31-60 days	70	144	62	144	37	101	23	94
61-90 days	30	71	26	68	18	51	17	47
>90 days	58	8	118	9	53	8	112	9
<b>Total</b>	<b>251</b>	<b>438</b>	<b>316</b>	<b>405</b>	<b>142</b>	<b>354</b>	<b>189</b>	<b>314</b>
Past due not impaired loans divided by loans to the public after allowances, %	0.34	1.15	0.50	1.08	0.20	1.00	0.32	0.91

The distribution of loans to corporate by size of loans, seen in the table below, shows a high degree of diversification where approximately 80% of the corporate volume represents loans up to EUR 50m per customer.

**Loans to corporate customers, by size of loan**

EURm	Group				Parent company			
	31 Dec 2013		31 Dec 2012		31 Dec 2013		31 Dec 2012	
	Value	%	Value	%	Value	%	Value	%
0-10	41,146	54.9	33,812	54.0	39,041	54.9	31,766	54.0
10-50	19,140	25.6	16,316	26.1	18,161	25.6	15,329	26.1
50-100	5,199	6.9	4,717	7.5	4,933	6.9	4,432	7.5
100-250	5,939	7.9	6,038	9.6	5,635	7.9	5,673	9.6
250-500	3,471	4.6	1,735	2.8	3,293	4.6	1,630	2.8
500-	0	0.0	0	0.0	0	0.0	0	0
<b>Total</b>	<b>74,895</b>	<b>100.0</b>	<b>62,618</b>	<b>100.0</b>	<b>71,064</b>	<b>100.0</b>	<b>58,830</b>	<b>100.0</b>

**Interest-bearing securities**

Group	31 Dec 2013			31 Dec 2012		
	At fair value	At amortised cost	Total	At fair value	At amortised cost	Total
	EURm					
State and sovereigns	8,672		8,672	6,483		6,483
Municipalities and other public bodies	146		146	97		97
Mortgage institutions	12,353		12,353	9,004		9,004
Other credit institutions	8,600	2,166	10,766	10,476	2,373	12,849
Corporates	1,881		1,881	1,151		1,151
Corporates, sub-investment grade	428		428	234		234
Other	0		0	0		-
<b>Total</b>	<b>32,080</b>	<b>2,166</b>	<b>34,246</b>	<b>27,445</b>	<b>2,373</b>	<b>29,818</b>
<b>Parent company</b>	31 Dec 2013			31 Dec 2012		
EURm	At fair value	At amortised cost	Total	At fair value	At amortised cost	Total
State and sovereigns	8,672		8,672	6,483		6,483
Municipalities and other public bodies	146		146	97		97
Mortgage institutions	12,353		12,353	9,004		9,004
Other credit institutions	8,600	2,166	10,766	10,476	2,373	12,849
Corporates	1,881		1,881	1,151		1,151
Corporates, sub-investment grade	428		428	234		234
Other	0		-	0		-
<b>Total</b>	<b>32,080</b>	<b>2,166</b>	<b>34,246</b>	<b>27,445</b>	<b>2,373</b>	<b>29,818</b>

## Note 48 Nordea shares

Nordea Bank Finland Plc does not possess own shares. During the year Nordea Bank Finland has bought and sold shares in its parent company Nordea Bank AB (publ) as part of its normal trading and market making activities. The trades are specified in the table enclosed.

### Acquisitions

Month	Quantity	Average acq.price	Amount, EUR
January	69,189	7.72	528,605.85
February	456	8.24	3,757.44
March	65,884	8.97	602,862.87
April	177,806	8.58	1,539,078.41
May	117,103	9.65	1,132,049.86
June	8,455	8.50	70,010.90
July	2,638	9.04	24,116.90
August	134,187	9.51	1,278,093.26
September	46,997	9.01	420,291.23
October	229,419	8.91	2,086,514.32
November	131,899	9.19	1,210,670.81
December	83,942	9.12	752,058.39
	1,067,975		9,648,110.23

### Sales

Month	Quantity	Average price	Amount, EUR
January	-284,570	7.57	-2,160,718.81
February	-11,725	8.51	-100,506.07
March	-113,091	8.97	-1,030,519.36
April	-115,124	8.63	-1,039,752.90
May	-124,125	9.43	-1,186,326.96
June	-3,006	9.17	-27,282.40
July	-8,600	8.86	-75,281.47
August	-105,453	9.53	-950,382.79
September	-124,270	9.05	-1,133,033.73
October	-262,302	9.22	-2,452,024.76
November	-68,353	9.36	-638,041.72
December	-97,207	9.16	-876,125.61
	-1,317,826		-11,669,996.57

The quota value of the Nordea Bank AB (publ) share is EUR 1.00. The trades had an insignificant effect on the shareholding and voting-power in Nordea Bank AB (publ). At year-end 2013 NBF owned 32,441 shares of the parent company.

## The proposal of the Board of Directors to the Annual General Meeting

The parent company's distributable funds on 31 December 2013 were EUR 6,040,396,280.47, of which the profit for the year was EUR 780,036,821.89. The Board of Directors proposes that

1. a dividend of EUR 750,000,000.00 be paid
2. whereafter the distributable funds will be EUR 5,290,396,280.47.

Signatures of the Directors' report and of the Financial Statements:

Helsinki, 28 February 2014

Torsten Hagen Jørgensen

Casper von Koskull

Carl-Johan Granvik

Gunn Wærsted

Our auditors' report has been issued today.

Helsinki, 28 February 2014

KPMG OY AB

Marcus Tötterman  
Authorised Public Accountant



## Auditors' report

*This document is an English translation of the Finnish auditor's report. Only the Finnish version of the report is legally binding.*

### **To the Annual General Meeting of Nordea Bank Finland Plc**

We have audited the accounting records, the financial statements, the report of the Board of Directors, and the administration of Nordea Bank Finland Plc for the year ended on 31 December 2013. The financial statements comprise both the consolidated and the parent company's statement of financial position, income statement, statement of comprehensive income, statement of changes in equity and statement of cash flows, and notes to the financial statements.

#### *Responsibility of the Board of Directors and the Managing Director*

The Board of Directors and the Managing Director are responsible for the preparation of financial statements that give a true and fair view in accordance with International Financial Reporting Standards (IFRS) as adopted by the EU, as well as for the preparation of financial statements and the report of the Board of Directors that give a true and fair view in accordance with the laws and regulations governing the preparation of the financial statements and the report of the Board of Directors in Finland. The Board of Directors is responsible for the appropriate arrangement of the control of the company's accounts and finances, and the Managing Director shall see to it that the accounts of the company are in compliance with the law and that its financial affairs have been arranged in a reliable manner.

#### *Auditor's responsibility*

Our responsibility is to express an opinion on the financial statements, on the consolidated financial statements and on the report of the Board of Directors based on our audit. The Auditing Act requires that we comply with the requirements of professional ethics. We conducted our audit in accordance with good auditing practice in Finland. Good auditing practice requires that we plan and perform the audit to obtain reasonable assurance about whether the financial statements and the report of the Board of Directors are free from material misstatement, and whether the members of the Board of Directors of the parent company and the Managing Director are guilty of an act or negligence which may result in liability in damages towards the company or have violated the Finnish Credit Institutions Act, the Limited Liability Companies Act or the articles of association of the company.

An audit involves performing procedures to obtain audit evidence about the amounts and disclosures in the financial statements and the report of the Board of Directors. The procedures selected depend on the auditor's judgment, including the assessment of the risks of material misstatement, whether due to fraud or error. In making those risk assessments, the auditor considers internal control relevant to the entity's preparation of financial statements and report of the Board of Directors that give a true and fair view in order to design audit procedures that are appropriate in the circumstances, but not for the purpose of expressing an opinion on the effectiveness of the company's internal control.

An audit also includes evaluating the appropriateness of accounting policies used and the reasonableness of accounting estimates made by management, as well as evaluating the overall presentation of the financial statements and the report of the Board of Directors.

We believe that the audit evidence we have obtained is sufficient and appropriate to provide a basis for our audit opinion.

#### *Opinion*

In our opinion,

- both the consolidated and the parent company's financial statements give a true and fair view of their financial position, financial performance, and cash flows in accordance with International Financial Reporting Standards (IFRS) as adopted by the EU
- the financial statements and the report of the Board of Directors give a true and fair view of both the consolidated and the parent company's financial performance and financial position in accordance with the laws and regulations governing the preparation of the financial statements and the report of the Board of Directors in Finland
- the information in the report of the Board of Directors is consistent with the information in the financial statements.

*Other opinions*

We support the adoption of the financial statements. The proposal by the Board of Directors regarding the treatment of distributable funds is in compliance with the Limited Liability Companies Act. We support that the Board of Directors of the parent company and the Managing Director be discharged from liability for the financial period audited by us.

Helsinki 28 February 2014

KPMG OY AB

Marcus Tötterman

*Authorized Public Accountant in Finland*

**ANNEX 3**  
**AUDITED CONSOLIDATED FINANCIAL STATEMENTS OF NBAB FOR THE YEAR ENDED**  
**31 DECEMBER 2012, INCLUDING THE AUDITOR'S REPORT AND NOTES RELATING**  
**THERE TO**

# Income statement, Group

EURm	Note	2012	2011
<b>Operating income</b>			
Interest income		12,264	11,955
Interest expense		-6,512	-6,499
<b>Net interest income</b>	G3	<b>5,752</b>	<b>5,456</b>
Fee and commission income		3,306	3,122
Fee and commission expense		-802	-727
<b>Net fee and commission income</b>	G4	<b>2,504</b>	<b>2,395</b>
Net result from items at fair value	G5	1,784	1,517
Profit from associated undertakings accounted for under the equity method	G19	93	42
Other operating income	G6	103	91
<b>Total operating income</b>		<b>10,236</b>	<b>9,501</b>
<b>Operating expenses</b>			
General administrative expenses:			
Staff costs	G7	-3,048	-3,113
Other expenses	G8	-1,860	-1,914
Depreciation, amortisation and impairment charges of tangible and intangible assets	G9, G20, G21	-278	-192
<b>Total operating expenses</b>		<b>-5,186</b>	<b>-5,219</b>
<b>Profit before loan losses</b>		<b>5,050</b>	<b>4,282</b>
Net loan losses	G10	-933	-735
<b>Operating profit</b>		<b>4,117</b>	<b>3,547</b>
Income tax expense	G11	-991	-913
<b>Net profit for the year</b>		<b>3,126</b>	<b>2,634</b>
<b>Attributable to:</b>			
Shareholders of Nordea Bank AB (publ)		3,119	2,627
Non-controlling interests		7	7
<b>Total</b>		<b>3,126</b>	<b>2,634</b>
Basic earnings per share, EUR	G12	0.78	0.65
Diluted earnings per share, EUR	G12	0.78	0.65

# Statement of comprehensive income, Group

EURm	2012	2011
<b>Net profit for the year</b>	<b>3,126</b>	<b>2,634</b>
<b>Items that may be reclassified subsequently to the income statement</b>		
Currency translation differences during the year	420	-28
Hedging of net investments in foreign operations:		
Valuation gains/losses during the year	-254	0
Tax on valuation gains/losses during the year	45	0
Available-for-sale investments: <sup>1</sup>		
Valuation gains/losses during the year	67	5
Tax on valuation gains/losses during the year	-17	-1
Cash flow hedges:		
Valuation gains/losses during the year	133	166
Tax on valuation gains/losses during the year	-35	-43
Transferred to profit or loss for the year	-321	—
Tax on transfers to profit or loss for the year	85	—
<b>Other comprehensive income, net of tax</b>	<b>123</b>	<b>99</b>
<b>Total comprehensive income</b>	<b>3,249</b>	<b>2,733</b>
<b>Attributable to:</b>		
Shareholders of Nordea Bank AB (publ)	3,242	2,726
Non-controlling interests	7	7
<b>Total</b>	<b>3,249</b>	<b>2,733</b>

1) Valuation gains/losses related to hedged risks under fair value hedge accounting are accounted for directly in the income statement.

# Balance sheet, Group

EURm	Note	31 Dec 2012	31 Dec 2011
<b>Assets</b>			
Cash and balances with central banks		36,060	3,765
Loans to central banks	G13	8,005	40,615
Loans to credit institutions	G13	10,569	11,250
Loans to the public	G13	346,251	337,203
Interest-bearing securities	G14	94,939	92,373
Financial instruments pledged as collateral	G15	7,970	8,373
Shares	G16	28,128	20,167
Derivatives	G17	118,789	171,943
Fair value changes of the hedged items in portfolio hedge of interest rate risk	G18	-711	-215
Investments in associated undertakings	G19	585	591
Intangible assets	G20	3,425	3,321
Property and equipment	G21, G22	474	469
Investment property	G23	3,408	3,644
Deferred tax assets	G11	218	169
Current tax assets	G11	78	185
Retirement benefit assets	G33	301	223
Other assets	G24	16,372	19,425
Prepaid expenses and accrued income	G25	2,559	2,703
<b>Total assets</b>		<b>677,420</b>	<b>716,204</b>
<b>Liabilities</b>			
Deposits by credit institutions	G26	55,426	55,316
Deposits and borrowings from the public	G27	200,678	190,092
Liabilities to policyholders	G28	45,320	40,715
Debt securities in issue	G29	184,340	179,950
Derivatives	G17	114,203	167,390
Fair value changes of the hedged items in portfolio hedge of interest rate risk	G18	1,940	1,274
Current tax liabilities	G11	391	154
Other liabilities	G30	33,472	43,368
Accrued expenses and prepaid income	G31	3,903	3,496
Deferred tax liabilities	G11	997	1,018
Provisions	G32	389	483
Retirement benefit obligations	G33	348	325
Subordinated liabilities	G34	7,797	6,503
<b>Total liabilities</b>		<b>649,204</b>	<b>690,084</b>
<b>Equity</b>			
Non-controlling interests		5	86
Share capital		4,050	4,047
Share premium reserve		1,080	1,080
Other reserves		76	-47
Retained earnings		23,005	20,954
<b>Total equity</b>		<b>28,216</b>	<b>26,120</b>
<b>Total liabilities and equity</b>		<b>677,420</b>	<b>716,204</b>
Assets pledged as security for own liabilities	G35	164,902	146,894
Other assets pledged	G36	4,367	6,090
Contingent liabilities	G37	21,157	24,468
Credit commitments	G38	84,914	85,319
Other commitments	G38	1,294	1,651

# Statement of changes in equity, Group

EURm	Attributable to shareholders of Nordea Bank AB (publ) <sup>2</sup>						Total	Non-controlling interests	Total equity
	Share capital <sup>1</sup>	Share premium reserve	Translation of foreign operations	Cash flow hedges	Available-for-sale investments	Retained earnings			
<b>Balance at 1 Jan 2012</b>	<b>4,047</b>	<b>1,080</b>	<b>-176</b>	<b>123</b>	<b>6</b>	<b>20,954</b>	<b>26,034</b>	<b>86</b>	<b>26,120</b>
Net profit for the year	—	—	—	—	—	3,119	3,119	7	3,126
Currency translation differences during the year	—	—	420	—	—	—	420	—	420
Hedging of net investments in foreign operations:									
Valuation gains/losses during the year	—	—	-254	—	—	—	-254	—	-254
Tax on valuation gains/losses during the year	—	—	45	—	—	—	45	—	45
Available-for-sale investments:									
Valuation gains/losses during the year	—	—	—	—	67	—	67	—	67
Tax on valuation gains/losses during the year	—	—	—	—	-17	—	-17	—	-17
Cash flow hedges:									
Valuation gains/losses during the year	—	—	—	133	—	—	133	—	133
Tax on valuation gains/losses during the year	—	—	—	-35	—	—	-35	—	-35
Transferred to profit or loss for the year	—	—	—	-321	—	—	-321	—	-321
Tax on transfer to profit or loss for the year	—	—	—	85	—	—	85	—	85
Other comprehensive income, net of tax	—	—	211	-138	50	—	123	—	123
<b>Total comprehensive income</b>	<b>—</b>	<b>—</b>	<b>211</b>	<b>-138</b>	<b>50</b>	<b>3,119</b>	<b>3,242</b>	<b>7</b>	<b>3,249</b>
Issued C-shares <sup>3</sup>	3	—	—	—	—	—	3	—	3
Repurchase of C-shares <sup>3</sup>	—	—	—	—	—	-3	-3	—	-3
Share-based payments	—	—	—	—	—	14	14	—	14
Dividend for 2011	—	—	—	—	—	-1,048	-1,048	—	-1,048
Purchases of own shares <sup>4</sup>	—	—	—	—	—	-31	-31	—	-31
Change in non-controlling interests	—	—	—	—	—	—	—	-84	-84
Other changes	—	—	—	—	—	—	—	-4	-4
<b>Balance at 31 Dec 2012</b>	<b>4,050</b>	<b>1,080</b>	<b>35</b>	<b>-15</b>	<b>56</b>	<b>23,005</b>	<b>28,211</b>	<b>5</b>	<b>28,216</b>

1) Total shares registered were 4,050 million.

2) Restricted capital was EUR 4,050m, unrestricted capital was EUR 24,161m.

3) Refers to the Long Term Incentive Programme (LTIP). LTIP 2012 was hedged by issuing 2,679,168 C-shares. The shares have been bought back and converted to ordinary shares. The total holding of own shares related to LTIP is 20.3 million.

4) Refers to the change in the holding of own shares related to the Long Term Incentive Programme, trading portfolio and Nordea's shares within portfolio schemes in Denmark. The number of own shares were 26.9 million.

EURm	Attributable to shareholders of Nordea Bank AB (publ) <sup>2</sup>								
	Share capital <sup>1</sup>	Share premium reserve	Other reserves:			Retained earnings	Total	Non-controlling interests	Total equity
			Translation of foreign operations	Cash flow hedges	Available-for-sale investments				
<b>Balance at 1 Jan 2011</b>	<b>4,043</b>	<b>1,065</b>	<b>-148</b>	<b>—</b>	<b>2</b>	<b>19,492</b>	<b>24,454</b>	<b>84</b>	<b>24,538</b>
Net profit for the year	—	—	—	—	—	2,627	2,627	7	2,634
Currency translation differences during the year	—	—	-28	—	—	—	-28	—	-28
Hedging of net investments in foreign operations:									
Valuation gains/losses during the year	—	—	0	—	—	—	0	—	0
Tax on valuation gains/losses during the year	—	—	0	—	—	—	0	—	0
Available-for-sale investments:									
Valuation gains/losses during the year	—	—	—	—	5	—	5	—	5
Tax on valuation gains/losses during the year	—	—	—	—	-1	—	-1	—	-1
Cash flow hedges:									
Valuation gains/losses during the year	—	—	—	166	—	—	166	—	166
Tax on valuation gains/losses during the year	—	—	—	-43	—	—	-43	—	-43
Other comprehensive income, net of tax	—	—	-28	123	4	—	99	—	99
<b>Total comprehensive income</b>	<b>—</b>	<b>—</b>	<b>-28</b>	<b>123</b>	<b>4</b>	<b>2,627</b>	<b>2,726</b>	<b>7</b>	<b>2,733</b>
Issued C-shares <sup>3</sup>	4	—	—	—	—	—	4	—	4
Repurchase of C-shares <sup>3</sup>	—	—	—	—	—	-4	-4	—	-4
Share-based payments	—	—	—	—	—	11	11	—	11
Dividend for 2010	—	—	—	—	—	-1,168	-1,168	—	-1,168
Purchases of own shares <sup>4</sup>	—	—	—	—	—	-4	-4	—	-4
Other changes	—	15 <sup>5</sup>	—	—	—	—	15	-5	10
<b>Balance at 31 Dec 2011</b>	<b>4,047</b>	<b>1,080</b>	<b>-176</b>	<b>123</b>	<b>6</b>	<b>20,954</b>	<b>26,034</b>	<b>86</b>	<b>26,120</b>

1) Total shares registered were 4,047 million.

2) Restricted capital was EUR 4,047m, unrestricted capital was EUR 21,987m.

3) Refers to the Long Term Incentive Programme (LTIP). LTIP 2011 was hedged by issuing 4,730,000 C-shares. The shares have been bought back and converted to ordinary shares. The total holding of own shares related to LTIP is 18.2 million.

4) Refers to the change in the holding of own shares related to the Long Term Incentive Programme, trading portfolio and Nordea's shares within portfolio schemes in Denmark. The number of own shares were 20.7 million.

5) In connection to the rights issue in 2009 an assessment was made on the VAT Nordea would have to pay on the transaction costs. This assessment has been changed in 2011 based on a new tax case law.

## Dividends per share

See Statement of changes in equity for the parent company, page 175.



# Cash flow statement, Group

EURm	2012	2011
<b>Operating activities</b>		
Operating profit	4,117	3,547
Adjustment for items not included in cash flow	3,178	537
Income taxes paid	-662	-981
<b>Cash flow from operating activities before changes in operating assets and liabilities</b>	<b>6,633</b>	<b>3,103</b>
<b>Changes in operating assets</b>		
Change in loans to central banks and credit institutions	21,166	-20,784
Change in loans to the public	-2,988	-23,749
Change in interest-bearing securities	-2,968	-16,500
Change in financial assets pledged as collateral	437	1,100
Change in shares	-8,094	-2,776
Change in derivatives, net	3,017	-2,151
Change in investment properties	236	-77
Change in other assets	2,982	3,438
<b>Changes in operating liabilities</b>		
Change in deposits by credit institutions	-19	14,307
Change in deposits and borrowings from the public	7,000	13,341
Change in liabilities to policyholders	1,089	1,587
Change in debt securities in issue	1,665	27,205
Change in other liabilities	-10,402	5,686
<b>Cash flow from operating activities</b>	<b>19,754</b>	<b>3,730</b>
<b>Investing activities</b>		
Acquisition of business operations	0	0
Sale of business operations	0	0
Acquisition of associated undertakings	-6	-16
Sale of associated undertakings	3	4
Acquisition of property and equipment	-141	-157
Sale of property and equipment	27	35
Acquisition of intangible assets	-177	-192
Sale of intangible assets	2	0
Net investments in debt securities, held to maturity	1,047	7,876
Purchase/sale of other financial fixed assets	19	15
<b>Cash flow from investing activities</b>	<b>774</b>	<b>7,565</b>
<b>Financing activities</b>		
Issued subordinated liabilities	1,530	891
Amortised subordinated liabilities	-624	-2,232
New share issue	3	4
Repurchase of own shares incl change in trading portfolio	-31	-4
Dividend paid	-1,048	-1,168
<b>Cash flow from financing activities</b>	<b>-170</b>	<b>-2,509</b>
<b>Cash flow for the year</b>	<b>20,358</b>	<b>8,786</b>
Cash and cash equivalents at the beginning of year	22,606	13,706
Translation difference	-156	114
Cash and cash equivalents at the end of year	42,808	22,606
<b>Change</b>	<b>20,358</b>	<b>8,786</b>

**Comments on the cash flow statement**

The cash flow statement has been prepared in accordance with IAS 7. The cash flow statement shows inflows and outflows of cash and cash equivalents during the year. Nordea's cash flow has been prepared in accordance with the indirect method, whereby operating profit is adjusted for effects of non-cash transactions such as depreciation and loan losses. The cash flows are classified by operating, investing and financing activities.

**Operating activities**

Operating activities are the principal revenue-producing activities and cash flows are mainly derived from the operating profit for the year with adjustment for items not included in cash flow and income taxes paid. Adjustment for non-cash items includes:

EURm	2012	2011
Depreciation	240	190
Impairment charges	38	2
Loan losses	1,011	811
Unrealised gains/losses	-2,749	-2,419
Capital gains/losses (net)	-10	-4
Change in accruals and provisions	354	-225
Translation differences	-366	62
Change in bonus potential to policyholders, Life	582	-575
Change in technical reserves, Life	2,935	937
Change in fair value of hedged items, assets/liabilities (net)	1,267	1,842
Other	-124	-84
<b>Total</b>	<b>3,178</b>	<b>537</b>

Changes in operating assets and liabilities consist of assets and liabilities that are part of normal business activities, such as loans, deposits and debt securities in issue. Changes in derivatives are reported net.

Cash flow from operating activities includes interest payments received and interest expenses paid with the following amounts:

EURm	2012	2011
Interest payments received	12,553	11,896
Interest expenses paid	6,437	6,376

**Investing activities**

Investing activities include acquisitions and disposals of non-current assets, like property and equipment, intangible and financial assets.

**Financing activities**

Financing activities are activities that result in changes in equity and subordinated liabilities, such as new issues of shares, dividends and issued/amortised subordinated liabilities.

**Cash and cash equivalents**

The following items are included in Cash and cash equivalents:

EURm	31 Dec 2012	31 Dec 2011
Cash and balances with central banks	36,060	3,765
Loans to central banks, payable on demand	5,938	17,328
Loans to credit institutions, payable on demand	810	1,513
<b>Total</b>	<b>42,808</b>	<b>22,606</b>

Cash comprises legal tender and bank notes in foreign currencies. Balances with central banks consist of deposits in accounts with central banks and postal giro systems under government authority, where the following conditions are fulfilled;

- the central bank or the postal giro system is domiciled in the country where the institution is established
- the balance on the account is readily available at any time.

Loans to credit institutions, payable on demand include liquid assets not represented by bonds or other interest-bearing securities. Loans to central banks, payable on demand includes instruments where Nordea has the right to resell immediately.

# Quarterly development, Group

EURm	Q4 2012	Q3 2012	Q2 2012	Q1 2012	Q4 2011	Q3 2011	Q2 2011	Q1 2011	2012	2011
Net interest income	1,429	1,441	1,462	1,420	1,427	1,379	1,326	1,324	5,752	5,456
Net fee and commission income	692	605	611	596	588	582	623	602	2,504	2,395
Net result from items at fair value	444	377	494	469	506	111	356	544	1,784	1,517
Profit from associated undertakings accounted for under the equity method	33	23	14	23	15	-4	13	18	93	42
Other income	32	23	25	23	22	23	24	22	103	91
<b>Total operating income</b>	<b>2,630</b>	<b>2,469</b>	<b>2,606</b>	<b>2,531</b>	<b>2,558</b>	<b>2,091</b>	<b>2,342</b>	<b>2,510</b>	<b>10,236</b>	<b>9,501</b>
General administrative expenses:										
Staff costs	-764	-752	-761	-771	-714	-887	-744	-768	-3,048	-3,113
Other expenses	-473	-467	-465	-455	-502	-474	-485	-453	-1,860	-1,914
Depreciation, amortisation and impairment charges of tangible and intangible assets	-90	-74	-64	-50	-50	-52	-46	-44	-278	-192
<b>Total operating expenses</b>	<b>-1,327</b>	<b>-1,293</b>	<b>-1,290</b>	<b>-1,276</b>	<b>-1,266</b>	<b>-1,413</b>	<b>-1,275</b>	<b>-1,265</b>	<b>-5,186</b>	<b>-5,219</b>
<b>Profit before loan losses</b>	<b>1,303</b>	<b>1,176</b>	<b>1,316</b>	<b>1,255</b>	<b>1,292</b>	<b>678</b>	<b>1,067</b>	<b>1,245</b>	<b>5,050</b>	<b>4,282</b>
Net loan losses	-244	-254	-217	-218	-263	-112	-118	-242	-933	-735
<b>Operating profit</b>	<b>1,059</b>	<b>922</b>	<b>1,099</b>	<b>1,037</b>	<b>1,029</b>	<b>566</b>	<b>949</b>	<b>1,003</b>	<b>4,117</b>	<b>3,547</b>
Income tax expense	-217	-234	-278	-262	-243	-160	-249	-261	-991	-913
<b>Net profit for the period</b>	<b>842</b>	<b>688</b>	<b>821</b>	<b>775</b>	<b>786</b>	<b>406</b>	<b>700</b>	<b>742</b>	<b>3,126</b>	<b>2,634</b>
Diluted earnings per share (DEPS), EUR	0.21	0.17	0.21	0.19	0.19	0.10	0.18	0.18	0.78	0.65
DEPS, rolling 12 months up to period end, EUR	0.78	0.76	0.69	0.66	0.65	0.65	0.73	0.68	0.78	0.65

# 5 year overview, Group

## Income statement

EURm	2012	2011	2010	2009	2008
Net interest income	5,752	5,456	5,159	5,281	5,093
Net fee and commission income	2,504	2,395	2,156	1,693	1,883
Net result from items at fair value	1,784	1,517	1,837	1,946	1,028
Profit from associated undertakings accounted for under the equity method	93	42	66	48	24
Other income	103	91	116	105	172
<b>Total operating income</b>	<b>10,236</b>	<b>9,501</b>	<b>9,334</b>	<b>9,073</b>	<b>8,200</b>
General administrative expenses:					
Staff costs	-3,048	-3,113	-2,784	-2,724	-2,568
Other expenses	-1,860	-1,914	-1,862	-1,639	-1,646
Depreciation, amortisation and impairment charges of tangible and intangible assets	-278	-192	-170	-149	-124
<b>Total operating expenses</b>	<b>-5,186</b>	<b>-5,219</b>	<b>-4,816</b>	<b>-4,512</b>	<b>-4,338</b>
<b>Profit before loan losses</b>	<b>5,050</b>	<b>4,282</b>	<b>4,518</b>	<b>4,561</b>	<b>3,862</b>
Net loan losses	-933	-735	-879	-1,486	-466
<b>Operating profit</b>	<b>4,117</b>	<b>3,547</b>	<b>3,639</b>	<b>3,075</b>	<b>3,396</b>
Income tax expense	-991	-913	-976	-757	-724
<b>Net profit for the year</b>	<b>3,126</b>	<b>2,634</b>	<b>2,663</b>	<b>2,318</b>	<b>2,672</b>

## Balance sheet

EURm	31 Dec 2012	31 Dec 2011	31 Dec 2010	31 Dec 2009	31 Dec 2008
Cash and balances with central banks	36,060	3,765	10,023	11,500	3,157
Interest-bearing securities	94,939	92,373	82,249	69,099	51,375
Loans to central banks and credit institutions	18,574	51,865	15,788	18,555	23,903
Loans to the public	346,251	337,203	314,211	282,411	265,100
Derivatives	118,789	171,943	96,825	75,422	86,838
Other assets	62,807	59,055	61,743	50,557	43,701
<b>Total assets</b>	<b>677,420</b>	<b>716,204</b>	<b>580,839</b>	<b>507,544</b>	<b>474,074</b>
Deposits by credit institutions	55,426	55,316	40,736	52,190	51,932
Deposits and borrowings from the public	200,678	190,092	176,390	153,577	148,591
Liabilities to policyholders	45,320	40,715	38,766	33,831	29,238
Debt securities in issue	184,340	179,950	151,578	130,519	108,989
Derivatives	114,203	167,390	95,887	73,043	85,538
Subordinated liabilities	7,797	6,503	7,761	7,185	8,209
Other liabilities	41,440	50,118	45,183	34,779	23,774
Equity	28,216	26,120	24,538	22,420	17,803
<b>Total liabilities and equity</b>	<b>677,420</b>	<b>716,204</b>	<b>580,839</b>	<b>507,544</b>	<b>474,074</b>

# Ratios and key figures, Group

	2012	2011	2010	2009	2008
Basic earnings per share, EUR	0.78	0.65	0.66	0.60	0.79
Diluted earnings per share, EUR	0.78	0.65	0.66	0.60	0.79
Share price <sup>1</sup> , EUR	7.24	5.98	8.16	7.10	3.90
Total shareholders' return, %	21.0	-24.4	3.7	78.6	-46.9
Proposed/actual dividend per share, EUR	0.34	0.26	0.29	0.25	0.20
Equity per share <sup>1</sup> , EUR	7.01	6.47	6.07	5.56	5.29
Potential shares outstanding <sup>1,2</sup> , million	4,050	4,047	4,043	4,037	2,600
Weighted average number of diluted shares <sup>3</sup> , million	4,022	4,028	4,022	3,846	3,355
Return on equity, %	11.6	10.6	11.5	11.3	15.3
Assets under management <sup>1</sup> , EURbn	218.3	187.4	191.0	158.1	125.6
Cost/income ratio, %	51	55	52	50	53
Loan loss ratio, basis points	28	23	31	56	19
Core tier 1 capital ratio, excluding transition rules <sup>1</sup> , %	13.1	11.2	10.3	10.3	8.5
Tier 1 capital ratio, excluding transition rules <sup>1</sup> , %	14.3	12.2	11.4	11.4	9.3
Total capital ratio, excluding transition rules <sup>1</sup> , %	16.2	13.4	13.4	13.4	12.1
Core tier 1 capital ratio <sup>1</sup> , %	10.2	9.2	8.9	9.3	6.7
Tier 1 capital ratio <sup>1</sup> , %	11.2	10.1	9.8	10.2	7.4
Total capital ratio <sup>1</sup> , %	12.7	11.1	11.5	11.9	9.5
Core tier 1 capital <sup>1</sup> , EURm	21,961	20,677	19,103	17,766	14,313
Tier 1 capital <sup>1</sup> , EURm	23,953	22,641	21,049	19,577	15,760
Risk-weighted assets, incl transition rules <sup>1</sup> , EURbn	215	224	215	192	213
Number of employees (full-time equivalents) <sup>1</sup>	31,466	33,068	33,809	33,347	34,008
Risk-adjusted profit, EURm	3,245	2,714	2,622	2,786	2,279
Economic profit, EURm	1,403	1,145	936	1,334	1,015
Economic capital <sup>1</sup> , EURbn	17.9	17.7	17.5	16.7	15.8
EPS, risk-adjusted, EUR	0.81	0.67	0.65	0.72	0.68
RAROCAR, %	17.6	15.5	15.0	17.3	15.6
MCEV, EURm	3,762	2,714	3,655	3,244	2,624

1) End of the year.

2) Increase between 2008 and 2009 due to Nordea's rights issue.

3) 2008–2009 restated due to the rights issue.

# Business definitions

These definitions apply to the descriptions in the Annual Report.

**Allowances in relation to impaired loans** Allowances for individually assessed impaired loans divided by individually assessed impaired loans before allowances.

**Basic earnings per share** Net profit for the year divided by the weighted average number of outstanding shares, non-controlling interests excluded.

**Capital base** Capital base includes the sum of the Tier 1 capital and the supplementary capital consisting of subordinated loans, after deduction of the carrying amount of the shares in wholly owned insurance companies and the potential deduction for expected shortfall.

**Cost of equity (%)** Required return by investors on the Nordea share, measured as the long risk free euro rate plus required average risk premium to invest in equities multiplied by Beta, which reflects the Nordea share's volatility and correlation with market volatility.

Cost of equity in EUR is defined as Cost of equity (%) times Economic capital. The Cost of equity is set by management once a year as a parameter to manage risk appetite and investment level.

**Cost/income ratio** Total operating expenses divided by total operating income.

**Diluted earnings per share** Net profit for the year divided by the weighted average number of outstanding shares after full dilution, non-controlling interests excluded.

**Economic capital (EC)** Internal estimate of required capital and measures the capital required to cover unexpected losses in the course of its business with a certain probability. EC uses advanced internal models to provide a consistent measurement for Credit Risk, Market Risk, Operational Risk, Business Risk and Life Insurance Risk arising from activities in Nordea's various business areas.

The aggregation of risks across the group gives rise to diversification effects resulting from the differences in

risk drivers and the improbability that unexpected losses occur simultaneously.

**Economic profit** Deducting Cost of equity from Risk-adjusted profit.

**Equity per share** Equity as shown on the balance sheet after full dilution and non-controlling interests excluded divided by the number of shares after full dilution.

**Expected losses** Normalised loss level of the individual loan exposure over a business cycle as well as various portfolios.

**Impairment rate, gross** Individually assessed impaired loans before allowances divided by total loans before allowances.

**Impairment rate, net** Individually assessed impaired loans after allowances divided by total loans before allowances.

**Loan loss ratio** Net loan losses (annualised) divided by opening balance of loans to the public (lending).

**MCEV (Market Consistent Embedded Value)** Estimate of the value a shareholder would put on a portfolio of in-force life and pension business based on objective market return. No franchise value or other additional value is included in MCEV.

**Non-performing, not impaired** Past due loans, not impaired due to future cash flows (included in Loans, not impaired).

**Price to Book** Nordea's stock market value relative to its book value of total equity.

**RAROCAR, % (Risk-adjusted return on capital at risk)**, Risk-adjusted profit relative to Economic capital.

**Return on equity** Net profit for the year excluding non-controlling interests as a percentage of average equity for the year. Average equity including net profit for the year and dividend until paid, non-controlling interests excluded.

**Risk-adjusted profit** Total income minus total operating expenses, minus Expected losses and standard tax (25 % 2012). In addition, Risk-adjusted profit excludes major non-recurring items.

**Risk-weighted assets** Total assets and off-balance-sheet items valued on the basis of the credit and market risks, as well as operational risks of the Group's undertakings, in accordance with regulations governing capital adequacy, excluding assets in insurance companies, carrying amount of shares which have been deducted from the capital base and intangible assets.

**Tier 1 capital** Proportion of the capital base, which includes consolidated shareholders' equity excluding investments in insurance companies, proposed dividend, deferred tax assets, intangible assets in the banking operations and half of the expected shortfall deduction, – the negative difference between expected losses and provisions. Subsequent to the approval of the supervisory authorities, Tier 1 capital also includes qualified forms of subordinated loans (Tier 1 capital contributions and hybrid capital loans).

The Core tier 1 capital constitutes the Tier 1 capital excluding hybrid capital loans.

**Tier 1 capital ratio** Tier 1 capital as a percentage of risk-weighted assets. The Core tier 1 ratio is calculated as Core tier 1 capital as a percentage of risk-weighted assets.

**Total allowance rate** Total allowances divided by total loans before allowances.

**Total allowances in relation to impaired loans (provisioning ratio)** Total allowances divided by impaired loans before allowances.

**Total capital ratio** Capital base as a percentage of risk-weighted assets.

**Total shareholders return (TSR)** Total shareholders return measured as growth in the value of a shareholding during the year, assuming the dividends are reinvested at the time of the payment to purchase additional shares.

**G1**
**Accounting policies**
**Content for Note G1**

1. Basis for presentation	94
2. Changed accounting policies and presentation	94
3. Changes in IFRSs not yet applied by Nordea	95
4. Critical judgements and estimation uncertainty	96
5. Principles of consolidation	98
6. Recognition of operating income and impairment	99
7. Income recognition life insurance	100
8. Recognition and derecognition of financial instruments on the balance sheet	101
9. Translation of assets and liabilities denominated in foreign currencies	101
10. Hedge accounting	101
11. Determination of fair value of financial instruments	102
12. Cash and cash equivalents	103
13. Financial instruments	103
14. Loans to the public/credit institutions	105
15. Leasing	106
16. Intangible assets	107
17. Property and equipment	107
18. Investment property	108
19. Liabilities to policyholders	108
20. Taxes	109
21. Earnings per share	109
22. Employee benefits	109
23. Equity	110
24. Financial guarantee contracts and credit commitments	110
25. Share-based payment	111
26. Related party transactions	111
27. Exchange rates	111

**1. Basis for presentation**

Nordea's consolidated financial statements are prepared in accordance with International Financial Reporting Standards (IFRS) and interpretations of such standards by the International Financial Reporting Standards Interpretations Committee (IFRS IC, formerly IFRIC), as endorsed by the EU Commission. In addition, certain complementary rules in the Swedish Annual Accounts Act for Credit Institutions and Securities Companies (1995:1559), the recommendation RFR 1 "Supplementary Accounting Rules for Groups" and the supplementary UFR statements issued by the Swedish Financial Reporting Board as well as the accounting regulations of the Swedish Financial Supervisory Authority (FFFS 2008:25, with amendments in FFFS 2009:11 and 2011:54) have also been applied.

The disclosures, required in the standards, recommendations and legislation above, have been included in the notes, the Risk, Liquidity and Capital management section or in other parts of the "Financial statements".

On 6 February 2013 the Board of Directors approved the financial statements, subject to final approval of the Annual General Meeting on 14 March 2013.

**2. Changed accounting policies and presentation**

The accounting policies, basis for calculations and presentation are, in all material aspects, unchanged in comparison with the 2011 Annual Report, mainly apart from the categorisation of commissions within Note G4 "Net fee and commission income" and the definition of impaired loans in Note G13 "Loans and impairment". These changes are further described below.

In addition, to provide more relevant information of the nature and the characteristics of the assets on the balance sheet, loans to central banks have been separated from loans to credit institutions and are reported on a new line on the balance sheet.

The comparative figures have been restated accordingly.

Further, the balance sheet lines "Treasury bills" and "Interest-bearing securities" have been merged and are now reported as "Interest-bearing securities". The comparative figures have been restated accordingly.

Below follows also a section covering other changes in IFRSs implemented in 2012, which have not had any significant impact on Nordea.

**Definition of impaired loans**

The definition of impaired loans has been changed and the disclosure includes all loans that have, as a consequence of identified loss event, been written down either individually, for individually significant loans, or as part of a portfolio, for individually insignificant loans.

This definition of impaired loans provides more granular information of the loans actually impaired.

The income statement and balance sheet are unaffected by this change. The comparative figures have been restated accordingly and are disclosed in the below table.

EURm	31 Dec 2011	
	New policy	Old policy
Impaired loans	5,125	5,438
– Performing	2,946	3,287
– Non-performing	2,179	2,151

**Categorisation of commissions**

The categorisation of commission within "Net fee and commission income" has been improved by merging similar types of commissions. Commissions received for securities issues, corporate financial activities and issuer services were reclassified from "Payments" and "Other commission income" to the renamed lines "Brokerage, securities issues and corporate finance" and "Custody and issue services". This categorisation better describes the types of commission recognised in the income statement. The comparable figures have been restated accordingly and are disclosed in the below table.

EURm	Jan–Dec 2011	
	New policy	Old policy
Brokerage, securities issues and corporate finance	266	200
Custody and issuer services	115	90
Payments	399	421
Other commissions income	141	210

**Changes in IFRSs implemented 2012**

IASB has amended IAS 1 "Presentation of Financial Statements" (Presentation of Items of Other Comprehensive Income), IFRS 7 "Financial instruments: Disclosures" (Transfers of Financial Assets) and IAS 12 "Income taxes" (Recovery of Underlying Assets) and the amendments have been implemented in Nordea as from 1 January 2012.

The amendments to IAS 1 have changed Nordea's presentation of other comprehensive income so that items that can later be reclassified to profit or loss are separated from the items that will not. The amendments to IFRS 7 have not added any new disclosures as Nordea has not transferred assets where there is a continuing involvement. The amended IAS 12 has not had any significant impact on the financial statements or on the capital adequacy in Nordea.

### 3. Changes in IFRSs not yet applied by Nordea

#### IFRS 9 “Financial instruments” (Phase 1)

In 2009 the IASB published a new standard on financial instruments containing requirements for financial assets. Requirements for financial liabilities were added to this standard in 2010. The standard is the first step in the replacement of IAS 39 “Financial instruments: Recognition and Measurement” and this first phase covers the classification and measurement of financial assets and liabilities. The effective date is as from 1 January 2015, but earlier application is permitted. The EU commission has not yet endorsed this standard.

The tentative assessment is that there will be an impact on the financial statements as the new standard will decrease the number of measurements categories and therefore have an impact on the presentation and disclosures covering financial instruments. The new standard is, on the other hand, not expected to have a significant impact on Nordea’s income statement and balance sheet as the mixed measurement model will be maintained. No significant reclassifications between fair value and amortised cost or impact on the capital adequacy are expected, but this is naturally dependent on the financial instruments on Nordea’s balance sheet at transition. It is furthermore expected that changes will be made to the standard before the standard becomes effective.

Nordea has, due to the fact that the standard is not yet endorsed by the EU commission and as changes before the effective date are likely, not finalised the investigation of the impact on the financial statements in the period of initial application or in subsequent periods.

#### IFRS 10 “Consolidated Financial Statements”, IFRS 11 “Joint Arrangements”, IFRS 12 “Disclosures of Interests in Other Entities”, IAS 27 “Separate Financial Statements” and IAS 28 “Investments in Associates and Joint Ventures”

The IASB has published three new standards relating to consolidation, IFRS 10, IFRS 11 and IFRS 12, as well as amended IAS 27 and IAS 28. The effective date for these standards and amendments is as from 1 January 2013, but earlier application is permitted. The EU commission has endorsed these standards and amendments during 2012. In contrast to IFRS, the EU commission requires the standards to be applied for financial statements starting on or after 1 January 2014. Nordea will apply these standards as from 1 January 2014.

A potential impact from the new definition of control is that Nordea will have to consolidate additional entities (including so called Structured Entities or Special Purpose Entities, SPEs). Nordea’s current assessment is that no additional entities that significantly affect Nordea’s income statement, balance sheet or equity will have to be consolidated, although some uncertainty still remains around some mutual funds. If the funds have to be consolidated it will not affect the income statement, but it will have an impact on Nordea’s balance sheet and if those entities hold Nordea shares that will have to be eliminated in the Nordea Group there will be an impact on the equity. The new standards furthermore include more extensive disclosure requirements which will have an impact on Nordea’s disclosures covering consolidated and unconsolidated entities. Otherwise the new standards and amendments are not expected to have a significant impact on Nordea’s income statement or balance sheet. It is not expected that the new standards and amendments will have a significant impact on the capital adequacy.

Nordea has not finalised the investigation of the impact on the financial statements in the period of initial application or in subsequent periods.

#### IFRS 13 “Fair Value Measurement”

The IASB has published IFRS 13 “Fair Value Measurement”. The effective date is as from 1 January 2013, but earlier application is permitted. The EU commission has endorsed this standard during 2012. Nordea will apply this standard as from 1 January 2013.

IFRS 13 clarifies how to measure fair value but does not change the requirements regarding which items should be measured at fair value. In addition IFRS 13 requires additional disclosures about fair value measurements.

The assessment is that the new standard will not have any significant impact on the income statement or balance sheet. There will on the other hand be an impact on the disclosures as the new standard requires more extensive disclosures regarding fair value measurements, especially for fair value measurements in level 3 of the fair value hierarchy.

The assessment is that the new standard will not have a significant impact on the capital adequacy.

#### IAS 19 “Employee Benefits”

IASB has amended IAS 19. The effective date is as from 1 January 2013, but earlier application is permitted. The EU commission has endorsed this amendment during 2012. Nordea will apply this amendment as from 1 January 2013.

The amended standard will have an impact on the financial statements in the period of initial application, as well as in subsequent periods. This is mainly related to defined benefit plans. The amended IAS 19 states that actuarial gains/losses shall be recognised immediately in equity through other comprehensive income, which will lead to higher volatility in equity compared to the current corridor approach. Consequently no actuarial gains/losses will be recognised in the income statement. Under current IAS 19 actuarial gains/losses outside the corridor are amortised through the income statement.

The amended IAS 19 furthermore states that the expected return on plan assets shall be recognised using the same interest rate as the discount rate used when measuring the pension obligation. This will lead to higher pension expenses in the income statement as Nordea currently expects a higher return than the discount rate. Any difference between the actual return and the expected return will be a part of the actuarial gains/losses recognised immediately in equity through other comprehensive income without recycling to the income statement.

The unrecognised actuarial losses at 31 December 2012 amounted to EUR 251m excluding special wage tax and before income tax. This will at transition have a negative impact on equity of EUR 280m after special wage tax and before income tax. If implemented on 31 December 2012, Nordea’s core tier 1 capital would have been reduced by EUR 258m, including impact from changes in deferred tax assets. The impact on the income statement is not expected to be significant. See Note G33 “Retirement benefit obligations” for more information.

The Swedish Financial Reporting Board has furthermore withdrawn UFR 4 “Accounting for special wage tax and yield tax” and published UFR 9 “Accounting for yield tax”. Nordea will apply UFR 9 as from 1 January 2013. UFR 4 is applied in the financial statements for 2012. The treatment of yield tax in UFR 9 is the same as in UFR 4. Regarding special wage tax the withdrawal of UFR 4 and the implementation of IAS 19 are not expected to have any significant impact on Nordea’s financial statements or on the capital adequacy.

#### IAS 32 “Financial Instrument: Presentation”

IAS 32 “Financial Instruments: Presentation” has been



## G1

## Accounting policies

amended. The change relates to offsetting of financial assets and financial liabilities. The amendment is not intended to change the criteria for offsetting, but to give additional guidance on how to apply the existing criteria.

The effective date is as from 1 January 2014 but earlier application is permitted. The EU commission has endorsed these amendments during 2012. Nordea will apply this amendment as from 1 January 2013. The assessment is that the amended standard will not have any significant impact on the financial statements or on the capital adequacy.

#### IFRS 7 “Financial instruments: Disclosures”

IFRS 7 “Financial instruments: Disclosures” has furthermore been amended and will lead to additional disclosures around offsetting of financial assets and financial liabilities.

The effective date is as from 1 January 2013, but earlier application is permitted. The EU commission has endorsed these amendments during 2012. Nordea will apply this amendment as from 1 January 2013.

The amended standard will not have any impact on the financial statements, apart from disclosures, or on the capital adequacy.

#### 4. Critical judgements and estimation uncertainty

The preparation of financial statements in accordance with generally accepted accounting principles requires, in some cases, the use of judgements and estimates by management. Actual outcome can later, to some extent, differ from the estimates and the assumptions made. In this section Nordea describes:

- the sources of estimation uncertainty at the end of the reporting period, that have a significant risk of resulting in a material adjustment to the carrying amount of assets and liabilities within the next financial year, and
- the judgements made when applying accounting policies (apart from those involving estimations) that have the most significant effect on the amounts recognised in the financial statements.

Critical judgements and estimates are in particular associated with:

- the fair value measurement of certain financial instruments
- the impairment testing of:
  - goodwill and
  - loans to the public/credit institutions
- the effectiveness testing of cash flow hedges
- the actuarial calculations of pension liabilities and plan assets related to employees
- the actuarial calculations of insurance contracts
- the valuation of investment properties
- the classification of leases
- the translations of assets and liabilities denominated in foreign currencies
- the valuation of deferred tax assets
- claims in civil lawsuits

#### Fair value measurement of certain financial instruments

Nordea’s accounting policy for determining the fair value of financial instruments is described in section 11 “Determination of fair value of financial instruments” and Note G42 “Assets and liabilities at fair value”. Critical judgements that have a significant impact on the recognised amounts for financial instruments is exercised when determining fair value of OTC derivatives and other financial instruments that lack quoted prices or recently observed market prices. Those

judgements relate to the following areas:

- The choice of valuation techniques.
- The determination of when quoted prices fail to represent fair value (including the judgement of whether markets are active).
- The construction of fair value adjustments in order to incorporate relevant risk factors such as credit risk, model risk and liquidity risk.
- The judgement of which market parameters that are observable.

When determining fair value of financial instruments that lack quoted prices or recently observed market prices there is also a high degree of estimation uncertainty. That estimation uncertainty is mainly a result of the judgement management exercises when:

- selecting an appropriate discount rate for the instrument and
- determining expected timing of future cash flows from the instruments.

In all of these instances, decisions are based upon professional judgement in accordance with Nordea’s accounting and valuation policies. In order to ensure proper governance, Nordea has a Group Valuation Committee that on an on-going basis reviews critical judgements that are deemed to have a significant impact on fair value measurements.

The fair value of financial assets and liabilities measured at fair value using a valuation technique, level 2 and 3 in the fair value hierarchy, was EUR 252,558m (EUR 285,476m) and EUR 185,506m (EUR 235,514m) respectively at the end of the year.

Sensitivity analysis disclosures covering fair values of financial instruments with significant unobservable inputs can be found in Note G42 “Assets and liabilities at fair value”.

#### Impairment testing of goodwill

Nordea’s accounting policy for goodwill is described in section 16 “Intangible assets” and Note G20 “Intangible assets” lists the cash generating units to which goodwill has been allocated. Nordea’s total goodwill amounted to EUR 2,656m (EUR 2,575m) at the end of the year.

The estimation of future cash flows and the calculation of the rate used to discount those cash flows are subject to estimation uncertainty. The forecast of future cash flows is sensitive to the cash flow projections for the near future (2–3 years) and to the estimated sector growth rate for the period beyond 2–3 years. The growth rates are based on historical data, updated to reflect the current situation, which implies estimation uncertainty.

The rates used to discount future expected cash flows are based on the long-term risk free interest rate plus a risk premium (post tax). The risk premium is based on external information of overall risk premiums in relevant countries.

For information on the sensitivity to changes in relevant parameters, see Note G20 “Intangible assets”.

#### Impairment testing of loans to the public/credit institutions

Nordea’s accounting policy for impairment testing of loans is described in section 14 “Loans to the public/credit institutions”.

Management is required to exercise critical judgements and estimates when calculating loan impairment allowances on both individually assessed and collectively assessed loans. Nordea’s total lending before impairment allowances was EUR 367,673m (EUR 391,539m) at the end of the year. For more information, see Note G13 “Loans and impairment”.

## G1

## Accounting policies

The most judgemental area is the calculation of collective impairment allowances. When testing a group of loans collectively for impairment, judgement has to be exercised when identifying the events and/or the observable data that indicate that losses have been incurred in the group of loans. Nordea monitors its portfolio through rating migrations and a loss event is an event resulting in a negative rating migration. Assessing the net present value of the cash flows generated by the customers in the group of loans also includes estimation uncertainty. This includes the use of historical data on probability of default and loss given default supplemented by acquired experience when adjusting the assumptions based on historical data to reflect the current situation.

#### Effectiveness testing of cash flow hedges

Nordea's accounting policies for cash flow hedges are described in section 10 "Hedge accounting".

One important judgement in connection to cash flow hedge accounting is the choice of method used for effectiveness testing.

Where Nordea applies cash flow hedge accounting the hedging instruments used are predominantly cross currency interest rate swaps, which are always held at fair value. The currency component is designated as a cash flow hedge of currency risk and the interest component as a fair value hedge of interest rate risk. The hypothetical derivative method is used when measuring the effectiveness of these cash flow hedges, meaning that the change in a perfect hypothetical swap is used as proxy for the present value of the cumulative change in expected future cash flows on the hedged transaction (the currency component). Critical judgement has to be exercised when defining the characteristics of the perfect hypothetical swap.

#### Actuarial calculations of pension liabilities and plan assets related to employees

Nordea's accounting policy for post-employment benefits is described in section 22 "Employee benefits".

The Projected Benefit Obligation (PBO) for major pension plans is calculated by external actuaries using demographic assumptions based on the current population. As a basis for these calculations a number of actuarial and financial parameters are used.

The estimation of the discount rate is subject to uncertainty around whether corporate bond markets are deep enough, of high quality and also in connection to the extrapolation of yield curves to relevant maturities. In Sweden, Norway and Denmark the discount rate is determined with reference to covered bonds and in Finland with reference to corporate bonds. Other parameters like assumptions about salary increases and inflation are based on the expected long-term development of these parameters and are also subject to estimation uncertainty. The fixing of these parameters at year-end is disclosed in Note G33 "Retirement benefit obligations" together with a description of the discount rate sensitivity.

The expected return on plan assets is estimated taking into account the asset composition and based on long-term expectations on the return on the different asset classes. On bonds this is linked to the discount rate while equities and real estate have an added risk premium, both are subject to estimation uncertainty. The expected return is disclosed in Note G33 "Retirement benefit obligations".

#### Actuarial calculations of insurance contracts

Nordea's accounting policy for insurance contracts is

described in section 19 "Liabilities to policyholders".

A valuation of insurance liabilities includes estimations and assumptions, both financial and actuarial. One of the important financial assumptions is the interest rate used for discounting future cash flows. Other important actuarial assumptions are those on mortality and disability, which affect the size and timing of the future cash flows. The financial and actuarial assumptions are, to a large extent, stipulated in local legislation and therefore not under Nordea's discretion. Also assumptions about future administrative and tax expenses have an impact on the calculation of policyholder liabilities.

The insurance liability and the assumption sensitivities to the carrying amount are disclosed in Note G28 "Liabilities to policyholders".

#### Valuation of investment properties

Nordea's accounting policies for investment properties are described in section 18 "Investment property".

Investment properties are measured at fair value. As there normally are no active markets for investment properties, the fair values are estimated based on discounted cash flow models. These models are based on assumptions on future rents, vacancy levels, operating and maintenance costs, yield requirements and interest rates.

The carrying amounts of investment property were EUR 3,408m (EUR 3,644m) at the end of the year. See Note G23 "Investment property" for more information on amounts and parameters used in these models.

#### Classification of leases

Nordea's accounting policies for leases are described in section 15 "Leasing".

Critical judgement has to be exercised when classifying lease contracts. A lease is classified as a finance lease if it transfers substantially all the risks and rewards related to ownership. A lease is classified as an operating lease if it does not transfer substantially all the risks and rewards related to ownership.

The central district properties in Finland, Norway and Sweden that Nordea has divested are leased back. The duration of the lease agreement was initially 3–25 years with renewal options. The lease agreements include no transfers of ownerships of the asset by the end of the lease term, nor any economic benefit from appreciation in value of the leased property. In addition, the lease term is not for the major part of the assets' economic life. As a result, Nordea has classified these leases as operating leases. This judgement is a critical judgement that has a significant impact on the carrying amounts in the financial statement. The carrying amount of these properties at the time of disposal was EUR 1.5bn.

More information on lease contracts can be found in Note G22 "Leasing".

#### Translation of assets and liabilities denominated in foreign currencies

Nordea's accounting policies covering the translation of assets and liabilities denominated in foreign currencies is described in section 9 "Translation of assets and liabilities denominated in foreign currencies".

When reporting consolidated financial statements, the parent company Nordea Bank AB (publ) has been assessed to have two functional currencies, SEK and EUR, based on the different activities. The functional currency of the normal

## G1 Accounting policies

banking operations is SEK and the functional currency of the entity holding equity, shares in group undertakings and the funding of those shares is EUR. It is Nordea's assessment that one legal entity can consist of different entities with different functional currencies.

### Valuation of deferred tax assets

Nordea's accounting policy for the recognition of deferred tax assets is described in section 20 "Taxes" and Note G11 "Taxes".

The valuation of deferred tax assets is influenced by management's assessment of Nordea's future profitability and sufficiency of future taxable profits and future reversals of existing taxable temporary differences. These assessments are updated and reviewed at each balance sheet date, and are, if necessary, revised to reflect the current situation.

The carrying amount of deferred tax assets was EUR 218m (EUR 169m) at the end of the year.

### Claims in civil lawsuits

Within the framework of the normal business operations, Nordea faces a number of claims in civil lawsuits and disputes, most of which involve relatively limited amounts. Presently, none of the current disputes are considered likely to have any significant adverse effect on Nordea or its financial position. See also Note G32 "Provisions" and Note G37 "Contingent liabilities".

## 5. Principles of consolidation

### Consolidated entities

The consolidated financial statements include the accounts of the parent company Nordea Bank AB (publ), and those entities that the parent company controls. Control is generally achieved when the parent company owns, directly or indirectly through group undertakings, more than 50 per cent of the voting rights or otherwise has the power to govern the financial and operating policies of the entity.

All Group undertakings are consolidated using the acquisition method, except for the forming of Nordea in 1997–98 when the holding in Nordea Bank Finland Plc was consolidated using the pooling method. Under the acquisition method, the acquisition is regarded as a transaction whereby the parent company indirectly acquires the group undertaking's assets and assumes its liabilities and contingent liabilities. The Group's acquisition cost is established in a purchase price allocation analysis. In such analysis, the cost of the business combination is the aggregate of the fair values, at the date of exchange, of assets given, liabilities incurred or assumed and equity instruments issued by the acquirer, in exchange for the identifiable net assets acquired. Costs directly attributable to the business combination are expensed.

As at the acquisition date Nordea recognises the identifiable assets acquired and the liabilities assumed at their acquisition date fair values.

For each business combination Nordea measures the non-controlling interest in the acquired business either at fair value or at their proportionate share of the acquired identifiable net assets.

When the aggregate of the consideration transferred in a business combination and the amount recognised for non-controlling interest exceeds the net fair value of the identifiable assets, liabilities and contingent liabilities, the excess is reported as goodwill. If the difference is negative, such difference is recognised immediately in the income statement.

Equity and net income attributable to non-controlling interests are separately disclosed on the balance sheet,

income statement and statement of comprehensive income.

Intra-group transactions and balances between the consolidated group undertakings are eliminated.

The Group undertakings are included in the consolidated accounts as from the date on which control is transferred to Nordea and are no longer consolidated as from the date on which control ceases.

In the consolidation process the reporting from the group undertakings is adjusted to ensure consistency with the IFRS principles applied by Nordea.

### Investments in associated undertakings

The equity method of accounting is used for associated undertakings where the share of voting rights is between 20 and 50 per cent and/or where Nordea has significant influence. Significant influence is the power to participate in the financial and operating decisions of the investee but is not control over those policies. Investments within Nordea's investment activities, which are classified as a venture capital organisation within Nordea, are measured at fair value in accordance with the rules set out in IAS 28 and IAS 39. Further information on the equity method is disclosed in section 6 "Recognition of operating income and impairment".

Profits from companies accounted for under the equity method are reported post-taxes in the income statement. Consequently, the tax expense related to these profits is not included in the income tax expense for Nordea.

Internal transactions, in the income statement, between Nordea and its associated undertakings are not eliminated. Nordea does not have any sales of assets to or from associated undertakings.

### Special Purpose Entities (SPE)

A SPE is an entity created to accomplish a narrow and well defined objective. Often legal arrangements impose strict limits on the decision making powers of the management over the on-going activities of the SPE.

Nordea does not consolidate SPEs' assets and liabilities beyond its control. In order to determine whether Nordea controls a SPE or not, Nordea has to make judgements about risks and rewards and assess the ability to make operational decisions for the SPE in question. When assessing whether Nordea shall consolidate a SPE, a range of factors are evaluated. These factors include whether the activities of the SPE are being in substance conducted on Nordea's behalf or if Nordea has in substance the decision making powers, the rights to obtain the majority of the benefits or the majority of the residual- or ownership risks. Nordea consolidates all SPEs, where Nordea has retained the majority of the risks and rewards. For the SPEs that are not consolidated the rationale is that Nordea does not have significant risks or rewards in connection to these assets and liabilities.

Nordea has created a number of SPEs to allow clients to invest in assets invested in by the SPEs. Some SPEs invest in tradable financial instruments, such as shares and bonds (mutual funds). Other SPEs invest in structured credit products or acquire assets from customers of Nordea. Nordea is generally the investment manager and has sole discretion about investments and other administrative decisions. Typically, Nordea will receive service and commission fees in connection to the creation of the SPEs, or because it acts as investment manager, custodian or in some other function. This in itself does not constitute a beneficial interest triggering consolidation. In some SPEs Nordea has also supplied substantial parts of the funding in the form of fund units, loans or credit commit-

ments. In these SPEs Nordea has a beneficial interest and retains the majority of the risks and rewards, which is why these SPEs are consolidated. Note P21 “Investments in group undertakings” lists the major group undertakings in the Nordea Group, including consolidated SPEs.

#### Currency translation of foreign entities

The consolidated financial statements are prepared in euro (EUR), the presentation currency of the parent company Nordea Bank AB (publ). The current method is used when translating the financial statements of foreign entities into EUR from their functional currency. The assets and liabilities of foreign entities have been translated at the closing rates, while items in the income statement and statement of comprehensive income are translated at the average exchange rate for the year. Translation differences are accounted for in other comprehensive income and are accumulated in the translation reserve in equity.

Goodwill and fair value adjustments arising from the acquisition of group undertakings are treated as items in the same functional currency as the cash generating unit to which they belong and are also translated at the closing rate.

Information on the most important exchange rates is disclosed in the separate section 27 “Exchange rates”.

### 6. Recognition of operating income and impairment

#### Net interest income

Interest income and expense are calculated and recognised based on the effective interest rate method or, if considered appropriate, based on a method that results in an interest income or interest expense that is a reasonable approximation of using the effective interest rate method as basis for the calculation. The effective interest includes fees considered to be an integral part of the effective interest rate of a financial instrument (generally fees received as compensation for risk). The effective interest rate equals the rate that discounts the contractual future cash flows to the carrying amount of the financial asset or financial liability.

Interest income and expenses from financial instruments are, with the exceptions described below, classified as “Net interest income”.

Interest income and interest expense related to all balance sheet items held at fair value in Markets and Nordea Life & Pensions are classified as “Net result from items at fair value” in the income statement. Also the interest on the net funding of the operations in Markets is recognised on this line.

The interest component in FX swaps, and the interest paid and received in interest rate swaps plus changes in accrued interest, is classified as “Net result from items at fair value”, apart for derivatives used for hedging, including economical hedges of Nordea’s funding, where such components are classified as “Net interest income”.

#### Net fee and commission income

Nordea earns commission income from different services provided to its customers. The recognition of commission income depends on the purpose for which the fees are received. Fees are either recognised as revenue when services are provided or in connection to the execution of a significant act. Fees received in connection to performed services are recognised as income in the period these services are provided. A loan syndication fee received as payment for arranging a loan, as well as other fees received as payments for certain acts, are recognised as revenue when the act has been completed, i.e. when the syndication has been finalised.

Commission expenses are normally transaction based and recognised in the period when the services are received.

Income from issued financial guarantees and expenses from bought financial guarantees, including fees paid to state guarantees, are amortised over the duration of the instruments and classified as “Fee and commission income” and “Fee and commission expense” respectively.

#### Net result from items at fair value

Realised and unrealised gains and losses on financial instruments measured at fair value through profit or loss are recognised in the item “Net result from items at fair value”.

Realised and unrealised gains and losses derive from:

- Shares/participations and other share-related instruments
- Interest-bearing securities and other interest-related instruments
- Other financial instruments, including credit derivatives as well as commodity instruments/derivatives
- Foreign exchange gains/losses
- Investment properties, which include realised and unrealised income, for instance revaluation gains and losses. This line also includes realised results from disposals as well as the running property yield stemming from the holding of investment properties.

Interest income and interest expense related to all balance sheet items in Markets and Nordea Life & Pensions, including the net funding of the operations in Markets, are classified as “Net result from items at fair value”.

Also the ineffective portion of cash flow hedges and net investment hedges as well as recycled gains and losses on financial instruments classified into the category Available for sale are recognised in “Net result from items at fair value”.

This item also includes realised gains and losses from financial instruments measured at amortised cost, such as interest compensation received and realised gains/losses on buy-backs of issued own debt.

“Net result from items at fair value” includes also losses from counterparty risk on instruments classified into the category Financial assets at fair value through profit or loss as well as impairment on instruments classified into the category Available for sale. However, the fair value adjustments of credit risk on loans granted in accordance with the Danish mortgage finance law (see section 13 “Financial instruments” and Note G42 “Assets and liabilities at fair value”) are reported under “Net loan losses”. Impairment losses from instruments within other categories are recognised in the items “Net loan losses” or “Impairment of securities held as financial non-current assets” (see also the sub-sections “Net loan losses” and “Impairment of securities held as financial non-current assets” below).

Dividends received are recognised in the income statement as “Net result from items at fair value” and classified as “Shares/participations and other share-related instruments” in the note. Income is recognised in the period in which the right to receive payment is established.

The income recognition and descriptions of the lines relating to life insurance are described in section 7 “Income recognition life insurance” below.

#### Profit from companies accounted for under the equity method

The profit from companies accounted for under the equity method is defined as the post-acquisition change in Nordea’s share of net assets in the associated undertakings. Nordea’s

## G1 Accounting policies

share of items accounted for in other comprehensive income in the associated undertakings is accounted for in other comprehensive income in Nordea. Profits from companies accounted for under the equity method are, as stated in section 5 “Principles of consolidation”, reported in the income statement post-taxes. Consequently the tax expense related to these profits is excluded from the income tax expense for Nordea.

Fair values are, at acquisition, allocated to the associated undertaking’s identifiable assets, liabilities and contingent liabilities. Any difference between Nordea’s share of the fair values of the acquired identifiable net assets and the purchase price is goodwill or negative goodwill. Goodwill is included in the carrying amount of the associated undertaking. Subsequently the investment in the associated undertaking increases/decreases with Nordea’s share of the post-acquisition change in net assets in the associated undertaking and decreases through received dividends and impairment. An impairment charge can be reversed in a subsequent period.

The change in Nordea’s share of the net assets is generally based on monthly reporting from the associated undertakings. For some associated undertakings not individually significant the change in Nordea’s share of the net assets is based on the external reporting of the associated undertakings and affects the financial statements of Nordea in the period in which the information is available. The reporting from the associated undertakings is, if applicable, adjusted to comply with Nordea’s accounting policies.

### Other operating income

Net gains from divestments of shares in group undertakings and associated undertakings and net gains on sale of tangible assets as well as other operating income, not related to any other income line, are generally recognised when it is probable that the benefits associated with the transaction will flow to Nordea and if the significant risks and rewards have been transferred to the buyer (generally when the transactions are finalised).

### Net loan losses

Impairment losses from financial assets classified into the category Loans and receivables (see section 13 “Financial instruments”), in the items “Loans to central banks”, “Loans to credit institutions” and “Loans to the public” on the balance sheet, are reported as “Net loan losses” together with losses from financial guarantees (including state guarantees in Denmark). Also the fair value adjustments of credit risk on loans granted in accordance with the Danish mortgage finance law (see section 13 “Financial instruments”, and Note G42 “Assets and liabilities at fair value”) are reported under “Net loan losses”. Losses are reported net of any collateral and other credit enhancements. Nordea’s accounting policies for the calculation of impairment losses on loans can be found in section 14 “Loans to the public/credit institutions”.

Counterparty losses on instruments classified into the category Financial assets at fair value through profit or loss, including credit derivatives but apart from loans held at fair value as described above, as well as impairment on financial assets classified into the category Available for sale are reported under “Net result from items at fair value”.

### Impairment of securities held as financial non-current assets

Impairment on investments in interest-bearing securities, classified into the categories Loans and receivables or Held to maturity, and on investments in associated undertakings are

classified as “Impairment of securities held as financial non-current assets” in the income statement. The policies covering impairment of financial assets classified into the categories Loans and receivables and Held to maturity are disclosed in section 13 “Financial instruments” and section 14 “Loans to the public/credit institutions”.

Investments in associated undertakings are assessed for impairment annually. If observable indicators (loss events) indicate that an associated undertaking is impaired, an impairment test is performed to assess whether there is objective evidence of impairment. The carrying amount of the investment in the associate is compared with the recoverable amount (higher of value in use and fair value less cost to sell) and the carrying amount is written down to the recoverable amount if required.

Impairment losses are reversed if the recoverable amount increases. The carrying amount is then increased to the recoverable amount, but cannot exceed the carrying amount that would have been determined had no impairment loss been recognised.

### 7. Income recognition life insurance

Premiums received, and repayments to policyholders, related to the saving part of the life insurance contracts are reported as increases or decreases of liabilities to policyholders. See further information in section 19 “Liabilities to policyholders”.

The total income from life insurance mainly consists of the following components:

- Cost result
- Insurance risk result
- Risk and performance margin
- Investment return on additional capital in life insurance

The result from these components is, except for the cost result and the risk and performance margin relating to Unit Linked and Investment contracts, included in “Net result from items at fair value”.

The cost result is the result of expense loading from policyholders and is included in the item “Fee and commission income”, together with the risk and performance margin relating to Unit Linked and Investment contracts. The related expenses are included in the items “Fee and commission expense” and “Operating expenses”. The policyholder’s part of a positive or negative cost result (profit sharing) is included in the note line “Change in technical provisions, Life” within Note G5 “Net result from items at fair value”.

The insurance risk result consists of income from individual risk products and from unbundled life insurance contracts as well as Health and personal accident insurance. The risk premiums are amortised over the coverage period as the provisions are reduced when insurance risk is released. A large part of the unbundled risk result from traditional life insurance is subject to profit sharing, which means that the policyholders receive a part of a net income or a net deficit. The risk income and the risk expenses are presented gross on the lines “Insurance risk income, Life” and “Insurance risk expense, Life” in Note G5 “Net result from items at fair value”. The policyholder’s part of the result is included in the line “Change in technical provisions, Life” in the note.

Gains and losses derived from investments in Nordea Life & Pensions are split on the relevant lines in Note G5 “Net result from items at fair value” as for any other investments in Nordea. The lines include investment return on assets held to cover liabilities to policyholders and return on the additional capital allocated to Nordea Life & Pensions (Shareholders

capital in the Nordea Life & Pensions group).

The note line “Change in technical provisions, Life” in Note G5 “Net result from items at fair value” includes:

- Investment returns on assets held to cover liabilities to policyholders (including liabilities from traditional life insurance, unit linked insurance and investment contracts), individually transferred to policyholders’ accounts according to the contracts.
- Additional bonus (discretionary participation feature) to policyholders concerning traditional life insurance contracts or any other transfers to the policyholders to cover a periodical deficit between the investment result and any agreed minimum benefit to the policyholders.
- Risk and performance margin regarding traditional life insurance products according to local allocation rules in each Nordea Life & Pensions unit and according to contracts with policyholders. The recognition of a risk and performance margin in the income statement is mainly conditional on a positive result for traditional life insurance contracts. Risk and performance margins not possible to recognise in the current period due to poor investment results, can, in some countries, partly or wholly be deferred to years with higher returns.
- The policyholders’ part of the cost- and risk result regarding traditional life insurance contracts or unit linked contracts.

The note line “Change in collective bonus potential, Life” in Note G5 “Net result from items at fair value” relates only to traditional life insurance contracts. The line includes policyholders’ share of investment returns not yet individualised. The line includes also additional bonus (discretionary participation feature) and amounts needed to cover a periodical deficit between the investment result and any minimum benefits to the policyholders.

### 8. Recognition and derecognition of financial instruments on the balance sheet

Derivative instruments, quoted securities and foreign exchange spot transactions are recognised on and derecognised (reclassified to the items “Other assets” or “Other liabilities” on the balance sheet between trade date and settlement date) from the balance sheet on the trade date. Other financial instruments are recognised on the balance sheet on settlement date.

Financial assets, other than those for which trade date accounting is applied, are derecognised from the balance sheet when the contractual rights to the cash flows from the financial asset expire or are transferred to another party. The rights to the cash flows normally expire or are transferred when the counterpart has performed by e.g. repaying a loan to Nordea, i.e. on settlement date.

In some cases, Nordea enters into transactions where it transfers assets that are recognised on the balance sheet, but retains either all or a portion of risks and rewards from the transferred assets. If all or substantially all risks and rewards are retained, the transferred assets are not derecognised from the balance sheet. If Nordea’s counterpart can sell or repledge the transferred assets, the assets are reclassified to the item “Financial instruments pledged as collateral” on the balance sheet. Transfers of assets with retention of all or substantially all risks and rewards include e.g. security lending agreements and repurchase agreements.

Financial liabilities are derecognised from the balance sheet when the liability is extinguished. Normally this occurs when Nordea performs, for example when Nordea repays a deposit to the counterpart, i.e. on settlement date. Financial

liabilities under trade date accounting are generally reclassified to “Other liabilities” on the balance sheet on trade date.

For further information, see sections “Securities borrowing and lending agreements” and “Repurchase and reverse repurchase agreements” within 13 “Financial instruments”, as well as Note G43 “Transferred assets and obtained collaterals”.

### 9. Translation of assets and liabilities denominated in foreign currencies

The functional currency of each entity is decided based upon the primary economic environment in which the entity operates. The parent company Nordea Bank AB (publ) uses two functional currencies, SEK and EUR for reporting in consolidated accounts, based on the different activities in the underlying business.

Foreign currency is defined as any currency other than the functional currency of the entity. Foreign currency transactions are recorded at the exchange rate on the date of the transaction. Monetary assets and liabilities denominated in foreign currencies are translated at the exchange rate on the balance sheet date.

Exchange differences arising on the settlement of transactions at rates different from those at the date of the transaction, and unrealised translation differences on unsettled foreign currency monetary assets and liabilities, are recognised in the income statement in the item “Net result from items at fair value”.

Translation differences on financial instruments that are designated hedging instruments in a hedge of a net investment in a group undertaking are recognised in other comprehensive income, to the extent the hedge is effective. This is performed in order to offset the translation differences affecting other comprehensive income when consolidating the group undertaking into Nordea. Any ineffectiveness is recognised in the income statement in the item “Net result from items at fair value”.

### 10. Hedge accounting

Nordea applies the EU carve out version of IAS 39 for portfolio hedges of both assets and liabilities. The EU carve out macro hedging enables a group of derivatives (or proportions thereof) to be viewed in combination and designated as the hedging instrument and removes some of the limitations in fair value hedge accounting relating to hedging core deposits and under-hedging strategies.

Nordea uses hedge accounting in order to have a symmetrical accounting treatment of the changes in fair value of the hedged item and changes in fair value of the hedging instruments as well as to hedge the exposure to variability in future cash flows and the exposure to net investments in foreign operations.

There are three forms of hedge accounting:

- Fair value hedge accounting
- Cash flow hedge accounting
- Hedges of net investments in foreign operations

#### Fair value hedge accounting

Fair value hedge accounting is used when derivatives are hedging changes in fair value of a recognised asset or liability attributable to a specific risk. The risk of changes in fair value of assets and liabilities in Nordea’s financial statements originates mainly from loans, securities and deposits with a fixed interest rate, causing interest rate risk. Changes in fair value from derivatives as well as changes in fair value of the hedged item attributable to the risks being hedged are recognised separately in the income statement in the item “Net result from items at fair value”. Given an effective hedge, the two changes

## G1

## Accounting policies

in fair value will more or less balance, meaning the net result is close to zero. The changes in fair value of the hedged item attributable to the risks hedged with the derivative instrument are reflected in an adjustment to the carrying amount of the hedged item, which is also recognised in the income statement. The fair value change of the hedged item held at amortised cost in a portfolio hedge of interest rate risks is reported separately from the portfolio in the item “Fair value changes of the hedged items in portfolio hedge of interest rate risk” on the balance sheet.

Fair value hedge accounting in Nordea is performed mainly on a portfolio basis. Any ineffectiveness is recognised in the income statement under the item “Net result from items at fair value”.

#### *Hedged items*

A hedged item in a fair value hedge can be a recognised single asset or liability, an unrecognised firm commitment, or a portion thereof. The hedged item can also be a group of assets, liabilities or firm commitments with similar risk characteristics. Hedged items in Nordea consist of both individual assets or liabilities and portfolios of assets and/or liabilities.

#### *Hedging instruments*

The hedging instruments used in Nordea are predominantly interest rate swaps and cross currency interest rate swaps, which are always held at fair value. Cash instruments are only used in a few transactions as hedging instruments when hedging currency risk.

#### **Cash flow hedge accounting**

Cash flow hedge accounting can be used for the hedging of exposure to variations in future interest payments on instruments with variable interest rates and for the hedging of currency exposures. The portion of the gain or loss on the hedging instrument, that is determined to be an effective hedge, is recognised in other comprehensive income and accumulated in the cash flow hedge reserve in equity. The ineffective portion of the gain or loss on the hedging instrument is recycled to the item “Net result from items at fair value” in the income statement.

Gains or losses on hedging instruments recognised in the cash flow hedge reserve in equity through other comprehensive income are recycled and recognised in the income statement in the same period as the hedged item affects profit or loss, normally in the period that interest income or interest expense is recognised.

#### *Hedged items*

A hedged item in a cash flow hedge can be highly probable floating interest rate cash flows from recognised assets or liabilities or from future assets or liabilities. Nordea uses cash flow hedges when hedging currency risk in future payments of interest and principal in foreign currency.

#### *Hedging instruments*

The hedging instruments used in Nordea are predominantly cross currency interest rate swaps, which are always held at fair value, where the currency component is designated as a cash flow hedge of currency risk and the interest component as a fair value hedge of interest rate risk.

#### **Hedges of net investments**

See separate section 9 “Translation of assets and liabilities denominated in foreign currencies”.

#### **Hedge effectiveness**

The application of hedge accounting requires the hedge to be highly effective. A hedge is regarded as highly effective if at inception and throughout its life it can be expected that changes in fair value of the hedged item as regards the hedged risk can be essentially offset by changes in fair value of the hedging instrument. The result should be within a range of 80–125 per cent. When assessing hedge effectiveness retrospectively Nordea measures the fair value of the hedging instruments and compares the change in fair value of the hedging instrument to the change in fair value of the hedged item. The effectiveness measurement is made on a cumulative basis. The hypothetical derivative method is used when measuring the effectiveness of cash flow hedges, meaning that the change in a perfect hypothetical swap is used as proxy for the present value of the cumulative change in expected future cash flows from the hedged transaction (the currency component).

If the hedge relationship does not fulfil the requirements, hedge accounting is terminated. For fair value hedges the hedging instrument is reclassified to a trading derivative and the change in the fair value of the hedged item, up to the point when the hedge relationship is terminated, is amortised to the income statement on a straight-line basis over the remaining maturity of the hedged item.

In cash flow hedges, changes in the unrealised value of the hedging instrument will prospectively from the last time it was proven effective be accounted for in the income statement. The cumulative gain or loss on the hedging instrument that has been recognised in the cash flow hedge reserve in equity through other comprehensive income from the period when the hedge was effective is reclassified from equity to “Net result from items at fair value” in the income statement if the expected transaction no longer is expected to occur. If the expected transaction no longer is highly probable, but is still expected to occur, the cumulative gain or loss on the hedging instrument that has been recognised in other comprehensive income from the period when the hedge was effective remains in other comprehensive income until the transaction occurs or is no longer expected to occur.

#### **11. Determination of fair value of financial instruments**

Financial assets and liabilities classified into the categories Financial assets/liabilities at fair value through profit or loss (including derivative instruments) are recorded at fair value on the balance sheet with changes in fair value recognised in the income statement in the item “Net result from items at fair value”.

Fair value is defined as the amount for which an asset could be exchanged, or a liability settled, between knowledgeable, willing parties in an arm’s length transaction.

The existence of published price quotations in an active market is the best evidence of fair value and when they exist they are used to measure financial assets and financial liabilities. An active market for the asset or liability is a market in which transactions for the asset or liability occur with sufficient frequency and volume to provide pricing information on an on-going basis. The absolute levels for liquidity and volume required for a market to be considered active vary with the instrument classes. For some classes low price volatility is seen, also for those instruments within the class where the trade frequency is high. For instruments in such a class the liquidity requirements are lower and, correspondingly, the age limit for the prices used for establishing fair value is higher.

If markets are active or non-active is assessed regularly. The trade frequency and volume are monitored daily.

## G1

## Accounting policies

Nordea is predominantly using published price quotations to establish fair value for items disclosed under the following balance sheet items:

- Interest-bearing securities
- Shares (listed)
- Derivatives (listed)
- Debt securities in issue (issued mortgage bonds in Nordea Kredit Realkreditaktieselskab)

If quoted prices for a financial instrument fail to represent actual and regularly occurring market transactions or if quoted prices are not available, fair value is established by using an appropriate valuation technique. The adequacy of the valuation technique, including an assessment of whether to use quoted prices or theoretical prices, is monitored on a regular basis.

Valuation techniques can range from simple discounted cash flow analysis to complex option pricing models. Valuation models are designed to apply observable market prices and rates as input whenever possible, but can also make use of unobservable model parameters. The adequacy of the valuation model is assessed by measuring its capability to hit market prices. This is done by comparison of calculated prices to relevant benchmark data, e.g. quoted prices from the exchange, the counterpartys valuations, price data from consensus services etc.

Nordea is predominantly using valuation techniques to establish fair value for items disclosed under the following balance sheet items:

- Loans to the public (mortgage loans in Nordea Kredit Realkreditaktieselskab)
- Interest-bearing securities (when quoted prices in an active market are not available)
- Shares (when quoted prices in an active market are not available)
- Derivatives (OTC-derivatives)

For financial instruments, where fair value is estimated by a valuation technique, it is investigated whether the variables used in the valuation model are predominantly based on data from observable markets. By data from observable markets, Nordea considers data that can be collected from generally available external sources and where this data is judged to represent realistic market prices. If non-observable data has a significant impact on the valuation, the instrument cannot be recognised initially at the fair value estimated by the valuation technique and any upfront gains are thereby deferred and amortised through the income statement over the contractual life of the instrument. The deferred upfront gains are subsequently released to income if the non-observable data becomes observable.

Note G42 “Assets and liabilities at fair value” provides a breakdown of fair values of financial instruments measured on the basis of:

- quoted prices in active markets for the same instrument (level 1),
- valuation technique using observable data (level 2), and
- valuation technique using non-observable data (level 3).

The valuation models applied by Nordea are consistent with accepted economic methodologies for pricing financial instruments and incorporate the factors that market participants consider when setting a price.

New valuation models are subject to approval by the Model Risk Management Committee and all models are reviewed on

a regular basis.

For further information, see Note G42 “Assets and liabilities at fair value”.

## 12. Cash and cash equivalents

Cash and cash equivalents consist of cash and balances with central banks where the following conditions are fulfilled:

- The central bank is domiciled in a country where Nordea is operating under a banking licence
- The balance is readily available at any time

Cash and cash equivalents are financial instruments classified into the category Loans and receivables, see section 13 “Financial instruments”.

Loans to credit institutions payable on demand are also recognised as “Cash and cash equivalents” in the cash flow statement together with instruments with central banks that can be resold immediately.

## 13. Financial instruments

### Classification of financial instruments

Each financial instrument has been classified into one of the following categories:

Financial assets:

- Financial assets at fair value through profit or loss:
    - Held for trading
    - Designated at fair value through profit or loss (Fair Value Option)
  - Loans and receivables
  - Held to maturity
  - Available for sale
- Financial liabilities:
- Financial liabilities at fair value through profit or loss:
    - Held for trading
    - Designated at fair value through profit or loss (Fair Value Option)
  - Other financial liabilities

All financial assets and liabilities are initially measured at fair value. The classification of financial instruments into different categories forms the basis for how each instrument is subsequently measured on the balance sheet and how changes in its value are recognised. In Note G41 “Classification of financial instruments” the classification of the financial instruments on Nordea’s balance sheet into different categories is presented.

### *Financial assets and financial liabilities at fair value through profit or loss*

Financial assets and financial liabilities at fair value through profit or loss are measured at fair value, excluding transaction costs. All changes in fair values are recognised directly in the income statement in the item “Net result from items at fair value”.

The category consists of two sub-categories; Held for trading and Designated at fair value through profit or loss (Fair value option).

The sub-category Held for trading mainly contains derivative instruments that are held for trading purposes, interest-bearing securities and shares within Markets and Treasury. It also contains trading liabilities such as short-selling positions.

The major parts of the financial assets/liabilities classified into the category Designated at fair value through profit or loss are mortgage loans and related issued bonds in the Danish group undertaking Nordea Kredit Realkreditaktieselskab and interest-bearing securities, shares and investment



## G1 Accounting policies

contracts in Nordea Life & Pensions.

Assets and liabilities in Nordea Kredit Realkreditaktieselskab are classified into the category Designated at fair value through profit or loss to eliminate or significantly reduce an accounting mismatch. When Nordea grants mortgage loans to customers in accordance with the Danish mortgage finance law Nordea at the same time issues bonds with matching terms, so called “match funding”. The customers can repay the loans either through repayments of the principal or by purchasing the issued bonds and return them to Nordea as a settlement of the loan. The bonds play an important part in the Danish money market and Nordea consequently buys and sells own bonds in the market. If the loans and bonds were measured at amortised cost such buy-backs of bonds would give rise to an accounting mismatch as any gains or losses would have to be recognised immediately in the income statement. If such bonds are subsequently sold in the market any premium or discount would be amortised over the expected maturity, which would also create an accounting mismatch. To avoid such an accounting mismatch Nordea measures both the loans and bonds at fair value through profit or loss.

Interest-bearing securities, shares and investment contracts (defined in section 19 “Liabilities to policyholders”) in Nordea Life & Pensions are generally also classified into the category Designated at fair value through profit or loss to eliminate or significantly reduce an accounting mismatch. The investment contracts (unit-linked) are held at fair value and to avoid an accounting mismatch also the related assets are held at fair value. This is valid also for insurance contracts (defined in section 19 “Liabilities to policyholders”) where the assets are generally held at fair value to reduce an accounting mismatch with the liabilities to policyholders that are generally measured at fair value.

Nordea also applies the Fair value option on certain financial assets and financial liabilities related to Markets. The classification stems from that Markets is managing and measuring its financial assets and liabilities at fair value. Consequently, the majority of financial assets and financial liabilities in Markets are classified into the categories Financial assets/Financial liabilities at fair value through profit or loss.

### *Loans and receivables*

Loans and receivables are non-derivative financial assets, with fixed or determinable payments, that are not quoted in an active market. These assets and their impairment are further described in the separate section 14 “Loans to the public/credit institutions”.

### *Held to maturity*

Financial assets that Nordea has chosen to classify into the category Held to maturity are non-derivative financial assets with fixed or determinable payments and fixed maturity that Nordea has the positive intent and ability to hold to maturity. Financial assets classified into the category Held to maturity are initially recognised on the balance sheet at the acquisition price, including transaction costs. Subsequent to initial recognition, the instruments within this category are measured at amortised cost. In an amortised cost measurement, the difference between acquisition cost and redemption value is amortised in the income statement over the remaining term using the effective interest rate method.

If more than an insignificant amount of the Held to maturity portfolio is sold or transferred the Held to maturity category is tainted, except for if the sale or transfer either occur close to maturity, after substantially all of the original princi-

pal is already collected, or due to an isolated non-recurring event beyond the control of Nordea.

Nordea assesses at each reporting date whether there is any objective evidence that the asset is impaired. If there is such evidence, an impairment loss is recorded. The loss is calculated as the difference between the carrying amount and the present value of estimated future cash flows and is recognised as “Impairment of securities held as financial non-current assets” in the income statement. See section 14 “Loans to the public/credit institutions” for more information on the identification and measurement of objective evidence of impairment, which is applicable also for interest-bearing securities classified into the category Held to maturity.

### *Available for sale*

Financial instruments classified into the category Available for sale are measured at fair value. Changes in fair values, except for interest, foreign exchange effects and impairment losses, are recognised in the fair value reserve in equity through other comprehensive income. Interest is recognised in the item “Interest income” and foreign exchange effects and impairment losses in the item “Net result from items at fair value” in the income statement.

When an instrument classified into the category Available for sale is disposed of, the fair value changes that previously have been accumulated in the fair value reserve (related to Available for sale investments) in other comprehensive income are removed from equity and recognised in the income statement in the item “Net result from items at fair value”.

Financial assets classified into the category Available for sale are assessed at least annually in order to determine any need for impairment losses. If there is objective evidence of impairment, the accumulated loss that has been recognised in other comprehensive income is removed from equity and recognised as “Net result from items at fair value” in the income statement. The amount of the accumulated loss that is recycled from equity is the difference between the asset’s acquisition cost and current fair value. For equity investments a prolonged or significant decline in the fair value, compared to the acquisition cost, is considered to be objective evidence of impairment. Objective evidence of impairment for a debt instrument is rather connected to a loss event, such as an issuer’s financial difficulty.

### *Other financial liabilities*

Financial liabilities, other than those classified into the category Financial liabilities at fair value through profit or loss, are measured at amortised cost. Interest from Other financial liabilities is recognised in the item “Interest expense” in the income statement.

### **Hybrid (combined) financial instruments**

Hybrid (combined) financial instruments are contracts containing a host contract and an embedded derivative instrument. Such combinations arise predominantly from the issuance of structured debt instruments, such as issued index-linked bonds.

Index-linked bonds issued by Group Treasury are considered to be part of the funding activities. The zero coupon bond, is measured at amortised cost. The embedded derivatives in those instruments are separated from the host contract and accounted for as stand-alone derivatives at fair value, if the economic characteristics and risks of the embedded derivative are not closely related to the economic characteristics and

## G1

## Accounting policies

risks of the host contract, and the embedded derivative meets the definition of a derivative instrument. Changes in fair values, of the embedded derivatives, are recognised in the income statement in the item “Net result from items at fair value”.

Index-linked bonds issued by Markets as part of the trading portfolio are classified into the category Held for trading, and the entire combined instrument, host contract together with the embedded derivative, is measured at fair value through profit or loss. Changes in fair values are recognised in the income statement in the item “Net result from items at fair value”.

#### Securities borrowing and lending agreements

Generally, securities borrowing and securities lending transactions are entered into on a collateralised basis. Unless the risks and rewards of ownership are transferred, the securities are not recognised on or derecognised from the balance sheet. In the cases where the counterpart is entitled to resell or repledge the securities, the securities are reclassified to the balance sheet item “Financial instruments pledged as collateral”.

Securities in securities lending transactions are also disclosed in the item “Assets pledged as security for own liabilities”.

Cash collateral advanced (securities borrowing) to the counterparts is recognised on the balance sheet as “Loans to central banks”, “Loans to credit institutions” or as “Loans to the public”. Cash collateral received (securities lending) from the counterparts is recognised on the balance sheet as “Deposits by credit institutions” or as “Deposits and borrowings from the public”.

#### Repurchase and reverse repurchase agreements

Securities delivered under repurchase agreements and securities received under reverse repurchase agreements are not derecognised from or recognised on the balance sheet. In the cases where the counterpart has the right to resell or repledge the securities, the securities are reclassified to the balance sheet line “Financial instruments pledged as collateral”.

Securities delivered under repurchase agreements are also disclosed in the item “Assets pledged as security for own liabilities”.

Cash received under repurchase agreements is recognised on the balance sheet as “Deposits by credit institutions” or as “Deposits and borrowings from the public”. Cash delivered under reverse repurchase agreements is recognised on the balance sheet as “Loans to central banks”, “Loans to credit institutions” or as “Loans to the public”.

Additionally, the sale of securities received in reverse repurchase agreements trigger the recognition of a trading liability (short sale).

#### Derivatives

All derivatives are recognised on the balance sheet and measured at fair value. Derivatives with total positive fair values, including any accrued interest, are recognised as assets in the item “Derivatives” on the asset side. Derivatives with total negative fair values, including any accrued interest, are recognised as liabilities in the item “Derivatives” on the liability side.

Realised and unrealised gains and losses from derivatives are recognised in the income statement in the item “Net result from items at fair value”.

#### Offsetting of financial assets and liabilities

Nordea offsets financial assets and liabilities on the balance sheet if there is a legal right to offset, in the ordinary course of

business and in case of bankruptcy, and if the intent is to settle the items net or realise the asset and settle the liability simultaneously. This is generally achieved through the central counterparty clearing houses that Nordea has agreements with.

#### 14. Loans to the public/credit institutions

Financial instruments classified as “Loans to the public/credit institutions” (including loans to central banks) on the balance sheet and into the category Loans and receivables are measured at amortised cost (see also the separate section 8 “Recognition and derecognition of financial instruments on the balance sheet” as well as Note G41 “Classification of financial instruments”).

Nordea monitors loans as described in the separate section on Risk, Liquidity and Capital management. Loans attached to individual customers or groups of customers are identified as impaired if the impairment tests indicate an objective evidence of impairment.

Also interest-bearing securities classified into the categories Loans and receivables and Held to maturity are held at amortised cost and the description below is valid also for the identification and measurement of impairment on these assets. Possible impairment losses on interest-bearing securities classified into the categories Loans and receivables and Held to maturity are recognised as “Impairment of securities held as non-current financial assets” in the income statement.

#### Impairment test of individually assessed loans

Nordea tests all loans for impairment on an individual basis. The purpose of the impairment tests is to find out if the loans have become impaired. As a first step in the identification process for impaired loans, Nordea monitors whether there are indicators of impairment (loss event) and whether these loss events represent objective evidence of impairment. More information on the identification of loss events can be found in the Risk, Liquidity and Capital management section.

Loans that are not individually impaired will be transferred to a group of loans with similar risk characteristics for a collective impairment test.

#### Impairment test of collectively assessed loans

Loans not impaired on an individual basis are collectively tested for impairment.

These loans are grouped on the basis of similar credit risk characteristics that are indicative of the debtors’ ability to pay all amounts due according to the contractual terms. Nordea monitors its portfolio through rating migrations, the credit decision and annual review process supplemented by quarterly risk reviews. Through these processes Nordea identifies loss events indicating incurred losses in a group. A loss event is an event resulting in a deterioration of the expected future cash flows. Only loss events incurred up to the reporting date are included when performing the assessment of the group.

The objective for the group assessment process is to evaluate if there is a need to make a provision due to the fact that a loss event has occurred, which has not yet been identified on an individual basis. This period between the date when the loss event occurred and the date when it is identified on an individual basis is called “Emergence period”. The impairment remains related to the group of loans until the losses have been identified on an individual basis. The identification of the loss is made through a default of the engagement or by other indicators.

For corporate customers and bank counterparts, Nordea uses the existing rating system as a basis when assessing the

## G1

## Accounting policies

credit risk. Nordea uses historical data on probability of default to estimate the risk for a default in a rating class. These loans are rated and grouped mostly based on type of industry and/or sensitivity to certain macro parameters, e.g. dependency to oil prices etc.

Personal customers and small corporate customers are monitored through scoring models. These are based mostly on historical data, as default rates and loss rates given a default, and experienced judgement performed by management. Rating and scoring models are described in more detail in the separate section on Risk, Liquidity and Capital management.

The collective assessment is performed through a netting principle, i.e. when rated engagements are up-rated due to estimated increases in cash flows, this improvement will be netted against losses on loans that are down-rated due to estimated decreases in cash-flows. Netting is only performed within groups with similar risk characteristics where Nordea assesses that the customers' future cash flows are insufficient to serve the loans in full.

#### Impairment loss

If the carrying amount of the loans is higher than the sum of the net present value of estimated cash flows (discounted with original effective interest rate), including the fair value of the collaterals and other credit enhancements, the difference is the impairment loss.

For significant loans that have been individually identified as impaired the measurement of the impairment loss is made on an individual basis.

For insignificant loans that have been individually identified as impaired and for loans not identified as impaired on an individual basis the measurement of the impairment loss is measured using a portfolio based expectation of the future cash flows.

If the impairment loss is not regarded as final, the impairment loss is accounted for on an allowance account representing the accumulated impairment losses. Changes in the credit risk and accumulated impairment losses are accounted for as changes in the allowance account and as "Net loan losses" in the income statement (see also section 6 "Recognition of operating income and impairment").

If the impairment loss is regarded as final, it is reported as a realised loss and the value of the loan and the related allowance for impairment loss are derecognised. An impairment loss is regarded as final when the obligor is filed for bankruptcy and the administrator has declared the economic outcome of the bankruptcy procedure, or when Nordea forgives its claims either through a legal based or voluntary reconstruction or when Nordea, for other reasons, deem it unlikely that the claim will be recovered.

#### Discount rate

The discount rate used to measure impairment is the original effective interest rate for loans attached to an individual customer or, if applicable, to a group of loans. If considered appropriate, the discount rate can be based on a method that results in an impairment that is a reasonable approximation of using the effective interest rate method as basis for the calculation.

#### Restructured loans

In this context a restructured loan is defined as a loan where Nordea has granted concessions to the obligor due to its deteriorated financial situation and where this concession has resulted in an impairment loss for Nordea. After a reconstruction the loan is normally regarded as not impaired if it

performs according to the new conditions. Concessions made in reconstructions are regarded as final losses unless Nordea retains the possibility to regain the loan losses incurred. In the event of a recovery the payment is reported as a recovery of loan losses.

#### Assets taken over for protection of claims

In a financial reconstruction the creditor may concede loans to the obligor and in exchange for this concession acquire an asset pledged for the conceded loans, shares issued by the obligor or other assets. Assets taken over for protection of claims are reported on the same balance sheet line as similar assets already held by Nordea. For example a property taken over, not held for Nordea's own use, is reported together with other investment properties.

At initial recognition, all assets taken over for protection of claims are recognised at fair value and the possible difference between the carrying amount of the loan and the fair value of the assets taken over is recognised as "Net loan losses". The fair value of the asset on the date of recognition becomes its cost or amortised cost value, as applicable. In subsequent periods, assets taken over for protection of claims are valued in accordance with the valuation principles for the appropriate type of asset. Investment properties are then measured at fair value. Financial assets that are foreclosed are generally classified into the categories Available for sale or Designated at fair value through profit or loss (Fair Value Option) (see section 13 "Financial instruments") and measured at fair value. Changes in fair values are recognised in other comprehensive income for assets classified into the category Available for sale. For assets classified into the category Designated at fair value through profit or loss, changes in fair value are recognised in the income statement under the line "Net result from items at fair value".

Any change in value, after the initial recognition of the asset taken over, is presented in the income statement in line with the Group's presentation policies for the appropriate asset. "Net loan losses" in the income statement is, after the initial recognition of the asset taken over, consequently not affected by any subsequent remeasurement of the asset.

## 15. Leasing

### Nordea as lessor

#### Finance leases

Nordea's leasing operations mainly comprise finance leases. A finance lease is reported as a receivable from the lessee in the balance sheet item "Loans to the public" at an amount equal to the net investment in the lease. The lease payment, excluding cost of services, is recorded as repayment of principal and interest income. The income allocation is based on a pattern reflecting a constant periodic return on the net investment outstanding in respect of the finance lease.

#### Operating leases

Assets subject to operating leases on the balance sheet are reported in accordance with the nature of the assets, in general as property and equipment. Leasing income is recognised as income on a straight-line basis over the lease term and classified as "Net interest income". The depreciation of the leased assets is calculated on the basis of Nordea's depreciation policy for similar assets and reported as "Depreciation, amortisation and impairment charges of tangible and intangible assets" in the income statement.

## G1

## Accounting policies

**Nordea as lessee***Finance leases*

Finance leases are recognised as assets and liabilities on the balance sheet at the amount equal to the fair value, or if lower, the present value of the minimum lease payments of the leased assets at the inception of the lease. The assets are reported in accordance with the nature of the assets. Lease payments are apportioned between finance charge and reduction of the outstanding liability. The finance charge is allocated to periods during the lease term so as to produce a constant periodic rate of interest on the remaining balance of the liability for each period. A finance lease also gives rise to a depreciation expense for the leased asset. The depreciation policy is consistent with that of the assets in own use. Impairment testing of leased assets is performed following the same principles as for similar owned assets.

*Operating leases*

Operating leases are not recognised on Nordea's balance sheet. For operating leases the lease payments are recognised as expenses in the income statement on a straight-line basis over the lease term unless another systematic way better reflects the time pattern of Nordea's benefit. The original lease terms normally range between 3 to 25 years.

Operating leasing is mainly related to office premises contracts and office equipment contracts normal to the business.

The central district properties in Finland, Norway and Sweden that Nordea has divested are leased back. The duration of the lease agreements was initially 3–25 years with renewal options. The lease agreements include no transfers of ownerships of the asset by the end of the lease term, nor any economic benefits from appreciation in value of the leased property. In addition, the lease term is not for the major part of the assets' economic life. These leases are thus classified as operating leases. The rental expense for these premises is recognised on the basis of the time-pattern of Nordea's economic benefit which differs from the straight-line basis and better resembles an ordinary rental arrangement.

*Embedded leases*

Agreements can contain a right to use an asset in return for a payment, or a series of payments, although the agreement is not in the legal form of a leasing contract. If applicable, these assets are separated from the contract and accounted for as leased assets

**16. Intangible assets**

Intangible assets are identifiable, non-monetary assets without physical substance. The assets are under Nordea's control, which means that Nordea has the power and rights to obtain the future economic benefits flowing from the underlying resource. The intangible assets in Nordea mainly consist of goodwill, IT-development/computer software and customer related intangible assets.

**Goodwill**

Goodwill represents the excess of the cost of an acquisition over the fair value of Nordea's share of net identifiable assets of the acquired group undertaking/associated undertaking at the date of acquisition. Goodwill on acquisition of group undertakings is included in "Intangible assets". Goodwill on acquisitions of associates is not recognised as a separate asset, but included in "Investments in associated undertakings". Goodwill is tested annually for impairment or more frequently if events or changes in circumstances indicate that it might be impaired. Good-

will is carried at cost less accumulated impairment losses. Impairment losses on goodwill cannot be reversed in subsequent periods. Goodwill related to associated undertakings is not tested for impairment separately, but included in the total carrying amount of the associated undertakings. The policies covering impairment testing of associated undertakings is disclosed in section 6 "Recognition of operating income and impairment".

**IT-development/Computer software**

Costs associated with maintaining computer software programs are expensed as incurred. Costs directly associated with major software development investments, with a useful life of three years or more and the ability to generate future economic benefits, are recognised as intangible assets. These costs include software development staff costs and overhead expenditures directly attributable to preparing the asset for use. Computer software includes also acquired software licenses not related to the function of a tangible asset.

Amortisation is calculated on a straight-line basis over the useful life of the software, generally a period of 3 to 10 years.

**Customer related intangible assets**

In business combinations a portion of the purchase price is normally allocated to a customer related intangible asset, if the asset is identifiable and under Nordea's control. An intangible asset is identifiable if it arises from contractual or legal rights, or could be separated from the entity and sold, transferred, licenced, rented or exchanged. The asset is amortised over its useful life, generally over 10 years.

**Impairment**

Goodwill is not amortised but tested for impairment annually irrespective of any indications of impairment. Impairment testing is also performed more frequently if required due to any indication of impairment. The impairment charge is calculated as the difference between the carrying amount and the recoverable amount.

At each balance sheet date, all intangible assets with definite useful lives are reviewed for indications of impairment. If such indications exist, an analysis is performed to assess whether the carrying amount of the intangible asset is fully recoverable.

The recoverable amount is the higher of fair value less costs to sell and the value in use of the asset or the cash-generating unit, which is defined as the smallest identifiable group of assets that generates largely independent cash flows in relation to the asset. For goodwill, the cash generating units are defined as the operating segments. The value in use is the present value of the cash flows expected to be realised from the asset or the cash-generating unit. The cash flows are assessed based on the asset or cash-generating unit in its current condition and discounted at a rate based on the long-term risk free interest rate plus a risk premium (post tax). If the recoverable amount is less than the carrying amount, an impairment loss is recognised. See Note G20 "Intangible assets" for more information on the impairment testing.

**17. Property and equipment**

Property and equipment includes own-used properties, leasehold improvements, IT equipment, furniture and other equipment. Items of property and equipment are measured at cost less accumulated depreciation and accumulated impairment losses. The cost of an item of property and equipment comprise its purchase price, as well as any directly attributable costs of bringing the asset to the working condition for its in-

**G1** Accounting policies

tended use. When parts of an item of property and equipment have different useful lives, they are accounted for as separate items.

Property and equipment is depreciated on a straight-line basis over the estimated useful life of the assets. The estimates of the useful life of different assets are reassessed on a yearly basis. Below follows the current estimates:

Buildings	30–75 years
Equipment	3–5 years
Leasehold improvements	Changes within buildings the shorter of 10 years and the remaining leasing term. New construction the shorter of the principles used for owned buildings and the remaining leasing term. Fixtures installed in leased properties are depreciated over the shorter of 10–20 years and the remaining leasing term.

At each balance sheet date, Nordea assesses whether there is any indication that an item of property and equipment may be impaired. If any such indication exists, the recoverable amount of the asset is estimated and any impairment loss is recognised.

Impairment losses are reversed if the recoverable amount increases. The carrying amount is then increased to the recoverable amount, but cannot exceed the carrying amount that would have been determined had no impairment loss been recognised.

**18. Investment property**

Investment properties are primarily properties held to earn rent and/or capital appreciation. The majority of the properties in Nordea are attributable to Nordea Life & Pensions. Nordea applies the fair value model for subsequent measurement of investment properties. The best evidence of a fair value is normally given by quoted prices in an active market for similar property in the same location and condition. As these prices are rarely available discounted cash flow projection models based on reliable estimates of future cash flows are also used.

Net rental income, gains and losses as well as fair value adjustments are recognised directly in the income statement as “Net result from items at fair value”.

**19. Liabilities to policyholders**

Liabilities to policyholders include obligations according to insurance contracts and investment contracts with policyholders.

An insurance contract is defined as “a contract under which one party (the insurer) accepts significant insurance risks from another party (the policyholder) by agreeing to compensate the policyholder if a specified uncertain future event (the insured event) adversely affects the policyholder”.

Investment contracts are contracts with policyholders that have the legal form of insurance contracts but where the insurance risk transfer has been assessed to be insignificant.

The insurance risk is generally calculated as the risk sum payable as a percentage of the reserve behind the contract at the beginning of the contract period. It is Nordea’s assessment that a risk percentage of five or higher is a significant insurance risk.

The contracts can be divided into the following classes:

- Insurance contracts:
  - Traditional life insurance contracts with and without discretionary participation feature
  - Unit-Linked contracts with significant insurance risk
  - Health and personal accident
- Investment contracts:
  - Investment contracts with discretionary participation feature
  - Investment contracts without discretionary participation feature

**Insurance contracts**

The measurement principles under local GAAP have been maintained consequently resulting in a non-uniform accounting policies method on consolidation.

Traditional life insurance provisions represent consolidated provisions for all the companies in Nordea Life & Pensions, including companies in Sweden, Norway, Finland, Denmark, Poland, Luxembourg, Isle of Man, Estonia and Lithuania.

In Denmark, Sweden and Finland the measurements are prepared by calculating the present value of future benefits, to which the policyholders are entitled. The calculation includes assumptions about market consistent discounting rates as well as expenses and life risk. The discount rate is based on the liabilities’ current term. In Denmark, the provision, in addition, includes bonus potential on paid policies and on future premiums.

In Norway the provisions are mainly calculated on the basis of a prospective method. The discount rate used is equal to the original tariff rates and assumptions about expenses and risk.

The accounting policy for each company is based on the local structure of the business and is closely related to solvency rules and national regulation concerning profit sharing and other requirements about collective bonus potential.

Unit-Linked contracts represent life insurance provisions relating to Unit-Linked policies written either with or without an investment guarantee. Unit-Linked contracts classified as insurance contracts include the same insurance risk elements as traditional insurance contracts. These contracts are mainly recognised and measured at fair value on the basis of:

- the fair value of the assets linked to the Unit-Linked contracts, and
- the estimated present value of the insurance risk which is calculated in the same way as traditional insurance contracts considering the impact on every risk element included in the cash flows.

Health and personal accident provisions include premium reserves and claims outstanding. This item is recognised and measured on deferred basis in the same way as general insurance contracts.

**Investment contracts**

Investment contracts are contracts with policyholders, which do not transfer sufficient insurance risk to be classified as insurance contracts.

However, investment contracts with discretionary participation features are, in line with IFRS 4, accounted for as insurance contracts using local accounting principles. Nordea Life & Pension has only a small number of these contracts.

Investment contracts without discretionary participation features are recognised and measured at fair value in accordance with IAS 39 “Financial Instruments: Recognition and Measurement”, equal to fair value of the assets linked to these

## G1

## Accounting policies

contracts. These assets are classified into the category Designated at fair value through profit or loss to eliminate or significantly reduce an accounting mismatch.

#### Discretionary participating features (DPF)

Some traditional life insurance contracts and investment contracts include a contractual right for the policyholder to receive significant benefits in addition to guaranteed benefits. Nordea has discretion to pay these additional benefits as bonus on risk result, expense result and interest rate. These DPF-features (Collective bonus potential) are classified as liabilities on the balance sheet.

Collective bonus potential includes amounts allocated but not attributed to the policyholders. In Finland, collective bonus potential includes the policyholder's part of the total unrealised investment gains and bonus potential on paid policies and future premiums (the difference between retrospective and market consistent prospective measurement principles of the insurance contracts). In Norway, collective bonus potential includes the policyholder's part of both the total unrealised investment gains and additional reserves. In Sweden and Denmark, the main valuation principle is fair value (insurance contracts). The policyholder's part of both realised and unrealised investment gains is therefore included on the balance sheet representing either "Change in technical provisions, Life" and/or "Change in collective bonus potentials, Life", depending on whether the investment result is allocated or not. Both the mentioned lines are included on the balance sheet line "Liabilities to policyholders".

#### Liability adequacy test

The adequacy of insurance provisions is assessed at each reporting date to ensure that the carrying amount of the liabilities is higher than the best estimate of future cash flows discounted with current interest rates. If needed, additional provisions are accounted for and recognised in the income statement.

#### 20. Taxes

The item "Income tax expense" in the income statement comprises current- and deferred income tax. The income tax expense is recognised in the income statement, except to the extent the tax effect relates to items recognised in other comprehensive income or directly in equity, in which case the tax effect is recognised in other comprehensive income or in equity respectively.

Current tax is the expected tax expense on the taxable income for the year, using tax rates enacted or substantively enacted at the reporting date, and any adjustment to tax payable in respect of previous years.

Deferred tax assets and liabilities are recognised, using the balance sheet method, for temporary differences between the carrying amounts of assets and liabilities for financial reporting purposes and the amounts used for taxation purposes. Deferred tax assets are recognised for the carry forward of unused tax losses and unused tax credits. Deferred tax is not recognised for temporary differences arising on initial recognition of assets or liabilities in a transaction that is not a business combination and that affects neither accounting nor taxable profit, nor for differences relating to investments in group undertakings and associated undertakings to the extent that it is probable that they will not reverse in the foreseeable future. In addition, deferred tax is not recognised for taxable temporary differences arising on the initial recognition of goodwill.

Deferred tax is measured at the tax rates that are expected to be applied to the temporary differences when they reverse, based

on the laws that have been enacted or substantively enacted at the reporting date. Deferred tax assets and liabilities are not discounted. A deferred tax asset is recognised only to the extent that it is probable that future taxable profits will be available against which the temporary differences, tax losses carry forward and unused tax credits can be utilised. Deferred tax assets are reviewed at each reporting date and are reduced to the extent that it is no longer probable that the related tax benefit will be realised.

Current tax assets and current tax liabilities are offset when the legal right to offset exists and Nordea intends to either settle the tax asset and the tax liability net or to recover the asset and settle the liability simultaneously. Deferred tax assets and deferred tax liabilities are generally offset if there is a legally enforceable right to offset current tax assets and current tax liabilities.

#### 21. Earnings per share

Basic earnings per share is calculated by dividing the profit or loss attributable to shareholders of Nordea Bank AB by the weighted average number of ordinary shares outstanding during the period.

Diluted earnings per share is determined by adjusting the weighted average number of ordinary shares outstanding for the effects of all dilutive potential ordinary shares, consisting of rights to performance shares in the long term incentive programmes.

The potential ordinary shares are only considered to be dilutive, on the balance sheet date, if all performance conditions are fulfilled and if a conversion to ordinary shares would decrease earnings per share. The rights are furthermore considered dilutive only when the exercise price, with the addition of future services, is lower than the period's average share price.

#### 22. Employee benefits

All forms of consideration given by Nordea to its employees as compensation for services performed are employee benefits. Short-term benefits are to be settled within twelve months after the reporting period when the services have been performed. Post-employment benefits are benefits payable after the termination of the employment. Post-employment benefits in Nordea consist only of pensions. Termination benefits normally arise if an employment is terminated before the normal retirement date, or if an employee accepts an offer of voluntary redundancy.

##### Short-term benefits

Short term benefits consist mainly of fixed and variable salary. Both fixed and variable salaries are expensed in the period when the employees have performed services to Nordea. Nordea has also issued share-based payment programmes, which are further described in section 25 "Share-based payment".

More information can be found in Note G7 "Staff costs".

##### Post-employment benefits

###### *Pension plans*

The companies within Nordea have various pension plans, consisting of both defined benefit plans and defined contribution plans, reflecting national practices and conditions in the countries where Nordea operates. Defined benefit plans are predominantly sponsored in Sweden, Norway and Finland. The major defined benefit plans are funded schemes covered by assets in pension funds/foundations. If the fair value of plan assets, associated with a specific pension plan, is lower than the gross present value of the defined benefit obligation, the net amount is, after adjusting for unrecog-

## G1

## Accounting policies

nised actuarial gains/losses, recognised as a liability (defined benefit obligation). If not, the net amount is recognised as an asset (defined benefit asset). Non-funded pension plans are recognised as defined benefit obligations.

Most pensions in Denmark, but also plans in other countries, are based on defined contribution arrangements that hold no pension liability for Nordea. Nordea also contributes to public pension systems.

*Pension costs*

Obligations for defined contribution pension plans are recognised as an expense as the employee renders services to the entity and the contribution payable in exchange for that service becomes due. Nordea's net obligation for defined benefit pension plans is calculated separately for each plan by estimating the amount of future benefit that employees have earned for their service in the current and prior periods. That benefit is discounted to determine its present value. Any unrecognised past service cost and the fair value of any plan assets are deducted and unrecognised actuarial gains/losses adjusted for. Actuarial calculations, performed annually, are applied to assess the present value of defined benefit obligations and related costs, based on several actuarial and financial assumptions (as disclosed in Note G33 "Retirement benefit obligations").

When establishing the present value of the obligation and the fair value of any plan assets, actuarial gains and losses may arise as a result of changes in actuarial assumptions and experience effects (actual outcome compared to assumptions). The actuarial gains and losses are not recognised immediately in the income statement. Rather, only when the net cumulative unrecognised actuarial gain or loss exceeds a "corridor" equal to 10 percent of the greater of either the present value of the defined benefit obligation or the fair value of the plan assets, the excess is recognised in the income statement over the expected average remaining service period of the employees participating in the plan. Otherwise, actuarial gains and losses are not recognised.

When the calculation results in a benefit to the Nordea entity, the recognised asset is limited to the net total of any unrecognised actuarial losses, unrecognised past service costs and the present value of any future refunds from the plan or reductions in future contributions to the plan.

Social security contribution is calculated and accounted for based on the net recognised surplus or deficit by plan and is included in the "Retirement benefit obligation" or in the "Retirement benefit asset".

*Discount rate in Defined Benefit Plans*

The discount rate is determined by reference to high quality corporate bonds, where a deep enough market for such bonds exists. Covered bonds are in this context considered to be corporate bonds. In countries where no such market exists the discount rate is determined by reference to government bond yields. In Sweden, Norway and Denmark the discount rate is determined with reference to covered bonds and in Finland with reference to corporate bonds.

**Termination benefits**

As mentioned above termination benefits normally arise if an employment is terminated before the normal retirement date, or if an employee accepts an offer of voluntary redundancy. Termination benefits do not arise if the employees have to continue performing services and the termination benefits can be considered to be normal compensation for those services.

Termination benefits are expensed when Nordea has an obligation to make the payment. An obligation arises when there is a formal plan committed to on the appropriate organisational level and when Nordea is without realistic possibility of withdrawal, which normally occurs when the plan has been communicated to the group affected or to their representatives.

Termination benefits can include both short-term benefits, for instance a number of months' salary, and post-employment benefits, normally in the form of early retirement. Short-term benefits are classified as "Salaries and remuneration" and post-employment benefits as "Pension costs" in Note G7 "Staff costs".

**23. Equity****Non-controlling interests**

Non-controlling interests comprise the portion of net assets of group undertakings not owned directly or indirectly by Nordea Bank AB (publ).

For each business combination, Nordea measures the non-controlling interests in the acquiree either at fair value or at their proportionate share of the acquiree's identifiable net assets.

**Share premium reserve**

The share premium reserve consists of the difference between the subscription price and the quota value of the shares in Nordea's rights issue. Transaction costs in connection to the rights issue have been deducted.

**Other reserves**

Other reserves comprise income and expenses, net after tax effects, which are reported in equity through other comprehensive income. These reserves include fair value reserves for cash flow hedges and financial assets classified into the category Available for sale as well as a reserve for translation differences.

**Retained earnings**

Apart from undistributed profits from previous years, retained earnings include the equity portion of untaxed reserves. Untaxed reserves according to national rules are accounted for as equity net of deferred tax at prevailing tax rates in the respective country.

In addition, Nordea's share of the earnings in associated undertakings, after the acquisition date, that have not been distributed is included in retained earnings.

**Treasury shares**

Treasury shares are not accounted for as assets. Acquisitions of treasury shares are classified as deductions of "Retained earnings" on the balance sheet. Also own shares in trading portfolios are classified as treasury shares. Divested treasury shares are recognised as an increase of "Retained earnings".

Contracts on Nordea shares that can be settled net in cash are either financial assets or financial liabilities.

**24. Financial guarantee contracts and credit commitments**

Upon initial recognition, premiums received in issued financial guarantee contracts and credit commitments are recognised as prepaid income on the balance sheet. The guarantees and irrevocable credit commitments are subsequently measured, and recognised as a provision on the balance sheet, at the higher of either the received fee less amortisation, or an amount calculated as the discounted best estimate of the expenditure required to settle the present obligation. Changes

in provisions are recognised in the income statement in the item "Net loan losses".

Premiums received for financial guarantees are, as stated in section 6 "Recognition of operating income and impairment", amortised over the guarantee period and recognised as "Fee and commission income" in the income statement. Premiums received on credit commitments are generally amortised over the loan commitment period. The contractual amounts are recognised off-balance sheet, financial guarantees in the item "Contingent liabilities" and irrevocable credit commitments in the item "Credit commitments".

## 25. Share-based payment

### Equity-settled programmes

Nordea has annually issued Long Term Incentive Programmes from 2007 through 2012. Employees participating in these programmes are granted share-based equity-settled rights, i.e. rights to receive shares for free or to acquire shares in Nordea at a significant discount compared to the share price at grant date. The value of such rights is expensed. The expense is based on the estimated fair value of each right at grant date. The total fair value of these rights is determined based on the group's estimate of the number of rights that will eventually vest, which is reassessed at each reporting date. The fair value is expensed on a straight-line basis over the vesting period. The vesting period is the period that the employees have to remain in service in Nordea in order for their rights to vest. Market performance conditions in D-rights/Performance Share II are reflected as a probability adjustment to the initial estimate of fair value at grant date. There is no adjustment (true-up) for differences between estimated and actual vesting due to market conditions.

Social security costs are also allocated over the vesting period, in accordance with statement UFR 7 issued by the Swedish Financial Reporting Board: "IFRS 2 and social security contributions for listed enterprises". The provision for social security costs is reassessed on each reporting date to ensure that the provision is based on the rights' fair value at the reporting date.

For more information see Note G7 "Staff costs".

### Cash-settled programmes

Nordea has to defer payment of variable salaries under Nordic FSA's regulations and general guidelines. The deferred amounts are to some extent indexed using Nordea's TSR (Total Shareholders' Return) and these "programmes" are cash-settled share-based programmes. These programmes are fully vested when the payments of variable salaries are initially deferred and the fair value of the obligation is remeasured on a continuous basis. The remeasurements are, together with the related social charges, recognised in the income statement in the item "Net result from items at fair value".

For more information see Note G7 "Staff costs".

## 26. Related party transactions

Nordea defines related parties as:

- Shareholders with significant influence
- Group undertakings
- Associated undertakings
- Key management personnel
- Other related parties

All transactions with related parties are made on an arm's length basis.

## Shareholders with significant influence

Shareholders with significant influence are shareholders that have the power to participate in the financial and operating decisions of Nordea but do not control those policies.

## Group undertakings

For the definition of group undertakings see section 5 "Principles of consolidation". Further information on the undertakings included in the Nordea Group is found in Note P21 "Investments in group undertakings".

Group internal transactions between legal entities are performed according to arm's length principles in conformity with OECD requirements on transfer pricing. These transactions are eliminated in the consolidated accounts.

## Associated undertakings

For the definition of Associated undertakings see section 5 "Principles of consolidation".

Further information on the associated undertakings included in the Nordea Group is found in Note G19 "Investments in associated undertakings".

## Key management personnel

Key management personnel includes the following positions:

- The Board of Directors
- The Chief Executive Officer (CEO)
- The Group Executive Management (GEM)

For information about compensation, pensions and other transactions with key management personnel, see Note G7 "Staff costs".

## Other related parties

Other related parties comprise close family members to individuals in key management personnel. Other related parties also include companies significantly influenced by key management personnel in Nordea Group as well as companies significantly influenced by close family members to these key management personnel. Other related parties also include Nordea's pension foundations.

Information concerning transactions between Nordea and other related parties is found in Note G46 "Related-party transactions".

## 27. Exchange rates

	Jan–Dec 2012	Jan–Dec 2011
<b>EUR 1 = SEK</b>		
Income statement (average)	8,7052	9,0293
Balance sheet (at end of period)	8,5820	8,9120
<b>EUR 1 = DKK</b>		
Income statement (average)	7,4438	7,4506
Balance sheet (at end of period)	7,4610	7,4342
<b>EUR 1 = NOK</b>		
Income statement (average)	7,4758	7,7946
Balance sheet (at end of period)	7,3483	7,7540
<b>EUR 1 = PLN</b>		
Income statement (average)	4,1836	4,1203
Balance sheet (at end of period)	4,0740	4,4580
<b>EUR 1 = RUB</b>		
Income statement (average)	39,9253	40,8809
Balance sheet (at end of period)	40,3295	41,7650



## Operating segments

### Measurement of Operating segments' performance

The measurement principles and allocation between operating segments follow the information reported to the Chief Operating Decision Maker (CODM), as required by IFRS 8. In Nordea the CODM has been defined as Group Executive Management. The main differences compared to the business area reporting are that the information to CODM is prepared using current years' plan rates and to that different allocations principles between operating segments have been applied. Internally developed and bought software have previously been expensed as incurred in the operating segments but capitalised, as required by IAS 38, in the group's balance sheet. As from 2012 internally developed and bought software are capitalised directly in the operating segments. Comparative information has been restated accordingly.

### Basis of segmentation

Compared with the 2011 Annual Report there have been no changes in the basis of segmentation. Nordea's organisation is developed around the three main business areas Retail Banking, Wholesale Banking and Wealth Management and around the business unit Group Operations & Other Lines of Business. The separate divisions within these main business areas and business unit have been identified as operating segments. Also Group Corporate Centre has been identified as an operating segment. Financial results are presented for the two main business areas Retail Banking and Wholesale Banking, with further breakdown on operating segments, and for the operating segment Group Corporate Centre. Other operating

segments below the quantitative thresholds in IFRS 8 are included in Other operating segments. Group functions and eliminations as well as the result that is not fully allocated to any of the operating segments, are shown separately as reconciling items.

### Reportable Operating segments

Retail Banking conducts a full service banking operation and offers a wide range of products. It is Nordea's largest customer area and serves household customers and corporate customers in the Nordic markets (Retail Banking Nordic) as well as in Poland and the Baltic countries (Retail Banking Poland & Baltic countries). Wholesale Banking provides banking and other financial solutions to large Nordic and international corporate, institutional and public companies. The division Corporate & Institutional Banking is a customer oriented organisation serving the largest globally operating corporates. This division is also responsible for Nordea's customers within the financial sector, and offers single products such as funds and equity products as well as consulting services within asset allocation and fund sales. The division Shipping, Oil Services & International is responsible for Nordea's customers within the shipping, offshore and oil services industries and provides tailor made solutions and syndicated loan transactions. Nordea Bank Russia offers a full range of bank services to corporate and private customers in Russia. Capital Markets unallocated includes the result in Capital Markets which is not allocated to the main business areas. Group Corporate Centre's main objective is to manage the Group's funding and to support the management and control of the Nordea Group. The main income in Group Corporate Centre originates from Group Treasury.

	Retail Banking		Wholesale Banking		Group Corporate Centre		Other Operating segments <sup>1</sup>		Total operating segments		Reconciliation		Total Group	
	2012	2011	2012	2011	2012	2011	2012	2011	2012	2011	2012	2011	2012	2011
<b>Income statement, EURm</b>														
Net interest income	3,881	3,651	1,145	1,214	399	363	131	159	5,556	5,387	196	69	5,752	5,456
Net fee and commission income	1,468	1,421	528	547	-6	-14	582	573	2,572	2,527	-68	-132	2,504	2,395
Net result from items at fair value	355	423	1,061	822	84	10	378	290	1,878	1,545	-94	-28	1,784	1,517
Profit from associated undertakings accounted for under the equity method	37	22	0	0	-1	0	4	2	40	24	53	18	93	42
Other income	35	23	11	5	4	0	133	105	183	133	-80	-42	103	91
<b>Total operating income</b>	<b>5,776</b>	<b>5,540</b>	<b>2,745</b>	<b>2,588</b>	<b>480</b>	<b>359</b>	<b>1,228</b>	<b>1,129</b>	<b>10,229</b>	<b>9,616</b>	<b>7</b>	<b>-115</b>	<b>10,236</b>	<b>9,501</b>
- of which internal transactions <sup>2</sup>	-2,104	-2,058	-458	-413	2,646	2,573	-84	-102	0	0	—	—	—	—
Staff costs	-1,306	-1,333	-773	-718	-69	-62	-704	-674	-2,852	-2,787	-196	-326	-3,048	-3,113
Other expenses	-1,797	-1,900	-102	-106	-90	-100	55	69	-1,934	-2,037	74	123	-1,860	-1,914
Depreciation, amortisation and impairment charges of tangible and intangible assets	-93	-74	-38	-20	-1	0	-91	-68	-223	-162	-55	-30	-278	-192
<b>Total operating expenses</b>	<b>-3,196</b>	<b>-3,307</b>	<b>-913</b>	<b>-844</b>	<b>-160</b>	<b>-162</b>	<b>-740</b>	<b>-673</b>	<b>-5,009</b>	<b>-4,986</b>	<b>-177</b>	<b>-233</b>	<b>-5,186</b>	<b>-5,219</b>
<b>Profit before loan losses</b>	<b>2,580</b>	<b>2,233</b>	<b>1,832</b>	<b>1,744</b>	<b>320</b>	<b>197</b>	<b>488</b>	<b>456</b>	<b>5,220</b>	<b>4,630</b>	<b>-170</b>	<b>-348</b>	<b>5,050</b>	<b>4,282</b>
Net loan losses	-625	-597	-308	-173	0	0	-24	-8	-957	-778	24	43	-933	-735
<b>Operating profit</b>	<b>1,955</b>	<b>1,636</b>	<b>1,524</b>	<b>1,571</b>	<b>320</b>	<b>197</b>	<b>464</b>	<b>448</b>	<b>4,263</b>	<b>3,852</b>	<b>-146</b>	<b>-305</b>	<b>4,117</b>	<b>3,547</b>
Income tax expense	-517	-436	-419	-407	-79	-52	-120	-122	-1,135	-1,017	144	104	-991	-913
<b>Net profit for the year</b>	<b>1,438</b>	<b>1,200</b>	<b>1,105</b>	<b>1,164</b>	<b>241</b>	<b>145</b>	<b>344</b>	<b>326</b>	<b>3,128</b>	<b>2,835</b>	<b>-2</b>	<b>-201</b>	<b>3,126</b>	<b>2,634</b>
<b>Balance sheet, EURbn</b>														
Loans to the public <sup>3</sup>	225	218	64	62	0	0	8	8	297	288	49	49	346	337
Deposits and borrowings from the public <sup>3</sup>	109	105	46	39	0	0	10	10	165	154	36	36	201	190

1) Including the main business area Wealth Management and the business unit Group Operations & Other Lines of Business.

2) IFRS 8 requires information on revenues from transactions between operating segments. Nordea has defined intersegment revenues as internal interest income and expense related to the funding of the operating segments by the internal bank in Group Corporate Centre.

3) The volumes are only disclosed separately for operating segments if separately reported to the Chief Operating Decision Maker.

G2

## Segment reporting, cont.

## Break-down of Retail Banking

	Retail Banking Nordic <sup>1</sup>		Retail Banking Poland & Baltic countries <sup>1</sup>		Retail Banking Other <sup>2</sup>		Total Retail Banking	
	2012	2011	2012	2011	2012	2011	2012	2011
<b>Income statement, EURm</b>								
Net interest income	3,893	3,602	304	275	-316	-226	3,881	3,651
Net fee and commission income	1,420	1,374	76	72	-28	-25	1,468	1,421
Net result from items at fair value	344	375	24	50	-13	-2	355	423
Profit from associated undertakings accounted for under the equity method	37	22	0	0	0	0	37	22
Other income	18	5	5	7	12	11	35	23
<b>Total operating income</b>	<b>5,712</b>	<b>5,378</b>	<b>409</b>	<b>404</b>	<b>-345</b>	<b>-242</b>	<b>5,776</b>	<b>5,540</b>
- of which internal customers <sup>3</sup>	-1,688	-1,766	-57	-34	-359	-258	-2,104	-2,058
Staff costs	-993	-1,025	-69	-75	-244	-233	-1,306	-1,333
Other expenses	-1,931	-2,032	-110	-114	244	246	-1,797	-1,900
Depreciation, amortisation and impairment charges of tangible and intangible assets	-42	-36	-8	-8	-43	-30	-93	-74
<b>Total operating expenses</b>	<b>-2,966</b>	<b>-3,093</b>	<b>-187</b>	<b>-197</b>	<b>-43</b>	<b>-17</b>	<b>-3,196</b>	<b>-3,307</b>
<b>Profit before loan losses</b>	<b>2,746</b>	<b>2,285</b>	<b>222</b>	<b>207</b>	<b>-388</b>	<b>-259</b>	<b>2,580</b>	<b>2,233</b>
Net loan losses	-561	-531	-64	-66	0	0	-625	-597
<b>Operating profit</b>	<b>2,185</b>	<b>1,754</b>	<b>158</b>	<b>141</b>	<b>-388</b>	<b>-259</b>	<b>1,955</b>	<b>1,636</b>
Income tax expense	-575	-461	-39	-43	97	68	-517	-436
<b>Net profit for the year</b>	<b>1,610</b>	<b>1,293</b>	<b>119</b>	<b>98</b>	<b>-291</b>	<b>-191</b>	<b>1,438</b>	<b>1,200</b>
<b>Balance sheet, EURbn</b>								
Loans to the public	211	205	14	13	0	0	225	218
Deposits and borrowings from the public	104	101	5	4	0	0	109	105

1) Retail Banking Nordic includes banking operations in Denmark, Finland, Norway and Sweden, while Retail Banking Poland & Baltic countries includes banking operations in Estonia, Latvia, Lithuania and Poland.

2) Retail Banking Other includes the support areas Development & Projects, Distribution, Segments, Products and IT within the main business area Retail Banking.

3) IFRS 8 requires information on revenues from transactions between operating segments. Nordea has defined intersegment revenues as internal interest income and expense related to the funding of the operating segments by the internal bank in Group Corporate Centre.

**G2 Segment reporting, cont.**
**Break-down of Wholesale Banking**

Income statement, EURm	Corporate & Institutional Banking		Shipping, Offshore & Oil Services		Nordea Bank Russia		Capital Markets unallocated		Wholesale Banking Other <sup>1</sup>		Total Wholesale Banking	
	2012	2011	2012	2011	2012	2011	2012	2011	2012	2011	2012	2011
Net interest income	802	785	319	328	196	171	9	3	-181	-73	1,145	1,214
Net fee and commission income	546	542	61	82	15	14	-97	-94	3	3	528	547
Net result from items at fair value	396	413	27	29	8	13	630	367	0	0	1,061	822
Profit from associated undertakings accounted for under the equity method	0	0	0	0	0	0	0	0	0	0	0	0
Other income	1	0	0	0	3	1	2	1	5	3	11	5
<b>Total operating income</b>	<b>1,745</b>	<b>1,740</b>	<b>407</b>	<b>439</b>	<b>222</b>	<b>199</b>	<b>544</b>	<b>277</b>	<b>-173</b>	<b>-67</b>	<b>2,745</b>	<b>2,588</b>
- of which internal transactions <sup>2</sup>	-229	-204	-67	-74	-46	-27	70	-23	-186	-85	-458	-413
Staff costs	-39	-39	-24	-25	-66	-56	-444	-406	-200	-192	-773	-718
Other expenses	-439	-438	-41	-41	-31	-34	205	224	204	183	-102	-106
Depreciation, amortisation and impairment charges of tangible and intangible assets	0	0	0	0	-5	-6	-1	-1	-32	-13	-38	-20
<b>Total operating expenses</b>	<b>-478</b>	<b>-477</b>	<b>-65</b>	<b>-66</b>	<b>-102</b>	<b>-96</b>	<b>-240</b>	<b>-183</b>	<b>-28</b>	<b>-22</b>	<b>-913</b>	<b>-844</b>
<b>Profit before loan losses</b>	<b>1,267</b>	<b>1,263</b>	<b>342</b>	<b>373</b>	<b>120</b>	<b>103</b>	<b>304</b>	<b>94</b>	<b>-201</b>	<b>-89</b>	<b>1,832</b>	<b>1,744</b>
Net loan losses	-67	-31	-234	-136	-6	-7	0	0	-1	1	-308	-173
<b>Operating profit</b>	<b>1,200</b>	<b>1,232</b>	<b>108</b>	<b>237</b>	<b>114</b>	<b>96</b>	<b>304</b>	<b>94</b>	<b>-202</b>	<b>-88</b>	<b>1,524</b>	<b>1,571</b>
Income tax expense	-288	-294	-77	-89	-27	-24	-76	-24	49	24	-419	-407
<b>Net profit for the year</b>	<b>912</b>	<b>938</b>	<b>31</b>	<b>148</b>	<b>87</b>	<b>72</b>	<b>228</b>	<b>70</b>	<b>-153</b>	<b>-64</b>	<b>1,105</b>	<b>1,164</b>
<b>Balance sheet, EURbn</b>												
Loans to the public	45	44	13	13	6	5	0	0	0	0	64	62
Deposits and borrowings from the public	39	33	5	5	2	1	0	0	0	0	46	39

1) Wholesale Banking Other includes the area International Units and the support areas Transaction Products, Segment CIB and IT within the main business area Wholesale Banking.

2) IFRS 8 requires information on revenues from transactions between operating segments. Nordea has defined intersegment revenues as internal interest income and expense related to the funding of the operating segments by the internal bank in Group Corporate Centre.

## G2 Segment reporting, cont.

### Reconciliation between total operating segments and financial statements

	Total operating income, EURm		Operating profit, EURm		Loans to the public, EURbn		Deposits and borrowings from the public, EURbn	
	2012	2011	2012	2011	31 Dec 2012	31 Dec 2011	31 Dec 2012	31 Dec 2011
Total Operating segments	10,229	9,616	4,263	3,852	297	288	165	154
Group functions <sup>1</sup>	10	9	-117	-236	0	0	0	0
Unallocated items	30	53	-83	-67	45	39	20	17
Eliminations	-195	-181	—	—	—	—	—	—
Differences in accounting policies <sup>2</sup>	162	4	54	-2	4	10	16	19
<b>Total</b>	<b>10,236</b>	<b>9,501</b>	<b>4,117</b>	<b>3,547</b>	<b>346</b>	<b>337</b>	<b>201</b>	<b>190</b>

1) Consists of Group Risk Management, Group Internal Audit, Group Identity & Communications, Group Human Resources, Board of Directors and Executive Management.

2) Impact from plan rates used in the segment reporting.

### Total operating income split on product groups, EURm

	2012	2011
Banking products	6,571	6,215
Capital Markets products	2,329	2,068
Savings products & Asset management	739	691
Life & Pensions	546	417
Other	51	110
<b>Total</b>	<b>10,236</b>	<b>9,501</b>

Banking products consists of three different product types. Account products includes account based products such as lending, deposits, cards and Netbank services. Transaction products consist of cash management as well as trade and project finance services. Financing products includes asset based financing through leasing, hire purchase and factoring as well as sales to finance partners such as dealers, vendors and retailers. Capital Markets products contains financial instruments, or arrangements for financial instruments, that are available in the financial marketplace, including currencies, commodities, stocks and bonds. Savings products & Asset management includes Investment funds, Discretionary Management, Portfolio Advice, Equity Trading and Pension Accounts. Investment Funds is a bundled product where the fund company invest in stocks, bonds, derivatives or other standardised products on behalf of the fund's shareholders. Discretionary Management is a service providing the management of an investment portfolio on behalf of the customer and Portfolio Advise is a service provided to support the customers' investment decisions. Life & Pensions includes life insurance and pension products and services.

### Geographical information

	Total operating income, EURm		Assets, EURbn	
	2012	2011	31 Dec 2012	31 Dec 2011
Sweden	2,246	2,290	145	146
Finland	1,792	1,573	73	78
Norway	1,944	1,983	92	89
Denmark	3,133	2,680	275	320
Baltic countries	212	28	10	1
Poland	246	252	9	9
Russia	180	180	5	6
Other	483	515	68	67
<b>Total</b>	<b>10,236</b>	<b>9,501</b>	<b>677</b>	<b>716</b>

Nordea's main geographical market comprises the Nordic countries, the Baltic countries, Poland and Russia. Revenues and assets are distributed to geographical areas based on the location of the customers operations. Goodwill is allocated to different countries based on the location of the business activities of the acquired entities.

## G3 Net interest income

EURm	2012	2011
<b>Interest income</b>		
Loans to credit institutions	105	282
Loans to the public	10,634	10,318
Interest-bearing securities	901	904
Other interest income	624	451
<b>Interest income</b>	<b>12,264</b>	<b>11,955</b>
<b>Interest expense</b>		
Deposits by credit institutions	-217	-240
Deposits and borrowings from the public	-2,007	-2,158
Debt securities in issue	-3,965	-3,586
Subordinated liabilities	-354	-330
Other interest expenses <sup>1</sup>	31	-185
<b>Interest expense</b>	<b>-6,512</b>	<b>-6,499</b>
<b>Net interest income</b>	<b>5,752</b>	<b>5,456</b>

1) The net interest income from derivatives, measured at fair value and are related to Nordea's funding. This can have both a positive and negative impact on other interest expense, for further information see Note G1.

Interest income from financial instruments not measured at fair value through profit and loss amounts to EUR 9,844m (EUR 9,178m). Interest expenses from financial instruments not measured at fair value through profit and loss amounts to EUR -5,283m (EUR -4,819m).

Interest on impaired loans amounted to an insignificant portion of interest income.

### Net interest income

EURm	2012	2011
Interest income	11,955	11,662
Leasing income <sup>1</sup>	309	293
Interest expense	-6,512	-6,499
<b>Total</b>	<b>5,752</b>	<b>5,456</b>

1) Of which contingent leasing income amounts to EUR 148m (EUR 146m). Contingent leasing income in Nordea contains of variable interest rates, excluding the fixed margin. If the contingent leasing income decreases there will be an offsetting impact from lower funding expenses.

**G4 Net fee and commission income**

EURm	2012	2011
Asset management commissions	832	754
Life insurance	301	306
Brokerage, securities issues and corporate finance	289	266
Custody and issuers services	117	115
Deposits	54	44
<b>Total savings related commissions</b>	<b>1,593</b>	<b>1,485</b>
Payments	416	399
Cards	487	446
<b>Total payment commissions</b>	<b>903</b>	<b>845</b>
Lending	463	437
Guarantees and documentary payment	225	214
<b>Total lending related to commissions</b>	<b>688</b>	<b>651</b>
Other commission income	122	141
<b>Fee and commission income</b>	<b>3,306</b>	<b>3,122</b>
Savings and investments	-276	-245
Payments	-92	-87
Cards	-238	-219
State guarantee fees	-89	-55
Other commission expenses	-107	-121
<b>Fee and commission expense</b>	<b>-802</b>	<b>-727</b>
<b>Net fee and commission income</b>	<b>2,504</b>	<b>2,395</b>

Fee income, not included in determining the effective interest rate, from financial assets and liabilities not measured at fair value through profit or loss amounts to EUR 491m (EUR 468m).

Fee income, not included in determining the effective interest rate, from fiduciary activities that result in the holding or investing of assets on behalf of customers amount to EUR 1,422m (EUR 1,260m). The corresponding amount for fee expenses is EUR -64m (EUR -67m).

**G5 Net result from items at fair value**

EURm	2012	2011
Shares/participations and other share-related instruments	1,657	-518
Interest-bearing securities and other interest-related instruments	2,638	1,452
Other financial instruments	484	163
Foreign exchange gains/losses	253	546
Investment properties	135	158
Change in technical provisions, Life <sup>2</sup>	-2,935	-937
Change in collective bonus potential, Life	-544	607
Insurance risk income, Life	188	217
Insurance risk expense, Life	-92	-171
<b>Total</b>	<b>1,784</b>	<b>1,517</b>

**Net result from categories of financial instruments<sup>1</sup>**

EURm	2012	2011
Financial instruments designated at fair value through profit or loss	40	20
Financial instruments held for trading <sup>3</sup>	1,191	988
Financial instruments under fair value hedge accounting	36	10
– of which net gains/losses on hedging instruments	1,076	1,940
– of which net gains/losses on hedged items	-1,040	-1,930
Financial assets measured at amortised cost <sup>4</sup>	29	10
Financial liabilities measured at amortised cost	-23	-8
Foreign exchange gains/losses excluding currency hedges	230	317
Other	-2	1
Financial risk income, net Life <sup>2</sup>	187	132
Insurance risk income, net Life	96	47
<b>Total</b>	<b>1,784</b>	<b>1,517</b>

1) The figures disclosed for Life (financial risk income and insurance risk income) are disclosed on gross basis, ie before eliminations of intra-group transactions.

2) Premium income amounts to EUR 2,601m (EUR 2,544m).

3) Of which amortised deferred day one profits amounts to EUR 12m (EUR 14m).

4) Of which EUR 21m related to instruments classified into the category "Loans and receivables" and EUR 8m related to instruments classified into the category "Held to maturity".

**G6 Other operating income**

EURm	2012	2011
Sale of global custody operations	4	2
Income from real estate	10	3
Disposal of tangible and intangible assets	13	10
Other	76	76
<b>Total</b>	<b>103</b>	<b>91</b>

G7

## Staff costs

EURm	2012	2011
Salaries and remuneration (specification below) <sup>1</sup>	-2,327	-2,343
Pension costs (specification below)	-247	-299
Social security contributions	-398	-388
Other staff costs	-76	-83
<b>Total<sup>2</sup></b>	<b>-3,048</b>	<b>-3,113</b>

**Salaries and remuneration**To executives<sup>3</sup>

– Fixed compensation and benefits	-21	-20
– Performance-related compensation	-8	-7
– Allocation to profit-sharing	-1	0
<b>Total</b>	<b>-30</b>	<b>-27</b>

To other employees	-2,297	-2,316
<b>Total</b>	<b>-2,327</b>	<b>-2,343</b>

1) Of which allocation to profit-sharing 2012 EUR 65m (EUR 37m) consisting of a new allocation of EUR 70m (EUR 43m) and a release related to prior years of EUR 5m (EUR 6m).

2) Of which EUR 111m related to New Normal in 2011.

3) Executives include the Board of Directors (including deputies), CEO, deputy CEO, executive vice presidents and Group Executive Management in the parent company as well as the Board of Directors (including deputies), managing directors and executive vice presidents in operating group undertakings. Former board members (including deputies), CEOs, deputy CEOs, managing directors and executive vice presidents, in the parent company and operating group undertakings, are included. Executives amount to 315 (315) positions.

EURm	2012	2011
<b>Pension costs<sup>1</sup></b>		
Defined benefits plans (Note G33) <sup>2</sup>	-58	-104
Defined contribution plans	-189	-195
<b>Total</b>	<b>-247</b>	<b>-299</b>

1) Pension cost for executives as defined in footnote 3 above, amounts to EUR 8m (EUR 8m) and pension obligations to EUR 57m (EUR 56m).

2) Excluding social security contributions. Including social security contributions EUR 66m (EUR 124m).

**Additional disclosures on remuneration under Nordic FSAs' regulations and general guidelines**

The qualitative disclosures under these regulations can be found in the separate section on remuneration in the Board of Directors' Report, while the quantitative disclosures will be published in a separate report on Nordea's homepage ([www.nordea.com](http://www.nordea.com)) one week before the Annual General Meeting on 14 March 2013.

**Remuneration to the Board of Directors, CEO and Group Executive Management****Board remuneration**

The remuneration for the Board was decided to be unchanged by the Annual General Meeting (AGM) 2012. The remuneration was EUR 252,000 for the Chairman, EUR 97,650 for the Vice Chairman and EUR 75,600 for other members and the annual remuneration for committee work was EUR 16,600 for the chairman of the committee and EUR 12,900 for other members. Board members employed by Nordea do not receive separate compensation for their Board membership. There are no commitments for severance pay, pension or other compensation to the members of the Board, except for pension commitments to one Board member previously employed by Nordea.

**Salary and benefits****CEO**

The fixed salary, variable salary part and contract terms for the CEO are proposed by the Board Remuneration Committee (BRC) and approved by the Board. Variable salary part 2012, which is based on agreed, specific targets, can amount to a maximum of 35% of the fixed salary.

The fixed salary was increased with 2.5% to SEK 10,762,500 (EUR 1,236,330) as from 1 January 2012, which was announced at the AGM 2012. For 2012 the CEO has earned variable salary part which, together with the fixed salary, is in accordance with Nordea's remuneration guidelines approved by the AGM 2012. The CEO takes part of the Long Term Incentive Programmes as described in the separate section on remuneration in the Board of Directors' report and below. Benefits for the CEO include primarily car and housing.

**Group Executive Management (GEM)**

The BRC prepares alterations in salary levels and outcome of variable salary part as well as other changes in the compensation package for members of GEM, for resolution by the Board. Variable salary part 2012, which is based on agreed, specific targets, can be a maximum of 35% of the fixed salary.

As for the CEO, GEM members take part of the Long Term Incentive Programmes. Benefits include primarily car and/or housing.

**G7**
**Staff costs, cont.**

EUR	Fixed salary/ Board fee <sup>1</sup>		Variable salary part		Long Term Incentive Programmes <sup>2</sup>		Benefits		Total	
	2012	2011	2012	2011	2012	2011	2012	2011	2012	2011
<b>Chairman of the Board:</b>										
Björn Wahlroos <sup>3</sup>	-267,115	-227,219	—	—	—	—	—	—	-267,115	-227,219
<b>Vice Chairman of the Board:</b>										
Marie Ehrling <sup>4</sup>	-115,207	-112,839	—	—	—	—	—	—	-115,207	-112,839
<b>Former chairman of the Board:</b>										
Hans Dalborg <sup>5</sup>	—	-74,199	—	—	—	—	—	—	—	-74,199
<b>Other Board members:<sup>6</sup></b>										
Tom Knutzen	-89,240	-93,278	—	—	—	—	—	—	-89,240	-93,278
Lars G Nordström	-89,240	-87,767	—	—	—	—	—	—	-89,240	-87,767
Björn Savén <sup>7</sup>	—	-93,278	—	—	—	—	—	—	—	-93,278
Svein Jacobsen	-92,971	-98,201	—	—	—	—	—	—	-92,971	-98,201
Stine Bosse	-89,240	-89,590	—	—	—	—	—	—	-89,240	-89,590
Sarah Russell	-89,240	-93,278	—	—	—	—	—	—	-89,240	-93,278
Kari Stadigh	-92,971	-96,089	—	—	—	—	—	—	-92,971	-96,089
Peter F Braunwalder <sup>8</sup>	-66,483	—	—	—	—	—	—	—	-66,483	—
<b>CEO:</b>										
Christian Clausen <sup>9</sup>	-1,236,330	-1,162,884	-383,262	-308,164	-277,292	-144,782	-57,653	-22,411	-1,954,537	-1,638,241
<b>Group Executive Management (GEM):</b>										
7 (7) individuals excluding CEO <sup>10</sup>	-5,248,832	-4,637,433	-1,560,348	-1,084,710	-1,170,473	-507,492	-264,791	-222,780	-8,244,444	-6,452,415
<b>Total</b>	<b>-7,476,869</b>	<b>-6,866,055</b>	<b>-1,943,610</b>	<b>-1,392,874</b>	<b>-1,447,765</b>	<b>-652,274</b>	<b>-322,444</b>	<b>-245,191</b>	<b>-11,190,688</b>	<b>-9,156,394</b>

1) The Board fee consists of a fixed annual fee and a fixed annual fee for committee work. These are accounted for in SEK and translated into EUR based on the average exchange rate each year.

2) CEO and members of GEM have a conditional right to maximum 61,158 matching shares, 122,316 performance shares I and 61,158 performance shares II in LTIP 2010, 114,867 matching shares, 229,735 performance shares I and 114,867 performance shares II in LTIP 2011 and 157,978 matching shares, 473,934 performance shares I and 157,978 performance shares II in LTIP 2012. The disclosed expense is calculated in accordance with IFRS 2 "Share-based Payment". LTIP costs increased mainly as LTIP 2011 and LTIP 2012 allows CEO and members of GEM to invest 15% of their salaries in saving shares instead of 10% in earlier programmes. The LTIP expense in 2011 was also on a lower level due to a shift from a two year vesting period until LTIP 2009 to a three year vesting period as from LTIP 2010. See below for more information on the valuation of the Long Term Incentive Programmes.

3) New Chairman of the Board as from the AGM 2011.

4) New Vice Chairman of the Board as from the AGM 2011.

5) Resigned as Chairman of the Board as from the AGM 2011.

6) Employee representatives excluded.

7) Resigned as Board member in December 2011.

8) New member of the Board as from the AGM 2012.

9) The CEO's salary is paid in SEK and converted to EUR based on the average exchange rate each year. The increase in fixed salary 2012 is in accordance with the salary increase communicated at the AGM 2012 of 2.5% and the remaining increase is due to the exchange rate effect. Benefits are included at taxable values after salary deduction. In 2011 Nordea bought an apartment to be used by the CEO as from April 2012. The new housing arrangement has had an increasing effect on the disclosed housing benefit, defined as the taxable benefit used when calculating social charges. The taxable housing benefit for the CEO is largely unchanged.

10) GEM members are included for the period they have been appointed. Two new GEM members were appointed, and one member retired, in May 2011. The increase in compensation is mainly due to the full year impact of one additional GEM member, a general salary increase and exchange rate effects. Benefits are included at taxable values.

**Pension**
**CEO**

The retirement age for the CEO is 60 and his pension amounts to 50% of the pensionable income for life. Pensionable income is defined as the fixed salary. The maximum pensionable income is 200 Swedish Income Base Amounts. The pension obligation is fully funded, meaning that it is covered in full by plan assets. At retirement the pension risk is transferred to the CEO. Pension payments are to be made in accordance with local legislations and pension insurance conditions.

**Group Executive Management (GEM)**

The pension agreements vary due to local country practices.

GEM members are entitled to retire with pension at the age of 60, 62 or 70. Pension agreements are Defined Benefit Plans (DBP), Defined Contribution Plans (DCP) or a combination of such plans.

Two members have DBPs not based on collective agreements. One of these DBPs provides retirement pension amounting to 50% of pensionable income for life from age 62, including national pension benefits. The second DBP not based on a collective agreement provides a retirement pension from age 60, including both national pension benefits and previously earned pension. The retirement pension benefit in this plan decreased from 70% to 66% of pensionable income for future earnings as from 1 January 2011. Two members have DBPs in accordance with the Swedish collective agreement and complementing DCPs. Three members have DCPs only. Fixed salary is pensionable income for all GEM-members. Variable salary part is included for two members.

G7

## Staff costs, cont.

EUR	2012		2011	
	Pension cost <sup>4</sup>	Pension obligation <sup>5</sup>	Pension cost <sup>4</sup>	Pension obligation <sup>5</sup>
<b>Board members<sup>1</sup>:</b>				
Lars G Nordström	—	402,250	—	430,549
<b>CEO:</b>				
Christian Clausen <sup>2</sup>	-843,527	12,151,364	-1,514,941	11,466,681
<b>Group Executive Management:</b>				
7 (7) individuals excluding CEO <sup>3</sup>	-2,108,905	5,337,679	-2,184,289	4,606,923
<b>Former Chairman of the Board and CEOs:</b>				
Vesa Vainio and Thorleif Krarup <sup>6</sup>	—	18,132,111	—	18,271,060
<b>Total</b>	<b>-2,952,432</b>	<b>36,023,404</b>	<b>-3,699,230</b>	<b>34,775,213</b>

- Employee representatives excluded. The pension obligation is in accordance with the collective pension agreement BTP and earned during the employment period.
- The main reason behind the decrease in pension cost is the increase of the maximum pensionable income in 2011, from 190 Swedish Income Base Amounts to 200 Swedish Income Base Amounts, which gave rise to a Past service cost of EUR 838,042 in 2011. The Past service cost constituted the retroactive adjustment of the pension earned in earlier periods following the increase in the maximum pensionable income. New pension rights earned in 2012, the discount factor and exchange rate effects have had an increasing impact on the pension obligation, while changes in actuarial assumptions have had a decreasing impact.
- Members of GEM included for the period they have been appointed. The pension obligation is the obligation towards the members of GEM as of 31 December. The increase in the pension obligation is due to new pension rights earned and exchange rate effects, to some extent offset by changes in actuarial assumptions.
- Pension costs are related to pension premiums paid in DCP agreements and pension rights earned during the year in DBP agreements (Service cost, Past service cost and Curtailments and settlements as defined in IAS 19). Of the total pension cost EUR 1,094,953 (1,029,988) relates to DCP agreements.
- Pension obligations calculated in accordance with IAS 19. These obligations are dependent on changes in actuarial assumptions and inter annual variations can therefore be significant. IAS 19 includes an assumption about future increases in salary, which leads to that the pension obligations disclosed are the earned pension rights calculated using the expected salary levels at retirement. The pension plans are funded, meaning that these obligations are backed with plan assets with fair value generally on a similar level as the obligations.
- The pension obligation for Vesa Vainio and Thorleif Krarup is mainly due to pension rights earned in, and funded by, banks forming Nordea.

## Long Term Incentive Programmes

	2012			2011		
	Matching Share	Performance Share I	Performance Share II	Matching Share	Performance Share I	Performance Share II
<b>Conditional rights LTIP 2012</b>						
Granted	1,270,410	3,188,486	1,270,410	—	—	—
Forfeited	-5,973	-11,946	-5,973	—	—	—
<b>Outstanding at end of year</b>	<b>1,264,437</b>	<b>3,176,540</b>	<b>1,264,437</b>	<b>—</b>	<b>—</b>	<b>—</b>
– of which currently exercisable	—	—	—	—	—	—
<b>Conditional rights LTIP 2011</b>						
Outstanding at the beginning of year	950,056	1,900,112	950,056	—	—	—
Granted <sup>1</sup>	35,599	71,199	35,599	950,056	1,900,112	950,056
Forfeited	-14,460	-28,920	-14,460	—	—	—
<b>Outstanding at end of year</b>	<b>971,195</b>	<b>1,942,391</b>	<b>971,195</b>	<b>950,056</b>	<b>1,900,112</b>	<b>950,056</b>
– of which currently exercisable	—	—	—	—	—	—
<b>Conditional rights LTIP 2010</b>						
Outstanding at the beginning of year	889,163	1,778,326	889,163	896,645	1,793,290	896,645
Forfeited	-18,135	-36,270	-18,135	-7,482	-14,964	-7,482
<b>Outstanding at end of year</b>	<b>871,028</b>	<b>1,742,056</b>	<b>871,028</b>	<b>889,163</b>	<b>1,778,326</b>	<b>889,163</b>
– of which currently exercisable	—	—	—	—	—	—

## Notice period and severance pay

In accordance with their employment contracts CEO and three GEM members have a notice period of 12 months and a severance pay equal to 12 months' salary to be reduced by the salary the executive receives as a result of any other employment during these 12 months. Four GEM members are entitled to 6 months' salary during the notice period, and with regard to severance pay 18 months' salary to be reduced by the salary they receive as a result of any other employment during these 18 months.

## Loans to key management personnel

Loans to key management personnel, as defined in Note G1 section 26, amounts to EUR 6m (EUR 4m). Interest income on these loans amounts to EUR 0m (EUR 0m).

For key management personnel who are employed by Nordea the same credit terms apply as for other employees, except for key management personnel in Denmark whose loans are granted on terms based on market conditions. In Norway the employee interest rate for loans is 100 basis points lower than the best corresponding interest rate for external customers, with a cap on the loan amount of 3 times salary grade 55 plus NOK 100,000. In Finland the employee interest rate for loans corresponds to Nordea's funding cost with a margin of 10 basis points up to EUR 400,000, and 30 basis points on the part that exceeds EUR 400,000. In Sweden the employee interest rate on fixed- and variable interest rate loans is 215 basis points lower than the corresponding interest rate for external customers (with a lower limit of 50 basis points for variable interest rate loans and 150 basis points for fixed interest rate loans). There is currently a cap of 57 Swedish price base amounts both on fixed- and variable interest rate loans. Interest on loans above the defined caps is set on market terms. Loans to family members of key management personnel are granted on normal market terms, as well as loans to key management personnel who are not employed by Nordea.



**G7**
**Staff costs, cont.**

	2012			2011		
	A-rights	B-C-rights	D-rights	A-rights	B-C-rights	D-rights
<b>Rights LTIP 2009</b>						
Outstanding at the beginning of year	316,498	306,340	119,944	959,006	959,006	383,602
Forfeited	-11,962	-11,962	-11,962	—	—	—
Exercised <sup>2</sup>	-202,631	-186,841	-73,678	-642,508	-652,666	-263,658
<b>Outstanding at end of year</b>	<b>101,905</b>	<b>107,537</b>	<b>34,304</b>	<b>316,498</b>	<b>306,340</b>	<b>119,944</b>
– of which currently exercisable	101,905	107,537	34,304	316,498	306,340	119,944
<b>Rights LTIP 2008</b>						
Outstanding at the beginning of year	52,654	54,351	43,573	98,255	100,383	80,695
Forfeited	-7,043	-7,043	-7,043	-500	-500	-500
Exercised <sup>2</sup>	-45,611	-47,308	-36,530	-45,101	-45,532	-36,622
<b>Outstanding at end of year</b>	<b>0</b>	<b>0</b>	<b>0</b>	<b>52,654</b>	<b>54,351</b>	<b>43,573</b>
– of which currently exercisable	0	0	0	52,654	54,351	43,573

1) Granted rights in 2012 in LTIP 2011 are compensation for dividend on the underlying Nordea share during 2012.

2) Weighted average share price during the exercise period amounts to EUR 6.88 (EUR 7.45).

Participation in the Long Term Incentive Programmes (LTIPs) requires that the participants take direct ownership by investing in Nordea shares.

	LTIP 2012			LTIP 2011		
	Matching Share	Performance Share I	Performance Share II	Matching Share	Performance Share I	Performance Share II
Ordinary share per right	1.0	1.0	1.0	1.00	1.00	1.00
Exercise price	—	—	—	—	—	—
Grant date	13 May 2012	13 May 2012	13 May 2012	13 May 2011	13 May 2011	13 May 2011
Vesting period	36 months	36 months	36 months	36 months	36 months	36 months
Contractual life	36 months	36 months	36 months	36 months	36 months	36 months
Allotment	April/May 2015	April/May 2015	April/May 2015	April/May 2014	April/May 2014	April/May 2014
Fair value at grant date	EUR 6.55	EUR 6.55	EUR 2.37	EUR 7.90 <sup>1</sup>	EUR 7.90 <sup>1</sup>	EUR 2.86 <sup>1</sup>

1) The fair value has been recalculated due to dividend during the vesting period which the participants are compensated for through additional Matching and Performance Shares.

	LTIP 2010			LTIP 2009		
	Matching Share	Performance Share I	Performance Share II	A-rights	B-C-rights	D-rights
Ordinary share per right	1.00	1.00	1.00	1.00	1.00	1.00
Exercise price	—	—	—	EUR 0.51	EUR 0.12	EUR 0.12
Grant date	13 May 2010	13 May 2010	13 May 2010	14 May 2009	14 May 2009	14 May 2009
Vesting period	36 months	36 months	36 months	24 months	24 months	24 months
Contractual life	36 months	36 months	36 months	48 months	48 months	48 months
Allotment/First day of exercise	April/May 2013	April/May 2013	April/May 2013	29 April 2011	29 April 2011	29 April 2011
Fair value at grant date	EUR 6.75	EUR 6.75	EUR 2.45	EUR 4.66	EUR 5.01	EUR 1.75

	LTIP 2008 <sup>1</sup>		
	A-rights	B-C-rights	D-rights
Ordinary share per right	1.30	1.30	1.30
Exercise price	EUR 1.75	EUR 0.98	EUR 0.98
Grant date	13 May 2008	13 May 2008	13 May 2008
Vesting period	24 months	24 months	24 months
Contractual life	48 months	48 months	48 months
First day of exercise	29 April 2010	29 April 2010	29 April 2010
Fair value at grant date	EUR 7.53	EUR 8.45	EUR 4.14

1) The new rights issue, which was resolved on an extra ordinary general meeting on 12 March 2009, triggered recalculations of some of the parameters in LTIP 2008, in accordance with the agreement of the programme. The recalculation was performed with the purpose of putting the participants in an equivalent financial position as the one being at hand immediately prior to the new rights issue.

G7

## Staff costs, cont.

## Conditions and requirements

For each ordinary share the participants lock in to the LTIPs, they are granted a conditional A-right/Matching Share to acquire or receive ordinary shares based on continued employment, with certain exemptions, and the conditional B-D-rights/Performance Share I and II to acquire or receive additional ordinary shares also based on fulfilment of certain performance conditions. The performance conditions for B- and C-rights and for Performance Share I comprise a target growth in risk adjusted profit per share (RAPPS) or a target in risk-adjusted return on capital at risk (RAROCAR). Should the reported earnings per share (EPS) be lower than a predetermined level the participants are not entitled to exercise any

B- or C-rights or Performance Share I. The performance conditions for D-rights and Performance Share II are market related and comprise growth in total shareholder return (TSR) in comparison with a peer group's TSR or a target in RAROCAR and in P/B-ranking compared to a peer group.

When the performance conditions are not fulfilled in full, the rights that are no longer exercisable are shown as forfeited in the previous tables, together with shares forfeited due to participants leaving the Nordea Group.

The exercise price, where applicable, for the ordinary shares is adjusted for dividends, however never adjusted below a predetermined price. Furthermore the profit for each right is capped.

	LTIP 2012	LTIP 2011	LTIP 2010	LTIP 2009 <sup>1</sup>	LTIP 2008 <sup>1</sup>
<b>Service condition, A-D-rights/Matching Share/Performance Share I and II</b>	Employed, with certain exemptions, within the Nordea Group during the three year vesting period.	Employed, with certain exemptions, within the Nordea Group during the three year vesting period.	Employed, with certain exemptions, within the Nordea Group during the three year vesting period.	Employed, with certain exemptions, within the Nordea Group during the two year vesting period.	Employed, with certain exemptions, within the Nordea Group during the two year vesting period.
<b>Performance condition, B-rights/Performance Share I</b>	Average RAROCAR during the period 2012 up to and including 2014. Full right to exercise will be obtained if the RAROCAR amounts to 17%.	Compound Annual Growth Rate in RAPPS from year 2010 (base year) to and including year 2013. Full right to exercise will be obtained if the Compound Annual Growth Rate amounts to or exceeds 10%.	Compound Annual Growth Rate in RAPPS from year 2009 (base year) to and including year 2012. Full right to exercise will be obtained if the Compound Annual Growth Rate amounts to or exceeds 9%.	Increase in RAPPS 2009 compared to 2008. Full right to exercise was obtained if RAPPS increased by 8% or more.	Increase in RAPPS 2008 compared to 2007. Full right to exercise was obtained if RAPPS increased by 12% or more.
<b>EPS knock out, B-rights/Performance Share I</b>	—	Average reported EPS for 2011–2013 lower than EUR 0.26.	Average reported EPS for 2010–2012 lower than EUR 0.26.	Reported EPS for 2009 lower than EUR 0.26.	Reported EPS for 2008 lower than EUR 0.80.
<b>Performance condition, C-rights</b>	—	—	—	Increase in RAPPS 2010 compared to 2009. Full right to exercise was obtained if RAPPS increased by 8% or more.	Increase in RAPPS 2009 compared to 2008. Full right to exercise was obtained if RAPPS increased by 12% or more.
<b>EPS knock out, C-rights</b>	—	—	—	Reported EPS for 2010 lower than EUR 0.26.	Reported EPS for 2009 lower than EUR 0.52.
<b>Performance condition, D-rights/Performance Share II</b>	RAROCAR during the period 2012 up to and including 2014 and P/B-ranking year-end 2014 compared to a peer group. Full right to exercise will be obtained if the RAROCAR amounts to 14% and if Nordea's P/B-ranking is 1–5.	TSR during 2011–2013 in comparison with a peer group. Full right to exercise will be obtained if Nordea is ranked number 1–5.	TSR during 2010–2012 in comparison with a peer group. Full right to exercise will be obtained if Nordea is ranked number 1–5.	TSR during 2009–2010 in comparison with a peer group. Full right to exercise was obtained if Nordea was ranked number 1.	TSR during 2008–2009 in comparison with a peer group. Full right to exercise was obtained if Nordea was ranked number 1.
<b>Cap</b>	The market value of the allotted shares is capped to the participants' annual salary for year-end 2011.	The market value of the allotted shares is capped to the participants' annual salary for year-end 2010.	The market value of the allotted shares is capped to the participants' annual salary for year-end 2009.	The profit per A-D-right is capped to EUR 9.59 per right.	The profit per A-D-right is capped to EUR 21.87 per right.

G7

Staff costs, cont.

	LTIP 2012	LTIP 2011	LTIP 2010	LTIP 2009 <sup>1</sup>	LTIP 2008 <sup>1</sup>
<b>Dividend compensation</b>	The number of Matching Shares and Performance Shares will be adjusted for dividends on the underlying Nordea share during the vesting period, as if assuming that each dividend was used to immediately invest in additional Nordea shares.	The number of Matching Shares and Performance Shares will be adjusted for dividends on the underlying Nordea share during the vesting period, as if assuming that each dividend was used to immediately invest in additional Nordea shares.	—	The exercise price will be adjusted for dividends during the exercise period, however never adjusted below EUR 0.10.	The exercise price will be adjusted for dividends during the exercise period, however never adjusted below EUR 0.10.

1) RAPPS for the financial year 2008 and 2009 used for LTIP 2008 (C-rights) and LTIP 2009 (B- and C-rights), EPS knock out in LTIP 2008 (C-rights) and LTIP 2009 (B- and C-rights) and the cap in LTIP 2009 and LTIP 2008 were in 2009 adjusted due to the financial effects of the new rights issue in 2009.

**Fair value calculations**

The fair value is measured through the use of generally accepted valuation models with the following input factors:

	LTIP 2012	LTIP 2011	LTIP 2010	LTIP 2009	LTIP 2008
Weighted average share price	EUR 6.70	EUR 8.39	EUR 6.88	EUR 5.79	EUR 11.08
Right life	3.0 years	3.0 years	3.0 years	2.5 years	2.5 years
Deduction of expected dividends	No	No	No	Yes	Yes
Risk free rate	Not applicable	Not applicable	Not applicable	1.84%	3.83%
Expected volatility	Not applicable	Not applicable	Not applicable	29%	21%

Expected volatility is based on historical values. As the exercise price (zero for LTIP 2010, LTIP 2011 and LTIP 2012) is significantly below the share price at grant date, the value has a limited sensitivity to expected volatility and risk-free interest. The fair value calculations are also based on estimated early exercise behaviour during the programmes' exercise windows, however not applicable for LTIP 2010, LTIP 2011 and LTIP 2012.

The value of the D-rights/Performance Share II are based on market related conditions and fulfilment of the TSR,

RAROCAR and P/B targets have been taken into consideration when calculating the rights' fair value at grant date.

When calculating the impact from the market conditions it has been assumed that all possible outcomes have equal possibilities. Also the caps in each programme have been taken into consideration when calculating the rights' fair value at grant. The adjustment to fair value is approximately 2–3% of the weighted average share price.

**Expenses for equity-settled share-based payment programmes<sup>1</sup>**

EURm	LTIP 2012	LTIP 2011	LTIP 2010	LTIP 2009	LTIP 2008
Expected expense for the whole programme	-19	-19	-12	-11	-10
Maximum expense for the whole programme	-32	-26	-20	-11	-10
Total expense during 2012	-4	-6	-2	—	—
Total expense during 2011	—	-3	-4	-2	—

1) All amounts excluding social security contribution.

When calculating the expected expense an expected annual employee turnover of 5% has been used in LTIP 2010, LTIP 2011 and LTIP 2012. The expected expense is recognised over the vesting period of 36 months (LTIP 2010, LTIP 2011, LTIP 2012) and 24 months (LTIP 2009 and 2008).

## G7

## Staff costs, cont.

**Cash-settled share-based payment transactions**

Nordea operates share-linked deferrals on parts of variable compensation for certain employee categories, indexed with Nordea Total Shareholder Returns (TSR) and either vesting after three years or vesting in equal instalments over a three to five year period. Since 2011 Nordea also operates TSR-linked retention on part of variable compensation for certain employee categories. The below table only includes deferred amounts indexed with Nordea TSR. Nordea also operates deferrals not being TSR-linked, which are not included in the table below. Further information regarding all deferred amounts can be found in the separate report on remuneration published on Nordea's homepage ([www.nordea.com](http://www.nordea.com)).

EURm	2012	2011
Deferred TSR-linked compensation at beginning of the year	10	13
Accrued deferred/retained TSR-linked compensation during the year	11	5
TSR indexation during the year	4	-3
Payments during the year <sup>1</sup>	-4	-4
Translation differences	0	-1
<b>Deferred TSR-linked compensation at end of year<sup>2</sup></b>	<b>21</b>	<b>10</b>

1) There have been no adjustments due to forfeitures in 2012.

2) Of which EUR 9m is available for disposal by the employees in 2013. Due to that the allocation of variable compensation is not finally decided during the current year, the deferred amount during the year relates to variable compensation earned the previous year.

**Average number of employees**

	Total		Men		Women	
	2012	2011	2012	2011	2012	2011
<b>Full-time equivalents</b>						
Denmark	8,545	8,475	4,329	4,248	4,216	4,227
Finland	7,312	7,785	1,889	1,957	5,423	5,828
Sweden	7,102	7,530	3,148	3,320	3,954	4,210
Norway	3,343	3,536	1,788	1,896	1,555	1,640
Poland	2,416	2,118	913	664	1,503	1,454
Russia	1,520	1,659	525	593	995	1,066
Estonia	475	469	103	76	372	393
Latvia	462	433	137	99	325	334
Luxembourg	423	354	260	336	163	18
Lithuania	365	345	111	91	254	254
United States	101	89	49	46	52	43
United Kingdom	69	71	40	42	29	29
Singapore	65	59	23	23	42	36
Germany	49	39	29	20	20	19
Other countries	27	21	10	9	17	12
<b>Total average</b>	<b>32,274</b>	<b>32,983</b>	<b>13,354</b>	<b>13,420</b>	<b>18,920</b>	<b>19,563</b>
<b>Total number of employees (FTEs), end of period</b>	<b>31,466</b>	<b>33,068</b>				

**Gender distribution**

In the parent company's Board of Directors 67% (62%) were men and 33% (38%) were women. In the Board of Directors of the Nordea Group companies, 84% (84%) were men and 16% (16%) were women. The corresponding numbers for Other executives were 67% (68%) men and 33% (32%) women. Internal Boards consist mainly of management in Nordea.

**G8 Other expenses**

EURm	2012	2011
Information technology	-639	-647
Marketing and representation	-121	-131
Postage, transportation, telephone and office expenses	-224	-232
Rents, premises and real estate	-421	-444
Other <sup>1</sup>	-455	-460
<b>Total</b>	<b>-1,860</b>	<b>-1,914</b>

1) Including fees and remuneration to auditors distributed as follows.

**Auditors' fee**

EURm	2012	2011
<b>KPMG</b>		
Auditing assignments	-7	-5
Audit-related services	-1	-2
Tax advisory services	0	0
Other assignments	-2	-5
<b>Total</b>	<b>-10</b>	<b>-12</b>

**G9 Depreciation, amortisation and impairment charges of tangible and intangible assets**

EURm	2012	2011
<b>Depreciation/amortisation</b>		
<b>Property and equipment (Note G21)</b>		
Equipment	-110	-110
Buildings	0	-1
<b>Intangible assets (Note G20)</b>		
Computer software	-106	-55
Other intangible assets	-24	-24
<b>Total</b>	<b>-240</b>	<b>-190</b>
<b>Impairment charges/Reversed impairment charges</b>		
<b>Property and equipment (Note G21)</b>		
Equipment	—	—
<b>Intangible assets (Note G20)</b>		
Other intangible assets	-38	-2
<b>Total</b>	<b>-38</b>	<b>-2</b>
<b>Total</b>	<b>-278</b>	<b>-192</b>

**G10 Net loan losses**

EURm	2012	2011
<b>Divided by class</b>		
Loans to credit institutions	-1	2
– of which provisions	-5	-1
– of which write-offs	—	-7
– of which allowances to cover write-offs	—	7
– of which reversals	4	1
– of which recoveries	—	2
Loans to the public	-939	-659
– of which provisions	-1,438	-1,154
– of which write-offs	-643	-800
– of which allowances to cover write-offs	453	625
– of which reversals	611	596
– of which recoveries	78	74
Off-balance sheet items <sup>1</sup>	7	-78
– of which provisions	-43	-148
– of which write-offs	—	-315
– of which allowances to cover write-offs	—	315
– of which reversals	50	70
<b>Total</b>	<b>-933</b>	<b>-735</b>

**Specification**

Changes of allowance accounts on the balance sheet	-821	-636
– of which Loans, individually assessed <sup>2</sup>	-945	-761
– of which Loans, collectively assessed <sup>2</sup>	117	203
– of which Off-balance sheet items, individually assessed <sup>1</sup>	13	-87
– of which Off-balance sheet items, collectively assessed <sup>1</sup>	-6	9
Changes directly recognised in the income statement	-112	-99
– of which realised loan losses, individually assessed	-190	-175
– of which realised recoveries, individually assessed	78	76
<b>Total</b>	<b>-933</b>	<b>-735</b>

1) Included in Note G32 Provisions as "Transfer risk, off-balance" and "Individually assessed, guarantees and other commitments".

2) Included in Note G13 Loans and impairment.

G11

Taxes

**Income tax expense**

EURm	2012	2011
Current tax <sup>1</sup>	-1,000	-709
Deferred tax	9	-204
<b>Total</b>	<b>-991</b>	<b>-913</b>

1) Of which relating to prior years

-27 18

**Current and deferred tax recognised in Other comprehensive income**

Deferred tax assets due to hedge of net investments in foreign operations	45	0
Deferred tax relating to available-for-sale investments	-17	-1
Deferred tax relating to cash flow hedges	50	-43
<b>Total</b>	<b>78</b>	<b>-44</b>

The tax on the Group's operating profit differs from the theoretical amount that would arise using the tax rate of Sweden as follows:

EURm	2012	2011
Profit before tax	4,117	3,547
Tax calculated at a tax rate of 26.3%	-1,083	-933
Effect of different tax rates in other countries	29	14
Income from associated undertakings	15	9
Tax-exempt income	59	48
Non-deductible expenses	-39	-69
Adjustments relating to prior years	-27	18
Utilization of non-capitalized tax losses carry-forwards from previous periods	0	0
Change of tax rate <sup>1</sup>	73	2
Not creditable foreign taxes	-18	-2
<b>Tax charge</b>	<b>-991</b>	<b>-913</b>
Average effective tax rate	24%	26%

1) Due to change of corporate tax rate in Sweden from 26.3% to 22.0%.

**Deferred tax**

EURm	Deferred tax assets		Deferred tax liabilities	
	2012	2011	2012	2011
<b>Deferred tax related to:</b>				
Tax losses carry-forward	18	16	—	—
Untaxed reserves	—	—	36	1
Loans to the public	19	29	465	483
Shares	—	—	19	5
Derivatives	26	147	19	212
Intangible assets	0	5	80	85
Property and equipment	6	8	0	2
Investment property	—	—	177	176
Retirement benefit assets/obligations	27	60	57	69
Hedge of net investments in foreign operations	97	57	—	14
Liabilities/provisions	93	70	212	194
Netting between deferred tax assets and liabilities	-68	-223	-68	-223
<b>Total</b>	<b>218</b>	<b>169</b>	<b>997</b>	<b>1,018</b>
– of which expected to be settled after more than 1 year	154	96	953	891

EURm	2012	2011
<b>Movements in deferred tax assets/liabilities (net)</b>		
Amount at beginning of year (net)	-849	-607
Deferred tax relating to items recognised in Other comprehensive income	78	-44
Translation differences	-13	6
Acquisitions and others	-4	0
Deferred tax in the income statement	9	-204
<b>Amount at end of year (net)</b>	<b>-779</b>	<b>-849</b>

**G11** Taxes, cont.

EURm	2012	2011
<b>Current tax assets</b>	<b>78</b>	<b>185</b>
– of which expected to be settled after more than 1 year	9	17
<b>Current tax liabilities</b>	<b>391</b>	<b>154</b>
– of which expected to be settled after more than 1 year	26	36
<b>Unrecognised deferred tax assets</b>		
Unused tax losses carry-forward	53	54
<b>Total</b>	<b>53</b>	<b>54</b>
Expire date 2012	—	1
Expire date 2013	—	0
No expiry date	53	53
<b>Total</b>	<b>53</b>	<b>54</b>

**G12** Earnings per share

	2012	2011
<b>Earnings:</b>		
Profit attributable to shareholders of Nordea Bank AB (publ) (EURm)	3,119	2,627
<b>Number of shares (in millions):</b>		
Number of shares outstanding at beginning of year	4,047	4,043
Average number of issued C-shares <sup>1</sup>	2	3
Average number of repurchased own C-shares <sup>1</sup>	–2	–3
Average number of own shares in trading portfolio	–23	–16
<b>Basic weighted average number of shares outstanding</b>	<b>4,024</b>	<b>4,027</b>
Adjustment for diluted weighted average number of additional ordinary shares outstanding <sup>1,2</sup>	2	1
<b>Diluted weighted average number of shares outstanding</b>	<b>4,026</b>	<b>4,028</b>
Basic earnings per share, EUR	0.78	0.65
Diluted earnings per share, EUR	0.78	0.65

1) Relates to the Long Term Incentive Programmes (LTIP).

2) Contingently issuable shares not included, that can potentially dilute basic earnings per share in future periods, exist in the Long Term Incentive Programmes.

## G13

## Loans and impairment

EURm	Central banks and credit institutions		The public <sup>1</sup>		Total	
	31 Dec 2012	31 Dec 2011	31 Dec 2012	31 Dec 2011	31 Dec 2012	31 Dec 2011
	Loans, not impaired <sup>2</sup>	18,578	51,860	342,190	334,554	360,768
Impaired loans <sup>2</sup>	24	33	6,881	5,092	6,905	5,125
– of which performing	—	9	4,023	2,937	4,023	2,946
– of which non-performing	24	24	2,858	2,155	2,882	2,179
<b>Loans before allowances</b>	<b>18,602</b>	<b>51,893</b>	<b>349,071</b>	<b>339,646</b>	<b>367,673</b>	<b>391,539</b>
Allowances for individually assessed impaired loans	–24	–26	–2,376	–1,866	–2,400	–1,892
– of which performing	—	—	–1,332	–1,080	–1,332	–1,080
– of which non-performing	–24	–26	–1,044	–786	–1,068	–812
Allowances for collectively assessed impaired loans	–4	–2	–444	–577	–448	–579
<b>Allowances</b>	<b>–28</b>	<b>–28</b>	<b>–2,820</b>	<b>–2,443</b>	<b>–2,848</b>	<b>–2,471</b>
<b>Loans, carrying amount</b>	<b>18,574</b>	<b>51,865</b>	<b>346,251</b>	<b>337,203</b>	<b>364,825</b>	<b>389,068</b>

1) Finance leases, where Nordea Group is a lessor, are included in Loans to the public, see Note G22 Leasing.

2) Comparative figures have been restated to ensure consistency between periods, see Note G1 for more information.

Reconciliation of allowance accounts for impaired loans<sup>1</sup>

EURm	Central banks and credit institutions			The public			Total		
	Individually assessed	Collectively assessed	Total	Individually assessed	Collectively assessed	Total	Individually assessed	Collectively assessed	Total
	<b>Opening balance at 1 Jan 2012</b>	<b>–26</b>	<b>–2</b>	<b>–28</b>	<b>–1,866</b>	<b>–577</b>	<b>–2,443</b>	<b>–1,892</b>	<b>–579</b>
Provisions	0	–5	–5	–1,313	–125	–1,438	–1,313	–130	–1,443
Reversals	1	3	4	367	244	611	368	247	615
<b>Changes through the income statement</b>	<b>1</b>	<b>–2</b>	<b>–1</b>	<b>–946</b>	<b>119</b>	<b>–827</b>	<b>–945</b>	<b>117</b>	<b>–828</b>
Allowances used to cover write-offs	—	—	—	453	—	453	453	0	453
Reclassification	0	—	0	–21	21	0	–21	21	0
Translation differences	1	0	1	4	–7	–3	5	–7	–2
<b>Closing balance at 31 Dec 2012</b>	<b>–24</b>	<b>–4</b>	<b>–28</b>	<b>–2,376</b>	<b>–444</b>	<b>–2,820</b>	<b>–2,400</b>	<b>–448</b>	<b>–2,848</b>
<b>Opening balance at 1 Jan 2011</b>	<b>–33</b>	<b>–3</b>	<b>–36</b>	<b>–1,719</b>	<b>–779</b>	<b>–2,498</b>	<b>–1,752</b>	<b>–782</b>	<b>–2,534</b>
Provisions	0	0	0	–1,065	–90	–1,155	–1,065	–90	–1,155
Reversals	0	1	1	304	292	596	304	293	597
<b>Changes through the income statement</b>	<b>0</b>	<b>1</b>	<b>1</b>	<b>–761</b>	<b>202</b>	<b>–559</b>	<b>–761</b>	<b>203</b>	<b>–558</b>
Allowances used to cover write-offs	7	—	7	625	—	625	632	—	632
Translation differences	0	0	0	–11	0	–11	–11	0	–11
<b>Closing balance at 31 Dec 2011</b>	<b>–26</b>	<b>–2</b>	<b>–28</b>	<b>–1,866</b>	<b>–577</b>	<b>–2,443</b>	<b>–1,892</b>	<b>–579</b>	<b>–2,471</b>

1) See Note G10 Net loan losses.

## Allowances and provisions

EURm	Central banks and credit institutions		The public		Total	
	31 Dec 2012	31 Dec 2011	31 Dec 2012	31 Dec 2011	31 Dec 2012	31 Dec 2011
Allowances for items on the balance sheet	–28	–28	–2,820	–2,443	–2,848	–2,471
Provisions for off balance sheet items	–16	–13	–68	–80	–84	–93
<b>Total allowances and provisions</b>	<b>–44</b>	<b>–41</b>	<b>–2,888</b>	<b>–2,523</b>	<b>–2,932</b>	<b>–2,564</b>

Key ratios<sup>1</sup>

	31 Dec 2012	31 Dec 2011
Impairment rate, gross, basis points <sup>2</sup>	188	131
Impairment rate, net, basis points <sup>2</sup>	123	83
Total allowance rate, basis points	77	63
Allowances in relation to impaired loans, % <sup>2</sup>	35	37
Total allowances in relation to impaired loans, % <sup>2</sup>	41	48
Non-performing loans, not impaired, EURm <sup>2</sup>	614	307

1) For definitions, see Business definitions on page 93.

2) Comparative figures have been restated to ensure consistency between periods, see Note G1 for more information.



**G14 Interest-bearing securities**

EURm	31 Dec 2012	31 Dec 2011
<b>Eligible as collateral with central banks</b>		
Issued by State and sovereigns	9,258	10,894
Issued by Municipalities and other public bodies	2,236	1,316
Issued by other entities	14,885	14,896
<b>Non eligible</b>		
Issued by public bodies	10,711	11,183
Issued by other borrowers	65,813	61,807
<b>Total</b>	<b>102,903</b>	<b>100,096</b>
– of which Financial instruments pledged as collateral (Note G15)	7,964	7,723
<b>Total</b>	<b>94,939</b>	<b>92,373</b>
<b>Listed and unlisted securities incl Financial instruments pledged as collateral</b>		
Listed securities	95,487	90,816
Unlisted securities	7,416	9,280
<b>Total</b>	<b>102,903</b>	<b>100,096</b>

**G15 Financial instruments pledged as collateral**
**Financial instruments pledged as collateral**

In repurchase transactions and in securities lending transactions, non-cash assets are transferred as collateral. When the counterpart receiving the collateral has the right to sell or repledge the assets, the assets are reclassified on the balance sheet to the item Financial instruments pledged as collateral.

EURm	31 Dec 2012	31 Dec 2011
Interest-bearing securities	7,964	7,723
Shares	6	650
<b>Total</b>	<b>7,970</b>	<b>8,373</b>

For information on transferred assets and reverse repos, see Note G43.

**G16 Shares**

EURm	31 Dec 2012	31 Dec 2011
Shares	11,983	10,509
Shares taken over for protection of claims	1	4
Fund units, equity related	8,871	5,034
Fund units, interest related	7,279	5,270
<b>Total</b>	<b>28,134</b>	<b>20,817</b>
– of which Financial instruments pledged as collateral (Note G15)	6	650
<b>Total</b>	<b>28,128</b>	<b>20,167</b>
– of which expected to be settled after more than 1 year	19,273	15,894
<b>Listed and unlisted shares incl Financial instruments pledged as collateral</b>		
Listed shares	24,630	15,283
Unlisted shares	3,504	5,534
<b>Total</b>	<b>28,134</b>	<b>20,817</b>

G17

## Derivatives and Hedge accounting

31 Dec 2012, EURm	Fair value		Total nominal amount
	Positive	Negative	
<b>Derivatives held for trading</b>			
<b>Interest rate derivatives</b>			
Interest rate swaps	89,774	84,279	3,707,415
FRAs	21	29	24,998
Futures and forwards	585	559	1,438,612
Options	12,163	12,147	450,396
Other	15	0	1,177
<b>Total</b>	<b>102,558</b>	<b>97,014</b>	<b>5,622,598</b>
<b>Equity derivatives</b>			
Equity swaps	93	107	4,705
Futures and forwards	16	13	395
Options	514	448	12,711
<b>Total</b>	<b>623</b>	<b>568</b>	<b>17,811</b>
<b>Foreign exchange derivatives</b>			
Currency and interest rate swaps	10,593	13,345	792,777
Currency forwards	505	893	91,048
Options	202	212	26,329
Other	0	0	242
<b>Total</b>	<b>11,300</b>	<b>14,450</b>	<b>910,396</b>
<b>Credit derivatives</b>			
Credit Default Swaps (CDS)	637	655	47,052
<b>Total</b>	<b>637</b>	<b>655</b>	<b>47,052</b>
<b>Commodity derivatives</b>			
Swaps	493	433	5,694
Futures and forwards	5	26	599
Options	30	28	1,524
<b>Total</b>	<b>528</b>	<b>487</b>	<b>7,817</b>
<b>Other derivatives</b>			
Swaps	—	8	426
Options	11	6	233
Other	49	14	1,924
<b>Total</b>	<b>60</b>	<b>28</b>	<b>2,583</b>
<b>Total derivatives held for trading</b>	<b>115,706</b>	<b>113,202</b>	<b>6,608,257</b>
<b>Derivatives used for hedge accounting</b>			
<b>Interest rate derivatives</b>			
Interest rate swaps	2,281	594	58,816
Options	0	0	1,042
<b>Total</b>	<b>2,281</b>	<b>594</b>	<b>59,858</b>
<b>Foreign exchange derivatives</b>			
Currency and interest rate swaps	802	407	8,871
<b>Total</b>	<b>802</b>	<b>407</b>	<b>8,871</b>
<b>Total derivatives used for hedge accounting</b>	<b>3,083</b>	<b>1,001</b>	<b>68,729</b>
<b>Total derivatives</b>	<b>118,789</b>	<b>114,203</b>	<b>6,676,986</b>

**G17 Derivatives and Hedge accounting, cont.**

31 Dec 2011, EURm	Fair value		Total nom amount
	Positive	Negative	
<b>Derivatives held for trading</b>			
<b>Interest rate derivatives</b>			
Interest rate swaps	136,856	133,660	3,655,420
FRAs	76	92	79,776
Futures and forwards	1,084	873	1,451,249
Options	11,320	11,915	515,269
Other	0	—	15
<b>Total</b>	<b>149,336</b>	<b>146,540</b>	<b>5,701,729</b>
<b>Equity derivatives</b>			
Equity swaps	113	16	1,780
Futures and forwards	55	32	544
Options	470	640	14,820
<b>Total</b>	<b>638</b>	<b>688</b>	<b>17,144</b>
<b>Foreign exchange derivatives</b>			
Currency and interest rate swaps	15,140	15,466	859,021
Currency forwards	1,086	814	61,414
Options	301	255	33,758
<b>Total</b>	<b>16,527</b>	<b>16,535</b>	<b>954,193</b>
<b>Credit derivatives</b>			
Credit Default Swaps (CDS)	1,483	1,493	61,889
<b>Total</b>	<b>1,483</b>	<b>1,493</b>	<b>61,889</b>
<b>Commodity derivatives</b>			
Swaps	1,228	1,152	13,182
Futures and forwards	79	76	1,137
Options	69	68	2,228
<b>Total</b>	<b>1,376</b>	<b>1,296</b>	<b>16,547</b>
<b>Other derivatives</b>			
Swaps	38	201	1,247
Futures and forwards	0	0	0
Options	3	3	98
Other	1	7	825
<b>Total</b>	<b>42</b>	<b>211</b>	<b>2,170</b>
<b>Total derivatives held for trading</b>	<b>169,402</b>	<b>166,763</b>	<b>6,753,672</b>
<b>Derivatives used for hedge accounting</b>			
<b>Interest rate derivatives</b>			
Interest rate swaps	1,941	492	59,149
Options	0	1	954
<b>Total</b>	<b>1,941</b>	<b>493</b>	<b>60,103</b>
<b>Foreign exchange derivatives</b>			
Currency and interest rate swaps	600	134	10,505
<b>Total</b>	<b>600</b>	<b>134</b>	<b>10,505</b>
<b>Total derivatives used for hedge accounting</b>	<b>2,541</b>	<b>627</b>	<b>70,608</b>
<b>Total derivatives</b>	<b>171,943</b>	<b>167,390</b>	<b>6,824,280</b>

## G18

## Fair value changes of the hedged items in portfolio hedge of interest rate risk

EURm	31 Dec	31 Dec
Assets	2012	2011
Carrying amount at beginning of year	-215	1,127
Changes during the year		
Revaluation of hedged items	-506	-1,343
Translation differences	10	1
<b>Carrying amount at end of year</b>	<b>-711</b>	<b>-215</b>
<b>Liabilities</b>		
Carrying amount at beginning of year	1,274	898
Changes during the year		
Revaluation of hedged items	625	366
Translation differences	41	10
<b>Carrying amount at end of year</b>	<b>1,940</b>	<b>1,274</b>

The carrying amount at end of year represents accumulated changes in the fair value for those repricing time periods in which the hedged item is an asset respectively a liability. When the hedged item is an asset, the change in the fair value of the hedged item is presented within assets and when the hedged item is a liability, the change is presented as a liability.

**G19**
**Investments in associated undertakings**

<b>EURm</b>	31 Dec 2012	31 Dec 2011
Acquisition value at beginning of year	603	564
Acquisitions during the year	6	16
Sales during the year	-4	-4
Share in earnings <sup>1</sup>	67	60
Dividend received	-42	-35
Reclassifications	0	1
Translation differences	-34	1
<b>Acquisition value at end of year</b>	<b>596</b>	<b>603</b>
Accumulated impairment charges at beginning of year	-12	-10
Accumulated impairment charges on sales during the year	1	—
Reversed impairment charges during the year	—	0
Impairment charges during the year	—	-1
Reclassifications	0	-1
Translation differences	0	0
<b>Accumulated impairment charges at end of year</b>	<b>-11</b>	<b>-12</b>
<b>Total</b>	<b>585</b>	<b>591</b>
– of which, listed shares	—	—

1) Share in earnings

<b>EURm</b>	2012	2011
Profit from companies accounted for under the equity method	93	42
Portfolio hedge, Eksportfinans ASA	-36	6
Associated undertakings in Life, reported as Net result from items at fair value	10	12
<b>Share in earnings</b>	<b>67</b>	<b>60</b>

The total amount is expected to be settled after more than 1 year.

Nordea's share of the associated undertakings' aggregated balance sheets and income statements can be summarised as follows:

<b>EURm</b>	31 Dec 2012	31 Dec 2011
Total assets	6,975	8,091
Total liabilities	5,734	6,664
Operating income	455	194
Operating profit	98	84

Nordea has issued contingent liabilities of EUR 731m (EUR 940m) on behalf of associated undertakings.

<b>31 Dec 2012</b>	Registration number	Domicile	Carrying amount 2012, EURm	Carrying amount 2011, EURm	Voting power of holding %
Eksportfinans ASA	816521432	Oslo	129	145	23
Ejendomspartnerskabet af 1/7 2003	27134971	Ballerup	193	190	49
Luottokunta	0201646-0	Helsinki	46	49	27
LR Realkredit A/S	26045304	Copenhagen	13	4	39
Realia Holding Oy	2106796-8	Helsinki	20	20	25
Samajet Nymøllevvej 59–91	24247961	Ballerup	20	20	25
E-nettet Holding A/S	28308019	Copenhagen	2	1	20
Hovedbanens Forretningscenter K/S	16301671	Ballerup	14	14	50
Ejendomsselskabet Axelborg I/S	79334413	Copenhagen	9	9	33
Axel IKU Invest A/S	24981800	Copenhagen	1	1	33
Automatia Pankkiautomaatit Oy	0974651-1	Helsinki	8	8	33
KIFU-AX II A/S	25893662	Copenhagen	3	3	25
Bankernas Kontantservice A/S	33077599	Copenhagen	3	3	20
Bluegarden A/S (former Multidata Holding A/S)	27226027	Ballerup	0	9	29
Samejet Lautruphøj I/S	50857859	Ballerup	6	6	50
Nets Holding A/S	27225993	Ballerup	99	91	21
NorVega SGR S.p.A.	1060050156	Milano	—	3	40
Upplýsningscentralen UC AB	556137-5113	Stockholm	3	0	26
Bankomat AB (former BAB Bankernas Automatbolag AB)	556817-9716	Stockholm	6	3	20
Other			10	12	
<b>Total</b>			<b>585</b>	<b>591</b>	

G20

## Intangible assets

EURm	31 Dec 2012	31 Dec 2011
<b>Goodwill allocated to cash generating units<sup>1</sup></b>		
Retail Banking Norway	958	909
Retail Banking Denmark	590	592
Retail Banking Sweden	237	230
Retail Banking Poland	66	60
Life & Pensions	310	306
Banking Russia	277	268
Shipping, Offshore & Oil services	218	210
<b>Goodwill, total</b>	<b>2,656</b>	<b>2,575</b>
<b>Other intangible assets</b>		
Computer software	694	651
Other intangible assets	75	95
<b>Other intangible assets, total</b>	<b>769</b>	<b>746</b>
<b>Intangible assets, total</b>	<b>3,425</b>	<b>3,321</b>
1) Excluding goodwill in associated undertakings.		
<b>Goodwill</b>		
Acquisition value at beginning of year	2,576	2,586
Translation differences	81	-10
<b>Acquisition value at end of year</b>	<b>2,657</b>	<b>2,576</b>
Accumulated impairment charges at beginning of year	-1	-1
Translation differences	0	0
<b>Accumulated impairment charges at end of year</b>	<b>-1</b>	<b>-1</b>
<b>Total</b>	<b>2,656</b>	<b>2,575</b>
<b>Computer software</b>		
Acquisition value at beginning of year	854	660
Acquisitions during the year	171	191
Sales/disposals during the year	-1	-1
Reclassifications	0	0
Translation differences	17	4
<b>Acquisition value at end of year</b>	<b>1,041</b>	<b>854</b>
Accumulated amortisation at beginning of year	-195	-140
Amortisation according to plan for the year	-106	-55
Accumulated amortisation on sales/disposals during the year	0	0
Reclassifications	0	1
Translation differences	-4	-1
<b>Accumulated amortisation at end of year</b>	<b>-305</b>	<b>-195</b>
Accumulated impairment charges at beginning of year	-8	-5
Impairment charges during the year	-38	-2
Reclassifications	4	—
Translation differences	0	-1
<b>Accumulated impairment charges at end of year</b>	<b>-42</b>	<b>-8</b>
<b>Total</b>	<b>694</b>	<b>651</b>

G20

## Intangible assets, cont.

EURm	31 Dec 2012	31 Dec 2011
<b>Other intangible assets</b>		
Acquisition value at beginning of year	216	221
Acquisitions during the year	6	1
Sales/disposals during the year	-11	-1
Reclassifications	-2	0
Translation differences	6	-5
<b>Acquisition value at end of year</b>	<b>215</b>	<b>216</b>
Accumulated amortisation at beginning of year	-117	-98
Amortisation according to plan for the year	-24	-24
Accumulated amortisation on sales/disposals during the year	9	1
Reclassifications	1	1
Translation differences	-5	3
<b>Accumulated amortisation at end of year</b>	<b>-136</b>	<b>-117</b>
Accumulated impairment charges at beginning of year	-4	-4
<b>Accumulated impairment charges at end of year</b>	<b>-4</b>	<b>-4</b>
<b>Total</b>	<b>75</b>	<b>95</b>

The total amount is expected to be recovered after more than 1 year.

#### Impairment test

A cash generating unit, defined as the operating segment, is the basis for the goodwill impairment test.

The impairment test is performed for each cash generating unit by comparing the carrying amount of the net assets, including goodwill, with the recoverable amount. The recoverable amount is the value in use and is estimated based on discounted cash flows. Due to the long-term nature of the investments, cash flow is expected to continue indefinitely.

Cash flows in the near future (between 3–5 years) are based on financial forecasts, derived from forecasted margins, volumes, sales and cost development. These input variables are based on historical data adjusted to reflect Nordea's assumptions about the future. Cash flows for the period beyond the forecasting period are based on estimated sector growth rates. For impairment testing, a growth rate of 2.5% (4.0%) has been used for all Nordic cash generating units. For cash generating units in Poland and Russia, 3.0% (4.0%) and 4.5% (4.0%) have been used. Growth rates

are based on historical data, updated to reflect the current situation.

Cash flows include normalised loan losses.

The derived cash flows are discounted at a rate based on the market's long-term risk-free rate of interest and yield requirements. The post-tax discount rate used for the impairment test 2012 is 8.5% (9.0%), which equals a pre-tax rate of 11.3% (11.9%). For operations in Poland, an additional risk premium of 150 basis points has been applied and for Russia an additional risk premium of 225 basis points has been applied.

The impairment tests conducted in 2012 did not indicate any need for goodwill impairment. See Note G1 section 4 for more information.

An increase in the discount rate of 1 percentage point or a reduction in the future growth rate of 1 percentage points are considered to be reasonably possible changes in key assumptions. Such a change would not result in an impairment in any of the cash generating units.

G21

## Property and equipment

EURm	31 Dec 2012	31 Dec 2011
Property and equipment	474	469
– of which buildings for own use	73	72
<b>Total</b>	<b>474</b>	<b>469</b>
<b>Equipment</b>		
Acquisition value at beginning of year	960	891
Acquisitions during the year	139	154
Sales/disposals during the year	–59	–70
Reclassifications	–47	–16
Translation differences	29	1
<b>Acquisition value at end of year</b>	<b>1,022</b>	<b>960</b>
Accumulated depreciation at beginning of year	–551	–497
Accumulated depreciation on sales/disposals during the year	43	43
Reclassifications	13	18
Depreciations according to plan for the year	–110	–110
Translation differences	–14	–5
<b>Accumulated depreciation at end of year</b>	<b>–619</b>	<b>–551</b>
Accumulated impairment charges at beginning of year	–12	–10
Reclassification	10	–2
Translation differences	0	0
<b>Accumulated impairment charges at end of year</b>	<b>–2</b>	<b>–12</b>
<b>Total</b>	<b>401</b>	<b>397</b>
<b>Land and buildings</b>		
Acquisition value at beginning of year	81	79
Acquisitions during the year	1	3
Sales/disposals during the year	–1	0
Reclassifications	–1	0
Translation differences	2	–1
<b>Acquisition value at end of year</b>	<b>82</b>	<b>81</b>
Accumulated depreciation at beginning of year	–9	–9
Accumulated depreciation on sales/disposals during the year	0	0
Depreciation according to plan for the year	0	–1
Translation differences	0	1
<b>Accumulated depreciation at end of year</b>	<b>–9</b>	<b>–9</b>
<b>Total</b>	<b>73</b>	<b>72</b>

The total amount is expected to be settled after more than 1 year.



**G22**
**Leasing**
**Nordea as a lessor**
**Finance leases**

Nordea owns assets leased to customers under finance lease agreements. Finance lease agreements are reported as receivables from the lessee included in "Loans to the public" (see Note G13) at an amount equal to the net investment in the lease. The leased assets mainly comprise vehicles, machinery and other equipment.

Reconciliation of gross investments and present value of future minimum lease payments:

<b>EURm</b>	31 Dec 2012	31 Dec 2011
Gross investments	8,086	7,682
Less unearned finance income	-473	-648
<b>Net investments in finance leases</b>	<b>7,613</b>	<b>7,034</b>
Less unguaranteed residual values accruing to the benefit of the lessor	-81	-29
<b>Present value of future minimum lease payments receivable</b>	<b>7,532</b>	<b>7,005</b>
Accumulated allowance for uncollectible minimum lease payments receivable	5	7

As of 31 December 2012 the gross investment and the net investment by remaining maturity was distributed as follows:

<b>EURm</b>	31 Dec, 2012	
	Gross Investment	Net Investment
2013	1,740	1,668
2014	1,767	1,693
2015	1,738	1,688
2016	893	851
2017	706	648
Later years	1,242	1,065
<b>Total</b>	<b>8,086</b>	<b>7,613</b>

**Operating leases**

Assets subject to operating leases mainly comprise real estate, vehicles, aeroplanes and other equipment. On the balance sheet they are reported as tangible assets.

<b>Carrying amount of leased assets, EURm</b>	31 Dec 2012	31 Dec 2011
Acquisition value	81	102
Accumulated depreciations	-36	-41
Accumulated impairment charges	0	—
<b>Carrying amount at end of year</b>	<b>45</b>	<b>61</b>
– of which repossessed leased property, carrying amount	—	—

**Carrying amount distributed on groups of assets, EURm**

Equipment	45	61
<b>Carrying amount at end of year</b>	<b>45</b>	<b>61</b>

Depreciation for 2012 amounted to EUR 15m (EUR 18m).

Under non-cancellable operating leases, the future minimum lease payments receivable are distributed as follows:

<b>EURm</b>	31 Dec 2012
2013	13
2014	7
2015	5
2016	3
2017	2
Later years	0
<b>Total</b>	<b>30</b>

**Nordea as a lessee**
**Finance leases**

Nordea has only to a minor extent entered into finance lease agreements. The carrying amount of assets subject to finance leases amounts to EUR 30m (EUR 28m).

**Operating leases**

Nordea has entered into operating lease agreements for premises and office equipment.

<b>Leasing expenses during the year, EURm</b>	31 Dec 2012	31 Dec 2011
Leasing expenses during the year	-268	-295
– of which minimum lease payments	-261	-288
– of which contingent rents	-7	-7
Leasing income during the year regarding sublease payments	7	7

Future minimum lease payments under non-cancellable operating leases amounted to and are distributed as follows:

<b>EURm</b>	31 Dec 2012
2013	211
2014	147
2015	104
2016	75
2017	69
Later years	181
<b>Total</b>	<b>787</b>

Total sublease payments expected to be received under non-cancellable subleases amounts to EUR 23m.

**G23 Investment property****Movement on the balance sheet**

EURm	31 Dec 2012	31 Dec 2011
Carrying amount at beginning of year	3,644	3,535
Acquisitions during the year	116	129
Sales/disposals during the year	-181	-48
Net gains or losses from fair value adjustments	-48	-17
Transfers/reclassifications during the year	-3	32
Translation differences	-120	13
<b>Carrying amount at end of year</b>	<b>3,408</b>	<b>3,644</b>
- of which expected to be settled after more than 1 year	3,378	3,591

**Amounts recognised in the income statement<sup>1</sup>**

EURm	2012	2011
Rental income	244	251
Direct operating expenses that generate rental income	-59	-68
Direct operating expenses that did not generate rental income	-2	-11

1) Together with fair value adjustments included in Net result from items at fair value.

The method applied when calculating fair value is a rate of return calculation, based on internal models. As a supplement to these values, appraisals were obtained from independent external valuers for parts of the investment property.

Approximately 80% of the investment properties are valued using internal models based on a rate of return calculation. For the remaining 20% of the investment properties, appraisals were obtained from independent external valuers.

**Geographical information**

EURm	Carrying amount
Denmark	1,626
Norway	962
Finland	558
Sweden	78
Other	184
<b>Total</b>	<b>3,408</b>

**Yield requirements, average**

	Denmark	Norway	Finland	Sweden
Department stores, multistorey, car parks and hotels	7.6%	6.0%	5.8%	6.8%
Office buildings	6.2%	6.5%	5.9%	—
Apartment buildings	5.7%	6.0%	4.5%	4.3%
Other	—	6.5%	7.3%	—

**G24 Other assets**

EURm	31 Dec 2012	31 Dec 2011
Claims on securities settlement proceeds	6,117	11,587
Reinsurance recoverables	4	4
Cash/margin receivables	7,810	6,273
Other	2,441	1,561
<b>Total</b>	<b>16,372</b>	<b>19,425</b>
- of which expected to be settled after more than 1 year	124	6

**G25 Prepaid expenses and accrued income**

EURm	31 Dec 2012	31 Dec 2011
Accrued interest income	1,302	1,552
Other accrued income	451	374
Prepaid expenses	806	777
<b>Total</b>	<b>2,559</b>	<b>2,703</b>
- of which expected to be settled after more than 1 year	542	541

**G26 Deposits by credit institutions**

EURm	31 Dec 2012	31 Dec 2011
Central banks	8,699	17,161
Other banks	30,647	34,515
Other credit institutions	16,080	3,640
<b>Total</b>	<b>55,426</b>	<b>55,316</b>

**G27 Deposits and borrowings from the public**

EURm	31 Dec 2012	31 Dec 2011
Deposits from the public	182,061	174,609
Borrowings from the public	18,617	15,483
<b>Total</b>	<b>200,678</b>	<b>190,092</b>

Deposits are defined as funds in deposit accounts covered by the government deposit guarantee but also including amounts in excess of the individual amount limits. Individual pension savings (IPS) are also included. Portfolio schemes in Nordea Bank Danmark A/S of EUR 3,891m (EUR 3,932m) are also included in Deposits.

G28

Liabilities to policyholders

EURm	31 Dec 2012	31 Dec 2011
Traditional life insurance provisions	23,399	23,572
– of which guaranteed provisions	23,266	23,450
– of which non-guaranteed provisions	133	122
Unit-linked insurance provisions	7,169	4,899
– of which guaranteed provisions	285	1,061
– of which non-guaranteed provisions	6,884	3,838
Insurance claims provision	463	428
Provisions, Health & personal accident	259	277
<b>Total insurance contracts</b>	<b>31,290</b>	<b>29,176</b>
Investment contracts	12,106	10,226
– of which guaranteed provisions	3,786	3,319
– of which non-guaranteed provisions	8,320	6,907
Collective bonus potential	1,924	1,313
<b>Total</b>	<b>45,320</b>	<b>40,715</b>

Liabilities to policyholders are obligations related to insurance contracts. These contracts are divided into contracts containing insurance risk and contracts without insurance risk. The latter are pure investments contracts.

Insurance contracts consists of Life insurance provisions and other insurance related items.

Life insurance contracts are measured and recognised in accordance with IFRS 4, i.e. the measurement and recognition principle under previous GAAP has been maintained consequently resulting in non-uniform accounting policies method on consolidation. Each market represented by Nordic and European entities measure and recognises insurance contracts using local accounting policies.

31 Dec 2012, EURm	Traditional life insurance provisions	Unit-linked insurance provisions	Insurance claims provisions	Provisions, Health & personal accident	Investment contracts provisions	Collective bonus potentials	Total
<b>Provisions/ bonus potentials, beginning of year</b>	<b>23,572</b>	<b>4,899</b>	<b>428</b>	<b>277</b>	<b>10,226</b>	<b>1,313</b>	<b>40,715</b>
Gross premiums written	1,833	1,112	—	—	2,582	—	5,527
Transfers	-1,055	1,135	—	—	-166	—	-86
Addition of interest/Investment return	573	580	—	—	1,157	—	2,310
Claims and benefits	-2,373	-513	30	-34	-1,744	—	-4,634
Expense loading including addition of expense bonus	-82	-47	—	—	-85	—	-214
Change in provisions/bonus potential	—	—	—	13	—	584	597
Other	711	-16	—	—	-100	4	599
Translation differences	220	19	5	3	236	23	506
<b>Provisions/ bonus potentials, end of year</b>	<b>23,399</b>	<b>7,169</b>	<b>463</b>	<b>259</b>	<b>12,106</b>	<b>1,924</b>	<b>45,320</b>

Provision relating to bonus schemes/ discretionary participation feature:

98%

25%

31 Dec 2011, EURm	Traditional life insurance provisions	Unit-linked insurance provisions	Insurance claims provisions	Provisions, Health & personal accident	Investment contracts provisions	Collective bonus potentials	Total
<b>Provisions/ bonus potentials, beginning of year</b>	<b>21,819</b>	<b>5,202</b>	<b>434</b>	<b>181</b>	<b>9,339</b>	<b>1,791</b>	<b>38,766</b>
Gross premiums written	2,153	781	—	—	2,626	—	5,560
Transfers	-177	126	—	—	-19	—	-70
Addition of interest/Investment return	702	-230	—	—	-355	—	117
Claims and benefits	-2,160	-343	-5	81	-1,269	—	-3,696
Expense loading including addition of expense bonus	-110	-40	—	—	-71	—	-221
Change in provisions/bonus potential	-92	—	—	14	—	-484	-562
Other	1,375	-591	—	—	—	—	784
Translation differences	62	-6	-1	1	-25	6	37
<b>Provisions/ bonus potentials, end of year</b>	<b>23,572</b>	<b>4,899</b>	<b>428</b>	<b>277</b>	<b>10,226</b>	<b>1,313</b>	<b>40,715</b>

Provision relating to bonus schemes/ discretionary participation feature:

98%

26%

## G28

## Liabilities to policyholders, cont.

## Insurance risks

Insurance risk is described in the Risk, Liquidity and Capital management section of the Board of Directors' Report. Additional quantitative information is found below.

## Life insurance risk and market risks in the Life insurance operations

Sensitivites EURm	31 Dec 2012		31 Dec 2011	
	Effect on policyholders	Effect on Nordea's own account	Effect on policyholders	Effect on Nordea's own account
Mortality – increased living with 1 year	-149.3	-130.5	-148.1	-92.1
Mortality – decreased living with 1 year	270.9	9.4	226.9	18.3
Disability – 10% increase	-24.2	-14.1	-33.7	-6.5
Disability – 10% decrease	35.8	0.1	33.6	6.5
50 bp increase in interest rates	-486.1	4.0	-207.5	83.3
50 bp decrease in interest rates	369.6	-4.4	200.4	-97.2
12% decrease in all shareprices	-844.8	-9.1	-712.8	-81.7
8% decrease in property value	-192.5	-30.8	-194.4	-46.3
8% loss on counterpart	-67.1	-0.2	-39.0	-0.2

## Liabilities to policyholders divided in guarantee levels (technical interest rate)

31 Dec 2012, EURm	non	0 pct.	0 to 3 pct.	3 to 5 pct.	Over 5 pct.	Total liabilities
Technical provision	15,336	4,081	13,186	9,568	503	42,674

31 Dec 2011, EURm	non	0 pct.	0 to 3 pct.	3 to 5 pct.	Over 5 pct.	Total liabilities
Technical provision	10,867	3,647	13,627	10,380	176	38,697

## Risk profiles on insurance

Product	Risk types	Material effect
Traditional	– Mortality	Yes
	– Disability	Yes
	– Return guaranties	Yes
Unit-Link	– Mortality	Yes
	– Disability	Yes
	– Return guaranties	No
Health and personal accident	– Mortality	No
	– Disability	Yes
	– Return guaranties	No
Financial contract	– Mortality	No
	– Disability	No
	– Return guaranties	No

## G29

## Debt securities in issue

EURm	31 Dec 2012	31 Dec 2011
Certificates of deposit	18,627	35,459
Commercial papers	38,524	31,381
Bond loans	127,081	112,954
Other	108	156
<b>Total</b>	<b>184,340</b>	<b>179,950</b>

## G30

## Other liabilities

EURm	31 Dec 2012	31 Dec 2011
Liabilities on securities settlement proceeds	16,457	14,355
Sold, not held, securities	6,136	13,539
Accounts payable	225	230
Cash/margin payables	5,787	4,374
Other	4,867	10,870
<b>Total</b>	<b>33,472</b>	<b>43,368</b>
– of which expected to be settled after more than 1 year	34	164

**G31** Accrued expenses and prepaid income

EURm	31 Dec 2012	31 Dec 2011
Accrued interest	2,185	2,113
Other accrued expenses	1,330	1,027
Prepaid income	388	356
<b>Total</b>	<b>3,903</b>	<b>3,496</b>
– of which expected to be settled after more than 1 year	25	25

**G32** Provisions

EURm	31 Dec 2012	31 Dec 2011
Reserve for restructuring costs	109	152
Transfer risk, off-balance	19	13
Individually assessed, guarantees and other commitments	65	80
Tax	132	112
Other	64	126
<b>Total</b>	<b>389</b>	<b>483</b>

EURm	Restructuring	Transfer risk	Off-balance sheet	Tax	Other	Total
At beginning of year	152	13	80	112	126	483
New provisions made	51	8	28	16	6	109
Provisions utilised	–83	—	–19	–1	–1	–104
Reversals	–15	–2	–26	0	–15	–58
Reclassifications	–9	—	—	—	–56	–65
Discount effect	10	—	—	—	0	10
Translation differences	3	0	2	5	4	14
<b>At end of year</b>	<b>109</b>	<b>19</b>	<b>65</b>	<b>132</b>	<b>64</b>	<b>389</b>
– of which expected to be settled after more than 1 year	25	19	54	1	49	148

Provisions for restructuring costs amounts to EUR 109m and covers termination benefit (EUR 99m) and other provisions mainly related to redundant premises (EUR 10m). The restructuring activities have mainly been launched to reach the anticipated cost efficiency and profitability, and as a part of this Nordea plans to reduce the number of employees, partly through close down of branches. The majority of the provision is expected to be used during 2013. As with any other provision there is an uncertainty around timing and amount, which is expected to be decreased as the plan is being executed during 2013.

Provision for Transfer risk of EUR 19m is related to off-balance sheet items. Transfer risk relating to loans is included in the item Allowances for collectively assessed impaired loans in Note G13. Provision for transfer risk is depending on the volume of business with different countries.

Loan loss provisions for individually assessed guarantees and other commitments amounted to EUR 65m.

Nordea has an on-going tax litigation related to the sales gain in respect of the divestment of Nordea's owner occupied

properties in Sweden, which has been provided for with EUR 131m. Nordea is of the opinion that all tax rules and regulations have been complied with and is contesting the claim in court. The court procedures are expected to be settled during 2013.

Other provisions refers to the following provisions: Provision for premiums in Defined Contribution Plans EUR 34m (EUR 11m expected to be settled 2013), provision for legal disputes EUR 10m (total amount expected to be settled after 2013) and other provisions amounting to EUR 20m (EUR 4m expected to be settled 2013). The provision related to Defined Contribution Plans is expected to be settled over the following 5–10 years.

## G33

## Retirement benefit obligations

EURm	31 Dec 2012	31 Dec 2011
Defined benefit plans, net	47	102
<b>Total</b>	<b>47</b>	<b>102</b>

Nordea has pension obligations from defined benefit plans (DBP) in all Nordic countries with the predominant share in Sweden, Norway and Finland. The plans in Finland, and Norway as from 2011, are closed to new employees and pensions for new employees are instead based on defined contribution plan (DCP) arrangements as is also the case in Denmark. DCPs are not reflected on the balance sheet, except when earned pensions rights have not yet been paid for. Nordea also contributes to public pension plans.

IAS 19 secures that the market based value of pension obligations net of plan assets backing these obligations is reflected on the Group's balance sheet. The major plans in each country are funded schemes covered by assets in pension funds/foundations.

#### Multiemployer plan

In 2010 the Norwegian Parliament decided to change the AFP (Avtalefestet Pensjon) plan in Norway as from 2011. The change gave rise to a new multiemployer DBP plan that cannot be calculated as DBP by year end 2012, as information on Nordea's share of the liabilities and pension costs in the plan is not available from Fellesordningen (the administrator). Consequently the new AFP plan has to be accounted for as a DCP in accordance with IAS 19. Information on the funded status in the plan is not available. The premium rate to Fellesordningen is 1.75% of the salary basis in 2012. The rate is expected to increase in the future.

#### IAS 19 pension calculations and assumptions

Calculations on major plans are performed by external liability calculators and are based on the actuarial assumptions fixed for each of the Group's pension plans.

Assumptions <sup>1</sup>	Swe	Nor	Fin	Den
<b>2012</b>				
Discount rate	3.5%	4.0% <sup>2</sup>	3.5%	3.5%
Salary increase	2.5%	3.0%	3.0%	2.5%
Inflation	1.5%	2.0%	2.0%	2.0%
Expected return on assets before taxes	4.5%	5.0%	4.5%	4.5%
<b>2011</b>				
Discount rate	3.5%	3.0%	4.5%	3.5%
Salary increase	3.0%	3.0%	3.0%	3.5%
Inflation	2.0%	2.0%	2.0%	2.0%
Expected return on assets before taxes	4.5%	4.0%	5.5%	4.5%

1) The assumptions disclosed for 2012 have an impact on the liability calculation by year-end 2012, while the assumptions disclosed for 2011 are used for calculating the pension expense in 2012.

2) As further described in Note G1, section 22, the discount rate in Norway is as from 2012 determined with reference to covered bonds. If the government bond yield was used the discount rate would be approximately 1 percentage point lower. For effects from this change see the sensitivity analysis described below.

The expected return on assets is based on long term expectations for return on the different asset classes. On bonds, this is linked to the discount rate while equities and real estate have an added risk premium.

The discount rate has the most significant impact on the obligation and pension cost. If the discount rate is reduced the pension obligation will increase and vice versa. A one percentage point increase in the discount rate would lead to a decrease in pension obligation of 12% and in service cost of 18%. A one percentage point decrease in the discount rate would lead to an increase in pension obligation of 16% and in service cost of 24%.

#### Asset composition

The combined return on assets in 2012 was 8.7% (3.5%) driven by the fact that all assets performed well in 2012 with credit bonds and equities contributing strongly. At the end of the year the equity exposure in pension funds/foundations represented 23% (17%) of total assets.

**G33 Retirement benefit obligations, cont.**

<b>Asset composition in funded schemes</b>	Swe 2012	Nor 2012	Fin 2012	Den 2012	Total 2012	Total 2011
Equity	20%	21%	28%	10%	23%	17%
Bonds	75%	60%	60%	69%	67%	74%
Real estate	—	15%	11%	—	6%	7%
– of which Nordea real estate	—	—	3%	—	1%	1%
Other plan assets	5%	4%	1%	21%	4%	2%

**Amounts recognised on the balance sheet**

<b>EURm</b>	Swe 2012	Nor 2012	Fin 2012	Den 2012	Total 2012	Total 2011
Pension Benefit Obligation (PBO)	1,477	935	894	117	3,423	3,484
Plan assets	1,404	673	916	132	3,125	2,848
<b>Total surplus/deficit (-)</b>	<b>-73</b>	<b>-262</b>	<b>22</b>	<b>15</b>	<b>-298</b>	<b>-636</b>
– of which unrecognised actuarial gains/losses (-)	-77	-73	-90	-11	-251	-534
<b>Of which recognised on the balance sheet</b>	<b>4</b>	<b>-189</b>	<b>112</b>	<b>26</b>	<b>-47</b>	<b>-102</b>
– of which retirement benefit assets	125	10	137	29	301	223
– of which retirement benefit obligations	121	199	25	3	348	325
– of which related to unfunded plans (PBO)	128	192	25	2	347	368

**Overview of surplus or deficit in the plans**

<b>EURm</b>	Total 2012	Total 2011	Total 2010	Total 2009	Total 2008
PBO	3,423	3,484	3,305	3,087	2,830
Plan Assets	3,125	2,848	2,766	2,397	2,099
<b>Surplus/deficit (-)</b>	<b>-298</b>	<b>-636</b>	<b>-539</b>	<b>-690</b>	<b>-731</b>

**Changes in the PBO**

<b>EURm</b>	Swe 2012	Nor 2012	Fin 2012	Den 2012	Total 2012	Total 2011
PBO at 1 Jan	1,574	1,005	774	131	3,484	3,305
Service cost	36	25	3	0	64	63
Interest cost	56	30	34	4	124	131
Pensions paid	-73	-42	-42	-8	-165	-166
Curtailements and settlements	—	-4	—	—	-4	-16
Past service cost	-30	-2	—	—	-32	31
Actuarial gains (-)/losses	-133	-136	122	-10	-157	123
Translation differences	62	55	3	0	120	18
Change in provision for SWT/SSC <sup>1</sup>	-15	4	—	—	-11	-5
<b>PBO at 31 Dec</b>	<b>1,477</b>	<b>935</b>	<b>894</b>	<b>117</b>	<b>3,423</b>	<b>3,484</b>

1) Change in provision for special wage tax (SWT) and social security contribution (SSC) in Sweden and Norway, calculated on recognised amounts on the balance sheet.

**Changes in the fair value of plan assets**

<b>EURm</b>	Swe 2012	Nor 2012	Fin 2012	Den 2012	Total 2012	Total 2011
Assets at 1 Jan	1,249	633	837	129	2,848	2,766
Expected return on assets	53	27	44	4	128	134
Pensions paid	—	-22	-42	-8	-72	-97
Curtailements and settlements	—	-4	—	—	-4	-10
Contributions	1	8	9	—	18	79
Actuarial gains/losses (-)	53	-4	64	7	120	-38
Translation differences	48	35	4	—	87	14
<b>Plan assets at 31 Dec</b>	<b>1,404</b>	<b>673</b>	<b>916</b>	<b>132</b>	<b>3,125</b>	<b>2,848</b>
<b>Actual return on plan assets</b>	<b>106</b>	<b>23</b>	<b>108</b>	<b>11</b>	<b>248</b>	<b>96</b>

## G33

## Retirement benefit obligations, cont.

## Overview of actuarial gains/losses

EURm	Total 2012	Total 2011	Total 2010	Total 2009	Total 2008
Effects of changes in actuarial assumptions	187 <sup>1</sup>	-130	-44	51	-337
Experience adjustments	90	-31	85	84	-268
– of which on plan assets	120	-38	71	73	-225
– of which on plan liabilities	-30	7	14	11	-43
<b>Actuarial gains/losses</b>	<b>277</b>	<b>-161</b>	<b>41</b>	<b>135</b>	<b>-605</b>

1) Main impact from changed assumptions on discount rate in Norway and inflation in Sweden.

## Defined benefit pension cost

The total net pension cost related to defined benefit plans recognised in the Group's income statement (as staff costs) for the year is EUR 66m (EUR 124m). Total pension costs comprise defined benefit pension costs as well as costs related to defined contribution plans (see specification in Note G7).

Recognised net defined benefit cost, EURm	Swe 2012	Nor 2012	Fin 2012	Den 2012	Total 2012	Total 2011
Service cost	36	25	3	0	64	63
Interest cost	56	30	34	4	124	131
Expected return on assets	-53	-27	-44	-4	-128	-134
Curtailements and settlements	—	0	—	—	0	-4 <sup>1</sup>
Recognised past service cost <sup>2</sup>	-25	-2	—	—	-27	31
Recognised actuarial gains (-)/losses	12	11	0	2	25	17
SWT/SSC <sup>3</sup>	3	5	—	—	8	20
<b>Pension cost on defined benefit plans</b>	<b>29</b>	<b>42</b>	<b>-7</b>	<b>2</b>	<b>66</b>	<b>124</b>

1) Recognised actuarial losses of EUR 2m related to the curtailment.

2) In 2012 the recognised past service cost is mainly due to a change in the early retirement option in the Swedish collective pension agreement and it includes recognised actuarial losses of EUR 5m. In 2011 EUR 30m related to New Normal.

3) Cost related to special wage tax (SWT) in Sweden and social security contribution (SSC) in Norway.

The pension cost is lower than expected at the beginning of the year, mainly due to the change in the early retirement option in the Swedish collective pension agreement (negative past service cost). Compared with the pension cost 2012, excluding the negative past service cost, the pension cost from defined benefit plans is expected to decrease in 2013, mainly as a consequence of the change of actuarial assumptions at the end of 2012. The amended IAS 19, with effective date 1 January 2013, will not have any significant impact on the pension expense 2013, compared with the expense disclosed in this annual report. Actuarial gains/losses will be recognised directly in other comprehensive income instead of being amortised in the income statement. This positive effect is however largely offset by the fact that the return on plan

assets will be recognised using the discount rate instead of an expected return.

The group expects to contribute EUR 48m to its defined benefit plans in 2013.

## Key management personnel

The Group's total pension obligations relating to key management personnel amounted to EUR 36m (EUR 35m) at the end of the year. These obligations are to a high degree covered by plan assets. Defined benefit pension costs (Service cost, Past service cost and Curtailements and settlements as defined in IAS 19) relating to key management personnel in 2012 were EUR 2m (EUR 3m). Complete information concerning key management personnel is disclosed in Note G7.

## G34

## Subordinated liabilities

EURm	31 Dec 2012	31 Dec 2011
Dated subordinated debenture loans	5,160	3,818
Undated subordinated debenture loans	666	658
Hybrid capital loans	1,971	2,027
<b>Total</b>	<b>7,797</b>	<b>6,503</b>

These debenture loans are subordinated to other liabilities. Dated debenture loans entitle the lender to payment before undated subordinated loans and hybrid capital loans. Within each respective category, the loans entitle lenders to equal payment rights.



**G35 Assets pledged as security for own liabilities**

EURm	31 Dec 2012	31 Dec 2011
<b>Assets pledged for own liabilities</b>		
Lease agreements <sup>1</sup>	77	78
Securities etc <sup>2</sup>	33,541	23,239
Loans to the public	110,964	103,451
Other pledged assets	20,320	20,126
<b>Total</b>	<b>164,902</b>	<b>146,894</b>

**The above pledges pertain to the following liabilities**

	31 Dec 2012	31 Dec 2011
Deposits by credit institutions	8,416	10,263
Deposits and borrowings from the public	5,377	2,379
Derivatives	233	639
Debt securities in issue	86,653	78,208
Other liabilities and commitments	37,752	36,970
<b>Total</b>	<b>138,431</b>	<b>128,459</b>

- 1) The agreements are financial lease agreements where Nordea is the lessor. The associated assets are Loans to the public.  
 2) Relates only to securities recognised on the balance sheet. Securities borrowed or bought under reverse repurchase agreements are not recognised on the balance sheet and thus not included in the amount. Such transactions are disclosed in Note G43, Transferred assets and obtained collaterals.

Assets pledged for own liabilities contain securities pledged as security in repurchase agreement and in securities lending. The transactions are conducted under standard agreements employed by financial markets participants. Counterparts in those transactions are credit institutions and the public. The transactions are typically short term with maturity within three months.

Securities in the Life operations are also pledged as security for the corresponding insurance liabilities.

Loans to the public have been registered as collateral for issued covered bonds and mortgage bonds in line with local legislation. In the event of the company's insolvency, the holders of these bonds have priority to the assets registered as collateral.

Other relates to certificate of deposits pledged by Nordea to comply with authority requirements and assets funded by finance lease agreements.

**G36 Other assets pledged**

EURm	31 Dec 2012	31 Dec 2011
<b>Other assets pledged<sup>1</sup></b>		
Lease agreements	0	0
Securities etc	4,324	6,063
Other assets pledged	43	27
<b>Total</b>	<b>4,367</b>	<b>6,090</b>

- 1) Collaterals pledged on behalf of other items other than the company's own liabilities, eg, on behalf of a third party or on behalf of the company's own contingent liabilities are accounted for under this item.

Securities etc. includes interest-bearing securities pledged as security for payment settlements within the Central bank of Sweden. The terms and conditions require day to day security and relate to liquidity intraday/over night. Other pledged assets relate to pledged deposits.

**G37 Contingent liabilities**

EURm	31 Dec 2012	31 Dec 2011
<b>Guarantees</b>		
– Loan guarantees	4,016	4,897
– Other guarantees	14,828	16,730
Documentary credits	2,231	2,626
Other contingent liabilities	82	215
<b>Total</b>	<b>21,157</b>	<b>24,468</b>

In the normal business of Nordea, the bank issues various forms of guarantees in favour of the bank's customers. Loan guarantees are given for customers to guarantee obligations in other credit- and pension institutions. Other guarantees consist mainly of commercial guarantees such as bid guarantees, advance payment guarantees, warranty guarantees and export related guarantees. Contingent liabilities also include unutilised irrevocable import documentary credits and confirmed export documentary credits. These transactions are part of the bank services and support the bank's customers. Guarantees and documentary credits are off-balance sheet items, unless there is a need for a provision to cover a probable loan loss that arises from the judgement that reimbursement will not be received.

Nordea Bank AB (publ) has undertaken, in relation to certain individuals and on certain conditions, to be responsible for the potential payment liability against them in their capacity as managing directors or board member in group undertakings to Nordea Bank AB (publ).

A limited number of employees are entitled to severance pay if they are dismissed before reaching their normal retirement age. For further disclosures, see Note G7.

**Legal proceedings**

Within the framework of the normal business operations, the Group faces a number of claims in civil lawsuits and disputes, most of which involve relatively limited amounts. Presently, none of the current disputes are considered likely to have any significant adverse effect on the Group or its financial position.

## G38

## Commitments

EURm	31 Dec 2012	31 Dec 2011
Future payment obligations	545	996
Credit commitments <sup>1</sup>	84,914	85,319
Other commitments	749	655
<b>Total</b>	<b>86,208</b>	<b>86,970</b>

1) Including unutilised portion of approved overdraft facilities of EUR 45,796m (EUR 47,607m).

Reverse repurchase agreements are recognised on and derecognised from the balance sheet on settlement date. Nordea has as per 31 December 2012 signed reverse repurchase agreements that have not yet been settled and consequently are not recognised on the balance sheet. On settlement date these reverse repurchase agreements will, to the utmost extent, replace existing reverse repurchase agreements not yet derecognised as per 31 December 2012. The net impact on the balance sheet is minor. These instruments have not been disclosed as commitments.

For information about derivatives, see Note G17 and about reverse repos, see Note G43.

## G39

## Insurance activities

## Operating profit, insurance

EURm	2012	2011
<b>Operating income<sup>1</sup></b>		
Fee and commission income	351	340
Fee and commission expense	-135	-132
<b>Net fee and commission income</b>	<b>216</b>	<b>208</b>
Net result on items at fair value	282	179
<b>Operating income</b>	<b>498</b>	<b>387</b>
Operating expenses		
Staff costs	-121	-128
Other expenses	-83	-83
Depreciation, amortisation and impairment charges of tangible and intangible assets	-14	-6
<b>Total operating expenses</b>	<b>-218</b>	<b>-217</b>
<b>Operating profit, insurance</b>	<b>280</b>	<b>170</b>

1) Before allocations and elimination of intra-group transactions.

## Operating profit, insurance

EURm	2012	2011
<b>Technical result</b>		
Premiums written	5,494	5,576
Investment income, investment contracts	1,157	782
Investment income, insurance contracts	2,487	-354
Other technical income	132	139
Claims paid	-4,614	-3,823
Change in technical provisions, investment contracts	-1,732	-910
Change in technical provisions, insurance contracts	-1,734	-1,499
Change in collective bonus potential	-582	575
Operating expenses	-350	-350
<b>Technical result</b>	<b>258</b>	<b>136</b>
Non-technical investment income	22	34
<b>Operating profit</b>	<b>280</b>	<b>170</b>

## Balance sheet

EURm	31 Dec 2012	31 Dec 2011
<b>Assets</b>		
Cash and balances with central banks	1	1
Loans to the public	571	877
Loans to credit institutions	1,802	1,922
Interest bearing securities	25,405	25,789
Shares and participations	19,096	15,559
Derivatives	752	463
Participating interests	234	233
Intangible assets	332	335
Tangible assets	27	26
Investment property	3,261	3,523
Deferred tax assets	16	—
Retirement benefit assets	7	—
Other assets	559	439
Prepaid expenses and accrued income	545	432
<b>Total assets</b>	<b>52,608</b>	<b>49,599</b>
– of which intra-group transactions	4,973	4,879

## Liabilities

Deposits by credit institutions and central banks	1,999	3,941
Deposits and borrowings from the public	387	630
Liabilities to Life insurance policyholders	45,320	40,715
Derivatives	518	117
Current tax liabilities	65	22
Other liabilities	1,652	1,766
Accrued expenses and deferred income	212	128
Deferred tax liabilities	294	282
Provisions	6	—
Retirement benefit obligation	8	9
Subordinated liabilities	530	523
<b>Total liabilities</b>	<b>50,991</b>	<b>48,133</b>
<b>Equity</b>	<b>1,617</b>	<b>1,466</b>
<b>Total liabilities and equity</b>	<b>52,608</b>	<b>49,599</b>
– of which intra-group transactions	3,294	5,796

## G40

## Capital adequacy

Capital adequacy is a measure of the financial strength of a bank, usually expressed as a ratio of capital to assets. There is now a worldwide capital adequacy standard (Basel II) drawn up by the Basel Committee on Banking Supervision (BCBS). Within the EU, the capital adequacy requirements are outlined in the Capital Requirement Directive (CRD).

The CRD contains a detailed set of minimum requirements to assure the conceptual soundness and integrity of the internal assessment. Over the years, amendments have been made to the first version of the CRD regulation. CRD II was implemented at the end of 2010 and strengthened the large exposure regime, increased the quality of the capital base and added stricter securitisation regulation. CRD III, which has been valid since 31 December 2011 includes capital requirements for re-securitisation, disclosure of securitisation positions, capital requirements for trading book positions and remuneration policies (from 1 January 2011). The transition rule, stipulating that the capital is not allowed to be below 80% of the capital requirement calculated under Basel I regulation, has been extended to apply at least until December 2014.

The regulatory capital requirements are calculated using the following formula:

$$\text{Minimum capital requirements} = \text{Capital base/RWA}$$

where Minimum capital requirements  $\geq$  8%

The Basel II framework is built on three Pillars:

- Pillar I – requirements for the calculation of RWA and capital requirements
- Pillar II – rules for the Supervisory Review Process (SRP), including the ICAAP
- Pillar III – rules for the disclosure on risk and capital management, including capital adequacy

Nordea performs an ICAAP with the purpose to review the management, mitigation and measurement of material risks within the business environment in order to assess the adequacy of capitalisation and to determine an internal capital requirements reflecting the risks of the institution.

The ICAAP is a continuous process which increases awareness of capital requirements and exposure to material risks throughout the organisation, both in the business area and legal entity dimensions. Stress tests are important drivers of risk awareness, looking at capital and risk from a firm-wide perspective on a regular basis and on an ad-hoc basis for specific areas or segments. The process includes a regular dialogue with supervisory authorities, rating agencies and other external stakeholders with respect to capital management, measurement and mitigation techniques used.

Nordea's capital levels continue to be adequate to support the risks taken, both from an internal perspective as well as from the perspective of supervisors. Heading into 2013, Nordea will continue to closely follow the development of the new capital requirement regime as well as maintain its open dialogue with various supervisory authorities.

The disclosures in this note cover the Nordea Financial Group as defined on page 150.

**Bridge between IFRS equity and core tier 1 capital**

EURm	31 Dec 2012	31 Dec 2011
Balance sheet equity	28,216	26,120
Adjustment NLP & AFS	-949	-757
<b>Subtotal</b>	<b>27,267</b>	<b>25,363</b>
Dividend	-1,370	-1,048
Goodwill	-2,346	-2,269
Intangible assets	-748	-717
Deferred taxes	-201	-169
Cash Flow hedges	16	-123
Shortfall deduction (50%)	-554	-243
Deduction for investments in credit institutions (50%)	-103	-117
<b>Core tier 1 capital</b>	<b>21,961</b>	<b>20,677</b>

**Items included in the capital base**

EURm	31 Dec 2012	31 Dec 2011
<b>Tier 1 capital</b>		
Paid-up capital	4,050	4,047
Share premium	1,080	1,080
<b>Eligible capital</b>	<b>5,130</b>	<b>5,127</b>
Reserves	19,028	17,478
Minority interests	5	8
Income from current year	3,120	2,627
<b>Eligible reserves</b>	<b>22,153</b>	<b>20,113</b>
<b>Core tier 1 capital (before deductions)</b>	<b>27,283</b>	<b>25,240</b>
<b>Subordinated capital loans</b>	<b>1,992</b>	<b>1,964</b>
Proposed/actual dividend	-1,370	-1,048
Deferred tax assets	-201	-169
Intangible assets	-3,094	-2,986
Deductions for investments in credit institutions	-103	-117
IRB provisions shortfall (-)	-554	-243
<b>Deductions</b>	<b>-5,322</b>	<b>-4,563</b>
<b>Tier 1 capital (net after deductions)</b>	<b>23,953</b>	<b>22,641</b>
- of which hybrid capital	1,992	1,964
- of which core tier 1 capital (net of deductions)	21,961	20,677
<b>Tier 2 capital</b>		
Undated subordinated loans	708	723
Dated subordinated loans	4,676	3,197
Other additional own funds	56	4
<b>Tier 2 capital (before deductions)</b>	<b>5,440</b>	<b>3,924</b>
Deductions for investments in credit institutions	-103	-117
IRB provisions excess (+)/shortfall (-)	-554	-243
<b>Deductions</b>	<b>-657</b>	<b>-360</b>
<b>Tier 2 capital (net after deductions)</b>	<b>4,783</b>	<b>3,564</b>
Holdings in insurance undertakings	-1,236	-1,211
Pension assets in excess of related liabilities	-226	-156
<b>Capital base</b>	<b>27,274</b>	<b>24,838</b>

## G40 Capital adequacy

### Core tier 1 capital and tier 1 capital

Core tier 1 capital is defined as eligible capital including eligible reserves, net of regulatory required deductions made directly to tier 1 capital. The capital recognised as core tier 1 capital holds the ultimate characteristics for loss absorbance defined from a going concern perspective and represents the most subordinated claim in the event of liquidation. The tier 1 capital is defined as core tier 1 capital and capital of the same or close to the character of eligible capital and eligible reserves. Tier 1 capital can include a limited component of undated subordinated capital loans.

### Eligible capital and eligible reserves

Paid up capital is the share capital contributed by shareholders, including the share premium paid. Eligible reserves consist primarily of retained earnings, other reserves, minority interests and income from current year. Retained earnings are earnings from previous years reported via the income statement. Other reserves are related to revaluation and translation reserves referred to acquisitions and associated undertakings under the equity method. The equity interests of minority shareholdings in companies that are fully consolidated in the financial group are also included. Positive income from current year is included as eligible capital after verification by the external auditors, however negative income must be deducted. Repurchased own shares or own shares temporary included in trading portfolios are deducted from eligible reserves.

The eligible capital and eligible reserves, considered as the capital of highest quality, constitute the predominant share (92%) of tier 1 capital in Nordea.

### Tier 1 instruments subject to limits

The requirement for including undated subordinated loans in tier 1 capital is restricted and repurchase can normally not take place until five years after original issuance of the instrument.

Undated subordinated loans may be repaid only upon decision by the Board of Directors in Nordea and with the permission of the Swedish FSA. Further, there are restrictions related to step-up conditions order of priority, interest payments under constraint conditions. Currently, the inclusion of undated subordinated capital as a component of tier 1 capital is limited by regulation to 50% net of relevant deductions. For the tier 1 loans, conditions specify appropriation in order to avoid being obliged to enter into liquidation. To the extent that may be required to avoid liquidation, the principal amounts of tier 1 loans (together with accrued interest) would be written down and converting such amount into a conditional capital contribution.

As of year-end 2012, the undated tier 1 instruments included in the capital base of the Nordea Group constitute only 8% of tier 1 capital.

### Tier 2 capital

Tier 2 capital must be subordinated to depositors and general creditors of the bank. It cannot be secured or covered by a guarantee of the issuer or related entity or include any other arrangement that legally or economically enhances the seniority of the claim vis-a-vis depositors and other bank creditors.

### Tier 2 subordinated loans

Tier 2 capital consists mainly of subordinated loans. Tier 2 capital includes two different types of subordinated loan capital; undated loans and dated loans. According to the regulation, tier 2 capital may not exceed tier 1 capital and dated tier 2 loans must not exceed 50% of tier 1 capital. The limits are set net after deductions.

The basic principle for subordinated loans in the capital base is the order of priority in case of a default or bankruptcy situation. Under such conditions, the holder of the subordinated loan would be repaid after other creditors, but before shareholders. The share of outstanding loan amount possible to include in the tier 2 capital related to dated loans is reduced if the remaining maturity is less than five years.

During 2012 Nordea issued two new tier 2 loans of EUR 750m and USD 1,000m respectively. As of year-end, Nordea held EUR 4.7bn in dated subordinated loans and EUR 0.7bn in undated subordinated loans.

The table below shows the carrying outstanding amounts of undated and dated loans included in the capital base. Call date is where the issuer has the legal right to redeem outstanding loan amounts according the terms of agreement. The loans and the principles for time-reductions follow Swedish legislation. The carrying amounts in the table may deviate from capital amounts used in the capital base due to swap arrangements and adjustments for maturities.

### Other tier 2 capital

Other additional funds consists of adjustment to valuation differences in available for sale equities transferred to core additional own funds. Unrealised gains from equity holdings classified as available for sale securities can according to regulation only be included in tier 2 capital. Nordea has no significant holdings in this category and therefore only has a minor impact on tier 2 capital from such items.

## G40 Capital adequacy

### Dated and undated loans

#### Dated loans, tier 2

Issuer	Carrying amount EURm	Capital base 31 Dec 2012	Start	Maturity	Call date	Step-up
Nordea Bank AB	939	939	2011	May 2021		N
Nordea Bank AB	500	500	2008	Sep 2018	Sep 2013	Y
Nordea Bank AB	746	746	2012	Feb 2022	Feb 2017	N
Nordea Bank AB	996	996	2010	Mar 2020		N
Nordea Bank AB	746	746	2010	Mar 2021		N
Nordea Bank AB	749	749	2012	Sep 2022		N
<b>Total dated loans</b>	<b>4,676</b>	<b>4,676</b>				

#### Undated loans, tier 1

Issuer	Carrying amount EURm	Capital base 31 Dec 2012	Start	Maturity	Call date	Step-up
Nordea Bank AB	376	398	2009	n/a	Mar 2015	Y
Nordea Bank AB	376	376	2009	n/a	Mar 2015	Y
Nordea Bank AB	455	500	2005	n/a	Apr 2015	Y
Nordea Bank AB	176	145	2005	n/a	Mar 2035	Y
Nordea Bank AB	88	73	2005	n/a	Oct 2035	Y
Nordea Bank AB	500	500	2004	n/a	Mar 2013	N
<b>Total undated loans, tier 1</b>	<b>1,971</b>	<b>1,992</b>				

#### Undated loans, tier 2

Issuer	Carrying amount EURm	Capital base 31 Dec 2012	Start	Maturity	Call date	Step-up
Nordea Bank Norway ASA	152	152	1986	n/a	May 2013	N
Nordea Bank Finland Plc	367	468	2004	n/a	Jul 2014	Y
Nordea Bank Finland Plc	88	88	1999	n/a	Feb 2029	Y
<b>Total undated loans, tier 2</b>	<b>607</b>	<b>708</b>				

<b>Total</b>	<b>7,254</b>	<b>7,376</b>				
--------------	--------------	--------------	--	--	--	--

## G40 Capital adequacy

### Capital requirements and RWA

EURm	31 Dec 2012		31 Dec 2011	
	Capital requirement	Basel II RWA	Capital requirement	Basel II RWA
<b>Credit risk</b>	<b>11,627</b>	<b>145,340</b>	<b>12,929</b>	<b>161,604</b>
IRB foundation	9,764	122,050	9,895	123,686
– of which corporate	7,244	90,561	6,936	86,696
– of which institutions	671	8,384	897	11,215
– of which retail SME	915	11,439	1,041	13,017
– of which retail mortgage	721	9,007	800	10,005
– of which retail other	101	1,264	108	1,345
– of which other	112	1,395	113	1,408
Standardised	1,863	23,290	3,034	37,918
– of which sovereign	34	426	43	536
– of which institution	47	583	90	1,127
– of which corporate	732	9,160	1,885	23,557
– of which retail	860	10,752	795	9,934
– of which other	190	2,369	221	2,764
<b>Market risk</b>	<b>506</b>	<b>6,323</b>	<b>652</b>	<b>8,144</b>
– of which trading book, Internal Approach	312	3,897	390	4,875
– of which trading book, Standardised Approach	138	1,727	206	2,571
– of which banking book, Standardised Approach	56	699	56	698
<b>Operational risk</b>	<b>1,298</b>	<b>16,229</b>	<b>1,236</b>	<b>15,452</b>
– of which standardised	1,298	16,229	1,236	15,452
<b>Sub total</b>	<b>13,431</b>	<b>167,892</b>	<b>14,817</b>	<b>185,200</b>
<b>Adjustment for transition rules</b>				
Additional capital requirement according to transition rules	3,731	46,631	3,087	38,591
<b>Total</b>	<b>17,162</b>	<b>214,523</b>	<b>17,904</b>	<b>223,791</b>

### Capital requirements for market risk, 31 December 2012

EURm	Trading book, IA		Trading book, SA		Banking book, SA		Total	
	RWA	Capital requirement	RWA	Capital requirement	RWA	Capital requirement	RWA	Capital requirement
Interest rate risk <sup>1</sup>	1,070	85	1,298	104	—	—	2,368	189
Equity risk	106	9	317	25	—	—	423	34
Foreign exchange risk	298	24	—	—	699	56	997	80
Commodity risk	—	—	112	9	—	—	112	9
Diversification effect	–600	–48	—	—	—	—	–600	–48
Stressed Value-at-Risk	1,770	142	—	—	—	—	1,770	142
Incremental Risk Charge	764	61	—	—	—	—	764	61
Comprehensive Risk Charge	489	39	—	—	—	—	489	39
<b>Total</b>	<b>3,897</b>	<b>312</b>	<b>1,727</b>	<b>138</b>	<b>699</b>	<b>56</b>	<b>6,323</b>	<b>506</b>

1) Interest rate risk column Trading book IA includes both general and specific interest rate risk which is elsewhere referred to as interest rate VaR and credit spread VaR.

The Nordea Group may transfer capital within its legal entities without material restrictions. International transfers of capital between legal entities are normally possible after approval by the local regulator and are of importance in governing the capital position of the Group. The guarantee schemes introduced within the EU in 2008 limit the transferability

of capital under certain circumstances, which serves to impact cross-border financial groups. No such restrictions were however directly affecting Nordea as per end of 2012.

More Capital Adequacy information for the Group can be found in the Capital management section page 66 and in the Pillar III report.

## G40 Capital adequacy

### Specification over group undertakings consolidated/deducted from the Nordea Financial Group, 31 December 2012

Group undertakings included in the Nordea Financial Group	Number of shares	Carrying amount EURm	Voting power of holding	Domicile	Consolidation method
<b>Nordea Bank Finland Plc</b>	1,030,800,000	5,956	100%	Helsinki	Purchase method
Nordea Finance Finland Ltd			100%	Espoo	Purchase method
<b>Nordea Bank Danmark A/S</b>	50,000,000	4,010	100%	Copenhagen	Purchase method
Nordea Finans Danmark A/S			100%	Höje Taastrup	Purchase method
Nordea Kredit Realkreditaktieselskab			100%	Copenhagen	Purchase method
Fionia Asset Company A/S			100%	Copenhagen	Purchase method
<b>Nordea Bank Norge ASA</b>	551,358, 576	2,818	100%	Oslo	Purchase method
Nordea Eiendomskreditt AS			100%	Oslo	Purchase method
Nordea Finans Norge AS			100%	Oslo	Purchase method
Privatmegleren AS			100%	Oslo	Purchase method
<b>Nordea Bank Polska S.A.</b>	55,061,403	363	99%	Gdynia	Purchase method
<b>OOO Promyshlennaya Companiya Vestcon</b>	4,601,942,680	659	100%	Moscow	Purchase method
OJSC Nordea Bank			100%	Moscow	Purchase method
Nordea Hypotek AB (publ)	100,000	1,898	100%	Stockholm	Purchase method
Nordea Fonder AB	15,000	241	100%	Stockholm	Purchase method
Nordea Bank S.A.	999,999	454	100%	Luxembourg	Purchase method
Nordea Finans Sverige AB (publ)	1,000,000	116	100%	Stockholm	Purchase method
Nordea Fondene Norge Holding AS	1,200	29	100%	Oslo	Purchase method
Nordea Eijendomsinvestering A/S	1,000	29	100%	Copenhagen	Purchase method
Nordea Investment Management AB	12,600	232	100%	Stockholm	Purchase method
Nordea Invest Fund Management A/S	25,000	8	100%	Copenhagen	Purchase method
Nordea Investment Fund Company Finland Ltd	3,350	138	100%	Helsinki	Purchase method
Nordea Life Holding AB	1,000	707	100%	Stockholm	Purchase method
Other companies		1			Purchase method
<b>Total included in the capital base</b>		<b>17,659</b>			

Group undertakings deducted from the capital base	Carrying amount EURm	Voting power of holding	Domicile
Nordea Life Holding AB, including debt from parent company	1,236	100%	Stockholm
<b>Total group undertakings deducted from the capital base</b>	<b>1,236</b>		

### Over 10% investments in credit institutions deducted from the capital base, including debt from group undertakings

Eksportfinans ASA	191	23%	Oslo
NF Fleet Oy	2	20%	Espoo
LR Realkredit A/S	13	39%	Copenhagen
Other	0		
<b>Total investments in credit institutions deducted from the capital base<sup>1</sup></b>	<b>206</b>		

1) Other associated undertakings are consolidated using the equity method.

## G41

## Classification of financial instruments

31 Dec 2012, EURm	Loans and receivables	Held to maturity	Financial assets at fair value through profit or loss		Derivatives used for hedging	Available for sale	Non-financial assets	Total
			Held for trading	Designated at fair value through profit or loss				
<b>Assets</b>								
Cash and balances with central banks	36,060	—	—	—	—	—	—	36,060
Loans to central banks	7,207	—	798	—	—	—	—	8,005
Loans to credit institutions	2,911	—	6,683	975	—	—	—	10,569
Loans to the public	266,996	—	26,120	53,135	—	—	—	346,251
Interest-bearing securities	755	6,497	39,561	20,762	—	27,364	—	94,939
Financial instruments pledged as collateral	—	—	7,970	—	—	—	—	7,970
Shares	—	—	8,950	19,168	—	10	—	28,128
Derivatives	—	—	115,706	—	3,083	—	—	118,789
Fair value changes of the hedged items in portfolio hedge of interest rate risk	-711	—	—	—	—	—	—	-711
Investments in associated undertakings	—	—	—	—	—	—	585	585
Intangible assets	—	—	—	—	—	—	3,425	3,425
Property and equipment	—	—	—	—	—	—	474	474
Investment property	—	—	—	—	—	—	3,408	3,408
Deferred tax assets	—	—	—	—	—	—	218	218
Current tax assets	—	—	—	—	—	—	78	78
Retirement benefit assets	—	—	—	—	—	—	301	301
Other assets	7,560	—	—	7,810	—	—	1,002	16,372
Prepaid expenses and accrued income	2,083	—	—	25	—	—	451	2,559
<b>Total</b>	<b>322,861</b>	<b>6,497</b>	<b>205,788</b>	<b>101,875</b>	<b>3,083</b>	<b>27,374</b>	<b>9,942</b>	<b>677,420</b>

31 Dec 2012, EURm	Financial liabilities at fair value through profit or loss		Derivatives used for hedging	Other financial liabilities	Non-financial liabilities	Total
	Held for trading	Designated at fair value through profit or loss				
<b>Liabilities</b>						
Deposits by credit institutions	—	17,320	—	35,568	—	55,426
Deposits and borrowings from the public	—	16,919	—	176,378	—	200,678
Liabilities to policyholders	—	—	—	—	33,214	45,320
Debt securities in issue	—	7,572	—	145,472	—	184,340
Derivatives	—	113,202	1,001	—	—	114,203
Fair value changes of the hedged items in portfolio hedge of interest rate risk	—	—	—	1,940	—	1,940
Current tax liabilities	—	—	—	—	391	391
Other liabilities	—	6,136	—	19,107	2,442	33,472
Accrued expenses and prepaid income	—	—	—	2,103	1,330	3,903
Deferred tax liabilities	—	—	—	—	997	997
Provisions	—	—	—	—	389	389
Retirement benefit obligations	—	—	—	—	348	348
Subordinated liabilities	—	—	—	7,797	—	7,797
<b>Total</b>		<b>161,149</b>	<b>59,578</b>	<b>388,365</b>	<b>39,111</b>	<b>649,204</b>



## G41

## Classification of financial instruments, cont.

31 Dec 2011, EURm	Loans and receivables	Held to maturity	Financial assets at fair value through profit or loss				Available for sale	Non-financial assets	Total
			Held for trading	Designated at fair value through profit or loss	Derivatives used for hedging				
<b>Assets</b>									
Cash and balances with central banks	3,765	—	—	—	—	—	—	—	3,765
Loans to central banks	40,063	—	552	—	—	—	—	—	40,615
Loans to credit institutions	2,963	—	4,760	3,527	—	—	—	—	11,250
Loans to the public	264,272	—	23,718	49,213	—	—	—	—	337,203
Interest-bearing securities	400	7,893	43,138	21,138	—	19,804	—	—	92,373
Financial instruments pledged as collateral	—	—	8,373	—	—	—	—	—	8,373
Shares	—	—	4,474	15,683	—	10	—	—	20,167
Derivatives	—	—	169,402	—	2,541	—	—	—	171,943
Fair value changes of the hedged items in portfolio hedge of interest rate risk	-215	—	—	—	—	—	—	—	-215
Investments in associated undertakings	—	—	—	—	—	—	—	591	591
Intangible assets	—	—	—	—	—	—	—	3,321	3,321
Property and equipment	—	—	—	—	—	—	—	469	469
Investment property	—	—	—	—	—	—	—	3,644	3,644
Deferred tax assets	—	—	—	—	—	—	—	169	169
Current tax assets	—	—	—	—	—	—	—	185	185
Retirement benefit assets	—	—	—	—	—	—	—	223	223
Other assets	12,548	—	—	6,854	—	—	—	23	19,425
Prepaid expenses and accrued income	2,124	—	169	36	—	—	—	374	2,703
<b>Total</b>	<b>325,920</b>	<b>7,893</b>	<b>254,586</b>	<b>96,451</b>	<b>2,541</b>	<b>19,814</b>	<b>8,999</b>	<b>716,204</b>	

31 Dec 2011, EURm	Financial liabilities at fair value through profit or loss				Other financial liabilities	Non-financial liabilities	Total
	Held for trading	Designated at fair value through profit or loss	Derivatives used for hedging				
<b>Liabilities</b>							
Deposits by credit institutions	12,934	7,204	—	35,178	—	—	55,316
Deposits and borrowings from the public	14,092	6,962	—	169,038	—	—	190,092
Liabilities to policyholders	—	10,226	—	—	—	30,489	40,715
Debt securities in issue	6,087	31,756	—	142,107	—	—	179,950
Derivatives	166,763	—	627	—	—	—	167,390
Fair value changes of the hedged items in portfolio hedge of interest rate risk	—	—	—	1,274	—	—	1,274
Current tax liabilities	—	—	—	—	—	154	154
Other liabilities	13,539	5,024	—	24,677	128	—	43,368
Accrued expenses and prepaid income	—	664	—	1,805	1,027	—	3,496
Deferred tax liabilities	—	—	—	—	—	1,018	1,018
Provisions	—	—	—	—	—	483	483
Retirement benefit obligations	—	—	—	—	—	325	325
Subordinated liabilities	—	—	—	6,503	—	—	6,503
<b>Total</b>	<b>213,415</b>	<b>61,836</b>	<b>627</b>	<b>380,582</b>	<b>33,624</b>	<b>690,084</b>	

## Loans designated at fair value through profit or loss

EURm <sup>1</sup>	31 Dec 2012	31 Dec 2011
Carrying amount	54,110	52,740
Maximum exposure to credit risk	54,110	52,740
Carrying amount of credit derivatives used to mitigate the credit risk	—	—

1) Comparative figures have been restated to ensure consistency between periods.

## G41

## Classification of financial instruments, cont.

**Financial assets and liabilities designated at fair value through profit or loss****Changes in fair values of financial liabilities attributable to changes in credit risk**

The financial liabilities designated at fair value through profit or loss exposed to changes in credit risk are issued bonds in the Danish group undertaking Nordea Kredit Realkreditaktieselskab, EUR 31,296m (EUR 31,756m), the funding of the Markets operation, EUR 16,176m (EUR 19,854m) and investment contracts in Life, EUR 12,106m (EUR 10,226m). The funding of Markets is generally of such a short term nature that the effect of changes in own credit risk is not significant. The value of the investment contracts in Life is directly linked to the assets in the contracts and there is consequently no effect from changes in own credit risk in these contracts.

The fair value of bonds issued by Nordea Kredit Realkreditaktieselskab increased by EUR 89m (decreased EUR 210m) in 2012 due to changes in own credit risk. The cumulative change since designation is a decrease of EUR 626m (decrease EUR 718m). The method used to estimate the amount of changes in fair value attributable to changes in market conditions is based on relevant benchmark interest rates, which are the average yields on Danish and German (EUR) government bonds.

For the issued mortgage bonds a change in the liability's credit risk and price will have a corresponding effect on the value of the loans. The reason is that a change in the price of the bonds will be offset by the opposite change in the value of the prepayment option of the loan.

**Changes in fair values of financial assets attributable to changes in credit risk**

Lending designated at fair value through profit or loss exposed to changes in credit risk consist of lending in the Danish group undertaking Nordea Kredit Realkreditaktieselskab, EUR 48,091m (EUR 45,720m) and lending in the Markets operation, EUR 6,019m (EUR 7,020m). The fair value of lending in Nordea Kredit Realkreditaktieselskab decreased by EUR 119m (decreased EUR 51m) in 2012 due to changes in credit risk. The cumulative change since designation is a decrease of EUR 169m (decrease EUR 113m). The method used to estimate the amount of change in the fair value attributable to changes in credit risk is similar to the incurred loss impairment model for amortised cost assets under IAS 39. The lending in Markets is generally of such a short term nature (mainly overnight deposits) that the effect of changes in credit risk is not significant. Also instruments classified as "Other assets" and "Prepaid expenses and accrued income" are of such a short-term nature that the impact from changes in credit risk is not significant.

**Comparison of carrying amount and contractual amount to be paid at maturity**

<b>2012, EURm</b>	Carrying amount	Amount to be paid at maturity
Financial liabilities designated at fair value through profit or loss	59,578	58,338
<b>2011, EURm</b>	Carrying amount	Amount to be paid at maturity
Financial liabilities designated at fair value through profit or loss	61,836	60,420

Liabilities to policyholders have no fixed maturities and there is no fixed amount to be paid. The amount disclosed to be paid at maturity has been set to the carrying amount.

## G42

## Assets and liabilities at fair value

EURm	31 Dec 2012		31 Dec 2011	
	Carrying amount	Fair value	Carrying amount	Fair value
<b>Assets</b>				
Cash and balances with central banks	36,060	36,060	3,765	3,765
Loans to central banks	8,005	8,005	40,615	40,615
Loans to credit institutions	10,569	10,571	11,250	11,271
Loans to the public	346,251	346,505	337,203	337,354
Interest-bearing securities	94,939	95,308	92,373	92,635
Financial instruments pledged as collateral	7,970	7,970	8,373	8,373
Shares	28,128	28,128	20,167	20,247
Derivatives	118,789	118,789	171,943	171,943
Fair value changes of the hedged items in portfolio hedge of interest rate risk	-711	-711	-215	-215
Investments in associated undertakings	585	585	591	591
Intangible assets	3,425	3,425	3,321	3,321
Property and equipment	474	474	469	469
Investment property	3,408	3,408	3,644	3,644
Deferred tax assets	218	218	169	169
Current tax assets	78	78	185	186
Retirement benefit assets	301	301	223	223
Other assets	16,372	16,372	19,425	19,425
Prepaid expenses and accrued income	2,559	2,559	2,703	2,703
<b>Total assets</b>	<b>677,420</b>	<b>678,045</b>	<b>716,204</b>	<b>716,719</b>
<b>Liabilities</b>				
Deposits by credit institutions	55,426	55,396	55,316	55,302
Deposits and borrowings from the public	200,678	200,605	190,092	190,047
Liabilities to policyholders	45,320	45,320	40,715	40,715
Debt securities in issue	184,340	183,647	179,950	179,902
Derivatives	114,203	114,203	167,390	167,390
Fair value changes of the hedged items in portfolio hedge of interest rate risk	1,940	1,940	1,274	1,274
Current tax liabilities	391	391	154	154
Other liabilities	33,472	33,472	43,368	43,368
Accrued expenses and prepaid income	3,903	3,903	3,496	3,496
Deferred tax liabilities	997	997	1,018	1,018
Provisions	389	389	483	483
Retirement benefit obligations	348	348	325	325
Subordinated liabilities	7,797	7,798	6,503	6,502
<b>Total liabilities</b>	<b>649,204</b>	<b>648,409</b>	<b>690,084</b>	<b>689,976</b>

## G42

## Assets and liabilities at fair value, cont.

**Determination of fair value for assets and liabilities**

Financial assets and financial liabilities on the balance sheet are generally measured at fair value, with the exception of loans, deposits and borrowings and issued securities.

The carrying amounts on loans, deposits and borrowings and issued securities are adjusted for the value of the fixed interest term, unless the interest risk is hedged, in order to estimate the fair values that are presented in the tables above. The value of the fixed interest term is a result of changes in the relevant market interest rates. The discount rates used are based on current market rates for each term. The fair value of the hedged interest rate risk is included in the balance sheet item "Fair value changes of the hedged items in portfolio hedge of interest rate risk".

Fair value is estimated to be equal to the carrying amount for short-term financial assets and financial liabilities. The carrying amount is a reasonable approximation of fair value due to limited credit risk and short time to maturity.

Fair value is set to carrying amount, in the tables above, for assets and liabilities for which no reliable fair value has been possible to estimate. This is valid for the line items investments in associated undertakings, investments in group undertakings, intangible assets, property and equipment and provisions.

Nordea holds very limited amounts of financial instruments with discretionary participating features in the Life business, which are recognised on the balance sheet in the line "Liabilities to policyholders". These instruments can not be reliably measured at fair value and consequently the fair value for these instruments are set to the carrying amount.

Nordea holds very limited amounts of equity instruments measured at cost. Fair value is set to the carrying amount for these instruments as the fair value can not be measured reliably.

For further information about valuation of items normally measured at fair value, see Note G1 and the separate section below.

**Deferred Day 1 profit or loss**

In accordance with the Group's accounting policy as described in Note G1, the financial instrument is recognised at the transaction price and any trade date profit is deferred if there are significant unobservable inputs used in the valuation technique. The table below shows the aggregate difference yet to be recognised in the income statement at the beginning and end of the period and a reconciliation of changes in the carrying amount (movement of deferred Day 1 profit or loss).

EURm	31 Dec 2012	31 Dec 2011
Amount at beginning of year	29	42
Deferred profit/loss on new transactions	7	1
Recognised in the income statement during the year	-12	-14
<b>Amount at end of year</b>	<b>24</b>	<b>29</b>

**Determination of fair value from quoted market prices or valuation techniques**

Fair value measurements of financial instruments carried at fair value are categorised under the three levels of the IFRS fair value hierarchy that reflects the significance of unobservable inputs. The categorisation of these instruments is based on the lowest level input that is significant to the fair value measurement in its entirety.

Level 1 in the fair value hierarchy consists of financial assets and financial liabilities valued using unadjusted quoted prices in active markets for identical assets or liabilities. An active market for the asset or liability is a market in which transactions for the asset or liability occur with sufficient frequency and volume to provide pricing information on an on-going basis. This category includes listed derivatives, listed equities, government bonds in developed countries, and most liquid mortgage bonds and corporate bonds where direct tradable price quotes exist.

Level 2 in the fair value hierarchy consists of financial assets and financial liabilities that do not have directly quoted market prices available from active markets. The fair values are estimated using valuation techniques or valuation models based on market prices or rates prevailing at the balance sheet date and any unobservable inputs have had an insignificant impact on the fair values. This is the case for the majority of Nordea's OTC derivatives, securities purchased/sold under reverse repurchase/repurchase agreements, securities borrowed/lent and other instruments where active markets supply the input to the valuation techniques or models.

Level 3 in the fair value hierarchy consists of those types of financial instruments where fair values cannot be obtained directly from quoted market prices or indirectly using valuation techniques or models supported by observable market prices or rates. This is generally the case for investments in unlisted securities, private equity funds and hedge funds. This is generally also the case for more complex OTC derivatives, including OTC derivatives where less active markets supply input to the valuation techniques or models, certain complex or structured financial instruments such as CLNs and CDOs, and illiquid interest bearing securities. Complex valuation models are generally characterised by the use of unobservable and model specific parameters.

All valuation models, both complex and simple models, make use of market parameters. These parameters comprise interest rates, volatilities, correlations etc. Some of these parameters are observable while others are not. For non-exotic currencies the interest rates are all observable, and the volatilities and the correlations of the interest rates and FX rates are observable up to a certain maturity. Volatilities and correlations are also observable for the most liquid equity instruments in the short end. For less liquid equity instruments, and for commodities, the option market is fairly illiquid, and hence the volatilities and correlations are unobservable. For each instrument the sensitivity towards unobservable parameters is measured. If the impact from unobservable parameters on the valuation is significant the instrument is categorised as Level 3 in the fair value hierarchy.

For interest-bearing securities the categorisation into the three levels are based on the internal pricing methodology. These instruments can either be directly quoted in active markets (Level 1) or measured using a methodology giving a quote based on observable inputs (Level 2). Level 3 bonds are characterised by illiquidity.

For OTC derivatives valuation models are used for establishing fair value. For collateralised contracts OIS interest rates are used for discounting. These rates are observable in the market. The valuation is in addition based on several other market parameters, depending on the nature of the contract. Complex valuation models are used for more exotic OTC derivatives. The models are usually in-house developed, and based on assumptions about the behaviour of the underlying asset and statistical scenario analysis. As mentioned above OTC derivatives are generally categorised as Level 2 in the fair value hier-

## G42

## Assets and liabilities at fair value, cont.

archy and all significant model parameters are thus observable in active markets. For vanilla derivatives standard models like e.g. Black-Scholes are used for valuation.

Valuations of Private Equity Funds (PEF) and unlisted equity instruments are by nature more uncertain than valuations of more actively traded equity instruments. Emphasis is put on using a consistent approach across all assets and over time. The methods used are consistent with the guideline “International Private Equity and Venture Capital Valuation Guidelines” issued by EVCA (European Venture Capital Association). The EVCA guidelines are considered as best practice in the PEF industry. For US based funds, similar methods are applied.

Nordea furthermore holds loans and issued debt securities in the group undertaking Nordea Kredit Realkreditaktieselskab at fair value. When Nordea grants mortgage loans to borrowers, in accordance with the Danish mortgage finance law, Nordea at the same time issues debt securities with matching terms, so called “match funding”. Fair value of the issued debt securities is based on quoted prices and thus categorised as Level 1 in the fair value hierarchy. As the borrowers have the right to purchase debt securities issued by Nordea in the market and return these as repayment for their loans, the fair value of the loans is the same as the fair value of the issued bonds (due to the revaluation of the repayment option embedded in the loan) adjusted for changes in the credit risk of the borrower. The credit risk adjustment is calculated based on an incurred loss model.

Fair value is generally calculated as the theoretical net present value of the individual instruments, based on independently sourced market parameters as described above, and

assuming no risks and uncertainties. This calculation is supplemented by a portfolio adjustment. The portfolio adjustment covers uncertainties associated with the valuation techniques, model assumptions and unobservable parameters as well as the portfolio’s counterparty credit risk and liquidity risk. An important part of the portfolio adjustment serves to adjust the net open market risk exposures from mid-prices to ask or bid prices (depending on the net position). For different risk categories, exposures are aggregated and netted according to internal guidelines and aggregated market price information on bid-ask spreads are applied in the calculation. Spreads are updated on a regular basis

The portfolio adjustment for uncertainties associated with model assumptions comprises two components (The calculation principles are defined as part of the internal approval process for valuation models):

- Benchmarking of the model output (market values) against market information or against results from alternative models, where available.
- Sensitivity calculations where unobservable parameters are changed to other reasonable values.

The portfolio adjustment for counterparty risk in OTC-derivatives is based on the current exposure towards each counterparty, the estimated potential future exposure as well as an estimate of the cost of hedging the counterparty risk. This cost of hedging is either based directly on market prices (where available) or on a theoretical calculation based on the internal credit rating of the counterparty.

The following table presents the categorisation of financial instruments held at fair value into the fair value hierarchy.

31 Dec 2012, EURm	Quoted prices in active markets for the same instrument (Level 1)	– of which Life	Valuation technique using observable data (Level 2)	– of which Life	Valuation technique using non-observable data (Level 3)	– of which Life	Total
<b>Assets</b>							
Loans to central banks	—	—	798	—	—	—	798
Loans to credit institutions	34	—	7,624	—	—	—	7,658
Loans to the public	—	—	79,255	—	—	—	79,255
Debt securities <sup>1</sup>	60,593	16,768	33,940	5,558	1,118	719	95,651
Shares <sup>2</sup>	24,760	16,886	—	—	3,374	2,210	28,134
Derivatives	175	156	116,698	78	1,916	—	118,789
Other assets	—	—	7,810	—	—	—	7,810
Prepaid expenses and accrued income	—	—	25	—	—	—	25
<b>Liabilities</b>							
Deposits by credit institutions	—	—	19,858	—	—	—	19,858
Deposits and borrowings from the public	—	—	24,300	—	—	—	24,300
Liabilities to policy holders	—	—	12,106	12,106	—	—	12,106
Debt securities in issue	31,296	—	7,572	—	—	—	38,868
Derivatives	53	—	112,566	—	1,584	—	114,203
Other liabilities	4,873	—	7,050	—	—	—	11,923
Accrued expenses and prepaid income	—	—	470	—	—	—	470

1) Of which EUR 87,687m relates to Interest-bearing securities (the portion held at fair value in Note G41). EUR 7,964m relates to the balance sheet item Financial instruments pledged as collateral.

2) EUR 6m relates to the balance sheet item Financial instruments pledged as collateral.

## G42 Assets and liabilities at fair value, cont

31 Dec 2011, EURm	Quoted prices in active markets for the same instrument (Level 1)	– of which Life	Valuation technique using observable data (Level 2)	– of which Life	Valuation technique using non-observable data (Level 3)	– of which Life	Total
<b>Assets</b>							
Loans to central banks	—	—	552	—	—	—	552
Loans to credit institutions	48	—	8,239	—	—	—	8,287
Loans to the public	—	—	72,931	—	—	—	72,931
Debt securities <sup>1</sup>	71,424	14,443	19,230	5,944	1,149	750	91,803
Shares <sup>2</sup>	15,893	12,134	3	—	4,921	3,425	20,817
Derivatives	551	3	170,435	11	957	—	171,943
Other assets	—	—	6,854	—	—	—	6,854
Prepaid expenses and accrued income	—	—	205	—	—	—	205
<b>Liabilities</b>							
Deposits by credit institutions	—	—	20,138	—	—	—	20,138
Deposits and borrowings from the public	—	—	21,054	—	—	—	21,054
Liabilities to policy holders	—	—	10,226	10,226	—	—	10,226
Debt securities in issue	31,756	—	6,087	—	—	—	37,843
Derivatives	396	38	165,748	17	1,246	5	167,390
Other liabilities	8,212	—	10,351	—	—	—	18,563
Accrued expenses and prepaid income	—	—	664	—	—	—	664

1) Of which EUR 84,080m relates to Interest-bearing securities (the portion held at fair value in Note G41). EUR 7,723m relates to the balance sheet item Financial instruments pledged as collateral.

2) EUR 650m relates to the balance sheet item Financial instruments pledged as collateral.

### Transfers between level 1 and 2

During the year, Nordea Group transferred debt securities of EUR 9,558m (EUR 3,057m) from level 1 to level 2 and EUR 1,447m (EUR 496m) from level 2 to level 1 of the fair value hierarchy for financial assets and liabilities at fair value. The reason for transfers from level 1 to level 2 was that the instruments ceased to be actively traded during the year and fair values have now been obtained using valuation techniques with observable market inputs. The reason for transfers from level 2 to level 1 was that the instruments have again been actively traded during the year and reliable quoted prices are obtained in the markets.

## G42 Assets and liabilities at fair value, cont

### Movements in level 3

The following table shows a reconciliation of the opening and closing carrying amounts of level 3 financial assets and liabilities recognised at fair value.

31 Dec 2012, EURm	1 Jan 2012	Fair value gains/losses recognised in the income statement during the year		Purchases	Sales	Settlements	Transfers into level 3	Transfers out from level 3	Translation differences	31 Dec 2012
		Realised	Unrealised <sup>1</sup>							
Debt securities	1,149	16	55	156	-269	6	—	—	5	1,118
– of which Life	750	22	40	57	-156	—	—	—	6	719
Shares	4,921	74	84	1,435	-3,202	-4	25	-10	51	3,374
– of which life	3,425	91	38	1,223	-2,593	—	25	-9	10	2,210
Derivatives (net of assets and liabilities)	-289	-264	621	—	—	264	—	0	—	332

1) Relates to those assets and liabilities held at the end of the reporting period.

31 Dec 2011, EURm	1 Jan 2011	Realised	Unrealised <sup>1</sup>	Purchases	Sales	Settlements	Transfers into level 3	Transfers out from level 3	Translation differences	31 Dec 2011
– of which Life	1,787	-13	-16	110	-536	—	68	-655	5	750
Shares	4,237	65	-79	1,819	-1,533	—	655	-56	-187	4,921
– of which life	2,425	43	2	1,434	-1,084	—	655	-56	6	3,425
Derivatives (net of assets and liabilities)	-65	485	-228	—	—	-485	4	—	0	-289

1) Relates to those assets and liabilities held at the end of the reporting period.

Fair value gains/losses recognised in the income statement during the year are included in “Net result from items at fair value” (see Note G5).

### Sensitivity analysis of level 3 financial instruments

Included in the fair value of financial instruments carried at fair value on the balance sheet are those estimated in full or in part using valuation techniques based on assumptions that are not supported by market observable prices or rates. There may be uncertainty about a valuation, resulting from the choice of valuation technique or model used, the assumptions embedded in those models, the extent to which inputs are not market observable, or as a result of other elements affecting the valuation technique. Portfolio adjustments are applied to reflect such uncertainties and are deducted from the fair values produced by the models or other valuation techniques (for further information see Note G1 section 11 “Determination of fair value of financial instruments” and the separate section above).

This disclosure shows the potential impact from the relative uncertainty in the fair value of financial instruments for which the valuation is dependent on unobservable input parameters. The estimates disclosed below are likely to be greater than the true uncertainty in fair value of these instruments, as it is unlikely in practice that all unobservable parameters would be simultaneously at the extremes of their ranges of reasonably possible alternatives. The disclosure is neither predictive nor indicative of future movements in fair value.

The following table shows the sensitivity of the fair value of level 3 instruments to changes in key assumptions, by class of instruments. Where the exposure to an unobservable parameter is offset across different instruments only the net impact is disclosed in the table.

31 Dec 2012, EURm	Carrying amount	Effect of reasonably possible alternative assumptions	
		Favourable	Unfavourable
Debt securities	1,118	60	-60
– of which Life	719	36	-36
Shares	3,374	315	-315
– of which Life	2,210	221	-221
Derivatives (net)	332	20	-24

31 Dec 2011, EURm	Carrying amount	Effect of reasonably possible alternative assumptions	
		Favourable	Unfavourable
Debt securities	1,149	58	-58
– of which Life	750	28	-28
Shares	4,921	444	-444
– of which Life	3,425	342	-342
Derivatives (net)	-289	20	-43

In order to calculate the effect on level 3 fair values, from altering the assumptions of the valuation technique or model, the sensitivity to unobservable input data is assessed. Derivatives portfolio key inputs, that are based on pricing model assumptions or unobservability of market data inputs, are replaced by alternative estimates or assumptions and the impact on the valuation computed. The majority of the effect on the derivatives is related to various types of correlations or correlation related inputs in credit derivatives, in interest rate OTC derivatives or OTC structured equity derivatives. For the level 3 portfolios of shares and debt securities the fair value was increased and decreased within a range of 3–10 percentage units, which are assessed to be reasonable changes in market movements.

## G43

## Transferred assets and obtained collaterals

**Transferred assets that are not derecognised in their entirety and associated liabilities**

All assets transferred continue to be recognised on the balance sheet if Nordea is still exposed to changes in the fair value of the assets. This is the case for repurchase agreements and securities lending transactions.

Repurchase agreements are a form of collateralised borrowing where Nordea sells securities with an agreement to repurchase them at a later date at a fixed price. The cash received is recognised as a deposit (liability). Securities delivered under repurchase agreements are not derecognised from the balance sheet.

Securities lending transactions are transactions where Nordea lends securities it holds to a counterpart and receives a fee.

As both repurchase agreements and securities lending transactions results in that securities are returned to Nordea, all risks and rewards of the instruments transferred is retained by Nordea, although they are not available for Nordea during the period during which they are transferred. The counterpart in the transactions holds the securities as collateral, but has no recourse to other assets in Nordea.

The securities still reported on the balance sheet and the corresponding liabilities are measured at fair value.

EURm	31 Dec 2012	31 Dec 2011
<b>Repurchase agreements</b>		
Interest-bearing securities	7,964	7,723
<b>Securities lending agreements</b>		
Shares	6	650
<b>Total</b>	<b>7,970</b>	<b>8,373</b>

**Liabilities associated with the assets**

EURm	31 Dec 2012	31 Dec 2011
<b>Repurchase agreements</b>		
Deposits by credit institutions	3,082	3,821
Deposits and borrowings from the public	5,103	3,368
<b>Securities lending agreements</b>		
Deposits by credit institutions	46	—
Other	—	1
<b>Total</b>	<b>8,231</b>	<b>7,190</b>
<b>Net</b>	<b>-261</b>	<b>1,183</b>

**Obtained collaterals which are permitted to be sold or repledged**

Nordea obtains collaterals under reverse repurchase and securities borrowing agreements which, under the terms of the agreements, can be sold or repledged. The transactions are conducted under standard agreements employed by financial markets participants. Generally, the agreements require additional collateral to be provided if the value of the securities falls below a predetermined level. Under standard terms for most repurchase transactions, the recipient of collateral has an unrestricted right to sell or repledge it, subject to returning equivalent securities on settlement of the transactions. The fair value of the securities obtained as collateral under reverse repurchase and securities borrowing agreements are disclosed below.

EURm	31 Dec 2012	31 Dec 2011
<b>Reverse repurchase agreements</b>		
Received collaterals which can be repledged or sold	33,092	32,700
– of which repledged or sold	14,498	10,499
<b>Securities borrowing agreements</b>		
Received collaterals which can be repledged or sold	4,064	2,261
– of which repledged or sold	4,053	2,206
<b>Total</b>	<b>37,156</b>	<b>34,961</b>

## G44

## Investments, customer bearing the risk

Life Group and Nordea Bank Danmark A/S have assets and liabilities included on their balance sheet where customers are bearing the risk. Since the assets and liabilities legally belong to the entities, these assets and liabilities are included on the Group's balance sheet.

EURm	31 Dec 2012	31 Dec 2011
<b>Assets</b>		
Interest-bearing securities	1,837	2,262
Shares	18,288	13,649
Other assets	236	259
<b>Total assets</b>	<b>20,361</b>	<b>16,170</b>
<b>Liabilities</b>		
Deposits and borrowings from the public	3,891	3,932
Insurance contracts	7,168	4,900
Investment contracts	8,911	7,338
Other liabilities	391	—
<b>Total liabilities</b>	<b>20,361</b>	<b>16,170</b>

## G45

## Maturity analysis for assets and liabilities

## Remaining maturity

31 Dec 2012, EURm	Note	Payable on demand	Maximum 3 months	3–12 months	1–5 years	More than 5 years	Without fixed maturity	Total
Cash and balances with central banks		36,060	—	—	—	—	—	36,060
Loans to central banks	G13	6,764	1,241	0	0	0	—	8,005
Loans to credit institutions	G13	1,375	7,347	611	880	356	—	10,569
Loans to the public	G13	17,014	84,921	29,064	82,954	132,298	—	346,251
Interest-bearing securities	G14	848	15,775	12,588	48,526	17,202	—	94,939
Financial instruments pledged as collateral	G15	—	691	3,972	2,929	378	—	7,970
Derivatives	G17	—	5,459	5,399	33,220	74,711	—	118,789
Fair value changes of the hedged items in portfolio hedge of interest rate risk	G18	—	0	85	–238	–558	—	–711
<b>Total assets with fixed maturities</b>		<b>62,061</b>	<b>115,434</b>	<b>51,719</b>	<b>168,271</b>	<b>224,387</b>	<b>—</b>	<b>621,872</b>
Other assets		—	—	—	—	—	55,548	55,548
<b>Total assets</b>		<b>62,061</b>	<b>115,434</b>	<b>51,719</b>	<b>168,271</b>	<b>224,387</b>	<b>55,548</b>	<b>677,420</b>
Deposits by credit institutions	G26	7,636	39,181	4,103	3,627	879	—	55,426
Deposits and borrowings from the public	G27	149,613	36,887	6,360	868	6,950	—	200,678
– of which Deposits		148,010	21,517	4,716	868	6,950	—	182,061
– of which Borrowings		1,603	15,370	1,644	0	0	—	18,617
Liabilities to policyholders	G28	877	379	1,219	7,629	35,216	—	45,320
Debt securities in issue	G29	0	46,309	33,979	74,059	29,993	—	184,340
– of which Debt securities in issue		—	46,205	33,978	74,056	29,993	—	184,232
– of which Other		0	104	1	3	—	—	108
Derivatives	G17	—	6,256	5,673	34,403	67,871	—	114,203
Fair value changes of the hedged items in portfolio hedge of interest rate risk	G18	—	0	–183	382	1,741	—	1,940
Subordinated liabilities	G34	—	0	4	584	7,209	—	7,797
<b>Total liabilities with fixed maturities</b>		<b>158,126</b>	<b>129,012</b>	<b>51,155</b>	<b>121,552</b>	<b>149,859</b>	<b>—</b>	<b>609,704</b>
Other liabilities		—	—	—	—	—	39,500	39,500
Equity		—	—	—	—	—	28,216	28,216
<b>Total liabilities and equity</b>		<b>158,126</b>	<b>129,012</b>	<b>51,155</b>	<b>121,552</b>	<b>149,859</b>	<b>67,716</b>	<b>677,420</b>



## G45

## Maturity analysis for assets and liabilities, cont.

31 Dec 2011, EURm	Note	Payable on demand	Maximum 3 months	3–12 months	1–5 years	More than 5 years	Without fixed maturity	Total
Cash and balances with central banks		3,765	—	—	—	—	—	3,765
Loans to central banks	G13	17,575	23,040	—	—	—	—	40,615
Loans to credit institutions	G13	1,266	5,266	271	4,070	377	—	11,250
Loans to the public	G13	25,293	78,608	17,138	74,826	141,338	—	337,203
Interest-bearing securities	G14	3,713	17,190	18,768	38,477	14,225	—	92,373
Financial instruments pledged as collateral	G15	—	1,013	3,632	2,240	1,488	—	8,373
Derivatives	G17	—	9,659	7,452	39,854	114,978	—	171,943
Fair value changes of the hedged items in portfolio hedge of interest rate risk	G18	55	–644	93	298	–17	—	–215
<b>Total assets with fixed maturities</b>		<b>51,667</b>	<b>134,132</b>	<b>47,354</b>	<b>159,765</b>	<b>272,389</b>	<b>—</b>	<b>665,307</b>
Other assets		—	—	—	—	—	50,897	50,897
<b>Total assets</b>		<b>51,667</b>	<b>134,132</b>	<b>47,354</b>	<b>159,765</b>	<b>272,389</b>	<b>50,897</b>	<b>716,204</b>
<b>31 Dec 2011, EURm</b>	<b>Note</b>	<b>Payable on demand</b>	<b>Maximum 3 months</b>	<b>3–12 months</b>	<b>1–5 years</b>	<b>More than 5 years</b>	<b>Without fixed maturity</b>	<b>Total</b>
Deposits by credit institutions	G26	7,025	42,675	1,800	3,153	663	—	55,316
Deposits and borrowings from the public	G27	131,019	42,054	9,200	966	6,853	—	190,092
– of which Deposits		129,845	28,126	8,935	932	6,771	—	174,609
– of which Borrowings		1,174	13,928	265	34	82	—	15,483
Liabilities to policyholders	G28	656	446	1,100	7,010	31,503	—	40,715
Debt securities in issue	G29	0	61,467	26,019	63,791	28,673	—	179,950
– of which Debt securities in issue		—	61,311	26,019	63,791	28,673	—	179,794
– of which Other		0	156	—	—	—	—	156
Derivatives	G17	—	8,157	7,535	41,420	110,278	—	167,390
Fair value changes of the hedged items in portfolio hedge of interest rate risk	G18	80	–12	166	1,782	–742	—	1,274
Subordinated liabilities	G34	—	—	—	903	5,600	—	6,503
<b>Total liabilities with fixed maturities</b>		<b>138,780</b>	<b>154,787</b>	<b>45,820</b>	<b>119,025</b>	<b>182,828</b>	<b>—</b>	<b>641,240</b>
Other liabilities		—	—	—	—	—	48,844	48,844
Equity		—	—	—	—	—	26,120	26,120
<b>Total liabilities and equity</b>		<b>138,780</b>	<b>154,787</b>	<b>45,820</b>	<b>119,025</b>	<b>182,828</b>	<b>74,964</b>	<b>716,204</b>

## Cash flow analysis

31 Dec 2012, EURm	Payable on demand	Maximum 3 months	3–12 months	1–5 years	More than 5 years	Total
Interest-bearing financial assets	64,731	96,711	52,205	178,597	252,197	644,441
Non interest-bearing financial assets	—	—	—	—	174,644	174,644
<b>Total financial assets</b>	<b>64,731</b>	<b>96,711</b>	<b>52,205</b>	<b>178,597</b>	<b>426,841</b>	<b>819,085</b>
Interest-bearing financial liabilities	131,671	154,611	52,562	94,468	44,617	477,929
Non interest-bearing financial liabilities	879	634	1,219	7,629	264,394	274,755
<b>Total financial liabilities</b>	<b>132,550</b>	<b>155,245</b>	<b>53,781</b>	<b>102,097</b>	<b>309,011</b>	<b>752,684</b>
Derivatives, cash inflow	—	502,724	185,363	373,691	167,094	1,228,872
Derivatives, cash outflow	—	522,850	184,338	365,760	166,886	1,239,834
<b>Net exposure</b>	<b>—</b>	<b>–20,126</b>	<b>1,025</b>	<b>7,931</b>	<b>208</b>	<b>–10,962</b>
<b>Exposure</b>	<b>–67,819</b>	<b>–78,660</b>	<b>–551</b>	<b>84,431</b>	<b>118,038</b>	<b>55,439</b>
<b>Cumulative exposure</b>	<b>–67,819</b>	<b>–146,479</b>	<b>–147,030</b>	<b>–62,599</b>	<b>55,439</b>	<b>—</b>

## G45

## Maturity analysis for assets and liabilities, cont.

31 Dec 2011, EURm <sup>1</sup>	Payable on demand	Maximum 3 months	3–12 months	1–5 years	More than 5 years	Total
Interest-bearing financial assets	40,862	118,224	50,660	180,789	234,269	624,804
Non interest-bearing financial assets	—	—	—	—	227,040	227,040
<b>Total financial assets</b>	<b>40,862</b>	<b>118,224</b>	<b>50,660</b>	<b>180,789</b>	<b>461,309</b>	<b>851,844</b>
Interest-bearing financial liabilities	125,697	172,991	37,260	83,343	46,046	465,337
Non interest-bearing financial liabilities	573	571	1,102	6,946	315,793	324,985
<b>Total financial liabilities</b>	<b>126,270</b>	<b>173,562</b>	<b>38,362</b>	<b>90,289</b>	<b>361,839</b>	<b>790,322</b>
Derivatives, cash inflow	—	472,043	237,136	258,547	80,731	1,048,457
Derivatives, cash outflow	—	498,215	232,090	241,188	75,374	1,046,867
<b>Net exposure</b>	<b>—</b>	<b>-26,172</b>	<b>5,046</b>	<b>17,359</b>	<b>5,357</b>	<b>1,590</b>
<b>Exposure</b>	<b>-85,408</b>	<b>-81,510</b>	<b>17,344</b>	<b>107,859</b>	<b>104,827</b>	<b>63,112</b>
<b>Cumulative exposure</b>	<b>-85,408</b>	<b>-166,918</b>	<b>-149,574</b>	<b>-41,715</b>	<b>63,112</b>	<b>—</b>

1) The figures have been restated to ensure consistency between the periods.

The table is based on contractual maturities for on balance sheet financial instruments. For derivatives, the expected cash inflows and outflows are combined for both derivative assets and derivative liabilities, as derivatives are managed on a net basis. In addition to the on balance sheet and derivative instruments, Nordea has credit commitments amounting

to EUR 84,914m (EUR 85,319m), which could be drawn on at any time. Nordea has also issued guarantees of EUR 18,844m (EUR 21,627m) which may lead to future cash outflows if certain events occur. For further information about remaining maturity, see also the section of Risk, Liquidity and Capital management.

## G46

## Related-party transactions

The information below is presented from a Nordea perspective, meaning that the information shows the effect from related party transactions on the Nordea figures.

EURm	Associated undertakings		Other related parties <sup>1</sup>	
	31 Dec 2012	31 Dec 2011	31 Dec 2012	31 Dec 2011
<b>Assets</b>				
Loans	342	275	0	12
Interest-bearing securities	11	14	—	—
Derivatives	304	246	—	—
Investments in associated undertakings	585	591	—	—
<b>Total assets</b>	<b>1,242</b>	<b>1,126</b>	<b>0</b>	<b>12</b>
<b>Liabilities</b>				
Deposits	165	71	47	44
Debt securities in issue	39	30	—	—
Derivatives	4	93	—	—
<b>Total liabilities</b>	<b>208</b>	<b>194</b>	<b>47</b>	<b>44</b>
<b>Off balance<sup>2</sup></b>	<b>9,997</b>	<b>10,519</b>	<b>—</b>	<b>—</b>

EURm	Associated undertakings		Other related parties <sup>1</sup>	
	2012	2011	2012	2011
Net interest income	6	7	0	0
Net fee and commission income	4	1	1	1
Net result from items at fair value	121	31	—	—
Other operating income	0	0	—	—
Total operating expenses	-11	-9	—	—
<b>Profit before loan losses</b>	<b>120</b>	<b>30</b>	<b>1</b>	<b>1</b>

**Compensation and loans to key management personnel**

Compensation and loans to key management personnel are specified in Note G7.

**Other related-party transactions**

Starting in March 2008 Nordea takes part in a guarantee consortium to support Norwegian Eksportfinans ASA in relation to its securities portfolio. Nordea owns 23% of the company with other owners being the Norwegian state and other Nordic banks. Nordea's share of the negative fair value of the contract as of the balance sheet date amounts to approx. EUR 7m. The agreement's expiring date corresponds with the maturity dates of the bonds included in the guarantee. The latest maturity is on 31 December 2023.

In 2009 Nordea entered into one transaction with a company under significant influence by a member of key management personnel, which is disclosed separately in this note due to the transaction's significance for the related company. The related company has a credit limit of EUR 26m, of which EUR 14m was utilised as of 31 December 2012. The latest maturity is 31 December 2013, with the possibility of yearly prolongation after a new credit review. Nordea has collateral in securities (shares) corresponding to 200 percent of the utilised credit limit. The transaction is made on the same criteria and terms as those for comparable transactions with companies of similar standing.

1) Shareholders with significant influence and close family members to key management personell in Nordea Group as well as companies significantly influenced by key management personnel or by close family members to key management personnel in Nordea Group are considered to be related parties to Nordea. Included in this group of related parties are Sampo Oyj and Aegon Asset Management. If transactions with related companies are made in Nordea's and the related companies' ordinary course of business and on the same criteria and terms as those for comparable transactions with companies of similar standing, and if they did not involve more than normal risktaking, the transactions are not included in the table.

2) Including nominal values on derivatives.

## G47

## Credit risk disclosures

Credit risk management and credit risk analysis is described in the Risk, Liquidity and Capital management section of the Board of Directors' Report. Additional information on credit risk is also disclosed in the Capital and Risk management Report (Pillar III) 2012, which is available on [www.nordea.com](http://www.nordea.com). Much of the information in this note is collected from the Pillar III report in order to fulfil the disclosure requirement regarding credit risk in the Annual report.

The Pillar III report contains the disclosures required by the Capital Requirements Directive (CRD), which is based on the Basel II framework. The Pillar III disclosure is aligned to how Nordea manages credit risk and is believed to be the best way to explain the credit risk exposures in Nordea. Credit risk exposures occur in different forms and are divided into the following types:

Exposure types, EURm	31 Dec 2012	31 Dec 2011
On-balance sheet items	428,192	419,603
Off-balance sheet items	47,966	51,719
Securities financing	2,170	2,084
Derivatives	34,263	42,959
<b>Exposure At Default (EAD)</b>	<b>512,591</b>	<b>516,365</b>

Tables presented in this note, containing exposure, are presented as Exposure At Default (EAD). EAD is the exposure after applying credit conversion factors (CCF).

#### Link between credit risk exposure and the balance sheet

This section discloses the link between the loan portfolio as defined by accounting standards and exposure as defined the CRD. The main differences are outlined in this section to illustrate the link between the different reporting methods. Original exposure is the exposure before taking into account substitution effects stemming from credit risk mitigation, credit conversion factors (CCFs) for off-balance sheet exposure and allowances within the standardised approach. In this note, however, exposure is defined as exposure at default (EAD) for IRB exposure and exposure value for standardised exposure, unless otherwise stated. In accordance with the CRD, credit risk exposure presented in this note is divided between exposure classes where each exposure class is divided into exposure types as follows:

- On-balance sheet items
- Off-balance sheet items (e.g. guarantees and unutilised amounts of credit facilities)
- Securities financing (e.g. reversed repurchase agreements and securities lending)
- Derivatives

Items presented in other parts of the Annual Report, are divided as follows (in accordance with the accounting standards):

- On-balance sheet items (e.g. loans to central banks and credit institutions, loans to the public, reversed repurchase agreements, positive fair value for derivatives and interest-bearing securities)
- Off-balance sheet items (e.g. guarantees and unutilised lines of credit)

The table below shows the link between the CRD credit risk exposure and items presented in the Annual Report.

#### On-balance sheet items

The following items have been excluded from the balance sheet, when calculating on-balance exposure in accordance with the CRD:

- Market risk related items in the trading book, such as certain interest-bearing securities and pledged instruments.
- Repos, derivatives and securities lending. These transactions are either included in the calculation of market risk in the trading book or reported as separate exposure types (derivatives or securities financing).
- Life insurance operations, (due to solvency regulation).
- Other, mainly allowances, intangible assets and deferred tax assets.

#### Off-balance sheet items

The following off-balance sheet items specified in the Annual Report are excluded when off-balance exposure is calculated in accordance with the CRD:

- Life insurance operations (due to solvency regulation).
- Assets pledged as security for own liabilities and Other assets pledged (apart from leasing). These transactions are reported as, securities financing. (i.e. a separate exposure type)
- Derivatives

#### Derivatives and securities financing

Derivatives can be both on-balance sheet (i.e. positive fair value) and off-balance (i.e. nominal amounts) in accordance with accounting standards. However, in the CRD, the derivatives and securities financing are reported as separate exposure types. Also, repurchase agreements and securities lending/borrowing transactions are on the balance sheet calculated based on nominal value. In the CRD calculations these exposure types are determined net of the collateral value.

G47

## Credit risk disclosures, cont.

## On-balance sheet items

	Original exposure	Items related to market risk	Repos, derivatives, securities lending	Life insurance operations	Other	Balance sheet
<b>31 Dec 2012, EURm</b>						
Cash and balances with central banks	36,059	—	—	1	—	36,060
Interest-bearing securities and pledged instruments	57,109	22,680	—	23,120	—	102,909
Loans to credit institutions and central banks	10,431	—	8,146	2	-5	18,574
Loans to the public	318,029	4,502	26,178	571	-3,029	346,251
Derivatives <sup>1</sup>	—	—	118,660	129	—	118,789
Intangible assets	—	—	—	332	3,093	3,425
Other assets and prepaid expenses	7,185	20,067	55	23,480	625	51,412
<b>Total assets</b>	<b>428,813</b>	<b>47,249</b>	<b>153,039</b>	<b>47,635</b>	<b>684</b>	<b>677,420</b>
<b>Exposure at default<sup>2</sup></b>	<b>428,192</b>					

1) Derivatives are included in banking and trading books, but not at book values. Counterparty risk in trading derivatives are included in the credit risk.

2) The on-balance exposure have a CCF of 100% but can still have a lower EAD due to provisions in the standardised approach, that are deducted from the original exposure when calculating EAD.

	Original exposure	Items related to market risk	Repos, derivatives, securities lending	Life insurance operations	Other	Balance sheet
<b>31 Dec 2011, EURm</b>						
Cash and balances with central banks	3,764	—	—	1	—	3,765
Interest-bearing securities and pledged instruments	51,308	26,019	—	23,419	—	100,746
Loans to credit institutions and central banks	45,789	—	5,513	—	563	51,865
Loans to the public	312,288	—	26,784	878	-2,747	337,203
Derivatives <sup>1</sup>	—	—	171,929	14	—	171,943
Intangible assets	—	—	—	335	2,986	3,321
Other assets and prepaid expenses	6,693	20,122	30	20,073	443	47,361
<b>Total assets</b>	<b>419,842</b>	<b>46,141</b>	<b>204,256</b>	<b>44,720</b>	<b>1,245</b>	<b>716,204</b>
<b>Exposure at default<sup>2</sup></b>	<b>419,603</b>					

1) Derivatives are included in banking and trading books, but not at book values. Counterparty risk in trading derivatives are included in the credit risk.

2) The on-balance exposure have a CCF of 100% but can still have a lower EAD due to provisions in the standardised approach, that are deducted from the original exposure when calculating EAD.

## Off-balance sheet items

	Credit risk in Basel II calculation	Life insurance operations	Included in derivatives and securities financing	Off-balance sheet
<b>31 Dec 2012, EURm</b>				
Contingent liabilities	21,106	51	0	21,157
Commitments	85,507	661	40	86,208
<b>Total</b>	<b>106,613</b>	<b>712</b>	<b>40</b>	<b>107,365</b>

	Credit risk in Basel II calculation	Items not included in accounts	Original exposure	Average conversion factor	Exposure at default EAD
<b>31 Dec 2012, EURm</b>					
Credit facilities	52,925	85	53,009	48%	25,525
Checking accounts	20,540	4,198	24,738	22%	5,540
Loan commitments	11,704	2,722	14,426	32%	4,589
Guarantees	20,024	1	20,025	60%	11,925
Other	1,420	20	1,440	27%	387
<b>Total</b>	<b>106,613</b>	<b>7,026</b>	<b>113,638</b>		<b>47,966</b>

## G47

## Credit risk disclosures, cont.

31 Dec 2011, EURm	Credit risk in Basel II calculation	Life insurance operations	Included in derivatives and securities financing	Off-balance sheet
Contingent liabilities	24,292	176	—	24,468
Commitments	85,773	201	996	86,970
<b>Total</b>	<b>110,065</b>	<b>377</b>	<b>996</b>	<b>111,438</b>

31 Dec 2011, EURm	Credit risk in Basel II calculation	Items not included in accounts	Original exposure	Average conversion factor	Exposure at default EAD
Credit facilities	47,600	5,557	53,157	48%	25,343
Checking accounts	25,038	—	25,038	23%	5,636
Loan commitments	13,112	1,674	14,786	41%	6,085
Guarantees	23,114	1	23,115	62%	14,315
Other	1,201	—	1,201	28%	340
<b>Total</b>	<b>110,065</b>	<b>7,232</b>	<b>117,297</b>		<b>51,719</b>

As of year-end 2012, 78% of the total credit risk exposure was calculated using the IRB approach. The main part of the exposure is within the IRB corporate and IRB retail portfolios. During 2012, a slight decrease was seen on total exposure level primarily due to decrease of the corporate and institutions portfolios. The largest shift in total exposures is related

to on-balance sheet exposures in the corporate portfolio, which carried a risk weight of 100% before the rollout to the IRB approach. Therefore the largest decrease in RWA is related to the corporate portfolio in the standardise portfolio. Derivative exposures, especially within the institutions portfolio, significantly decreased during the year.

## Exposure classes split by exposure type

31 Dec 2012, EURm	On-balance sheet items	Off-balance sheet items	Securities financing	Derivatives	Total exposure
Government, local authorities and central banks	73,757	2,041	108	3,851	79,757
Institutions	42,084	1,748	1,388	20,417	65,637
Corporate	138,959	35,088	672	9,639	184,358
Retail	159,032	9,052	2	77	168,163
Other	14,360	37	0	279	14,676
<b>Total exposure</b>	<b>428,192</b>	<b>47,966</b>	<b>2,170</b>	<b>34,263</b>	<b>512,591</b>

31 Dec 2011, EURm	On-balance sheet items	Off-balance sheet items	Securities financing	Derivatives	Total exposure
Government, local authorities and central banks	72,815	1,866	227	2,727	77,635
Institutions	42,209	1,990	1,159	28,338	73,696
Corporate	138,686	37,005	688	11,531	187,910
Retail	155,261	10,841	—	121	166,223
Other	10,632	17	10	242	10,901
<b>Total exposure</b>	<b>419,603</b>	<b>51,719</b>	<b>2,084</b>	<b>42,959</b>	<b>516,365</b>

Nordea is geographically well diversified as no market accounts for more than 26% of the total exposure. The exposure in Sweden and Finland represents 25% and 26% of the total exposure in the Group respectively, while Denmark accounts for 22% and Norway 16%.

The increase in corporate IRB exposures is mainly referable to International Units and the Baltic countries where some exposures moved from the standardised approach to the IRB approach. The increase in the IRB retail portfolio was largely due to increased lending to the Nordic countries.

In Finland, the decrease in the IRB portfolio is attributable to lower institution and corporate exposures. For institutions the decrease is a result of decreased derivative exposures. In all other countries the total IRB exposures increased compared to previous year.

In the table below, exposure is split by geography areas, based on where the exposure is booked and does not take the internal guarantees between the parent company and its group undertakings into account.

G47

## Credit risk disclosures, cont.

## Exposure split by geography and exposure classes

31 Dec 2012, EURm	Nordic countries	– of which Denmark	– of which Finland	– of which Norway	– of which Sweden	Baltic countries	Poland	Russia	Other	Total
Government, local authorities and central banks	59,147	13,304	27,483	5,245	13,115	986	1,816	464	17,344	79,757
Institutions	61,529	6,382	30,282	7,899	16,966	83	1,152	200	2,673	65,637
Corporate	160,002	38,579	39,148	36,926	45,349	5,814	2,040	4,614	11,888	184,358
Retail	167,088	52,103	35,219	32,094	47,672	766	179	46	84	168,163
Other	6,971	1,853	1,636	525	2,957	2,227	4,272	716	490	14,676
<b>Total exposure</b>	<b>454,737</b>	<b>112,221</b>	<b>133,768</b>	<b>82,689</b>	<b>126,059</b>	<b>9,876</b>	<b>9,459</b>	<b>6,040</b>	<b>32,479</b>	<b>512,591</b>

31 Dec 2011, EURm	Nordic countries	– of which Denmark	– of which Finland	– of which Norway	– of which Sweden	Baltic countries	Poland	Russia	Other	Total
Government, local authorities and central banks	62,874	12,094	32,515	5,693	12,572	833	1,798	607	11,523	77,635
Institutions	69,297	5,890	36,979	6,698	19,730	240	924	117	3,118	73,696
Corporate	165,040	39,378	44,263	36,182	45,217	4,466	1,831	4,603	11,970	187,910
Retail	161,018	51,231	34,541	30,783	44,463	1,025	4,060	49	71	166,223
Other	6,326	1,690	1,551	379	2,706	2,470	298	1,174	633	10,901
<b>Total exposure</b>	<b>464,555</b>	<b>110,283</b>	<b>149,849</b>	<b>79,735</b>	<b>124,688</b>	<b>9,034</b>	<b>8,911</b>	<b>6,550</b>	<b>27,315</b>	<b>516,365</b>

In the table below, the total exposure is split by industry. The industry breakdown follows the Global Industries Classification Standard (GICS) and is based on NACE codes (i.e. statistical classification of economic activities in the European community).

The IRB corporate portfolio is well diversified between industries. The real estate management and investment sector is the largest sector which together with other financial institutions

are the only sectors that account for more than 5% of the total exposure of EUR 513bn. During the year, the exposure class IRB institution increased exposures to other financial institutions and decreased exposures to banks. The largest relative decrease is found within the industry telecommunication equipment while the highest relative increase showed up within IT software, hardware and services. The largest nominal increase and decrease appeared in retail mortgage and banks respectively.

## Exposure split by industry group

EURm	31 Dec 2012	31 Dec 2011
Retail mortgage	137,828	127,488
Other retail	34,671	39,111
Central and local governments	37,312	36,141
Banks	85,062	94,411
Construction and engineering	5,863	5,893
Consumer durables (cars, appliances etc)	5,385	5,651
Consumer staples (food, agriculture etc)	14,124	12,621
Energy (oil, gas etc)	4,754	4,433
Health care and pharmaceuticals	2,412	2,635
Industrial capital goods	5,344	5,840
Industrial commercial services	16,692	19,636
IT software, hardware and services	1,944	1,598
Media and leisure	3,059	2,973
Metals and mining materials	1,111	1,289
Paper and forest materials	3,168	3,529
Real estate management and investment	46,461	45,036
Retail trade	13,308	13,617
Shipping and offshore	14,083	13,441
Telecommunication equipment	453	622
Telecommunication operators	2,002	2,080
Transportation	4,859	4,711
Utilities (distribution and production)	8,716	8,685
Other financial companies	35,927	35,804
Other materials (chemical, building materials etc)	7,150	7,613
Other	20,903	21,507
<b>Total exposure</b>	<b>512,591</b>	<b>516,365</b>

## G47

## Credit risk disclosures, cont.

The guarantees used as credit risk mitigation are to a large extent issued by central and regional governments in the Nordic countries. Banks and insurance companies are also important guarantors of credit risk. Only eligible providers of guarantees and credit derivatives can be recognised in the standardised and IRB approach for credit risk. All central governments, regional governments and institutions are eligible as well as some multinational development banks and international organisations. Guarantees issued by corporate entities can only be taken into account if their rating corre-

sponds to A– (S&P's rating scale) or better.

Central governments and municipalities guarantee approximately 83% of the total guaranteed exposure. Exposure guaranteed by these guarantors has an average risk weight of 0%. 6% of the guarantors are IRB institutions, of which 100% have a rating of 5 or higher. IRB corporate accounts for 11% of the guarantors, where 100% have a guarantor with a rating of 5 or higher. Credit derivatives are only used as credit risk protection to a very limited extent since the credit portfolio is considered to be well diversified.

## Exposure secured by collaterals, guarantees and credit derivatives

	Original exposure	EAD	– of which secured by guarantees and credit derivatives	– of which secured by collateral
<b>31 Dec 2012, EURm</b>				
Government, local authorities and central banks	77,423	79,757	437	1
Institutions	67,552	65,637	427	7,642
Corporate	238,863	184,358	8,471	64,608
Retail	179,828	168,163	3,017	130,955
Other	15,410	14,676	2	7,353
<b>Total exposure</b>	<b>579,076</b>	<b>512,591</b>	<b>12,354</b>	<b>210,559</b>

	Original exposure	EAD	– of which secured by guarantees and credit derivatives	– of which secured by collateral
<b>31 Dec 2011, EURm</b>				
Government, local authorities and central banks	74,474	77,635	290	2
Institutions	76,428	73,696	532	6,387
Corporate	242,455	187,910	7,812	58,473
Retail	177,118	166,223	3,062	124,971
Other	11,709	10,901	2	3,473
<b>Total exposure</b>	<b>582,184</b>	<b>516,365</b>	<b>11,698</b>	<b>193,306</b>

The table below presents the distribution of collateral used in the capital adequacy calculation process. The table shows real estate to be the major part of the eligible collateral items in relative terms. Financial collateral saw the largest relative increase. Commercial real estate and other physical collateral also increased during the year while residential real estate and receivables

decreased somewhat in relative terms. Real estate is commonly used as collateral for credit risk mitigation purposes. There is no certain concentration of real estate collateral to any region within the Nordic and Baltic countries. Other physical collateral consist mainly of ships.

## Collateral distribution

	31 Dec 2012	31 Dec 2011
Financial Collateral	4.7%	4.1%
Receivables	1.2%	1.2%
Residential Real Estate	70.7%	71.5%
Commercial Real Estate	17.5%	17.3%
Other Physical Collateral	6.0%	5.9%

## G47

## Credit risk disclosures, cont.

A common way to analyse the value of the collateral is to measure the loan to value (LTV) ratio, i.e. the credit extended divided by the market value of the collateral pledged. In the table below, the retail mortgage exposures are distributed by

LTV range up to the top LTV bucket based on the LTV ratio. In 2012, the retail mortgage exposure increased in the LTV buckets representing LTV below 50%.

## Loan-to-value distribution

Retail mortgage exposure	31 Dec 2012		31 Dec 2011 <sup>1</sup>	
	EURbn	%	EURbn	%
<50%	97.4	77	92.0	77
50–70%	20.7	16	19.5	16
70–80%	5.6	4	5.3	4
80–90%	2.3	2	2.2	2
>90%	1.2	1	1.2	1
<b>Total</b>	<b>127.2</b>	<b>100</b>	<b>120.1</b>	<b>100</b>

1) During 2012, Nordea changed method for calculation LTV. This was done in order to obtain a consistent method across the group. As a result, figures for 2011 above has been restated.

Nordea acts as an intermediary in the credit derivatives market, especially in Nordic names. Nordea also uses credit derivatives to hedge positions in corporate bonds and synthetic CDOs. When Nordea sells protection in a CDO transaction, it carries the risk of losses in the reference portfolio if a credit event occurs. When Nordea buys protection in a CDO transaction, any losses in the reference portfolio triggered by a credit event are carried by the seller of protection.

Credit derivatives transactions create risk in similar manner to other derivative transactions. Counterparties in these transactions are typically subject to a financial collateral agreement, where the exposure is covered daily by collateral placements. CDO valuations are subject to fair value adjustments for model risk. These fair value adjustments are recognised in the income statement.

Collateralised Debt Obligations (CDO) – Exposure<sup>1</sup>

Nominal, EURm	31 Dec 2012		31 Dec 2011	
	Bought protection	Sold protection	Bought protection	Sold protection
CDOs, gross	1,833	2,816	1,575	2,792
Hedged exposures	1,442	1,444	1,394	1,394
<b>CDOs, net<sup>2</sup></b>	<b>391<sup>3</sup></b>	<b>1,372<sup>3</sup></b>	<b>181<sup>3</sup></b>	<b>1,398<sup>4</sup></b>
– of which Equity	53	361	114	385
– of which Mezzanine	80	386	65	400
– of which Senior	258	625	2	613

1) First-to-Default swaps are not classified as CDOs and are therefore not included in the table. Net bought protection amounts to EUR 214m (EUR 218m) and net sold protection to EUR 50m (EUR 53m). Both bought and sold protection are, to the predominant part, investment grade.

2) Net exposure disregards exposure where tranches are completely identical in terms of reference pool attachment, detachment, maturity and currency.

3) Of which investment grade EUR 207m (EUR 181m) and sub investment grade EUR 183m (EUR 0m).

4) Of which investment grade EUR 1,024m (EUR 1,279m) and sub investment grade EUR 150m (EUR 22m) and not rated EUR 220m (EUR 167m).

Restructured loans and receivables current year<sup>1</sup>

EURm	31 Dec 2012	31 Dec 2011
Loans before restructuring, carrying amount	13	81
Loans after restructuring, carrying amount	6	37

1) Loans classified as impaired that subsequently have improved and are not classified as impaired at the reporting date.

Assets taken over for protection of claims<sup>1</sup>

EURm	31 Dec 2012	31 Dec 2011
Current assets, carrying amount:		
Land and buildings	142	105
Shares and other participations	18	26
Other assets	5	6
<b>Total</b>	<b>165</b>	<b>137</b>

1) In accordance with Nordea's policy for taking over assets for protection of claims, which is in compliance with the local Banking Business Acts, wherever Nordea is located. Assets, used as collateral for the loan, are generally taken over when the customer is not able to fulfil its obligations to Nordea. The assets taken over are, at the latest, disposed when full recovery is reached.



**G47 Credit risk disclosures, cont.**

The table below shows loans past due 6 days or more that are not considered impaired split by corporate and household customers. Past due loans to corporate customers that are not considered impaired were at end of 2012 EUR 1,929 up from

EUR 1,443m one year ago, while past due loans for household customers stayed largely unchanged at EUR 1,773m (EUR 1,754m).

**Past due loans, excl. impaired loans**

EURm	31 Dec 2012		31 Dec 2011	
	Corporate customers	Household customers	Corporate customers	Household customers
6–30 days	1,157	1,168	920	991
31–60 days	358	315	186	329
61–90 days	80	137	114	127
>90 days	334	153	222	306
<b>Total</b>	<b>1,929</b>	<b>1,773</b>	<b>1,442</b>	<b>1,753</b>
Past due not impaired loans divided by loans to the public after allowances, %	1.06	1.12	0.85	1.25

The distribution of loans to corporate by size of loans, seen in the table below, shows a high degree of diversification where

approximately 69% (67%) of the corporate volume represents loans up to EUR 50m per customer.

**Loans to corporate customers, by size of loan**

Size in EURm	31 Dec 2012		31 Dec 2011	
	Loans EURbn	%	Loans EURbn	%
0–10	78.9	43	75.6	42
10–50	46.2	25	44.9	25
50–100	21.8	12	21.6	12
100–250	25.1	14	24.0	13
250–500	8.8	5	13.2	7
500–	2.0	1	1.9	1
<b>Total</b>	<b>182.8</b>	<b>100</b>	<b>181.2</b>	<b>100</b>

**Interest-bearing securities and Treasury bills**

EURm	31 Dec 2012			31 Dec 2011		
	At fair value	At amortised cost	Total	At fair value	At amortised cost	Total
State and sovereigns	20,547	280	20,827	22,165	343	22,508
Municipalities and other public bodies	5,192	802	5,994	5,217	431	5,648
Mortgage institutions	33,061	1,815	34,876	27,362	2,669	30,031
Other credit institutions	21,719	3,815	25,534	20,110	4,458	24,568
Corporates	4,280	540	4,820	5,350	392	5,742
Corporates, sub-investment grade	794	—	794	784	—	784
Other	2,094	—	2,094	3,092	—	3,092
<b>Total</b>	<b>87,687</b>	<b>7,252</b>	<b>94,939</b>	<b>84,080</b>	<b>8,293</b>	<b>92,373</b>

# Income statement, Parent company

EURm	Note	2012	2011
<b>Operating income</b>			
Interest income		2,656	2,626
Interest expense		-1,932	-1,946
<b>Net interest income</b>	P3	<b>724</b>	<b>680</b>
Fee and commission income		853	777
Fee and commission expense		-230	-217
<b>Net fee and commission income</b>	P4	<b>623</b>	<b>560</b>
Net result from items at fair value	P5	189	234
Dividends	P6	3,554	1,534
Other operating income	P7	501	122
<b>Total operating income</b>		<b>5,591</b>	<b>3,130</b>
<b>Operating expenses</b>			
General administrative expenses:			
Staff costs	P8	-938	-823
Other expenses	P9	-842	-561
Depreciation, amortisation and impairment charges of tangible and intangible assets	P10, P23, P24	-105	-112
<b>Total operating expenses</b>		<b>-1,885</b>	<b>-1,496</b>
<b>Profit before loan losses</b>		<b>3,706</b>	<b>1,634</b>
Net loan losses	P11	-19	-20
Impairment of securities held as financial non-current assets	P21	-15	-9
<b>Operating profit</b>		<b>3,672</b>	<b>1,605</b>
Appropriations	P12	-103	1
Income tax expense	P13	-95	-114
<b>Net profit for the year</b>		<b>3,474</b>	<b>1,492</b>

# Statement of comprehensive income, Parent company

EURm	2012	2011
<b>Net profit for the year</b>	<b>3,474</b>	<b>1,492</b>
<b>Items that may be reclassified subsequently to the income statement</b>		
Available-for-sale investments: <sup>1</sup>		
Valuation gains/losses during the year	30	8
Tax on valuation gains/losses during the year	-6	-2
Cash flow hedges:		
Valuation gains/losses during the year	179	-27
Tax on valuation gains/losses during the year	-48	7
Transferred to profit or loss for the year	-176	—
Tax on transfers to profit or loss for the year	46	—
<b>Other comprehensive income, net of tax</b>	<b>25</b>	<b>-14</b>
<b>Total comprehensive income</b>	<b>3,499</b>	<b>1,478</b>

1) Valuation gains/losses related to hedged risks under fair value hedge accounting accounted for directly in the income statement.

# Balance sheet, Parent company

EURm	Note	31 Dec 2012	31 Dec 2011
<b>Assets</b>			
Cash and balances with central banks		180	152
Treasury bills	P14	5,092	3,730
Loans to credit institutions	P15	68,006	59,379
Loans to the public	P15	36,214	36,421
Interest-bearing securities	P16	11,594	14,584
Financial instruments pledged as collateral	P17	104	1,237
Shares	P18	4,742	1,135
Derivatives	P19	5,852	4,339
Fair value changes of the hedged items in portfolio hedge of interest rate risk	P20	-1,157	-632
Investments in group undertakings	P21	17,659	16,713
Investments in associated undertakings	P22	8	5
Intangible assets	P23	670	658
Property and equipment	P24	121	81
Deferred tax assets	P13	19	26
Current tax assets	P13	41	12
Other assets	P25	1,713	2,262
Prepaid expenses and accrued income	P26	1,272	1,279
<b>Total assets</b>		<b>152,130</b>	<b>141,381</b>
<b>Liabilities</b>			
Deposits by credit institutions	P27	19,342	22,441
Deposits and borrowings from the public	P28	50,263	44,389
Debt securities in issue	P29	48,285	45,367
Derivatives	P19	4,166	3,014
Fair value changes of the hedged items in portfolio hedge of interest rate risk	P20	16	147
Current tax liabilities	P13	3	71
Other liabilities	P30	1,635	1,776
Accrued expenses and prepaid income	P31	1,468	851
Deferred tax liabilities	P13	8	2
Provisions	P32	148	90
Retirement benefit obligations	P33	182	153
Subordinated liabilities	P34	7,131	6,154
<b>Total liabilities</b>		<b>132,647</b>	<b>124,455</b>
<b>Untaxed reserves</b>	P35	<b>108</b>	<b>5</b>
<b>Equity</b>			
Share capital		4,050	4,047
Share premium reserve		1,080	1,080
Other reserves		12	-13
Retained earnings		14,233	11,807
<b>Total equity</b>		<b>19,375</b>	<b>16,921</b>
<b>Total liabilities and equity</b>		<b>152,130</b>	<b>141,381</b>
Assets pledged as security for own liabilities	P36	4,230	3,530
Other assets pledged	P37	6,225	7,264
Contingent liabilities	P38	86,292	24,720
Commitments	P39	26,270	25,098

# Statement of changes in equity, Parent company

EURm	Restricted equity	Unrestricted equity <sup>1</sup>				Total equity
		Share capital	Share premium reserve	Other reserves:		
			Cash flow hedges	Available-for-sale investments	Retained earnings	
<b>Balance at 1 Jan 2012</b>	<b>4,047</b>	<b>1,080</b>	<b>-20</b>	<b>7</b>	<b>11,807</b>	<b>16,921</b>
Net profit for the year	—	—	—	—	3,474	3,474
Available-for-sale investments:						
Valuation gains/losses during the year	—	—	—	30	—	30
Tax on valuation gains/losses during the year	—	—	—	-6	—	-6
Cash flow hedges:						
Valuation gains/losses during the year	—	—	179	—	—	179
Tax on valuation gains/losses during the year	—	—	-48	—	—	-48
Transferred to profit or loss for the year	—	—	-176	—	—	-176
Tax on transfers to profit or loss for the year	—	—	46	—	—	46
Other comprehensive income, net of tax	—	—	1	24	—	25
<b>Total comprehensive income</b>	<b>—</b>	<b>—</b>	<b>1</b>	<b>24</b>	<b>3,474</b>	<b>3,499</b>
Issued C-shares <sup>2</sup>	3	—	—	—	—	3
Repurchase of C-shares <sup>2</sup>	—	—	—	—	-3	-3
Share-based payments	—	—	—	—	13	13
Dividend for 2011	—	—	—	—	-1,048	-1,048
Repurchases of own shares	—	—	—	—	-10	-10
<b>Balance at 31 Dec 2012</b>	<b>4,050</b>	<b>1,080</b>	<b>-19</b>	<b>31</b>	<b>14,233</b>	<b>19,375</b>
<b>Balance at 1 Jan 2011</b>	<b>4,043</b>	<b>1,065</b>	<b>—</b>	<b>1</b>	<b>11,471</b>	<b>16,580</b>
Net profit for the year	—	—	—	—	1,492	1,492
Available-for-sale investments:						
Valuation gains/losses during the year	—	—	—	8	—	8
Tax on valuation gains/losses during the year	—	—	—	-2	—	-2
Cash flow hedges:						
Valuation gains/losses during the year	—	—	-27	—	—	-27
Tax on valuation gains/losses during the year	—	—	7	—	—	7
Other comprehensive income, net of tax	—	—	-20	6	—	-14
<b>Total comprehensive income</b>	<b>—</b>	<b>—</b>	<b>-20</b>	<b>6</b>	<b>1,492</b>	<b>1,478</b>
Issued C-shares <sup>2</sup>	4	—	—	—	—	4
Repurchase of C-shares <sup>2</sup>	—	—	—	—	-4	-4
Share-based payments	—	—	—	—	11	11
Dividend for 2010	—	—	—	—	-1,168	-1,168
Divestment of own shares	—	—	—	—	5	5
Other changes	—	15 <sup>3</sup>	—	—	—	15
<b>Balance at 31 Dec 2011</b>	<b>4,047</b>	<b>1,080</b>	<b>-20</b>	<b>7</b>	<b>11,807</b>	<b>16,921</b>

1) Apart from retained earnings, unrestricted equity consists of a free fund to the amount of EUR 2,762m (31 Dec 2011 EUR 2,762m).

2) Refers to the Long Term Incentive Programme (LTIP). LTIP 2012 was hedged by issuing 2,679,168 C-shares (LTIP 2011 4,730,000, the shares have been bought back and converted to ordinary shares. The total holding of own shares related to LTIP is 20.3 million (31 Dec 2011 18.2 million).

3) In connection to the rights issue in 2009 an assessment was made on the VAT Nordea would have to pay on the transaction costs. This assessment has been changed in 2011 based on new tax law.

Description of items in equity is included in Note G1 Accounting policies.

**Share capital**

	Quota value per share, EUR	Total number of shares	Share capital, EUR
<b>Balance at 1 Jan 2011</b>	<b>1.0</b>	<b>4,042,542,751</b>	<b>4,042,542,751</b>
New issue <sup>1</sup>	1.0	4,730,000	4,730,000
<b>Balance at 31 Dec 2011</b>	<b>1.0</b>	<b>4,047,272,751</b>	<b>4,047,272,751</b>
New issue <sup>1</sup>	1.0	2,679,168	2,679,168
<b>Balance at 31 Dec 2012</b>	<b>1.0</b>	<b>4,049,951,919</b>	<b>4,049,951,919</b>

1) Refers to the Long Term Incentive Programme (LTIP).

**Dividends per share**

Final dividends are not accounted for until they have been ratified at the Annual General Meeting (AGM). At the AGM on 14 March 2013, a dividend in respect of 2012 of EUR 0.34 per share (2011 actual dividend EUR 0.26 per share) amount-

ing to a total of EUR 1,370,092,365 (2011 actual: EUR 1,047,546,038) is to be proposed. The financial statements for the year ended 31 December 2012 do not reflect this resolution, which will be accounted for in equity as an appropriation of retained earnings in the year ending 31 December 2013.

# Cash flow statement, Parent company

EURm	2012	2011
<b>Operating activities</b>		
Operating profit	3,672	1,605
Adjustment for items not included in cash flow	48	-1,109
Income taxes paid	-180	-166
<b>Cash flow from operating activities before changes in operating assets and liabilities</b>	<b>3,540</b>	<b>330</b>
<b>Changes in operating assets</b>		
Change in treasury bills	-1,377	1,401
Change in loans to credit institutions	-9,001	-8,644
Change in loans to the public	164	-2,663
Change in interest-bearing securities	2,207	-1,301
Change in financial assets pledged as collateral	1,133	4,923
Change in shares	-3,615	-876
Change in derivatives, net	249	-283
Change in other assets	1,320	1,732
<b>Changes in operating liabilities</b>		
Change in deposits by credit institutions	-3,100	-6,202
Change in deposits and borrowings from the public	5,874	4,768
Change in debt securities in issue	2,918	11,943
Change in other liabilities	-165	-2,682
<b>Cash flow from operating activities</b>	<b>147</b>	<b>2,446</b>
<b>Investing activities</b>		
Shareholder's contributions to group undertakings	-935	—
Sale of business operations	—	2
Acquisition of associated undertakings	-3	-1
Acquisition of property and equipment	-64	-32
Sale of property and equipment	0	1
Acquisition of intangible assets	-95	-74
Sale of intangible assets	1	—
Net investments in debt securities, held to maturity	1,119	2,841
Purchase of other financial fixed assets	-335	-279
<b>Cash flow from investing activities</b>	<b>-312</b>	<b>2,458</b>
<b>Financing activities</b>		
Issued subordinated liabilities	1,495	957
Amortised subordinated liabilities	-618	-2,160
New share issue	3	19
Repurchase/divestment of own shares incl change in trading portfolio	-13	1
Dividend paid	-1,048	-1,168
<b>Cash flow from financing activities</b>	<b>-181</b>	<b>-2,351</b>
<b>Cash flow for the year</b>	<b>-346</b>	<b>2,553</b>
Cash and cash equivalents at the beginning of year	8,052	5,499
Translation difference	0	0
Cash and cash equivalents at the end of year	7,706	8,052
<b>Change</b>	<b>-346</b>	<b>2,553</b>

**Comments on the cash flow statement**

The cash flow statement has been prepared in accordance with IAS 7. The cash flow statement shows inflows and outflows of cash and cash equivalents during the year. Nordea's cash flow has been prepared in accordance with the indirect method, whereby operating profit is adjusted for effects of non-cash transactions such as depreciation and loan losses. The cash flows are classified by operating, investing and financing activities.

**Operating activities**

Operating activities are the principal revenue-producing activities and cash flows are mainly derived from the operating profit for the year with adjustment for items not included in cash flow and income taxes paid. Adjustment for non-cash items includes:

EURm	2012	2011
Depreciation	95	110
Impairment charges	25	11
Loan losses	42	41
Unrealised gains/losses	-563	-832
Capital gains/losses (net)	0	0
Change in accruals and provisions	690	-89
Anticipated dividends	-468	-1,055
Group contributions	-303	-355
Translation differences	-72	86
Change in fair value of the hedged items, assets/liabilities (net)	566	962
Other	36	12
<b>Total</b>	<b>48</b>	<b>-1,109</b>

Changes in operating assets and liabilities consist of assets and liabilities that are part of normal business activities, such as loans, deposits and debt securities in issue. Changes in derivatives are reported net.

Cash flow from operating activities includes interest payments received and interest expenses paid with the following amounts:

EURm	2012	2011
Interest payments received	2,823	2,502
Interest expenses paid	1,852	1,820

**Investing activities**

Investing activities include acquisitions and disposals of non-current assets, like property and equipment, intangible and financial assets.

**Financing activities**

Financing activities are activities that result in changes in equity and subordinated liabilities, such as new issues of shares, dividends and issued/amortised subordinated liabilities.

**Cash and cash equivalents**

The following items are included in Cash and cash equivalents:

EURm	31 Dec 2012	31 Dec 2011
Cash and balances with central banks	180	152
Loans to credit institutions, payable on demand	7,526	7,900
<b>Total</b>	<b>7,706</b>	<b>8,052</b>

Cash comprises legal tender and bank notes in foreign currencies. Balances with central banks consist of deposits in accounts with central banks and postal giro systems under government authority, where the following conditions are fulfilled;

- the central bank or the postal giro system is domiciled in the country where the institution is established
- the balance on the account is readily available any time.

Loans to credit institutions, payable on demand include liquid assets not represented by bonds or other interest-bearing securities.



# 5 year overview, Parent company

## Income statement

EURm	2012	2011	2010	2009	2008
Net interest income	724	680	584	666	523
Net fee and commission income	623	560	571	456	468
Net result from items at fair value	189	234	157	152	-13
Dividends	3,554	1,534	2,203	973	2,063
Other income	501	122	123	123	190
<b>Total operating income</b>	<b>5,591</b>	<b>3,130</b>	<b>3,638</b>	<b>2,370</b>	<b>3,231</b>
General administrative expenses:					
Staff costs	-938	-823	-745	-644	-676
Other expenses	-842	-561	-526	-443	-473
Depreciation, amortisation and impairment charges of tangible and intangible assets	-105	-112	-112	-106	-103
<b>Total operating expenses</b>	<b>-1,885</b>	<b>-1,496</b>	<b>-1,383</b>	<b>-1,193</b>	<b>-1,252</b>
<b>Profit before loan losses</b>	<b>3,706</b>	<b>1,634</b>	<b>2,255</b>	<b>1,177</b>	<b>1,979</b>
Net loan losses	-19	-20	-33	-165	-80
Impairment of securities held as financial non-current assets	-15	-9	-105	—	-26
<b>Operating profit</b>	<b>3,672</b>	<b>1,605</b>	<b>2,117</b>	<b>1,012</b>	<b>1,873</b>
Appropriations	-103	1	0	-3	4
Income tax expense	-95	-114	-115	-24	11
<b>Net profit for the year</b>	<b>3,474</b>	<b>1,492</b>	<b>2,002</b>	<b>985</b>	<b>1,888</b>

## Balance sheet

EURm	31 Dec 2012	31 Dec 2011	31 Dec 2010	31 Dec 2009	31 Dec 2008
Treasury bills and interest-bearing securities	16,686	18,314	20,706	20,675	12,178
Loans to credit institutions	68,006	59,379	48,151	43,501	43,855
Loans to the public	36,214	36,421	33,800	28,860	29,240
Investments in group undertakings	17,659	16,713	16,690	16,165	15,866
Other assets	13,565	10,554	14,458	9,125	11,895
<b>Total assets</b>	<b>152,130</b>	<b>141,381</b>	<b>133,805</b>	<b>118,326</b>	<b>113,034</b>
Deposits by credit institutions	19,342	22,441	28,644	30,187	34,713
Deposits and borrowings from the public	50,263	44,389	39,620	34,617	33,457
Debt securities in issue	48,285	45,367	33,424	22,119	17,949
Subordinated liabilities	7,131	6,154	7,135	6,605	6,829
Other liabilities/untaxed reserves	7,734	6,109	8,402	9,298	7,615
Equity	19,375	16,921	16,580	15,500	12,471
<b>Total liabilities and equity</b>	<b>152,130</b>	<b>141,381</b>	<b>133,805</b>	<b>118,326</b>	<b>113,034</b>

## P1

## Accounting policies

**Basis for presentation**

The financial statements for the parent company, Nordea Bank AB (publ), are prepared in accordance with the Swedish Annual Accounts Act for Credit Institutions and Securities Companies (1995:1559) and IFRS with the amendments and exceptions following the recommendation RFR 2 "Accounting for Legal Entities" issued by the Swedish Financial Reporting Board and the accounting regulations of the Swedish Financial Supervisory Authority (FFFS 2008:25, with amendments in FFS 2009:11 and 2011:54). Under RFR 2, the parent company shall apply all standards and interpretations issued by the IASB and IFRS IC to the extent possible within the framework of Swedish accounting legislation and considering the close tie between financial reporting and taxation. The recommendation sets out the exceptions and amendments compared to IFRS.

The Group's accounting policies described in Note G1 "Accounting policies" are applicable also for the parent company, considering also the information provided below.

**Changed accounting policies and presentation**

The accounting policies, basis for calculations and presentation are, in all material aspects, unchanged in comparison with the 2011 Annual Report, mainly apart from the categorisation of commissions within Note P4 "Net fee and commission income" and the definition of impaired loans in Note P15 "Loans and impairment". These changes are further described below.

More information on changes in IFRSs implemented in 2012, which have not had any significant impact on the parent company, as well as on forthcoming changes in IFRSs not yet implemented by Nordea, can be found in section 2 "Changed accounting policies and presentation" and section 3 "Changes in IFRSs not yet applied by Nordea" in Note G1 "Accounting policies". The conclusions within these sections are, where applicable, relevant also for the parent company.

**Definition of impaired loans**

The definition of impaired loans has been changed and the disclosure includes all loans that have, as a consequence of identified loss event, been written down either individually, for individually significant loans, or as part of a portfolio, for individually insignificant loans.

This definition of impaired loans provides more granular information of the loans actually impaired.

The income statement and balance sheet are unaffected by this change. The comparative figures have been restated accordingly and are disclosed in the below table.

EURm	31 Dec 2011	
	New policy	Old policy
Impaired loans	366	315
– Performing	245	254
– Non-performing	121	61

**Categorisation of commissions**

The categorisation of commission within "Net fee and commission income" has been improved by merging similar types of commissions. Commissions received for securities issues, corporate financial activities and issuer services were reclassified from "Payments" and "Other commission income" to the renamed lines "Brokerage, securities issues and corporate finance" and "Custody and issue services". This categorisation

better describes the types of commission recognised in the income statement. The comparable figures have been restated accordingly and are disclosed in the below table.

EURm	Jan–Dec 2011	
	New policy	Old policy
Brokerage, securities issues and corporate finance	116	104
Custody and issuer services	17	11
Payments	106	121
Other commissions income	42	45

**Accounting policies applicable for the parent company only****Investments in group undertakings and associated undertakings**

The parent company's investments in group undertakings and associated undertakings are recognised under the cost model. Impairment tests are performed according to IAS 36 "Impairment of Assets". At each balance sheet date, all shares in group undertakings and associated undertakings are reviewed for indications of impairment. If such indication exists, an analysis is performed to assess whether the carrying amount of each holding of shares is fully recoverable. The recoverable amount is the higher of fair value less costs to sell and the value in use. Any impairment charge is calculated as the difference between the carrying amount and the recoverable amount and is classified as "Impairment of securities held as financial non-current assets" in the income statement.

**Dividends**

Dividends paid to the shareholders of Nordea Bank AB (publ) are recorded as a liability following the approval of the Annual General Meeting.

Dividends paid by group undertakings to the parent company are anticipated if the parent alone can decide on the size of the dividend and if the formal decision has been made before the financial report is published. Dividends from group- and associated undertakings are recognised on the separate income line "Dividends".

**Differences compared to IFRS**

The accounting principles applied differ from IFRS mainly in the following aspects:

**Amortisation of goodwill**

Under IAS 38, goodwill and other intangible assets with indefinite useful lives are not amortised in the consolidated financial statements. In the parent company financial statements goodwill is amortised as any other intangible asset in accordance with the rules set out in the Swedish Annual Accounts Act for Credit Institutions and Securities Companies (1995:1559), i.e. normally over a period of five years unless, under exceptional circumstances, a longer amortisation period is justified.

**Functional currency**

The functional and presentation currency of Nordea Bank AB (publ) is EUR. All transactions in other currencies are converted to EUR in accordance with the policies disclosed in section 9 "Translation of assets and liabilities denominated in foreign currencies" in Note G1 "Accounting policies".

## P1 Accounting policies, cont.

### Pensions

The accounting principle for defined benefit obligations follows the Swedish rules (“Tryggandelagen”) and the regulations of the Swedish Financial Supervisory Authority as this is the condition for tax deductibility. The significant differences compared with IAS 19 consist of how the discount rate is determined, that the calculation of the defined benefit obligation is based on current salary level without assumptions about future salary increases and that all actuarial gains and losses are recognised in the income statement when they occur.

In Sweden, actuarial pension commitments are guaranteed by a pension foundation or recognised as a liability. No net defined benefit assets are recognised. The pension cost in the parent company, classified as “Staff cost” in the income statement, consists of changes in recognised pension provisions (including special wage tax) for active employees, pension

benefits paid, contributions made to or received from the pension foundation and related special wage tax.

### Group contributions

Group contributions paid to group undertakings are recognised as an increase in the value of investments in group undertakings, net of tax. Group contributions received from group undertakings are recognised as dividends. The possible tax effects on group contributions received are classified as “Income tax expense” in the income statement.

### Untaxed reserves

The parent company reports untaxed reserves, related to accelerated depreciation and tax allocation reserve under tax regulations. In the consolidated financial statements, untaxed reserves are split on the items “Retained earnings” and “Deferred tax liabilities” on the balance sheet.

## P2 Segment reporting

### Geographical information

	Sweden		Finland <sup>1</sup>		Norway <sup>1</sup>		Denmark <sup>1</sup>		Others <sup>1</sup>		Total	
	2012	2011	2012	2011	2012	2011	2012	2011	2012	2011	2012	2011
<b>EURm</b>												
Net interest income	724	680	—	—	—	—	—	—	—	—	724	680
Net fee and commission income	623	560	—	—	—	—	—	—	—	—	623	560
Net result from items at fair value	189	234	—	—	—	—	—	—	—	—	189	234
Dividends	368	421	3,142	1,018	8	29	7	7	29	59	3,554	1,534
Other Operating income	501	122	—	—	—	—	—	—	—	—	501	122
<b>Total operating income</b>	<b>2,405</b>	<b>2,017</b>	<b>3,142</b>	<b>1,018</b>	<b>8</b>	<b>29</b>	<b>7</b>	<b>7</b>	<b>29</b>	<b>59</b>	<b>5,591</b>	<b>3,130</b>

1) Regards dividends from group undertakings.

## P3 Net interest income

<b>EURm</b>	2012	2011
<b>Interest income</b>		
Loans to credit institutions	990	950
Loans to the public	1,203	1,164
Interest-bearing securities	405	460
Other interest income	58	52
<b>Interest income</b>	<b>2,656</b>	<b>2,626</b>
<b>Interest expense</b>		
Deposits by credit institutions	-172	-275
Deposits and borrowings from the public	-536	-549
Debt securities in issue	-1,027	-888
Subordinated liabilities	-328	-294
Other interest expenses <sup>1</sup>	131	60
<b>Interest expense</b>	<b>-1,932</b>	<b>-1,946</b>
<b>Net interest income</b>	<b>724</b>	<b>680</b>

1) The net interest income from derivatives, measured at fair value and related to Nordea’s funding. This can have both a positive and negative impact on other interest expense, for further information see Note G1.

Interest income from financial instruments not measured at fair value through profit and loss amounts to EUR 2,314m (EUR 2,260m). Interest expenses from financial instruments not measured at fair value through profit and loss amounts to EUR -2,089m (EUR -1,990m). Interest on impaired loans amounted to an insignificant portion of interest income.

**P4 Net fee and commission income**

EURm	2012	2011
Asset management commissions	90	90
Life insurance	8	10
Brokerage, securities issues and corporate finance	147	116
Custody and issuers services	14	17
Deposits	29	25
<b>Total savings related commissions</b>	<b>288</b>	<b>258</b>
Payments	111	106
Cards	224	202
<b>Total payment commissions</b>	<b>335</b>	<b>308</b>
Lending	137	133
Guarantees and documentary payment	68	36
<b>Total lending related commissions</b>	<b>205</b>	<b>169</b>
Other commission income	25	42
<b>Fee and commission income</b>	<b>853</b>	<b>777</b>
Savings and investments	-37	-32
Payments	-27	-35
Cards	-116	-102
State guarantee fees	-43	-42
Other commission expenses	-7	-6
<b>Fee and commission expense</b>	<b>-230</b>	<b>-217</b>
<b>Net fee and commission income</b>	<b>623</b>	<b>560</b>

Fee income, not included in determining the effective interest rate, from financial assets and liabilities not measured at fair value through profit or loss amounts to EUR 167m (EUR 158m).

Fee income, not included in determining the effective interest rate, from fiduciary activities that result in the holding or investing of assets on behalf of customers amount to EUR 245m (EUR 217m). The corresponding amount for fee expenses is EUR -37m (EUR -32m).

**P5 Net result from items at fair value**

EURm	2012	2011
Shares/participations and other share-related instruments	30	45
Interest-bearing securities and other interest-related instruments	87	98
Other financial instruments	41	-6
Foreign exchange gains/losses	31	97
<b>Total</b>	<b>189</b>	<b>234</b>

**Net result from categories of financial instruments**

EURm	2012	2011
Financial instruments designated at fair value through profit or loss	17	40
Financial instruments held for trading <sup>1</sup>	144	140
Financial instruments under fair value hedge accounting	-13	7
– of which net losses on hedging instruments	506	901
– of which net gains on hedged items	-519	-894
Financial assets measured at amortised cost	0	—
Financial liabilities measured at amortised cost	0	-8
Foreign exchange gains/losses excluding currency hedges	41	55
Other	0	—
<b>Total</b>	<b>189</b>	<b>234</b>

<sup>1</sup> Of which amortised deferred day one profits amounts to EUR 0m (EUR 0m).

**P6 Dividends**

EURm	2012	2011
<b>Dividends</b>		
Nordea Bank Finland Plc	3,125	1,000
Nordea Bank Norge ASA	—	29
Nordea Life Holding AB	18	26
Nordea Investment Management AB	47	40
Nordea Bank S.A Luxembourg	10	40
Nordea Investment Funds Company I SA	19	19
Nordea Investment Funds Company Finland Ltd	17	18
Nordea Ejendomsinvestering A/S	7	7
Nordea Fondene Norge AS	8	0
<b>Group Contributions</b>		
Nordea Hypotek AB	208	302
Nordea Fonder AB	2	28
Nordea Finans AB	93	25
Nordic Baltic Holding AB	0	0
<b>Total</b>	<b>3,554</b>	<b>1,534</b>

**P7 Other operating income**

EURm	2012	2011
Divestment of shares	—	3
Remuneration from group undertakings	439	52
Other	62	67
<b>Total</b>	<b>501</b>	<b>122</b>

**P8**
**Staff costs**

EURm	2012	2011
Salaries and remuneration (specification below) <sup>1</sup>	-590	-498
Pension costs (specification below)	-144	-110
Social security contributions	-194	-186
Other staff costs	-10	-29
<b>Total</b>	<b>-938</b>	<b>-823</b>

**Salaries and remuneration**

To executives <sup>2</sup>		
– Fixed compensation and benefits	-6	-6
– Performance-related compensation	-3	-2
– Allocation to profitsharing	0	0
<b>Total</b>	<b>-9</b>	<b>-8</b>
To other employees	-581	-490
<b>Total</b>	<b>-590</b>	<b>-498</b>

1) Allocation to profit-sharing foundation 2012 EUR 20m (EUR 4m) consists of a new allocation of EUR 18m (EUR 7m) and an allocation related to prior year of EUR 2m (EUR -3m).

2) Executives include the Board of Directors (including deputies), CEO, deputy CEO, executive vice presidents and Group Executive Management in the parent company. Former board members (including deputies), CEOs, deputy CEOs, managing directors and executive vice presidents, are included. Executives amounts to 17 (19) positions.

EURm	2012	2011
<b>Pension costs<sup>1</sup></b>		
Defined benefit plans	-90	-67
Defined contribution plans	-54	-43
<b>Total</b>	<b>-144</b>	<b>-110</b>

1) Pension costs for executives, see Note G7.

**Additional disclosures on remuneration under Swedish FSA regulations and general guidelines**

The qualitative disclosures under these regulations can be found in the separate section on remuneration in the Board of Directors' Report, while the quantitative disclosures will be published in a separate report on Nordea's homepage (www.nordea.com) one week before the Annual General Meeting on 14 March 2013.

**Compensation to key management personnel**

Salaries and remuneration to the Board of Directors, CEO and Group Executive Management, see Note G7.

**Loans to key management personnel**

Loans to key management personnel amounts to EUR 0m (EUR 0m). Interest income on these loans amounts to EUR 0m (EUR 0m). For information about loan conditions, see Note G7.

**Long Term Incentive Programmes**

Participation in the Long Term Incentive Programmes (LTIPs) requires that the participants take direct ownership by investing in Nordea shares. For more information about conditions and requirements, see Note G7.

For information on number of outstanding conditional rights in the LTIPs, see Note G7. All rights in the LTIPs, both to employees in the parent company as well as to employees in group undertakings, are issued by Nordea Bank AB (publ).

The expenses in below table regards only employees in Nordea Bank AB (publ).

**Expenses for equity-settled share-based payment programmes<sup>1</sup>**

EURm	LTIP 2012	LTIP 2011	LTIP 2010	LTIP 2009	LTIP 2008
Expected expense for the whole programme	-8	-8	-4	-4	-3
Maximum expense for the whole programme	-13	-10	-7	-4	-3
Total expense during 2012	-2	-3	-1	—	—
Total expense during 2011	—	-1	-1	-1	—

1) All amounts excluding social security contribution.

When calculating the expected expense an expected annual employee turnover of 5% has been used in LTIP 2010, LTIP 2011 and LTIP 2012. The expected expense is recognised over the vesting period of 36 months (LTIP 2010, 2011 and 2012) and 24 months (LTIP 2009 and 2008).

**Cash-settled share-based payment transaction**

Nordea operates share-linked deferrals on parts of variable compensation for certain employee categories, indexed with Nordea Total Shareholder Returns (TSR) and either vesting after three years or vesting in equal instalments over a three to five year period. Since 2011 Nordea also operates TSR-linked retention on part of variable compensation for certain employee categories. The below table only includes deferred amounts indexed with Nordea TSR. Nordea also operates deferrals not being TSR-linked, which are not included in the table below. Further information regarding all deferred amounts can be found in the separate report on remuneration published on Nordea's homepage (www.nordea.com).

EURm	2012	2011
Deferred TSR-linked compensation at beginning of the year	1	2
Accrued deferred/retained TSR-linked compensation during the year	1	0
TSR indexation during the year	0	0
Payments during the year <sup>1</sup>	0	-1
Translation differences	0	0
<b>Deferred TSR-linked compensation at end of year<sup>2</sup></b>	<b>2</b>	<b>1</b>

1) There have been no adjustments due to forfeitures in 2012.

2) Of which EUR 1m is available for disposal by the employees in 2013. Due to that the allocation of variable compensation is not finally decided during the current year, the deferred amount during the year relates to variable compensation earned the previous year.

**Average number of employees**

	Total		Men		Women	
	2012	2011	2012	2011	2012	2011
<b>Full-time equivalents</b>						
Sweden	6,601	7,023	2,910	3,071	3,691	3,952
Other countries	1,203	202	737	92	466	110
<b>Total average</b>	<b>7,804</b>	<b>7,225</b>	<b>3,647</b>	<b>3,163</b>	<b>4,157</b>	<b>4,062</b>

**Gender distribution, executives**

Per cent	31 Dec 2012	31 Dec 2011
<b>Nordea Bank AB (publ)</b>		
Board of Directors – Men	67	62
Board of Directors – Women	33	38
Other executives – Men	88	88
Other executives – Women	12	12

## P9 Other expenses

EURm	2012	2011
Information technology	-500	-220
Marketing and representaion	-33	-33
Postage, transportation, telephone and office expenses	-69	-70
Rents, premises and real estate	-114	-116
Other <sup>1</sup>	-126	-122
<b>Total</b>	<b>-842</b>	<b>-561</b>

1) Including fees and remuneration to auditors distributed as follows.

### Auditors' fee

EURm	2012	2011
<b>KPMG</b>		
Auditing assignments	-2	-2
Audit-related services	-1	0
Tax advisory services	0	0
Other assignments	-1	-4
<b>Total</b>	<b>-4</b>	<b>-6</b>

## P10 Depreciation, amortisation and impairment charges of tangible and intangible assets

EURm	2012	2011
<b>Depreciation/amortisation</b>		
<b>Property and equipment (Note P24)</b>		
Equipment	-22	-24
Buildings	0	0
<b>Intangible assets (Note P23)</b>		
Goodwill	-49	-69
Computer software	-20	-12
Other intangible assets	-4	-5
<b>Total</b>	<b>-95</b>	<b>-110</b>

### Impairment charges

<b>Intangible assets (Note P23)</b>		
Computer software	-10	-2
<b>Total</b>	<b>-10</b>	<b>-2</b>
<b>Total</b>	<b>-105</b>	<b>-112</b>

## P11 Net loan losses

EURm	2012	2011
<b>Divided by class</b>		
Loans to credit institutions	-1	1
– of which provisions	-5	—
– of which write-offs	0	-4
– of which allowances used for covering write-offs	0	4
– of which reversals	4	1
Loans to the public	-15	-26
– of which provisions	-69	-75
– of which write-offs	-65	-63
– of which allowances used for covering write-offs	27	35
– of which reversals	69	56
– of which recoveries	23	21
Off-balance sheet items <sup>1</sup>	-3	5
– of which provisions	-5	-1
– of which reversals	2	6
<b>Total</b>	<b>-19</b>	<b>-20</b>

### Specification

Changes of allowance accounts on the balance sheet	-4	-13
– of which Loans, individually assessed <sup>2</sup>	-14	-27
– of which Loans, collectively assessed <sup>2</sup>	13	9
– of which Off-balance sheet items, individually assessed <sup>1</sup>	0	1
– of which Off-balance sheet items, collectively assessed <sup>1</sup>	-3	4
Changes directly recognised in the income statement	-15	-7
– of which realised loan losses, individually assessed	-38	-28
– of which realised recoveries, individually assessed	23	21
<b>Total</b>	<b>-19</b>	<b>-20</b>

1) Included in Note P32 Provisions as "Transfer risk, off-balance", "Guarantees".

2) Included in Note P15 Loans and impairment.

### Key ratios

	2012	2011
Loan loss ratio, basis points	5	6
– of which individual	8	10
– of which collective	-3	-4

## P12 Appropriations

EURm	2012	2011
Change in tax allocation reserve	-103	—
Change in depreciation in excess of plan, equipment	0	1
<b>Total</b>	<b>-103</b>	<b>1</b>

## P13 Taxes

### Income tax expense

EURm	2012	2011
Current tax <sup>1</sup>	-88	-125
Deferred tax	-7	11
<b>Total</b>	<b>-95</b>	<b>-114</b>

1) Of which relating to prior years — 16

The tax on the operating profit differs from the theoretical amount that would arise using the tax rate in Sweden as follows:

EURm	2012	2011
Profit before tax	3,569	1,606
Tax calculated at a tax rate of 26.3%	-939	-422
Tax-exempt income	872	314
Non-deductible expenses	-26	-22
Adjustments relating to prior years	—	16
Change of tax rate <sup>1</sup>	-2	—
<b>Tax charge</b>	<b>-95</b>	<b>-114</b>
Average effective tax rate	3%	7%

1) Due to change of corporate tax rate from 26.3% to 22.0%.

### Deferred tax

EURm	Deferred tax assets		Deferred tax liabilities	
	2012	2011	2012	2011
<b>Deferred tax related to:</b>				
Derivatives	5	7	8	2
Retirement benefit obligations	8	7	—	—
Liabilities/provisions	6	12	0	0
<b>Total</b>	<b>19</b>	<b>26</b>	<b>8</b>	<b>2</b>

– of which expected to be settled after more than 1 year 14 8 0 0

EURm	2012	2011
<b>Movements in deferred tax assets/liabilities, net:</b>		
Amount at beginning of year (net)	24	8
Deferred tax relating to items recognised in Other comprehensive income	-8	5
Acquisitions and others	2	—
Deferred tax in the income statement	-7	11
<b>Amount at end of year (net)</b>	<b>11</b>	<b>24</b>

### Current and deferred tax recognised in Other comprehensive income

Deferred tax relating to available-for-sale investments	-6	-2
Deferred tax relating to cash flow hedges	-2	7
<b>Total</b>	<b>-8</b>	<b>5</b>

<b>Current tax assets</b>	<b>41</b>	<b>12</b>
– of which expected to be settled after more than 1 year	—	—
<b>Current tax liabilities</b>	<b>3</b>	<b>71</b>
– of which expected to be settled after more than 1 year	—	—

## P14

## Treasury bills

EURm	31 Dec 2012	31 Dec 2011
State and sovereigns <sup>1</sup>	4,907	4,868
Municipalities and other public bodies	289	99
<b>Total</b>	<b>5,196</b>	<b>4,967</b>
– of which Financial instruments pledged as collateral (Note P17)	104	1,237
<b>Total</b>	<b>5,092</b>	<b>3,730</b>

1) Of which EUR 17m (EUR 353m) held at amortised cost with a nominal amount of EUR 17m (EUR 353m).

## P15

## Loans and impairment

EURm	Credit institutions		The public		Total	
	31 Dec 2012	31 Dec 2011	31 Dec 2012	31 Dec 2011	31 Dec 2012	31 Dec 2011
Loans, not impaired <sup>1</sup>	68,011	59,374	36,111	36,274	104,122	95,648
Impaired loans <sup>1</sup>	—	9	296	357	296	366
– of which performing	—	9	118	236	118	245
– of which non-performing	—	—	178	121	178	121
<b>Loans before allowances</b>	<b>68,011</b>	<b>59,383</b>	<b>36,407</b>	<b>36,631</b>	<b>104,418</b>	<b>96,014</b>
Allowances for individually assessed impaired loans	–1	–2	–132	–130	–133	–132
– of which performing	—	—	–61	–93	–61	–93
– of which non-performing	–1	–2	–71	–37	–72	–39
Allowances for collectively assessed impaired loans	–4	–2	–61	–80	–65	–82
<b>Allowances</b>	<b>–5</b>	<b>–4</b>	<b>–193</b>	<b>–210</b>	<b>–198</b>	<b>–214</b>
<b>Loans, carrying amount</b>	<b>68,006</b>	<b>59,379</b>	<b>36,214</b>	<b>36,421</b>	<b>104,220</b>	<b>95,800</b>

1) Comparative figures have been restated to ensure consistency between periods, see Note P1 for more information.

Reconciliation of allowance accounts for impaired loans<sup>1</sup>

EURm	Credit institutions			The public			Total		
	Individually assessed	Collectively assessed	Total	Individually assessed	Collectively assessed	Total	Individually assessed	Collectively assessed	Total
<b>Opening balance at 1 Jan 2012</b>	<b>–2</b>	<b>–2</b>	<b>–4</b>	<b>–130</b>	<b>–80</b>	<b>–210</b>	<b>–132</b>	<b>–82</b>	<b>–214</b>
Provisions	—	–5	–5	–63	–5	–68	–63	–10	–73
Reversals	1	3	4	48	20	68	49	23	72
<b>Changes through the income statement</b>	<b>1</b>	<b>–2</b>	<b>–1</b>	<b>–15</b>	<b>15</b>	<b>0</b>	<b>–14</b>	<b>13</b>	<b>–1</b>
Allowances used to cover write-offs	—	—	—	27	—	27	27	—	27
Reclassifications	—	—	—	–8	7	–1	–8	7	–1
Translation differences	—	—	—	–6	–3	–9	–6	–3	–9
<b>Closing balance at 31 Dec 2012</b>	<b>–1</b>	<b>–4</b>	<b>–5</b>	<b>–132</b>	<b>–61</b>	<b>–193</b>	<b>–133</b>	<b>–65</b>	<b>–198</b>
<b>Opening balance at 1 Jan 2011</b>	<b>–6</b>	<b>–2</b>	<b>–8</b>	<b>–136</b>	<b>–88</b>	<b>–224</b>	<b>–142</b>	<b>–90</b>	<b>–232</b>
Provisions	—	0	0	–66	–8	–74	–66	–8	–74
Reversals	—	—	—	39	17	56	39	17	56
<b>Changes through the income statement</b>	<b>—</b>	<b>0</b>	<b>0</b>	<b>–27</b>	<b>9</b>	<b>–18</b>	<b>–27</b>	<b>9</b>	<b>–18</b>
Allowances used to cover write-offs	4	—	4	35	—	35	39	—	39
Translation differences	—	—	—	–2	–1	–3	–2	–1	–3
<b>Closing balance at 31 Dec 2011</b>	<b>–2</b>	<b>–2</b>	<b>–4</b>	<b>–130</b>	<b>–80</b>	<b>–210</b>	<b>–132</b>	<b>–82</b>	<b>–214</b>

1) See Note P11 Net loan losses.



## P15 Loans and impairment, cont.

### Allowances and provisions

EURm	Credit institutions		The public		Total	
	31 Dec 2012	31 Dec 2011	31 Dec 2012	31 Dec 2011	31 Dec 2012	31 Dec 2011
Allowances for items on the balance sheet	-5	-4	-193	-210	-198	-214
Provisions for off balance sheet items	-117	-2	-2	-1	-119	-3
<b>Total allowances and provisions</b>	<b>-122</b>	<b>-6</b>	<b>-195</b>	<b>-211</b>	<b>-317</b>	<b>-217</b>

### Key ratios<sup>1</sup>

	31 Dec 2012	31 Dec 2011
Impairment rate, gross, basis points <sup>1</sup>	28	38
Impairment rate, net, basis points <sup>1</sup>	16	24
Total allowance rate, basis points	19	22
Allowances in relation to impaired loans, % <sup>1</sup>	45	36
Total allowances in relation to impaired loans, % <sup>1</sup>	67	58

1) Comparative figures have been restated to ensure consistency between periods, see Note P1 for more information.

## P16 Interest-bearing securities

EURm	31 Dec 2012	31 Dec 2011
Issued by other borrowers <sup>1</sup>	11,594	14,584
<b>Total</b>	<b>11,594</b>	<b>14,584</b>
– of which Financial instruments pledged as collateral (Note P17)	—	—
<b>Total</b>	<b>11,594</b>	<b>14,584</b>
Listed securities	11,530	14,064
Unlisted securities	64	520
<b>Total</b>	<b>11,594</b>	<b>14,584</b>

1) Of which EUR 864m (EUR 1,648m) held at amortised cost with a nominal amount of EUR 863m (EUR 1,634m).

## P18 Shares

EURm	31 Dec 2012	31 Dec 2011
Shares	4,741	1,131
Shares taken over for protection of claims	1	4
<b>Total</b>	<b>4,742</b>	<b>1,135</b>
Listed shares	4,713	1,100
Unlisted shares	29	35
<b>Total</b>	<b>4,742</b>	<b>1,135</b>
– of which expected to be settled after more than 1 year	30	38

## P17 Financial instruments pledged as collateral

### Financial instruments pledged as collateral

In repurchase transactions and in securities lending transactions, non-cash assets are transferred as collateral. When the counterpart receiving the collateral has the right to sell or repledge the assets, the assets are reclassified on the balance sheet to the item Financial instruments pledged as collateral.

EURm	31 Dec 2012	31 Dec 2011
Treasury bills	104	1,237
<b>Total</b>	<b>104</b>	<b>1,237</b>

For more information on transferred assets and reverse repos, see Note P44.

P19

## Derivatives and Hedge accounting

31 Dec 2012, EURm	Fair value		Total nom amount
	Positive	Negative	
<b>Derivatives held for trading</b>			
<b>Interest rate derivatives</b>			
Interest rate swaps	2,469	2,683	127,698
FRAs	22	21	25,052
Futures and forwards	—	6	1,839
Options	0	0	379
Other	0	—	1,165
<b>Total</b>	<b>2,491</b>	<b>2,710</b>	<b>156,133</b>
<b>Equity derivatives</b>			
Equity swaps	83	149	350
Futures and forwards	1	0	21
Options	61	67	1,987
<b>Total</b>	<b>145</b>	<b>216</b>	<b>2,358</b>
<b>Foreign exchange derivatives</b>			
Currency and interest rate swaps	629	609	13,541
Currency forwards	63	124	23,979
<b>Total</b>	<b>692</b>	<b>733</b>	<b>37,520</b>
<b>Credit derivatives</b>			
Credit default swaps	—	0	1
<b>Total</b>	<b>—</b>	<b>0</b>	<b>1</b>
<b>Other derivatives</b>			
Other	26	0	1,867
<b>Total</b>	<b>26</b>	<b>0</b>	<b>1,867</b>
<b>Total derivatives held for trading</b>	<b>3,354</b>	<b>3,659</b>	<b>197,879</b>
<b>Derivatives used for hedge accounting</b>			
<b>Interest rate derivatives</b>			
Interest rate swaps	2,058	263	32,653
Options	0	0	642
<b>Total</b>	<b>2,058</b>	<b>263</b>	<b>33,295</b>
<b>Foreign exchange derivatives</b>			
Currency and interest rate swaps	440	244	7,475
<b>Total</b>	<b>440</b>	<b>244</b>	<b>7,475</b>
<b>Total derivatives used for hedge accounting</b>	<b>2,498</b>	<b>507</b>	<b>40,770</b>
– of which fair value hedges	2,396	382	19,886
– of which cash flow hedges	102	125	20,884
<b>Total derivatives</b>	<b>5,852</b>	<b>4,166</b>	<b>238,649</b>

**P19 Derivatives and Hedge accounting, cont.**

31 Dec 2011, EURm	Fair value		Total nom amount
	Positive	Negative	
<b>Derivatives held for trading</b>			
<b>Interest rate derivatives</b>			
Interest rate swaps	1,783	2,029	130,296
FRAs	83	109	109,281
Futures and forwards	2	16	1,553
Options	5	6	21,133
Other	0	0	11,221
<b>Total</b>	<b>1,873</b>	<b>2,160</b>	<b>273,484</b>
<b>Equity derivatives</b>			
Equity swaps	124	14	131
Futures and forwards	7	0	22
Options	51	28	1,421
<b>Total</b>	<b>182</b>	<b>42</b>	<b>1,574</b>
<b>Foreign exchange derivatives</b>			
Currency and interest rate swaps	398	375	16,109
Currency forwards	24	215	16,397
Options	0	0	0
<b>Total</b>	<b>422</b>	<b>590</b>	<b>32,506</b>
<b>Credit derivatives</b>			
Credit default swaps	—	4	110
<b>Total</b>	<b>—</b>	<b>4</b>	<b>110</b>
<b>Other derivatives</b>			
Other	0	8	2,066
<b>Total</b>	<b>0</b>	<b>8</b>	<b>2,066</b>
<b>Total derivatives held for trading</b>	<b>2,477</b>	<b>2,804</b>	<b>309,740</b>
<b>Derivatives used for hedge accounting</b>			
<b>Interest rate derivatives</b>			
Interest rate swaps	1,411	189	22,025
Options	0	0	37
<b>Total</b>	<b>1,411</b>	<b>189</b>	<b>22,062</b>
<b>Foreign exchange derivatives</b>			
Currency and interest rate swaps	451	21	3,565
<b>Total</b>	<b>451</b>	<b>21</b>	<b>3,565</b>
<b>Total derivatives used for hedge accounting</b>	<b>1,862</b>	<b>210</b>	<b>25,627</b>
<b>Total derivatives</b>	<b>4,339</b>	<b>3,014</b>	<b>335,367</b>

**P20 Fair value changes of the hedged items in portfolio hedge of interest rate risk**

Assets EURm	31 Dec 2012	31 Dec 2011
Carrying amount at beginning of year	-632	795
Changes during the year		
Revaluation of hedged items	-525	-1,427
<b>Carrying amount at end of year</b>	<b>-1,157</b>	<b>-632</b>
<b>Liabilities EURm</b>		
Carrying amount at beginning of year	147	749
Changes during the year		
Revaluation of hedged items	-131	-602
<b>Carrying amount at end of year</b>	<b>16</b>	<b>147</b>

The carrying amount at end of year represents accumulated changes in the fair value for those repricing time periods in which the hedged item is an asset respectively a liability. When the hedged item is an asset, the change in the fair value of the hedged item is presented within assets and when the hedged item is a liability, the change is presented as a liability.

**P21 Investments in group undertakings**

EURm	31 Dec 2012	31 Dec 2011
Acquisition value at beginning of year	17,318	17,286
Acquisitions/capital contributions during the year	958	26
IFRS 2 expenses <sup>1</sup>	3	6
<b>Acquisition value at end of year</b>	<b>18,279</b>	<b>17,318</b>
Accumulated impairment charges at beginning of year	-605	-596
Impairment charges during the year	-15	-9
Reclassification	—	—
<b>Accumulated impairment charges at end of year</b>	<b>-620</b>	<b>-605</b>
<b>Total</b>	<b>17,659</b>	<b>16,713</b>

1) Allocation of IFRS 2 expenses for LTIP 2007–2012 related to the group undertakings. For more information, see Note P8.

– of which, listed shares — —

The total amount is expected to be settled after more than 1 year.

**P21 Investments in group undertakings, cont.****Specification**

This specification includes all directly owned group undertakings and major group undertakings to the directly owned companies.

31 Dec 2012	Number of shares	Carrying amount 2012, EURm	Carrying amount 2011, EURm	Voting power of holding %	Domicile	Registration number
<b>Nordea Bank Finland Plc</b>	1,030,800,000	5,956	5,955	100.0	Helsinki	1680235–8
Nordea Finance Finland Ltd				100.0	Espoo	0112305–3
<b>Nordea Bank Danmark A/S</b>	50,000,000	4,010	3,509	100.0	Copenhagen	13522197
Nordea Finans Danmark A/S				100.0	Høje Taastrup	89805910
Nordea Kredit Realkreditaktieselskab				100.0	Copenhagen	15134275
Fionia Asset Company A/S <sup>1</sup>				100.0	Copenhagen	31934745
<b>Nordea Bank Norge ASA</b>	551,358,576	2,818	2,406	100.0	Oslo	911044110
Nordea Eiendomskreditt AS				100.0	Oslo	971227222
Nordea Finans Norge AS				100.0	Oslo	924507500
Privatmegleren AS				100.0	Oslo	986386661
<b>Nordea Bank Polska S.A.</b>	55,061,403	363	362	99.2	Gdynia	KRS0000021828
<b>OOO Promyshlennaya Companiya Vestkon</b>	4,601,942,680 <sup>1</sup>	659	659	100.0	Moscow	1027700034185
OJSC Nordea Bank				100.0 <sup>3</sup>	Moscow	1027739436955
<b>Nordea Life Holding AB</b>	1,000	707	690	100.0	Stockholm	556742–3305
Nordea Liv & Pension, Livförsikringselskab A/S				100.0	Ballerup	24260577
Nordea Liv Holding Norge AS				100.0	Bergen	984739303
Livförsikringselskapet Nordea Liv Norge AS				100.0	Bergen	959922659
Nordea Livförsäkring Sverige AB (publ)				100.0	Stockholm	516401–8508
Nordea Life Assurance Finland Ltd				100.0	Helsinki	0927072–8

**P21 Investments in group undertakings, cont.**

Nordea Hypotek AB (publ)	100,000	1,898	1,898	100.0	Stockholm	556091–5448
Nordea Fonder AB	15,000	241	229	100.0	Stockholm	556020–4694
Nordea Bank S.A.	999,999	454	454	100.0	Luxembourg	B–14157
Nordea Finans Sverige AB (publ)	1,000,000	116	116	100.0	Stockholm	556021–1475
Nordea Fondene Norge AS	1,200	29	29	100.0	Oslo	930954616
Nordea Investment Management AB	12,600	232	230	100.0	Stockholm	556060–2301
Nordea Investment Fund Company Finland Ltd	3,350	138	138	100.0	Helsinki	1737785–9
Nordea Ejendomsinvestering A/S	1,000	29	29	100.0	Copenhagen	26640172
Nordea Investment Fund Management A/S	25,000	8	8	100.0	Copenhagen	13917396
Nordea Investment Funds Company I S.A.	39,996	0	0	100.0	Luxembourg	B–30550
PK Properties Int'l Corp	100,000	0	0	100.0	Atlanta, USA	601624718
Nordea Hästen Fastighetsförvaltning AB	1,000	0	0	100.0	Stockholm	556653–6800
Nordea Putten Fastighetsförvaltning AB	1,000	0	0	100.0	Stockholm	556653–5257
Nordea North America Inc.	1,000	0	0	100.0	Delaware, USA	51–0276195
Nordea do Brasil Representações Ltda	1,162,149	0	0	100.0	Sao Paulo, Brasil	51–696.268/0001–40
Nordic Baltic Holding (NBH) AB <sup>2</sup>	1,000	0	0	100.0	Stockholm	556592–7950
Nordea Fastigheter AB <sup>2</sup>	3,380,000	1	1	100.0	Stockholm	556021–4917
<b>Total</b>		<b>17,659</b>	<b>16,713</b>			

1) Nominal value expressed in RUB, representing Nordea's participation in Vestkon.

2) Dormant.

3) Combined ownership, Nordea Bank AB (publ) directly 7.2% and indirectly 92.8% through OOO Promyshlennaya Kompaniya Vestkon.

**Special Purpose Entities (SPEs) – Consolidated**

SPEs that have been set up for enabling investments in structured credit products and for acquiring assets from customers.

EURm	Purpose	Duration	Nordea's investment	Total assets
Viking ABCP Conduit <sup>1</sup>	Factoring	<5 years	1,230	1,326
Kalmar Structured Finance A/S <sup>2</sup>	Credit Linked Note	<1 years	1	23
<b>Total</b>			<b>1,231</b>	<b>1,349</b>

1) The Viking ABCP Conduit (Viking) has been established with the purpose of supporting trade receivable or accounts payable securitisations to core Nordic customers. The SPEs purchase trade receivables from the approved sellers and fund the purchases either by issuing Commercial Papers (CP) via the established Asset Backed Commercial Papers programme or by drawing funds on the liquidity facilities available. Nordea has provided liquidity facilities of maximum EUR 1,691m and at year end 2012 EUR 1,230m were utilised. There is no outstanding CP issue at year end 2012. These SPEs are consolidated as they are closely linked to the activities within Nordea. Also, Nordea is exposed to credit risk through the liquidity facility. There are no significant restriction on repayment of loans from Viking apart from that the payments are dependant on the pace in which Viking realises its assets.

2) Kalmar Structured Finance A/S was established to allow customers to invest in structured products in the global credit markets. The SPE enters into Credit Default Swaps (CDS) and hereby acquires a credit risk on an underlying portfolio of names (like corporate names) and at the same time the SPE issues Credit Linked Notes (CLN) with a similar credit risk that reflects the terms in the CDSs. Nordea is the counterpart in the derivative transactions. The total notional of outstanding CLNs in this category was EUR 24m at year end 2012. Nordea holds CLNs issued by the SPE as part of offering a secondary market for the notes. The investment amounted to EUR 1m at year end 2012.

**P22 Investments in associated undertakings**

EURm		31 Dec 2012	31 Dec 2011
Acquisition value at beginning of year		5	4
Acquisitions during the year		3	1
<b>Acquisition value at end of year</b>		<b>8</b>	<b>5</b>
<b>Total</b>		<b>8</b>	<b>5</b>
– of which, listed shares		—	—

31 Dec 2012	Registration number	Domicile	Carrying amount 2012, EURm	Carrying amount 2011, EURm	Voting power of holding %
BDB Bankernas Depå AB	556695–3567	Stockholm	1	1	20
Bankpension Sverige AB	556695–8194	Stockholm	1	1	40
Bankomat AB	556817–9716	Stockholm	6	3	20
Other			0	0	
<b>Total</b>			<b>8</b>	<b>5</b>	

## P23

## Intangible assets

EURm	31 Dec 2012	31 Dec 2011
<b>Goodwill allocated to cash generating units<sup>1</sup></b>		
Retail Banking	403	452
<b>Goodwill, total</b>	<b>403</b>	<b>452</b>
Computer software	264	198
Other intangible assets	3	8
<b>Other intangible assets, total</b>	<b>267</b>	<b>206</b>
<b>Intangible assets, total</b>	<b>670</b>	<b>658</b>
<b>Goodwill</b>		
Acquisition value at beginning of year	1,059	1,059
<b>Acquisition value at end of year</b>	<b>1,059</b>	<b>1,059</b>
Accumulated amortisation at beginning of year	-607	-538
Amortisation according to plan for the year	-49	-69
<b>Accumulated amortisation at end of year</b>	<b>-656</b>	<b>-607</b>
<b>Total</b>	<b>403</b>	<b>452</b>
1) Excluding goodwill in associated undertakings		
<b>Computer software</b>		
Acquisition value at beginning of year	249	175
Acquisitions during the year	93	74
Reclassifications	-2	—
Translation differences	0	0
<b>Acquisition value at end of year</b>	<b>340</b>	<b>249</b>
Accumulated amortisation at beginning of year	-49	-37
Amortisation according to plan for the year	-20	-12
Translation differences	1	—
<b>Accumulated amortisation at end of year</b>	<b>-68</b>	<b>-49</b>
Accumulated impairment charges at beginning of year	-2	0
Impairment charges during the year	-10	-2
Reclassifications	2	—
Translation differences	2	—
<b>Accumulated impairment charges at end of year</b>	<b>-8</b>	<b>-2</b>
<b>Total</b>	<b>264</b>	<b>198</b>
<b>Other intangible assets</b>		
Acquisition value at beginning of year	49	48
Acquisitions during the year	1	1
Sales/disposals during the year	-8	—
<b>Acquisition value at end of year</b>	<b>42</b>	<b>49</b>
Accumulated amortisation at beginning of year	-41	-36
Amortisation according to plan for the year	-4	-5
Accumulated amortisation on sales/disposals during the year	6	0
<b>Accumulated amortisation at end of year</b>	<b>-39</b>	<b>-41</b>
<b>Total</b>	<b>3</b>	<b>8</b>

The total amount is expected to be settled after more than 1 year.

#### Impairment test

A cash generating unit, defined as the operating segment, is the basis for the goodwill impairment test. See Note G20 and Note G1 section 4 for more information.

## P24

## Property and equipment

EURm	31 Dec 2012	31 Dec 2011
Property and equipment	121	81
– of which buildings for own use	0	0
<b>Total</b>	<b>121</b>	<b>81</b>
<b>Equipment</b>		
Acquisition value at beginning of year	214	193
Acquisitions during the year	64	32
Sales/disposals during the year	–8	–11
Translation differences	0	0
<b>Acquisition value at end of year</b>	<b>270</b>	<b>214</b>
Accumulated depreciation at beginning of year	–133	–116
Accumulated depreciation on sales/disposals during the year	6	7
Depreciations according to plan for the year	–22	–24
Translation differences	0	0
<b>Accumulated depreciation at end of year</b>	<b>–149</b>	<b>–133</b>
<b>Total</b>	<b>121</b>	<b>81</b>
<b>Land and buildings</b>		
Acquisition value at beginning of year	0	0
<b>Acquisition value at end of year</b>	<b>0</b>	<b>0</b>
Accumulated depreciation at beginning of year	0	0
Depreciation according to plan for the year	0	0
<b>Accumulated depreciation at end of year</b>	<b>0</b>	<b>0</b>
<b>Total</b>	<b>0</b>	<b>0</b>

The total amount is expected to be settled after more than 1 year.

**Operating leases**

Nordea has entered into operating lease agreements for premises and office equipment. See also Note G1, section 15.

Leasing expenses during the year, EURm	31 Dec 2012	31 Dec 2011
Leasing expenses during the year	–97	–95
– of which minimum lease payments	–97	–95
Leasing income during the year regarding sublease payments	39	37

Future minimum lease payments under non-cancellable operating leases amounted to and are distributed as follows:

EURm	31 Dec 2012
2013	66
2014	62
2015	35
2016	26
2017	16
Later years	141
<b>Total</b>	<b>346</b>

Total sublease payments expected to be received under non-cancellable subleases amounts to EUR 272m. EUR 250m of the subleases are towards group undertakings.

## P25

## Other assets

EURm	31 Dec 2012	31 Dec 2011
Claims on securities settlement proceeds	273	500
Anticipated dividends from group undertakings	468	1,055
Group Contributions	303	355
Other	669	352
<b>Total</b>	<b>1,713</b>	<b>2,262</b>
– of which expected to be settled after more than 1 year	—	—

**P26 Prepaid expenses and accrued income**

EURm	31 Dec 2012	31 Dec 2011
Accrued interest income	458	614
Other accrued income	138	21
Prepaid expenses	676	644
<b>Total</b>	<b>1,272</b>	<b>1,279</b>
– of which expected to be settled after more than 1 year	560	543

**P27 Deposits by credit institutions**

EURm	31 Dec 2012	31 Dec 2011
Central banks	3,224	4,331
Other banks	15,553	13,720
Other credit institutions	565	4,390
<b>Total</b>	<b>19,342</b>	<b>22,441</b>

**P28 Deposits and borrowings from the public**

EURm	31 Dec 2012	31 Dec 2011
Deposits from the public	48,822	43,219
Borrowings from the public	1,441	1,170
<b>Total</b>	<b>50,263</b>	<b>44,389</b>

Deposits are defined as funds in deposit accounts covered by the government deposit guarantee but also including amounts in excess of the individual amount limits. Individual pension savings (IPS) are also included.

**P32 Provisions**

EURm	31 Dec 2012	31 Dec 2011
Provision for restructuring costs	28	44
Transfer risk, off-balance	5	2
Guarantees	114	1
Other	1	43
<b>Total</b>	<b>148</b>	<b>90</b>

	Restructuring	Transfer risk	Guarantees	Other	Total
At beginning of year	44	2	1	43	90
New provisions made	12	5	113	1	131
Provisions utilised	-16	—	—	—	-16
Reversals	-14	-2	0	—	-16
Reclassifications	—	—	—	-43	-43
Translation differences	2	0	0	0	2
<b>At end of year</b>	<b>28</b>	<b>5</b>	<b>114</b>	<b>1</b>	<b>148</b>
– of which expected to be settled after more than 1 year	—	5	114	—	119

Provision for restructuring costs amounts to EUR 28m and covers termination benefits (EUR 24m) and other provisions mainly related to redundant premises (EUR 4m). Provision for transfer risk is related to off-balance sheet items. Transfer risk relating to loans is included in the item Allowances for collectively assessed impaired loans in Note P15. Provision for transfer risk is

**P29 Debt securities in issue**

EURm	31 Dec 2012	31 Dec 2011
Certificates of deposit	—	0
Commercial papers	15,219	16,800
Bond loans	32,962	28,469
Other	104	98
<b>Total</b>	<b>48,285</b>	<b>45,367</b>

**P30 Other liabilities**

EURm	31 Dec 2012	31 Dec 2011
Liabilities on securities settlement proceeds	173	130
Sold, not held, securities	559	454
Accounts payable	29	15
Cash/margin payable	—	0
Other	874	1,177
<b>Total</b>	<b>1,635</b>	<b>1,776</b>
– of which expected to be settled after more than 1 year	—	—

**P31 Accrued expenses and prepaid income**

EURm	31 Dec 2012	31 Dec 2011
Accrued interest	561	484
Other accrued expenses	296	163
Prepaid income	611	204
<b>Total</b>	<b>1,468</b>	<b>851</b>
– of which expected to be settled after more than 1 year	6	0

depending on the volume of business with different countries. Loan loss provisions for guarantees amounts to EUR 114m of which EUR 110m covers the guarantee in favour of Nordea Bank Finland Plc and EUR 3m covers the guarantee in favour of Nordea Bank Polska S.A. Loan loss provisions for other guarantees amounts to EUR 1m. Provisions related to state guarantees in Other provisions are reclassified to Accrued expenses.



## P33

## Retirement benefit obligations

**Pension provisions**

The pension liabilities of Nordea Bank AB (publ) are mainly covered by allocations to its pension foundation.

The provisions on the balance sheet pertain almost exclusively to former employees of Postgirot Bank. EUR 148m (EUR 127m) of the provisions are covered by "Tryggandelagen".

A small percentage of the pension obligations are covered by insurance policies.

The following figures are based on calculations in accordance with Swedish rules ("Tryggandelagen").

**Specification of amounts recognised on the balance sheet**

	31 Dec 2012	31 Dec 2011
Present value of commitments relating to in whole or in part funded pension plans	-1,304	-1,040
Fair value at the end of the period relating to specifically separated assets	1,322	1,197
<b>Surplus in the pension foundation</b>	<b>18</b>	<b>157</b>
Present value of commitments relating to unfunded pension plans	-182	-153
Unrecognised surplus in the pension foundation	-18	-157
<b>Reported liability net on the balance sheet</b>	<b>-182</b>	<b>-153</b>

**Specification of changes in the liability recognised on balance sheet as pension**

	31 Dec 2012	31 Dec 2011
Balance at 1 Jan recognised as pension commitments	153	149
Pensions paid related to former employees of Postgirot Bank	-7	-6
Actuarial pension calculations	26	9
Effect of exchange rate changes	10	1
<b>Balance at 31 Dec</b>	<b>182</b>	<b>153</b>

**Specification of cost and income in respect of pensions**

	2012	2011
Pensions paid related to former employees of Postgirot Bank	-7	-6
Pensions paid covered by the pension foundation	-64	-58
Actuarial pension calculation	-19	-3
<b>Defined benefit plans</b>	<b>-90</b>	<b>-67</b>
Defined contribution plan	-54	-43
<b>Pension costs<sup>1</sup></b>	<b>-144</b>	<b>-110</b>
Return on specifically separated assets, %	8.2	7.3

1) See Note P8 Staff costs.

**Actual value of holdings in pension foundations**

EURm	31 Dec 2012	31 Dec 2011
Shares	274	197
Interest-bearing securities	1,009	980
Other assets	39	20
<b>Total</b>	<b>1,322</b>	<b>1,197</b>

**Assumptions for benefit-determined obligations**

	2012	2011
Discount rate	1.9%	3.0%
The calculation is based on pay and pension levels on the accounting date	Yes	Yes

Next year's expected payment regarding defined benefit plans amounts to EUR 69m.

## P34

## Subordinated liabilities

EURm	31 Dec 2012	31 Dec 2011
Dated subordinated debenture loans	5,160	4,127
Hybrid capital loans	1,971	2,027
<b>Total</b>	<b>7,131</b>	<b>6,154</b>

These debenture loans are subordinated to other liabilities. Dated debenture loans entitle the lender to payment before undated subordinated loans and hybrid capital loans. Within each respective category, the loans entitle lenders to equal payment rights.

At 31 December four loans – with terms specified below – exceeded 10% of the total outstanding volume.

Year of maturity, EURm	Nominal value	Carrying amount	Interest rate (coupon)
Dated loan <sup>1</sup>	1,000	995	Fixed
Dated loan <sup>2</sup>	750	746	Fixed
Dated loan <sup>3</sup>	750	746	Fixed
Dated loan <sup>4</sup>	947	939	Fixed

1) Maturity date 26 March 2020.

2) Maturity date 29 March 2021.

3) Maturity date 15 February 2022.

4) Maturity date 13 May 2021.

## P35

## Untaxed reserves

EURm	31 Dec 2012	31 Dec 2011
Tax allocation reserve	103	—
Accumulated excess depreciation, equipment	5	5
<b>Total</b>	<b>108</b>	<b>5</b>

## P36 Assets pledged as security for own liabilities

EURm	31 Dec 2012	31 Dec 2011
<b>Assets pledged for own liabilities</b>		
Securities etc <sup>1</sup>	4,230	3,530
<b>Total</b>	<b>4,230</b>	<b>3,530</b>
<b>The above pledges pertain to the following liabilities</b>		
Deposits by credit institutions	1,977	3,432
Deposits and borrowings from the public	2,480	489
<b>Total</b>	<b>4,457</b>	<b>3,921</b>

1) Relates only to securities recognised on the balance sheet. Securities borrowed or bought under reverse repurchase agreements are not recognised on the balance sheet and thus not included in the amount. Such transactions are disclosed in Note P44. Obtained collaterals which are permitted to be sold or repledged.

Assets pledged for own liabilities contain securities pledged as security in repurchase agreement and in securities lending. The transactions are conducted under standard agreements employed by financial markets participants. Counterparts in those transactions are credit institutions and the public. The transactions are typically short term with maturity within three months.

## P37 Other assets pledged

EURm	31 Dec 2012	31 Dec 2011
<b>Other assets pledged<sup>1</sup></b>		
Securities etc	6,225	7,264
<b>Total</b>	<b>6,225</b>	<b>7,264</b>

1) Collaterals pledged on behalf of other items other than the company's own liabilities, eg, on behalf of a third party or on behalf of the company's own contingent liabilities are accounted for under this item.

Securities etc. includes interest-bearing securities pledged as security for payment settlements within the Central bank of Sweden. The terms and conditions require day to day security and relate to liquidity intraday/over night.

## P38 Contingent liabilities

EURm	31 Dec 2012	31 Dec 2011
<b>Guarantees</b>		
– Loan guarantees	70,514	8,614
– Other guarantees	15,774	16,102
Other contingent liabilities	4	4
<b>Total</b>	<b>86,292</b>	<b>24,720</b>

In the normal business of Nordea, the bank issues various forms of guarantees in favour of the bank's customers. Loan guarantees are given for customers to guarantee obligations in other credit- and pension institutions. Other guarantees consist mainly of commercial guarantees such as bid guarantees, advance payment guarantees, warranty guarantees and export related guarantees.

Nordea Bank AB (publ) has issued guarantees covering all commitments in Nordea Investment Management AB, org no 556060–2301 and Nordea Fastigheter AB, org no 556021–4917. The guarantee to Nordea Investment Management AB was withdrawn on 31 January 2013.

Nordea Bank AB (publ) has in December 2012 issued a guarantee of maximum EUR 60bn in favour of Nordea Bank Finland Plc where Nordea Bank AB (publ) guarantees the majority of the exposures in the exposure class IRB corporate in Nordea Bank Finland Plc. The guarantee covers EUR 41bn of corporate loans, guarantees, documentary credits and loan commitments. In addition, EUR 6bn of derivatives are covered by the guarantee as of 31 December 2012. The maximum amount of derivatives guaranteed is EUR 10bn. The guarantee increased the RWA by EUR 34bn, which was mitigated by an extraordinary dividend from Nordea Bank Finland Plc. The guarantee will generate commission income, while the losses recognized on the guaranteed exposures will be transferred to Nordea Bank AB. The guarantee is priced at arm's length, including expected credit losses and the cost of capital required by the guarantee. All internal transactions in the guarantee are eliminated in the consolidated accounts.

Nordea Bank AB (publ) has issued a guarantee of EUR 1,326m in favour of Nordea Bank Polska S.A. The guarantee covers a mortgage loan portfolio with real estate as collateral.

Nordea Bank AB (publ) has undertaken, in relation to certain individuals and on certain conditions, to be responsible for the potential payment liability against them in their capacity as managing directors or board member in group undertakings to Nordea Bank AB (publ).

A limited number of employees are entitled to severance pay if they are dismissed before reaching their normal retirement age.

### Legal proceedings

Within the framework of the normal business operations, the company faces a number of claims in civil lawsuits and disputes, most of which involve relatively limited amounts. Presently, none of the current disputes are considered likely to have any significant adverse effect on the company or its financial position.

## P39

## Commitments

EURm	31 Dec 2012	31 Dec 2011
Credit commitments <sup>1</sup>	26,270	25,098
<b>Total</b>	<b>26,270</b>	<b>25,098</b>

1) Including unutilised portion of approved overdraft facilities of EUR 12,952m (EUR 12,259m).

For information about derivatives see Note P19.

## P40

## Capital adequacy

## Calculation of total capital base

EURm	31 Dec 2012	31 Dec 2011
Equity	19,375	16,921
Proposed/actual dividend	-1,370	-1,048
Hybrid capital loans	1,992	1,964
Deferred tax assets	-19	-26
Intangible assets	-670	-658
IRB provisions excess (+)/shortfall (-)	-52	-32
Other items, net	-12	13
<b>Tier 1 capital (net after deduction)</b>	<b>19,244</b>	<b>17,134</b>
– of which hybrid capital	1,992	1,964
<b>Tier 2 capital</b>	<b>4,706</b>	<b>3,203</b>
IRB provisions excess (+)/shortfall (-)	-52	-33
Other deduction	0	0
<b>Total</b>	<b>23,898</b>	<b>20,304</b>

## Capital requirements and RWA

EURm	31 Dec 2012		31 Dec 2011	
	Capital requirement	Basel II RWA	Capital requirement	Basel II RWA
<b>Credit risk</b>	<b>7,494</b>	<b>93,670</b>	<b>4,595</b>	<b>57,441</b>
IRB foundation	4,752	59,394	2,186	27,328
– of which corporate	4,404	55,051	1,764	22,051
– of which institutions	140	1,751	198	2,477
– of which retail	188	2,345	201	2,518
– of which other	20	247	23	282
Standardised	2,742	34,276	2,409	30,113
– of which sovereign	2	21	—	—
– of which retail	106	1,327	0	0
– of which other	2,634	32,928	2,409	30,113
<b>Market risk</b>	<b>123</b>	<b>1,539</b>	<b>92</b>	<b>1,158</b>
– of which trading book, Internal Approach	39	484	30	376
– of which trading book, Standardised Approach	20	246	11	143
– of which banking book, Standardised Approach	64	809	51	639
<b>Operational risk</b>	<b>219</b>	<b>2,739</b>	<b>190</b>	<b>2,375</b>
– of which standardised	219	2,739	190	2,375
<b>Sub total</b>	<b>7,836</b>	<b>97,948</b>	<b>4,877</b>	<b>60,974</b>
<b>Adjustment for transition rules</b>				
Additional capital requirement according to transition rules	—	—	—	—
<b>Total</b>	<b>7,836</b>	<b>97,948</b>	<b>4,877</b>	<b>60,974</b>

On 21 December 2012 Nordea Bank AB (publ) entered into a guarantee agreement with Nordea Bank Finland Plc. From a capital adequacy perspective the agreement implies that Nordea Bank AB (publ) guarantees the majority of the credit risk exposures in the exposure class IRB corporate in Nordea Bank Finland Plc. The RWA effect of the guarantee in Nordea Bank AB (publ) at 31 December 2012

equals approx. EUR 34bn. To reduce the impact of the increased RWA in Nordea Bank AB (publ), an extraordinary dividend payment of EUR 2.5bn was performed in December 2012 from Nordea Bank Finland Plc to Nordea Bank AB (publ). See Note P38 for more information.

More Capital Adequacy information can be found in the Risk, Liquidity and Capital Management section page 66.

P41

## Classification of financial instruments

31 Dec 2012, EURm	Loans and receivables	Held to maturity	Financial assets at fair value through profit or loss		Derivatives used for hedging	Available for sale	Non-financial assets	Total
			Held for trading	Designated at fair value through profit or loss				
<b>Assets</b>								
Cash and balances with central banks	180	—	—	—	—	—	—	180
Treasury bills	—	17	5,075	—	—	—	—	5,092
Loans to credit institutions	66,960	—	312	734	—	—	—	68,006
Loans to the public	31,712	—	—	4,502	—	—	—	36,214
Interest-bearing securities	—	865	4,510	—	—	6,219	—	11,594
Financial instruments pledged as collateral	—	—	104	—	—	—	—	104
Shares	—	—	4,712	30	—	—	—	4,742
Derivatives	—	—	3,354	—	2,498	—	—	5,852
Fair value changes of the hedged items in portfolio hedge of interest rate risk	-1,157	—	—	—	—	—	—	-1,157
Investments in group undertakings	—	—	—	—	—	—	17,659	17,659
Investments in associated undertakings	—	—	—	—	—	—	8	8
Intangible assets	—	—	—	—	—	—	670	670
Property and equipment	—	—	—	—	—	—	121	121
Deferred tax assets	—	—	—	—	—	—	19	19
Current tax assets	—	—	—	—	—	—	41	41
Other assets	560	—	—	—	—	—	1,153	1,713
Prepaid expenses and accrued income	1,134	—	—	—	—	—	138	1,272
<b>Total</b>	<b>99,389</b>	<b>882</b>	<b>18,067</b>	<b>5,266</b>	<b>2,498</b>	<b>6,219</b>	<b>19,809</b>	<b>152,130</b>

31 Dec 2012, EURm	Financial liabilities at fair value through profit or loss		Derivatives used for hedging	Other financial liabilities	Non-financial liabilities	Total
	Held for trading	Designated at fair value through profit or loss				
<b>Liabilities</b>						
Deposits by credit institutions	—	104	—	17,383	—	19,342
Deposits and borrowings from the public	—	—	—	47,765	—	50,263
Debt securities in issue	—	—	—	48,285	—	48,285
Derivatives	—	3,659	507	—	—	4,166
Fair value changes of the hedged items in portfolio hedge of interest rate risk	—	—	—	16	—	16
Current tax liabilities	—	—	—	—	3	3
Other liabilities	—	560	—	560	515	1,635
Accrued expenses and prepaid income	—	—	—	1,172	296	1,468
Deferred tax liabilities	—	—	—	—	8	8
Provisions	—	—	—	—	148	148
Retirement benefit obligations	—	—	—	—	182	182
Subordinated liabilities	—	—	—	7,131	—	7,131
<b>Total</b>	<b>—</b>	<b>4,323</b>	<b>4,353</b>	<b>122,312</b>	<b>1,152</b>	<b>132,647</b>

P41

## Classification of financial instruments, cont.

31 Dec 2011, EURm	Loans and receivables	Held to maturity	Financial assets at fair value through profit or loss		Derivatives used for hedging	Available for sale	Non-financial assets	Total
			Held for trading	Designated at fair value through profit or loss				
<b>Assets</b>								
Cash and balances with central banks	152	—	—	—	—	—	—	152
Treasury bills	—	353	3,377	—	—	—	—	3,730
Loans to credit institutions	55,839	—	234	3,306	—	—	—	59,379
Loans to the public	33,743	—	—	2,678	—	—	—	36,421
Interest-bearing securities	—	1,648	7,642	—	—	5,294	—	14,584
Financial instruments pledged as collateral	—	—	1,237	—	—	—	—	1,237
Shares	—	—	1,097	38	—	—	—	1,135
Derivatives	—	—	2,477	—	1,862	—	—	4,339
Fair value changes of the hedged items in portfolio hedge of interest rate risk	-632	—	—	—	—	—	—	-632
Investments in group undertakings	—	—	—	—	—	—	16,713	16,713
Investments in associated undertakings	—	—	—	—	—	—	5	5
Intangible assets	—	—	—	—	—	—	658	658
Property and equipment	—	—	—	—	—	—	81	81
Deferred tax assets	—	—	—	—	—	—	26	26
Current tax assets	—	—	—	—	—	—	12	12
Other assets	2,096	—	—	166	—	—	—	2,262
Prepaid expenses and accrued income	1,248	—	10	—	—	—	21	1,279
<b>Total</b>	<b>92,446</b>	<b>2,001</b>	<b>16,074</b>	<b>6,188</b>	<b>1,862</b>	<b>5,294</b>	<b>17,516</b>	<b>141,381</b>

31 Dec 2011, EURm	Financial liabilities at fair value through profit or loss		Derivatives used for hedging	Other financial liabilities	Non-financial liabilities	Total
	Held for trading	Designated at fair value through profit or loss				
<b>Liabilities</b>						
Deposits by credit institutions	—	1,254	—	19,052	—	22,441
Deposits and borrowings from the public	—	3	—	43,880	—	44,389
Debt securities in issue	—	—	—	45,367	—	45,367
Derivatives	—	2,804	210	—	—	3,014
Fair value changes of the hedged items in portfolio hedge of interest rate risk	—	—	—	147	—	147
Current tax liabilities	—	—	—	—	71	71
Other liabilities	—	455	—	1,029	83	1,776
Accrued expenses and prepaid income	—	2	—	570	162	851
Deferred tax liabilities	—	—	—	—	2	2
Provisions	—	—	—	—	90	90
Retirement benefit obligations	—	—	—	—	153	153
Subordinated liabilities	—	—	—	6,154	—	6,154
<b>Total</b>	<b>—</b>	<b>4,518</b>	<b>210</b>	<b>116,199</b>	<b>561</b>	<b>124,455</b>

## P41

## Classification of financial instruments, cont.

## Loans designated at fair value through profit or loss

EURm	31 Dec 2012	31 Dec 2011
Carrying amount	5,236	5,984
Maximum exposure to credit risk	5,236	5,984

## Financial assets and liabilities designated at fair value through profit or loss

## Changes in fair values of financial liabilities attributable to changes in credit risk

The funding of Markets operations are measured at fair value and classified into the category "Fair value through profit or loss". The funding of Markets is generally of such a short term nature that the effect of changes in own credit risk is not significant.

## Changes in fair values of financial assets attributable to changes in credit risk

The lending in Markets is generally of such a short term nature (mainly overnight deposits) that the effect of changes in credit risk is not significant.

## Comparison of carrying amount and contractual amount to be paid at maturity

2012, EURm	Carrying amount	Amount to be paid at maturity
Financial liabilities designated at fair value through profit or loss	4,353	4,353

2011, EURm	Carrying amount	Amount to be paid at maturity
Financial liabilities designated at fair value through profit or loss	2,967	2,967

## P42

## Assets and liabilities at fair value

EURm	31 Dec 2012		31 Dec 2011	
	Carrying amount	Fair value	Carrying amount	Fair value
<b>Assets</b>				
Cash and balances with central banks	180	180	152	152
Treasury bills	5,092	5,092	3,730	3,730
Loans to credit institutions	68,006	68,713	59,379	59,401
Loans to the public	36,214	36,224	36,421	36,430
Interest-bearing securities	11,594	11,970	14,584	14,849
Financial instruments pledged as collateral	104	104	1,237	1,237
Shares	4,742	4,742	1,135	1,135
Derivatives	5,852	5,852	4,339	4,339
Fair value changes of the hedged items in portfolio hedge of interest rate risk	-1,157	-1,157	-632	-632
Investments in group undertakings	17,659	17,659	16,713	16,713
Investments in associated undertakings	8	8	5	5
Intangible assets	670	670	658	658
Property and equipment	121	121	81	81
Deferred tax assets	19	19	26	26
Current tax assets	41	41	12	12
Other assets	1,713	1,713	2,262	2,262
Prepaid expenses and accrued income	1,272	1,272	1,279	1,279
<b>Total assets</b>	<b>152,130</b>	<b>153,223</b>	<b>141,381</b>	<b>141,677</b>
<b>Liabilities</b>				
Deposits by credit institutions	19,342	19,252	22,441	22,433
Deposits and borrowings from the public	50,263	50,229	44,389	44,444
Debt securities in issue	48,285	47,382	45,367	45,080
Derivatives	4,166	4,166	3,014	3,014
Fair value changes of the hedged items in portfolio hedge of interest rate risk	16	16	147	147
Current tax liabilities	3	3	71	71
Other liabilities	1,635	1,635	1,776	1,776
Accrued expenses and prepaid income	1,468	1,468	851	851
Deferred tax liabilities	8	8	2	2
Provisions	148	148	90	90
Retirement benefit obligations	182	182	153	153
Subordinated liabilities	7,131	6,833	6,154	6,154
<b>Total liabilities</b>	<b>132,647</b>	<b>131,322</b>	<b>124,455</b>	<b>124,215</b>

## Determination of fair value for assets and liabilities

For information on how fair values are determined, see Note G42 Assets and liabilities at fair value. The parent company has not deferred any day 1 gains and losses in accordance with the accounting policy in Note G1.

## P42

## Assets and liabilities at fair value, cont

31 Dec 2012, EURm	Quoted prices in active markets for the same instrument (Level 1)	Valuation technique using observable data (Level 2)	Valuation technique using non-observable data (Level 3)	Total
<b>Assets</b>				
Loans to credit institutions	—	1,045	—	1,045
Loans to the public	—	4,502	—	4,502
Debt securities <sup>1</sup>	10,875	4,870	163	15,908
Shares	4,712	—	30	4,742
Derivatives	13	5,839	—	5,852
<b>Liabilities</b>				
Deposits by credit institutions	—	1,959	—	1,959
Deposits and borrowings from the public	—	2,498	—	2,498
Derivatives	17	4,148	0	4,165
Other liabilities	—	560	—	560

1) Of which EUR 5,418m Treasury bills and EUR 10,386m Interest-bearing securities (the portion held at fair value in Note P41). EUR 104m relates to the balance sheet item Financial instruments pledged as collateral.

31 Dec 2011, EURm	Quoted prices in active markets for the same instrument (Level 1)	Valuation technique using observable data (Level 2)	Valuation technique using non-observable data (Level 3)	Total
<b>Assets</b>				
Loans to credit institutions	—	3,540	—	3,540
Loans to the public	—	2,678	—	2,678
Debt securities <sup>1</sup>	14,067	3,320	163	17,550
Shares	1,097	4	34	1,135
Derivatives	69	4,270	—	4,339
Other assets	—	166	—	166
Prepaid expenses and accrued income	—	10	—	10
<b>Liabilities</b>				
Deposits by credit institutions	—	3,389	—	3,389
Deposits and borrowings from the public	—	509	—	509
Derivatives	99	2,915	0	3,014
Other liabilities	—	664	—	664
Accrued expenses and prepaid income	2	117	—	119

1) Of which EUR 3,377m Treasury bills and EUR 12,936m Interest-bearing securities (the portion held at fair value in Note P41). EUR 1,237m relates to the balance sheet item Financial instruments pledged as collateral.

**Movements in level 3**

The following table shows a reconciliation of the opening and closing carrying amounts of level 3 financial assets and liabilities

31 Dec 2012, EURm	1 Jan 2012	Fair value gains/losses recognised in the income statement during the year					Net transfers into/out of level 3	Translation differences	31 Dec 2012
		Realised	Unrealised <sup>1</sup>	Purchases	Sales	Settlements			
Debt securities	163	—	—	—	—	—	—	163	
Shares	34	—	—	—	—	-4	—	30	
Derivatives (net of assets and liabilities)	0	—	—	—	—	—	—	0	

1) Relates to those assets and liabilities held at the end of the reporting period.

31 Dec 2011, EURm	1 Jan 2011	Fair value gains/losses recognised in the income statement during the year					Net transfers into/out of level 3	Translation differences	31 Dec 2011
		Realised	Unrealised <sup>1</sup>	Purchases	Sales	Settlements			
Debt securities	7	—	-1	157	—	—	—	163	
Shares	43	-11	—	2	—	—	—	34	
Derivatives (net of assets and liabilities)	-1	—	—	1	—	—	—	0	

1) Relates to those assets and liabilities held at the end of the reporting period.

## P42

## Assets and liabilities at fair value, cont

**Transfers between level 1 and 2**

During the year, the parent company has transferred debt securities of EUR 871m (EUR 671m) from level 1 to level 2 and EUR 453m (EUR 15m) from level 2 to level 1 of the fair value hierarchy for financial assets and liabilities at fair value. The reason for transfers from level 1 to level 2 was

that the instruments ceased to be actively traded during the year and fair values have now been obtained using valuation techniques with observable market inputs. The reason for transfers from level 2 to level 1 was that the instruments have again been actively traded during the year and reliable quoted prices are obtained in the markets.

## P43

## Assets and liabilities in foreign currencies

31 Dec 2012, EURbn	EUR	SEK	DKK	NOK	USD	Other	Total
<b>Assets</b>							
Treasury bills	1.5	2.1	—	0.2	1.3	—	5.1
Loans to credit institutions	19.9	21.1	6.3	1.4	11.6	7.7	68.0
Loans to the public	7.1	20.6	1.4	0.6	5.1	1.4	36.2
Interest-bearing securities	0.7	10.0	0.4	0.3	0.2	—	11.6
Other assets	13.9	5.9	1.9	2.5	2.0	5.0	31.2
<b>Total assets</b>	<b>43.1</b>	<b>59.7</b>	<b>10.0</b>	<b>5.0</b>	<b>20.2</b>	<b>14.1</b>	<b>152.1</b>
<b>Liabilities and equity</b>							
Deposits by credit institutions	8.5	3.1	1.1	—	4.0	2.6	19.3
Deposits and borrowings from the public	6.6	40.1	0.9	0.3	1.3	1.1	50.3
Debt securities in issue	22.0	2.6	4.3	—	9.5	9.9	48.3
Provisions	—	0.1	—	—	—	—	0.1
Subordinated liabilities	3.5	0.4	—	—	2.9	0.3	7.1
Other liabilities and equity	8.6	14.0	0.2	1.6	2.1	0.5	27.0
<b>Total liabilities and equity</b>	<b>49.2</b>	<b>60.3</b>	<b>6.5</b>	<b>1.9</b>	<b>19.8</b>	<b>14.4</b>	<b>152.1</b>
<b>31 Dec 2011, EURbn</b>							
<b>Assets</b>							
Treasury bills	1.0	2.4	—	—	0.3	—	3.7
Loans to credit institutions	24.8	18.6	0.1	0.7	12.4	2.8	59.4
Loans to the public	5.6	21.9	2.3	0.7	4.8	1.2	36.5
Interest-bearing securities	3.6	9.4	1.5	—	0.1	—	14.6
Other assets	17.3	1.7	0.0	2.6	2.8	2.8	27.2
<b>Total assets</b>	<b>52.3</b>	<b>54.0</b>	<b>3.9</b>	<b>4.0</b>	<b>20.4</b>	<b>6.8</b>	<b>141.4</b>
<b>Liabilities and equity</b>							
Deposits by credit institutions	10.5	3.2	0.1	0.4	6.5	1.7	22.4
Deposits and borrowings from the public	5.4	37.5	0.1	0.3	0.8	0.2	44.3
Debt securities in issue	28.6	2.7	0.0	0.3	9.3	4.5	45.4
Provisions	—	0.1	—	—	—	—	0.1
Subordinated liabilities	2.7	0.0	—	—	3.2	0.2	6.1
Other liabilities and equity	5.3	10.5	3.7	3.0	0.4	0.2	23.1
<b>Total liabilities and equity</b>	<b>52.5</b>	<b>54.0</b>	<b>3.9</b>	<b>4.0</b>	<b>20.2</b>	<b>6.8</b>	<b>141.4</b>



## P44

## Transferred assets and obtained collaterals

**Transferred assets that are still recognised on the balance sheet and associated liabilities**

All assets transferred and the liabilities associated with these transactions are specified in the following tables. The assets continue to be recognised on the balance sheet since Nordea is still exposed to changes in the fair value of the assets. Therefore, these assets and its associated liabilities are included in the tables below.

EURm	31 Dec 2012	31 Dec 2011
<b>Repurchase agreements</b>		
Treasury bills	104	1,237
<b>Total</b>	<b>104</b>	<b>1,237</b>

**Liabilities associated with the assets**

EURm	31 Dec 2012	31 Dec 2011
<b>Repurchase agreements</b>		
Deposits by credit institutions	104	1,258
<b>Total</b>	<b>104</b>	<b>1,258</b>

**Obtained collaterals which are permitted to be sold or repledged**

Nordea obtains collaterals under reverse repurchase and securities borrowing agreements which, under the terms of the agreements, can be sold or repledged. The transactions are conducted under standard agreements employed by financial markets participants. Generally, the agreements require additional collateral to be provided if the value of the securities falls below a predetermined level. Under standard terms for most repurchase transactions, the recipient of collateral has an unrestricted right to sell or repledge it, subject to returning equivalent securities on settlement of the transactions. The fair value of the securities obtained as collateral under reverse repurchase and securities borrowing agreements are disclosed below.

EURm	31 Dec 2012	31 Dec 2011
<b>Reverse repurchase agreements</b>		
Received collaterals which can be repledged or sold	309	233
– of which repledged or sold	—	—
<b>Securities borrowing agreements</b>		
Received collaterals which can be repledged or sold	4,052	2,180
– of which repledged or sold	4,052	2,180
<b>Total</b>	<b>4,361</b>	<b>2,413</b>

## P45

## Maturity analysis for assets and liabilities

**Remaining maturity**

31 Dec 2012, EURm	Note	Payable on demand	Maximum 3 months	3–12 months	1–5 years	More than 5 years	Without fixed maturity	Total
Cash and balances with central banks		180	—	—	—	—	—	180
Treasury bills	P14	—	217	0	4,134	741	—	5,092
Loans to credit institutions	P15	8,943	28,767	9,222	15,702	5,372	—	68,006
Loans to the public	P15	4,613	11,541	4,165	15,207	688	—	36,214
Interest-bearing securities	P16	0	456	1,600	9,183	355	—	11,594
Financial instruments pledged as collateral	P17	—	—	104	—	—	—	104
Derivatives	P19	—	169	255	3,302	2,126	—	5,852
Fair value changes of the hedged items in portfolio hedge of interest rate risk	P20	—	—	–11	–457	–689	—	–1,157
<b>Total assets with fixed maturities</b>		<b>13,736</b>	<b>41,150</b>	<b>15,335</b>	<b>47,071</b>	<b>8,593</b>	<b>—</b>	<b>125,885</b>
Other assets		—	—	—	—	—	26,245	26,245
<b>Total assets</b>		<b>13,736</b>	<b>41,150</b>	<b>15,335</b>	<b>47,071</b>	<b>8,593</b>	<b>26,245</b>	<b>152,130</b>

## P45

## Maturity analysis for assets and liabilities, cont.

Deposits by credit institutions	P27	2,682	9,323	3,316	3,444	577	—	19,342
Deposits and borrowings from the public	P28	36,868	10,142	3,244	9	0	—	50,263
– of which Deposits		35,427	10,142	3,244	9	0	—	48,822
– of which Borrowings		1,441	0	0	0	0	—	1,441
Debt securities in issue	P29	—	13,968	6,647	20,455	7,215	—	48,285
– of which Debt securities in issue		—	13,864	6,647	20,455	7,215	—	48,181
– of which Other		—	104	—	—	—	—	104
Derivatives	P19	—	308	224	2,788	846	—	4,166
Fair value changes of the hedged items in portfolio hedge of interest rate risk	P20	—	—	—	6	10	—	16
Subordinated liabilities	P24	—	—	5	191	6,935	—	7,131
<b>Total liabilities with fixed maturities</b>		<b>39,550</b>	<b>33,741</b>	<b>13,436</b>	<b>26,893</b>	<b>15,583</b>	<b>—</b>	<b>129,203</b>
Other liabilities		—	—	—	—	—	3,552	3,552
Equity		—	—	—	—	—	19,375	19,375
<b>Total liabilities and equity</b>		<b>39,550</b>	<b>33,741</b>	<b>13,436</b>	<b>26,893</b>	<b>15,583</b>	<b>22,927</b>	<b>152,130</b>

## Remaining maturity

31 Dec 2011, EURm	Note	Payable on demand	Maximum 3 months	3–12 months	1–5 years	More than 5 years	Without fixed maturity	Total
Cash and balances with central banks		152	—	—	—	—	—	152
Treasury bills	P14	—	181	353	2,783	413	—	3,730
Loans to credit institutions	P15	7,900	27,567	13,781	7,030	3,101	—	59,379
Loans to the public	P15	4,669	12,572	4,125	14,481	574	—	36,421
Interest-bearing securities	P16	—	4,389	3,894	6,212	89	—	14,584
Financial instruments pledged as collateral	P17	—	50	405	769	13	—	1,237
Derivatives	P19	—	121	297	2,359	1,562	—	4,339
Fair value changes of the hedged items in portfolio hedge of interest rate risk	P20	—	–657	49	56	–80	—	–632
<b>Total assets with fixed maturities</b>		<b>12,721</b>	<b>44,223</b>	<b>22,904</b>	<b>33,690</b>	<b>5,672</b>	<b>—</b>	<b>119,210</b>
Other assets		—	—	—	—	—	22,171	22,171
<b>Total assets</b>		<b>12,721</b>	<b>44,223</b>	<b>22,904</b>	<b>33,690</b>	<b>5,672</b>	<b>22,171</b>	<b>141,381</b>
Deposits by credit institutions	P27	1,166	19,242	938	752	343	—	22,441
Deposits and borrowings from the public	P28	34,440	8,645	1,151	153	—	—	44,389
– of which Deposits		33,270	8,645	1,151	153	—	—	43,219
– of which Borrowings		1,170	—	—	—	—	—	1,170
Debt securities in issue	P29	0	16,117	7,657	16,168	5,425	—	45,367
– of which Debt securities in issue		0	16,018	7,657	16,168	5,425	—	45,268
– of which Other		—	99	—	—	—	—	99
Derivatives	P19	—	247	266	1,920	581	—	3,014
Fair value changes of the hedged items in portfolio hedge of interest rate risk	P20	—	430	152	1,198	–1,633	—	147
Subordinated liabilities	P34	—	—	—	499	5,655	—	6,154
<b>Total liabilities with fixed maturities</b>		<b>35,606</b>	<b>44,681</b>	<b>10,164</b>	<b>20,690</b>	<b>10,371</b>	<b>—</b>	<b>121,512</b>
Other liabilities		—	—	—	—	—	2,948	2,948
Equity		—	—	—	—	—	16,921	16,921
<b>Total liabilities and equity</b>		<b>35,606</b>	<b>44,681</b>	<b>10,164</b>	<b>20,690</b>	<b>10,371</b>	<b>19,869</b>	<b>141,381</b>

In addition to the on balance sheet and derivative instruments, Nordea has credit commitments amounting to EUR 26,270m (EUR 25,098m), which could be drawn on at any time. Nordea has also issued guarantees of EUR 86,288m (EUR 24,716m) which may lead to future cash outflows if certain events occur.

## P46

## Related-party transactions

The information below is presented from a Nordea perspective, meaning that the information shows the effect from related party transactions on the Nordea figures. For more information on definitions, see Note G1, section 26 and Note G47.

EURm	Group undertakings		Associated undertakings		Other related parties	
	31 Dec 2012	31 Dec 2011	31 Dec 2012	31 Dec 2011	31 Dec 2012	31 Dec 2011
<b>Assets</b>						
Loans and receivables	66,608	57,981	44	52	—	—
Interest-bearing securities	231	1,258	—	—	—	—
Derivatives	2,062	1,297	26	—	—	—
Investments in associated undertakings	—	—	8	5	—	—
Investments in group undertakings	17,659	16,713	—	—	—	—
Other assets	442	431	—	—	—	—
Prepaid expenses and accrued income	725	716	—	—	—	—
<b>Total assets</b>	<b>87,727</b>	<b>78,396</b>	<b>78</b>	<b>57</b>	<b>—</b>	<b>—</b>

EURm	Group undertakings		Associated undertakings		Other related parties	
	31 Dec 2012	31 Dec 2011	31 Dec 2012	31 Dec 2011	31 Dec 2012	31 Dec 2011
<b>Liabilities</b>						
Deposits	8,652	11,852	1	1	27	20
Debt securities in issue	156	54	—	—	—	—
Derivatives	3,138	2,265	—	8	—	—
Other liabilities	223	207	—	—	—	—
Accrued expenses and deferred income	378	25	—	—	—	—
Subordinated loans	—	309	—	—	—	—
<b>Total liabilities</b>	<b>12,547</b>	<b>14,712</b>	<b>1</b>	<b>9</b>	<b>27</b>	<b>20</b>
<b>Off balance<sup>1</sup></b>	<b>90,565</b>	<b>29,599</b>	<b>1,910</b>	<b>2,068</b>	<b>—</b>	<b>—</b>

1) Including guarantees to Nordea Bank Finland Plc and Nordea Bank Polska S.A., see Note P38 as well as nominal values on derivatives in associated undertakings.

EURm	Group undertakings		Associated undertakings		Other related parties	
	2012	2011	2012	2011	2012	2011
Net interest income and expenses	601	623	1	1	—	—
Net fee and commission income	230	172	—	—	—	—
Net result from items at fair value	-351	-556	40	-4	0	0
Other operating income	473	103	—	—	—	—
Total operating expenses	-158	-46	—	—	—	—
<b>Profit before loan losses</b>	<b>795</b>	<b>296</b>	<b>41</b>	<b>-3</b>	<b>0</b>	<b>0</b>

#### Compensation and loans to key management personnel

Compensation and loans to key management personnel are specified in Note G7.

#### Other related-party transactions

Nordea Bank AB (publ) takes part in a guarantee consortium to support Norwegian Eksportfinans ASA. For further information, see Note G46.

# Auditor's report

To the annual meeting of the shareholders of Nordea Bank AB (publ)  
Corporate identity number 516406-0120

## Report on the annual accounts and the consolidated accounts

We have audited the annual accounts and the consolidated accounts of Nordea Bank AB (publ) for the year 2012. The annual accounts and the consolidated accounts of the company are included in the printed version of this document on pages 47–205.

*Responsibilities of the Board of Directors and the Managing Director for the annual accounts and the consolidated accounts*  
The Board of Directors and the Managing Director are responsible for the preparation and fair presentation of the annual accounts in accordance with the Annual Accounts Act of Credit Institutions and Security Companies and for the fair presentation of the consolidated accounts in accordance with the International Financial Reporting Standards, as adopted by the EU, and the Annual Accounts Act of Credit Institutions and Securities Companies, and for such internal control as the Board of Directors and the Managing Director determine is necessary to enable the preparation of annual accounts and the consolidated accounts that are free from material misstatement, whether due to fraud or error.

### *Auditor's responsibility*

Our responsibility is to express an opinion on these annual accounts and consolidated accounts based on our audit. We conducted our audit in accordance with International Standards on Auditing and generally accepted auditing standards in Sweden. Those standards require that we comply with ethical requirements and plan and perform the audit to obtain reasonable assurance about whether the annual accounts and the consolidated accounts are free from material misstatements. An audit involves performing procedures to obtain audit evidence about the amounts and disclosures in the annual accounts and the consolidated accounts. The procedures selected depend on the auditor's judgment, including the assessment of the risks of material misstatement of the annual accounts and the consolidated accounts, whether due to fraud or error. In making those risk assessments, the auditor considers internal control relevant to the company's preparation and fair presentation of the annual accounts and the consolidated accounts in order to design audit procedures that are appropriate in the circumstances, but not for the purpose of expressing an opinion on the effectiveness of the company's internal control. An audit also includes evaluating the appropriateness of accounting policies used and the reasonableness of accounting estimates made by the Board of Directors and the Managing Director, as well as evaluating the overall presentation of the annual accounts and the consolidated accounts. We believe that the audit evidence we have obtained is sufficient and appropriate to provide a basis for our audit opinions.

### *Opinions*

In our opinion, the annual accounts have been prepared in accordance with the Annual Accounts Act of Credit Institutions and Securities Companies, and present fairly, in all material respects, the financial position of the parent company as of 31 December 2012 and of its financial performance and cash flows for the year then ended in accordance with the Annual Accounts Act of Credit Institutions and Securities Companies. The consolidated accounts have been prepared in accordance with the Annual Accounts Act of Credit Institutions and Securities Companies, and present fairly, in all material respects, the financial position of the group as of 31 December 2012 and of its financial performance and cash flows for the year then ended in accordance with the International Financial Reporting Standards, as adopted by the EU, and the Annual Accounts Act of Credit Institutions and Securities Companies. A Corporate Governance Report has been prepared. The Board of Director's report and the Corporate Governance Report are consistent with the other parts of the annual accounts and the consolidated accounts.

We therefore recommend that the annual meeting of shareholders adopt the income statement and balance sheet of the parent company and the group.

## Report on other legal and regulatory requirements

In addition to our audit of the annual accounts and the consolidated accounts, we have also audited the proposed appropriations of the company's profit or loss and the administration of the Board of Directors and the Managing Director of Nordea Bank AB (publ) for the year 2012.

### *Responsibilities of the Board of Directors and the Managing Director*

The Board of Directors is responsible for the proposal for appropriations of the company's profit or loss, and the Board of Directors and the Managing Director are responsible for administration under the Companies Act and the Banking and Financing Business Act.

### *Auditor's responsibility*

Our responsibility is to express an opinion with reasonable assurance on the proposed appropriations of the company's profit or loss and on the administration based on our audit. We conducted the audit in accordance with generally accepted auditing standards in Sweden.

As a basis for our opinion on the Board of Directors' proposed appropriations of the company's profit or loss, we examined the Board of Directors' reasoned statement and a selection of supporting evidence in order to be able to assess whether the proposal is in accordance with the Companies Act.

As a basis for our opinion concerning discharge from liability, in addition to our audit of the annual accounts and the consolidated accounts, we examined significant decisions, actions taken and circumstances of the com-

pany in order to determine whether any member of the Board of Directors or the Managing Director is liable to the company. We also examined whether any member of the Board of Directors or the Managing Director has, in any other way, acted in contravention of the Companies Act, the Banking and Financing Business Act, the Annual Accounts Act of Credit Institutions and Securities Companies, or the Articles of Association.

We believe that the audit evidence we have obtained is sufficient and appropriate to provide a basis for our opinions.

#### Opinions

We recommend to the annual meeting of shareholders that the profit be appropriated in accordance with the proposal in the Board of Director's report and that the members of the Board of Directors and the Managing Director be discharged from liability for the financial year.

Stockholm, 7 February 2013

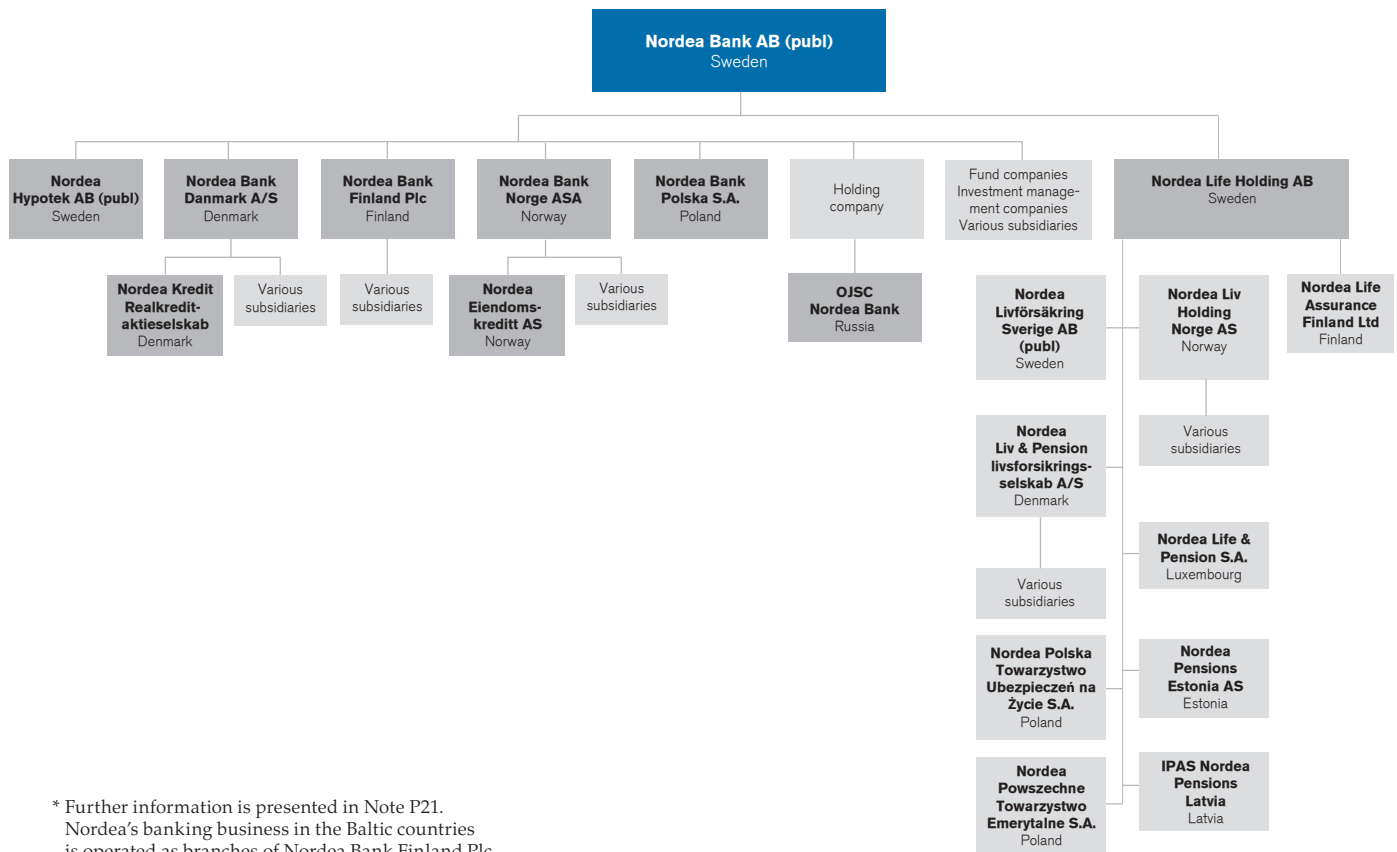
KPMG AB

Carl Lindgren

Authorised Public Accountant

## Legal structure

Main legal structure\*, as of 31 December 2012



\* Further information is presented in Note P21. Nordea's banking business in the Baltic countries is operated as branches of Nordea Bank Finland Plc.

**ANNEX 4**  
**AUDITED CONSOLIDATED FINANCIAL STATEMENTS OF NBF FOR THE YEAR ENDED**  
**31 DECEMBER 2012, INCLUDING THE AUDITOR'S REPORT AND NOTES RELATING**  
**THERE TO**

# Nordea Bank Finland Group and Nordea Bank Finland Plc

## Income statement

EURm	Note	Group		Parent company	
		2012	2011	2012	2011
<b>Operating income</b>					
Interest income	3	2,337	2,647	2,110	2,427
Interest expense	3	-1,079	-1,292	-1,076	-1,289
<b>Net interest income</b>	3	<b>1,258</b>	<b>1,355</b>	<b>1,034</b>	<b>1,138</b>
Fee and commission income	4	741	703	700	662
Fee and commission expense	4	-446	-394	-439	-387
<b>Net fee and commission income</b>	4	<b>295</b>	<b>309</b>	<b>261</b>	<b>275</b>
Net result from items at fair value	5	1,217	937	1,208	939
Profit from companies accounted for under the equity method	20	18	9	-	-
Dividends	6	-	-	99	62
Other operating income	7	36	34	32	38
<b>Total operating income</b>		<b>2,824</b>	<b>2,644</b>	<b>2,634</b>	<b>2,452</b>
<b>Operating expenses</b>					
General administrative expenses:					
Staff costs	8	-567	-592	-520	-546
Other expenses	9	-447	-457	-444	-458
Depreciation, amortisation and impairment charges of tangible and intangible assets	10, 21, 22	-50	-43	-38	-25
<b>Total operating expenses</b>		<b>-1,064</b>	<b>-1,092</b>	<b>-1,002</b>	<b>1,029</b>
<b>Profit before loan losses</b>		<b>1,760</b>	<b>1,552</b>	<b>1,632</b>	<b>1,423</b>
Net loan losses	11	-144	-70	-125	-46
Impairment of securities held as financial non-current assets		-	-	-	4
<b>Operating profit</b>		<b>1,616</b>	<b>1,482</b>	<b>1,507</b>	<b>1,381</b>
Income tax expense	12	-430	-381	-385	-341
<b>Net profit for the year</b>		<b>1,186</b>	<b>1,101</b>	<b>1,122</b>	<b>1,040</b>
<b>Attributable to:</b>					
Shareholders of Nordea Bank Finland Plc		1,184	1,099	1,122	1,040
Non-controlling interests		2	2	-	-
<b>Total</b>		<b>1,186</b>	<b>1,101</b>	<b>1,122</b>	<b>1,040</b>

## Statement of comprehensive income

EURm	Group		Parent company	
	2012	2011	2012	2011
<b>Net profit for the year</b>	<b>1,186</b>	<b>1,101</b>	<b>1,122</b>	<b>1,040</b>
Items that may be reclassified subsequently to the income statement				
Currency translation differences during the year	-6	6	-	-
Available-for-sale investments <sup>1</sup> :				
- Valuation gains/losses during the year	24	-7	24	-7
- Tax on valuation gains/losses during the year	-7	2	-7	2
Cash flow hedges:				
- Valuation gains/losses during the year	-46	-	-46	-
- Tax on valuation gains/losses during the year	11	-	11	-
<b>Other comprehensive income, net of tax</b>	<b>-24</b>	<b>1</b>	<b>-18</b>	<b>-5</b>
<b>Total comprehensive income</b>	<b>1,162</b>	<b>1,102</b>	<b>1,104</b>	<b>1,035</b>
<b>Attributable to:</b>				
Shareholders of Nordea Bank Finland Plc	1,160	1,100	1,104	1,035
Non-controlling interests	2	2	-	-
<b>Total</b>	<b>1,162</b>	<b>1,102</b>	<b>1,104</b>	<b>1,035</b>

<sup>1</sup> Valuation gains/losses related to hedged risks under fair value hedge accounting are accounted for directly in the income statement.

## Balance sheet

EURm	Note	Group		Parent company	
		31 Dec 2012	31 Dec 2011	31 Dec 2012	31 Dec 2011
<b>Assets</b>					
Cash and balances with central banks		30,004	286	30,004	286
Loans to central banks	13	809	31,276	809	31,276
Loans to credit institutions	13	36,018	48,074	41,463	53,421
Loans to the public	13	100,765	99,331	94,313	93,097
Interest-bearing securities	14	36,269	30,866	36,269	30,866
Financial instruments pledged as collateral	15	8,078	8,346	8,078	8,346
Shares	16	838	1,312	835	1,309
Derivatives	17	117,213	170,228	117,213	170,228
Fair value changes of the hedged items in portfolio hedge of interest rate risk	18	124	138	124	138
Investments in group undertakings	19	0	-	373	370
Investments in associated undertakings	20	79	79	34	34
Intangible assets	21	108	106	106	103
Property and equipment	22, 23	96	124	59	69
Investment property	24	104	71	10	10
Deferred tax assets	12	16	16	13	12
Current tax assets	12	1	132	-	131
Retirement benefit assets	33	136	120	130	113
Other assets	25	10,320	8,078	10,278	8,056
Prepaid expenses and accrued income	26	969	704	777	524
<b>Total assets</b>		<b>341,947</b>	<b>399,287</b>	<b>340,888</b>	<b>398,389</b>
<b>Liabilities</b>					
Deposits by credit institutions	27	74,666	76,007	74,553	75,919
Deposits and borrowings from the public	28	70,212	68,260	70,224	68,265
Debt securities in issue	29	48,999	49,153	48,999	49,153
Derivatives	17	115,836	168,436	115,836	168,436
Fair value changes of the hedged items in portfolio hedge of interest rate risk	18	637	195	637	195
Current tax liabilities	12	4	0	4	0
Other liabilities	30	20,690	24,128	20,475	23,990
Accrued expenses and prepaid income	31	946	810	744	615
Deferred tax liabilities	12	58	53	-	-
Provisions	32	83	97	79	94
Retirement benefit obligations	33	23	25	23	25
Subordinated liabilities	34	514	503	514	503
<b>Total liabilities</b>		<b>332,668</b>	<b>387,667</b>	<b>332,088</b>	<b>387,195</b>
<b>Equity</b>					
Non-controlling interests		4	5	-	-
Share capital		2,319	2,319	2,319	2,319
Share premium reserve		599	599	599	599
Other reserves		2,826	2,844	2,826	2,844
Retained earnings		3,531	5,853	3,056	5,432
<b>Total equity</b>		<b>9,279</b>	<b>11,620</b>	<b>8,800</b>	<b>11,194</b>
<b>Total liabilities and equity</b>		<b>341,947</b>	<b>399,287</b>	<b>340,888</b>	<b>398,389</b>
Assets pledged as security for own liabilities	35	39,244	35,016	39,244	35,016
Other assets pledged	36	-	-	-	-
Contingent liabilities	37	16,419	19,041	16,723	19,348
Credit commitments	38	15,956	17,949	13,275	15,006
Other commitments	38	633	776	260	492
<b>Other notes</b>					
Note 1 Accounting policies				Note 43 Maturity analysis for assets and liabilities	
Note 2 Segment reporting				Note 44 Related-party transactions	
Note 39 Capital adequacy				Note 45 Mergers, acquisitions, disposals and dissolutions	
Note 40 Classification of financial instruments				Note 46 Credit risk disclosures	
Note 41 Assets and liabilities at fair value				Note 47 Nordea shares	
Note 42 Transferred assets and obtained collaterals					



## Statement of changes in equity

### Group

EURm	Attributable to the shareholders of Nordea Bank Finland Plc						Total	Non-controlling interests	Total equity
	Share capital <sup>1</sup>	Share premium reserve	Cash flow hedges	Available-for-sale investments	Other reserves	Retained earnings			
<b>Balance at 1 Jan 2012</b>	<b>2,319</b>	<b>599</b>	<b>-</b>	<b>-4</b>	<b>2,848</b>	<b>5,853</b>	<b>11,615</b>	<b>5</b>	<b>11,620</b>
Net profit for the year	-	-	-	-	-	1,184	<b>1,184</b>	2	<b>1,186</b>
Currency translation differences during the year <sup>2</sup>	-	-	-	-	-	-6	<b>-6</b>	-	<b>-6</b>
Available-for-sale investments:									
- Valuation gains/losses during the year	-	-	-	24	-	-	<b>24</b>	-	<b>24</b>
- Tax on valuation gains/losses during the year	-	-	-	-7	-	-	<b>-7</b>	-	<b>-7</b>
Cash flow hedges:									
- Valuation gains/losses during the year	-	-	-46	-	-	-	<b>-46</b>	-	<b>-46</b>
- Tax on valuation gains/losses during the year	-	-	11	-	-	-	<b>11</b>	-	<b>11</b>
Other comprehensive income, net of tax	-	-	-35	17	-	-6	<b>-24</b>	-	<b>-24</b>
Total comprehensive income	-	-	-35	17	-	1,178	<b>1,160</b>	2	<b>1,162</b>
Share-based payments <sup>3</sup>	-	-	-	-	-	2	<b>2</b>	-	<b>2</b>
Dividend for 2011	-	-	-	-	-	-3,500	<b>-3,500</b>	-	<b>-3,500</b>
Other changes	-	-	-	-	0	-2	<b>-2</b>	-3	<b>-5</b>
<b>Balance at 31 Dec 2012</b>	<b>2,319</b>	<b>599</b>	<b>-35</b>	<b>13</b>	<b>2,848</b>	<b>3,531</b>	<b>9,275</b>	<b>4</b>	<b>9,279</b>
<b>Balance at 1 Jan 2011</b>	<b>2,319</b>	<b>599</b>	<b>-</b>	<b>1</b>	<b>2,848</b>	<b>5,451</b>	<b>11,218</b>	<b>6</b>	<b>11,224</b>
Net profit for the year	-	-	-	-	-	1,099	<b>1,099</b>	2	<b>1,101</b>
Currency translation differences during the year	-	-	-	-	0	6	<b>6</b>	-	<b>6</b>
Available-for-sale investments:									
- Valuation gains/losses during the year	-	-	-	-7	-	-	<b>-7</b>	-	<b>-7</b>
- Tax on valuation gains/losses during the year	-	-	-	2	-	-	<b>2</b>	-	<b>2</b>
Other comprehensive income, net of tax	-	-	-	-5	-	6	<b>1</b>	-	<b>1</b>
Total comprehensive income	-	-	-	-5	-	1,105	<b>1,100</b>	2	<b>1,102</b>
Share-based payments <sup>4</sup>	-	-	-	-	-	2	<b>2</b>	-	<b>2</b>
Dividend for 2010	-	-	-	-	-	-700	<b>-700</b>	-	<b>-700</b>
Other changes	-	-	-	-	0	-5	<b>-5</b>	-3	<b>-8</b>
<b>Balance at 31 Dec 2011</b>	<b>2,319</b>	<b>599</b>	<b>-</b>	<b>-4</b>	<b>2,848</b>	<b>5,853</b>	<b>11,615</b>	<b>5</b>	<b>11,620</b>

<sup>1</sup> Total shares registered were 1,030.8 million (31 Dec 2011: 1,030.8 million). All the shares in Nordea Bank Finland Plc are held by Nordea Bank AB (publ). The carrying amount of the shares corresponds to EUR 2.25 per share. Pursuant to the Articles of Association the Bank's minimum share capital is EUR 850m and maximum share capital EUR 3,400m.

<sup>2</sup> Mainly related to foreign branches of Nordea Bank Finland Plc.

<sup>3</sup> Refers to the Long-Term Incentive Programmes (LTIP 2007, LTIP 2008, LTIP 2009, LTIP 2010, LTIP 2011 and LTIP 2012), see also note 8.

<sup>4</sup> Refers to the Long-Term Incentive Programmes (LTIP 2007, LTIP 2008, LTIP 2009, LTIP 2010 and LTIP 2011), see also note 8.

## Statement of changes in equity *cont.*

### Parent company

EURm	Attributable to the shareholders of Nordea Bank Finland Plc						Total equity
	Share capital <sup>1</sup>	Share premium reserve	Other reserves			Retained earnings	
			Cash flow hedges	Available-for-sale investments	Other reserves		
<b>Balance at 1 Jan 2012</b>	<b>2,319</b>	<b>599</b>	-	-4	<b>2,848</b>	<b>5,432</b>	<b>11,194</b>
Net profit for the year	-	-	-	-	-	1,122	<b>1,122</b>
Available-for-sale investments:							
- Valuation gains/losses during the year	-	-	-	24	-	-	<b>24</b>
- Tax on valuation gains/losses during the year	-	-	-	-7	-	-	<b>-7</b>
Cash flow hedges:							
- Valuation gains/losses during the year	-	-	-46	-	-	-	<b>-46</b>
- Tax on valuation gains/losses during the year	-	-	11	-	-	-	<b>11</b>
Other comprehensive income, net of tax	-	-	-35	17	-	-	<b>-18</b>
Total comprehensive income	-	-	-35	17	-	1,122	<b>1,104</b>
Share-based payments <sup>2</sup>	-	-	-	-	-	2	<b>2</b>
Dividend for 2011	-	-	-	-	-	-3,500	<b>-3,500</b>
Other changes	-	-	-	-	-	-	<b>-</b>
<b>Balance at 31 Dec 2012</b>	<b>2,319</b>	<b>599</b>	<b>-35</b>	<b>13</b>	<b>2,848</b>	<b>3,056</b>	<b>8,800</b>
<b>Balance at 1 Jan 2011</b>	<b>2,319</b>	<b>599</b>	-	<b>1</b>	<b>2,848</b>	<b>5,091</b>	<b>10,858</b>
Net profit for the year	-	-	-	-	-	1,040	<b>1,040</b>
Available-for-sale investments:							
- Valuation gains/losses during the year	-	-	-	-7	-	-	<b>-7</b>
- Tax on valuation gains/losses during the year	-	-	-	2	-	-	<b>2</b>
Other comprehensive income, net of tax	-	-	-	-5	-	-	<b>-5</b>
Total comprehensive income	-	-	-	-5	-	1,040	<b>1,035</b>
Share-based payments <sup>3</sup>	-	-	-	-	-	1	<b>1</b>
Dividend for 2010	-	-	-	-	-	-700	<b>-700</b>
<b>Balance at 31 Dec 2011</b>	<b>2,319</b>	<b>599</b>	-	<b>-4</b>	<b>2,848</b>	<b>5,432</b>	<b>11,194</b>

<sup>1</sup> Total shares registered were 1,030.8 million (31 Dec 2011: 1,030.8 million). All the shares in Nordea Bank Finland Plc are held by Nordea Bank AB (publ). The carrying amount of the shares corresponds to EUR 2.25 per share. Pursuant to the Articles of Association the Bank's minimum share capital is EUR 850m and maximum share capital EUR 3,400m.

<sup>2</sup> Refers to the Long-Term Incentive Programmes (LTIP 2007, LTIP 2008, LTIP 2009, LTIP 2010, LTIP 2011 and LTIP 2012), see also note 8.

<sup>3</sup> Refers to the Long-Term Incentive Programmes (LTIP 2007, LTIP 2008, LTIP 2009, LTIP 2010 and LTIP 2011), see also note 8.

Description of items in equity is included in Note 1 Accounting policies.

No decision was made during the financial year to issue equity warrants or convertible bonds entitling to subscription of shares in the NBF. At the end of 2012, the NBF held no authorisations given by the General Meeting for issuance or buybacks of shares, equity warrants or convertible bonds.

## Cash flow statement

EURm	Group		Parent company	
	2012	2011	2012	2011
<b>Operating activities</b>				
Operating profit	1,616	1,482	1,507	1,381
Adjustments for items not included in cash flow	-1,771	-386	-1,789	-424
Income taxes paid	-286	-422	-247	-387
<b>Cash flow from operating activities before changes in operating assets and liabilities</b>	<b>-441</b>	<b>674</b>	<b>-529</b>	<b>570</b>
<b>Changes in operating assets</b>				
Change in loans to credit institutions	27,468	-1,402	27,587	-1,809
Change in loans to the public	-1,507	-25,736	-1,350	-25,271
Change in interest-bearing securities	-5,741	-9,339	-5,741	-9,339
Change in financial assets pledged as collateral	267	-3,042	268	-3,042
Change in shares	469	-237	468	-233
Change in derivatives, net	2,644	-240	2,644	-243
Change in investment properties	-33	-40	0	-8
Change in other assets	-2,242	483	-2,223	485
<b>Changes in operating liabilities</b>				
Change in deposits by credit institutions	-757	15,397	-1,366	15,426
Change in deposits and borrowings from the public	1,859	12,625	1,959	12,713
Change in debt securities in issue	172	9,307	-155	9,307
Change in other liabilities	-3,438	2,019	-3,514	2,014
<b>Cash flow from operating activities</b>	<b>18,720</b>	<b>469</b>	<b>18,048</b>	<b>570</b>
<b>Investing activities</b>				
Acquisition of business operations	0	0	-2	-17
Sale of business operations	-	-	-	0
Dividends from associated companies	19	2	-	0
Acquisition of associated undertakings	-	-10	-	-15
Sale of associated undertakings	-	0	-	0
Acquisition of property and equipment	-34	-45	-29	-33
Sale of property and equipment	15	21	2	0
Acquisition of intangible assets	-28	-33	-27	-32
Sale of intangible assets	0	0	-1	0
Divestments of/investments in debt securities, held to maturity	344	3,226	391	3,227
Purchase/sale of other financial fixed assets	17	19	17	19
<b>Cash flow from investing activities</b>	<b>333</b>	<b>3,180</b>	<b>351</b>	<b>3,149</b>
<b>Financing activities</b>				
Issued subordinated liabilities	-	19	-	19
Amortised subordinated liabilities	-3	-	-3	-
Dividend paid	-3,500	-700	-3,500	-700
Other changes	-23	-11	-15	-4
<b>Cash flow from financing activities</b>	<b>-3,526</b>	<b>-692</b>	<b>-3,518</b>	<b>-685</b>
<b>Cash flow for the year</b>	<b>15,527</b>	<b>2,957</b>	<b>14,881</b>	<b>3,034</b>
Cash and cash equivalents at the beginning of year	17,981	14,947	17,966	14,932
Translation differences	649	-77	-	-
Cash and cash equivalents at the end of year	32,859	17,981	32,847	17,966
<b>Change</b>	<b>15,527</b>	<b>2,957</b>	<b>14,881</b>	<b>-3,034</b>

## Cash flow statement *cont.*

### Comments on the cash flow statement

The cash flow statement has been prepared in accordance with IAS 7. The cash flow statement shows inflows and outflows of cash and cash equivalents during the year. Nordea Bank Finland's cash flow statement has been prepared in accordance with the indirect method, whereby operating profit is adjusted for effects of non-cash transactions such as depreciation and loan losses. The cash flows are classified into operating, investing and financing activities.

### Operating activities

Operating activities are the principal revenue-producing activities and cash flows are mainly derived from the operating profit for the year with adjustment for items not included in cash flow and income taxes paid. Adjustment for non-cash items includes:

EURm	Group		Parent company	
	2012	2011	2012	2011
Depreciation	43	43	31	25
Impairment charges	7	-	7	-4
Loan losses	171	97	134	60
Unrealised gains/losses	-2,293	-689	-2,293	-691
Capital gains/losses (net)	-3	-1	0	2
Change in accruals and provisions	-148	-23	-144	-23
Translation differences	-6	5	-	6
Other	458	182	476	201
<b>Total</b>	<b>-1,771</b>	<b>-386</b>	<b>-1,789</b>	<b>-424</b>

Changes in operating assets and liabilities consist of assets and liabilities that are part of normal business activities, such as loans, deposits and debt securities in issue. Changes in derivatives are reported net.

Cash flow from operating activities includes interest payments received and interest expenses paid with the following amounts:

EURm	Group		Parent company	
	2012	2011	2012	2011
Interest payments received	2,486	2,483	2,266	2,262
Interest expenses paid	-1,090	-1,137	-1,087	-1,134

### Cash and cash equivalents

The following items are included in cash and cash equivalents:

EURm	Group		Parent company	
	31 Dec 2012	31 Dec 2011	31 Dec 2012	31 Dec 2011
Cash and balances with central banks	30,004	286	30,004	286
Loans to credit institutions, payable on demand	2,855	17,695	2,843	17,680
	<b>32,859</b>	<b>17,981</b>	<b>32,847</b>	<b>17,966</b>

Cash comprises legal tender and bank notes in foreign currencies. Balances with central banks consist of deposits in accounts with central banks and postal giro systems under government authority, where the following conditions are fulfilled:

- the central bank or the postal giro system is domiciled in the country where the institution is established
- the balance on the account is readily available any time.

Loans to credit institutions, payable on demand include liquid assets not represented by bonds or other interest-bearing securities.

# Notes to the financial statements

## Note 1 Accounting policies

### Contents for Note 1

1.	Basis for presentation .....	35	12.	Financial instruments .....	46
2.	Changed accounting policies and presentation .....	35	13.	Loans to the public/credit institutions.....	48
3.	Changes in IFRS not yet applied by Nordea .....	36	14.	Leasing .....	50
4.	Critical judgements and estimation uncertainty .....	38	15.	Intangible assets .....	50
5.	Principles of consolidation .....	40	16.	Property and equipment .....	51
6.	Recognition of operating income and impairment.....	41	17.	Investment property .....	51
7.	Recognition and derecognition of financial instruments on the balance sheet .....	43	18.	Taxes .....	52
8.	Translation of assets and liabilities denominated in foreign currencies .....	43	19.	Employee benefits.....	52
9.	Hedge accounting .....	44	20.	Equity .....	53
10.	Determination of fair value of financial instruments.....	45	21.	Financial guarantee contracts and credit commitments..	54
11.	Cash and cash equivalents.....	46	22.	Share-based payments.....	54
			23.	Related party transactions .....	54

### 1. Basis for presentation

NBF's financial statements are prepared in accordance with International Financial Reporting Standards (IFRS) and interpretations of such standards by the International Financial Reporting Interpretations Committee (IFRIC), as endorsed by the EU Commission. In addition, certain complementary rules in the Finnish Accounting Act, the Finnish Credit Institutions Act, the Financial Supervision Authority's Regulations and Guidelines and the Decision of the Ministry of Finance on the financial statements and consolidated statements of credit institutions have also been applied.

The disclosures, required in the standards, recommendations and legislation above, have been included in the notes, the Risk, Liquidity and Capital management section or in other parts of the "Financial statements".

On 28 February 2013 the Board of Directors approved the financial statements, subject to final approval of the Annual General Meeting on 11 March 2013.

### 2. Changed accounting policies and presentation

The accounting policies and presentation are, in all material aspects, unchanged in comparison with the 2011 Annual Report, mainly apart from the categorisation of commissions within Note 4 "Net fee and commission income" and the definition of impaired loans in Note 13 "Loans and impairment".

These changes are further described below.

In addition, to provide more relevant information of the nature and the characteristics of the assets on the balance sheet, loans to central banks have been separated from loans to credit institutions and are reported on a new line on the balance sheet. The comparative figures have been restated accordingly.

Further, the balance sheet lines "Treasury bills" and "Interest-bearing securities" have been merged and are now reported as "Interest-bearing securities". The comparative figures have been restated accordingly. Below follows also a section covering other changes in IFRSs implemented in 2012, which have not had any significant impact on Nordea.

#### Definition of impaired loans

The definition of impaired loans has been changed and the disclosure includes all loans that have, as a consequence of identified loss event, been written down either individually, for individually significant loans or as part of a portfolio, for individually insignificant loans.

This definition of impaired loans provides more granular information of the loans actually impaired.

The income statement and balance sheet are unaffected by this change. The comparative figures have been restated accordingly and are disclosed in the table below.

EURm	31 Dec 2011 Group		31 Dec 2011 Parent company	
	New policy	Old policy	New policy	Old policy
Impaired loans	1,498	1,922	1,280	1,751
- Performing	729	1,075	611	1,018
- Non-performing	769	847	669	733

### Categorisation of commissions

The categorisation of commissions within “Net fee and commission income” has been improved by merging similar types of commissions. Commissions received for securities issues, corporate financial activities and issuer services were reclassified from “Payments” and “Other commission income” to the renamed lines “Brokerage, securities issues and corporate finance” and “Custody and issue services”. This categorisation better describes the types of commission recognised in the income statement. The comparable figures have been restated accordingly and are disclosed in the table below.

Group	2011	
	New policy	Old policy
EURm		
Brokerage, securities issues and corporate finance	73	25
Custody and issuer services	26	21
Other commission income	31	84

Parent company	2011	
	New policy	Old policy
EURm		
Brokerage, securities issues and corporate finance	73	25
Custody and issuer services	26	21
Other commission income	29	82

### Changes in IFRSs implemented in 2012

IASB has amended IAS 1 “Presentation of Financial Statements” (Presentation of Items of Other Comprehensive Income), IFRS 7 “Financial instruments: Disclosures” (Transfers of Financial Assets) and IAS 12 “Income taxes” (Recovery of Underlying Assets) and the amendments have been implemented in Nordea as from 1 January 2012.

The amendments to IAS 1 have changed Nordea’s presentation of other comprehensive income so that items that can later be reclassified to profit or loss are separated from the items that will not. The amendments to IFRS 7 have not added any new disclosures as Nordea has not transferred assets where there is a continuing involvement. The amended IAS 12 has not had any significant impact on the financial statements or on the capital adequacy in Nordea.

### 3. Changes in IFRS not yet applied by Nordea

#### IFRS 9 “Financial instruments” (Phase 1)

In 2009 the IASB published a new standard on financial instruments containing requirements for financial assets. Requirements for financial liabilities were added to this standard in 2010. The standard is the first step in the replacement of IAS 39 “Financial instruments: Recognition and Measurement” and this first phase covers the classification and measurement of financial assets and liabilities. The effective date is

1 January 2015, but earlier application is permitted. The EU commission has not yet endorsed this standard.

The tentative assessment is that there will be an impact on the financial statements as the new standard will decrease the number of measurement categories and therefore have an impact on the presentation and disclosures covering financial instruments. The new standard is, on the other hand, not expected to have a significant impact on Nordea’s income statement and balance sheet as the mixed measurement model will be maintained. No significant reclassifications between fair value and amortised cost or impact on the capital adequacy are expected, but this is naturally dependent on the financial instruments in Nordea’s balance sheet at transition. It is furthermore expected that changes will be made to the standard before the standard becomes effective.

Nordea has, due to the fact that the standard is not yet endorsed by the EU commission and as changes before the effective date are likely, not finalised the investigation of the impact on the financial statements in the period of initial application or in subsequent periods.

#### IFRS 10 “Consolidated Financial Statements”, IFRS 11 “Joint Arrangements”, IFRS 12 “Disclosures of Interests in Other entities”, IAS 27 “Separate Financial Statements” and IAS 28 “Investments in Associates and Joint Ventures”

The IASB has published three new standards relating to consolidation, IFRS 10, IFRS 11 and IFRS 12, as well as amended IAS 27 and IAS 28. The effective date for these standards and amendments is 1 January 2013, but earlier application is permitted. The EU commission has endorsed these standards and amendments during 2012. In contrast to IFRS, the EU commission requires the standards to be applied for financial statements starting on or after 1 January 2014. Nordea will apply these standards as from 1 January 2014.

A potential impact from the new definition of control is that Nordea will have to consolidate additional entities (including so called Structured Entities or Special Purpose Entities, SPEs). Nordea’s current assessment is that no additional entities that significantly affect Nordea’s income statement, balance sheet or equity will have to be consolidated, although some uncertainty still remains around some mutual funds. If the funds have to be consolidated it will not affect the income statement, but it will have an impact on Nordea’s balance sheet and if those entities hold Nordea shares that will have to be eliminated in the Nordea Group there will be an impact on the equity. The new standards furthermore include more extensive disclosure requirements which will have an impact on Nordea’s disclosures covering consolidated and

unconsolidated entities. Otherwise, the new standards and amendments are not expected to have a significant impact on Nordea's income statement or balance sheet. It is not expected that the new standards and amendments will have a significant impact on the capital adequacy.

Nordea has not finalised the investigation of the impact on the financial statements in the period of initial application or in subsequent periods.

#### **IFRS 13 "Fair Value Measurement"**

The IASB has published IFRS 13 "Fair Value Measurement". The effective date is 1 January 2013, but earlier application is permitted. The EU commission endorsed this standard during 2012. Nordea will apply this standard as from 1 January 2013.

IFRS 13 clarifies how to measure fair value but does not change the requirements regarding which items should be measured at fair value. In addition IFRS 13 requires additional disclosures about fair value measurements.

The assessment is that the new standard will not have any significant impact on the income statement or balance sheet. There will, on the other hand, be an impact on the disclosures as the new standard requires more extensive disclosures regarding fair value measurements, especially for fair value measurements in level 3 of the fair value hierarchy.

The assessment is that the new standard will not have a significant impact on the capital adequacy.

#### **IAS 19 "Employee Benefits"**

IASB has amended IAS 19. The effective date is 1 January 2013, but earlier application is permitted. The EU commission has endorsed this amendment during 2012. Nordea will apply this amendment as from 1 January 2013.

The amended standard will have an impact on the financial statements in the period of initial application, as well as in subsequent periods. This is mainly related to defined benefit plans. The amended IAS 19 states that actuarial gains/losses shall be recognised immediately in equity through other comprehensive income, which will lead to higher volatility in equity compared to the current corridor approach. Consequently no actuarial gains/losses will be recognised in the income statement. Under current IAS 19, actuarial gain/losses outside the corridor are amortised through the income statement.

The amended IAS 19 furthermore states that the expected return on plan assets shall be recognised using the same interest rate as the discount rate used when measuring the pension obligation. This will lead to higher pension expenses in the income statement as Nordea currently expects a higher return than the discount rate. Any difference between the actual return and the expected return will be a part of the actuarial gains/losses recognised immediately in equity through other comprehensive income without recycling to the income statement.

The unrecognised actuarial losses at 31 December 2012 amounted to EUR 82m in NBF before income tax. This will at transition have a negative impact on equity of EUR 62m after income tax. If implemented on 31 December 2012, NBF's core tier 1 capital would have been reduced by EUR 41m, including impact from changes in deferred tax assets. The impact on the income statement is not expected to be significant. See note 33 "Retirement benefit obligations" for more information.

#### **IAS 32 Financial Instrument: Presentation**

IAS 32 "Financial Instruments: Presentation" has been amended. The change relates to offsetting of financial assets and financial liabilities. The amendment is not intended to change the criteria for offsetting, but to give additional guidance on how to apply the existing criteria.

The effective date is 1 January 2014 but earlier application is permitted. The EU commission endorsed these amendments during 2012. Nordea will apply this amendment as from 1 January 2013. The assessment is that the amended standard will not have any significant impact on the financial statements or on the capital adequacy.

#### **IFRS 7 Financial instruments: Disclosures**

IFRS 7 "Financial instruments: Disclosures" has furthermore been amended and will lead to additional disclosures around offsetting of financial assets and financial liabilities.

The effective date is 1 January 2013, but earlier application is permitted. The EU commission has endorsed these amendments during 2012. Nordea will apply this amendment as from 1 January 2013.

The amended standard will not have any impact on the financial statements, apart from disclosures, or on the capital adequacy.

#### 4. Critical judgements and estimation uncertainty

The preparation of financial statements in accordance with generally accepted accounting principles requires, in some cases, the use of judgements and estimates by management. Actual outcome can later, to some extent, differ from the estimates and the assumptions made. In this section Nordea describes:

- the sources of estimation uncertainty at the end of the reporting period that have a significant risk of resulting in a material adjustment to the carrying amount of assets and liabilities within the next financial year and
- the judgements made when applying accounting policies (apart from those involving estimations) that have the most significant effect on the amounts recognised in the financial statements.

Critical judgements and estimates are in particular associated with:

- the fair value measurement of certain financial instruments
- the impairment testing of:
  - goodwill and
  - loans to the public/credit institutions
- the effectiveness testing of cash flow hedges
- the actuarial calculations of pension liabilities and plan assets related to employees
- the valuation of investment properties
- the classification of leases
- the translations of assets and liabilities denominated in foreign currencies
- the valuation of deferred tax assets
- claims in civil lawsuits.

##### **Fair value measurement of certain financial instruments**

Nordea's accounting policy for determining the fair value of financial instruments is described in section 11 "Determination of fair value of financial instruments" and Note 41 "Assets and liabilities at fair value".

Critical judgements that have a significant impact on the recognised amounts for financial instruments are exercised when determining fair value of OTC derivatives and other financial instruments that lack quoted prices or recently observed market prices. Those judgements relate to the following areas:

- The choice of valuation techniques
- The determination of when quoted prices fail to represent fair value (including the judgement of whether markets are active)
- The construction of fair value adjustments in order to incorporate relevant risk factors such as credit risk, model risk and liquidity risk
- The judgement of which market parameters are observable.

When determining fair value of financial instruments that lack quoted prices or recently observed market prices there is also a high degree of estimation uncertainty. That estimation uncertainty is mainly a result of the judgement management exercises when:

- selecting an appropriate discount rate for the instrument and
- determining expected timing of future cash flows from the instruments.

In all of these instances, decisions are based upon professional judgement in accordance with Nordea's accounting and valuation policies. In order to ensure proper governance, Nordea has a Group Valuation Committee that on an on-going basis reviews critical judgements that are deemed to have a significant impact on fair value measurements.

Sensitivity analysis disclosures covering fair values of financial instruments with significant unobservable inputs can be found in Note 41 "Assets and liabilities at fair value".

##### **Impairment testing of goodwill**

Nordea's accounting policy for goodwill is described in section 15 "Intangible assets". Note 21 "Intangible assets" lists the cash generating units to which goodwill has been allocated.

The rates used to discount future expected cash flows are based on the long-term risk free interest rate plus a risk premium (post tax). The risk premium is based on external information of overall risk premiums in relevant countries.

For information on the sensitivity to changes in relevant parameters, see Note 21 "Intangible assets".

##### **Impairment testing of loans to the public/credit institutions**

Nordea's accounting policy for impairment testing of loans is described in section 13 "Loans to the public/credit institutions".

Management is required to exercise critical judgements and estimates when calculating loan impairment allowances on both individually assessed and collectively assessed loans. NBF's total lending before impairment allowances was EUR 102bn (100) at the end of the year. For more information, see Note 13 "Loans and impairment".



The most judgemental area is the calculation of collective impairment allowances. When testing a group of loans collectively for impairment, judgement has to be exercised when identifying the events and/or the observable data that indicate that losses have been incurred in the group of loans. Nordea monitors its portfolio through rating migrations and a loss event is an event resulting in a negative rating migration. Assessing the net present value of the cash flows generated by the customers in the group of loans also includes estimation uncertainty. This includes the use of historical data on probability of default and loss given default supplemented by acquired experience when adjusting the assumptions based on historical data to reflect the current situation.

#### **Effectiveness testing of cash flow hedges**

Nordea's accounting policies for cash flow hedges are described in section 9 "Hedge accounting".

One important judgement in connection to cash flow hedge accounting is the choice of method used for effectiveness testing.

Where Nordea applies cash flow hedge accounting the hedging instruments used are predominantly cross currency interest rate swaps, which are always held at fair value. The currency component is designated as a cash flow hedge of currency risk and the interest component as a fair value hedge of interest rate risk. The hypothetical derivative method is used when measuring the effectiveness of these cash flow hedges, meaning that the change in a perfect hypothetical swap is used as proxy for the present value of the cumulative change in expected future cash flows on the hedged transaction (the currency component). Critical judgement has to be exercised when defining the characteristics of the perfect hypothetical swap.

#### **Actuarial calculations of pension liabilities and plan assets related to employees**

Nordea's accounting policy for post-employment benefits is described in section 19 "Employee benefits".

The Projected Benefit Obligation (PBO) for major pension plans is calculated by external actuaries using demographic assumptions based on the current population. As a basis for these calculations a number of actuarial and financial parameters are used.

The estimation of the discount rate is subject to uncertainty around whether corporate bond markets are deep enough, of high quality and also in connection to the extrapolation of yield curves to relevant maturities. In Finland the discount rate is determined with reference to corporate bonds. Other parameters like assumptions about salary increases and inflation are based on the expected long-term development of these parameters and are also subject to estimation uncertainty. The fixing of these parameters at year-end

is disclosed in Note 33 "Retirement benefit obligations" together with a description of the discount rate sensitivity.

The expected return on plan assets is estimated taking into account the asset composition and based on long-term expectations on the return on the different asset classes. On bonds this is linked to the discount rate while equities and real estate have an added risk premium, both are subject to estimation uncertainty. The expected return is disclosed in Note 33 "Retirement benefit obligations".

#### **Valuation of investment properties**

Nordea's accounting policies for investment properties are described in section 17 "Investment property".

Investment properties are measured at fair value. As there normally are no active markets for investment properties, the fair values are estimated based on discounted cash flow models. These models are based on assumptions on future rents, vacancy levels, operating and maintenance costs, yield requirements and interest rates.

The carrying amounts of investment property were EUR 104m (71) at the end of the year. See Note 24 "Investment property" for more information on amounts and parameters used in these models.

#### **Classification of leases**

Nordea's accounting policies for leases are described in section 14 "Leasing".

Critical judgement has to be exercised when classifying lease contracts. A lease is classified as a finance lease if it transfers substantially all the risks and rewards related to ownership. A lease is classified as an operating lease if it does not transfer substantially all the risks and rewards related to ownership.

The central district properties in Finland, Norway and Sweden that Nordea has divested are leased back. The duration of the lease agreement was initially 3-25 years with renewal options. The lease agreements include no transfers of ownerships of the asset by the end of the lease term, nor any economic benefit from appreciation in value of the leased property. In addition, the lease term is not for the major part of the assets' economic life. As a result, Nordea has classified these leases as operating leases. This judgement is a critical judgement that has a significant impact on the carrying amounts in the financial statement.

More information on lease contracts can be found in Note 14 "Leasing".

#### **Translation of assets and liabilities denominated in foreign currencies**

Nordea's accounting policies covering the translation of assets and liabilities denominated in foreign currencies is described in section 8 "Translation of

assets and liabilities denominated in foreign currencies”.

#### **Valuation of deferred tax assets**

Nordea’s accounting policy for the recognition of deferred tax assets is described in section 18 “Taxes” and Note 12 “Taxes”.

The valuation of deferred tax assets is influenced by management’s assessment of Nordea’s future profitability and sufficiency of future taxable profits and future reversals of existing taxable temporary differences. These assessments are updated and reviewed at each balance sheet date, and are, if necessary, revised to reflect the current situation.

The carrying amount of deferred tax assets was EUR 16m (16) at the end of the year.

#### **Claims in civil lawsuits**

Within the framework of the normal business operations, Nordea faces a number of claims in civil lawsuits and disputes, most of which involve relatively limited amounts. Presently none of the current disputes are considered likely to have any significant adverse effect on Nordea or its financial position. See also Note 32 “Provisions” and Note 37 “Contingent liabilities”.

## **5. Principles of consolidation**

#### **Consolidated entities**

The consolidated financial statements include the accounts of the parent company Nordea Bank Finland Plc, and those entities that the parent company controls. Control is generally achieved when the parent company owns, directly or indirectly through group undertakings, more than 50 per cent of the voting rights or otherwise has the power to govern the financial and operating policies of the entity.

All Group undertakings are consolidated using the acquisition method. Under the acquisition method, the acquisition is regarded as a transaction whereby the parent company indirectly acquires the group undertaking’s assets and assumes its liabilities and contingent liabilities. The Group’s acquisition cost is established in a purchase price allocation analysis. In such analysis, the cost of the business combination is the aggregate of the fair values, at the date of exchange, of assets given, liabilities incurred or assumed and equity instruments issued by the acquirer, in exchange for the identifiable net assets acquired. Costs directly attributable to the business combination are expensed.

As at the acquisition date NBF recognises the identifiable assets acquired and the liabilities assumed at their acquisition date fair values.

For each business combination NBF measures the non-controlling interest in the acquired business either at fair value or at their proportionate share of the acquired identifiable net assets.

When the aggregate of the consideration transferred in a business combination and the amount recognised for non-controlling interest exceeds the net fair value of the identifiable assets, liabilities and contingent liabilities, the excess is reported as goodwill. If the difference is negative, such difference is recognised immediately in the income statement.

Equity and net income attributable to non-controlling interests are separately disclosed on the balance sheet, income statement and statement of comprehensive income.

Intra-group transactions and balances between the consolidated group undertakings are eliminated.

The Group undertakings are included in the consolidated accounts as from the date on which control is transferred to NBF and are no longer consolidated as from the date on which control ceases.

In the consolidation process the reporting from the group undertakings is adjusted to ensure consistency with the IFRS principles applied by Nordea.

#### *Investments in associated undertakings*

The equity method of accounting is used for associated undertakings where the share of voting rights is between 20 and 50 per cent and/or where NBF has significant influence. Significant influence is the power to participate in the financial and operating decisions of the investee but is not control over those policies. Investments within Nordea’s investment activities, which are classified as a venture capital organisation within Nordea, are measured at fair value in accordance with the rules set out in IAS 28 and IAS 39. Further information on the equity method is disclosed in section 6 “Recognition of operating income and impairment”.

Profits from companies accounted for under the equity method are reported post-taxes in the income statement. Consequently, the tax expense related to these profits is not included in the income tax expense for Nordea.

Internal transactions, in the income statement, between Nordea and its associated undertakings are not eliminated. Nordea does not have any sales of assets to or from associated undertakings.

### *Special Purpose Entities (SPE)*

A SPE is an entity created to accomplish a narrow and well defined objective. Often legal arrangements impose strict limits on the decision making powers of the management over the on-going activities of the SPE.

Nordea does not consolidate SPEs' assets and liabilities beyond its control. In order to determine whether Nordea controls a SPE or not, Nordea has to make judgements about risks and rewards and assess the ability to make operational decisions for the SPE in question. When assessing whether NBF shall consolidate a SPE, a range of factors are evaluated. These factors include whether the activities of the SPE are being in substance conducted on NBF's behalf or if NBF has in substance the decision making powers, the rights to obtain the majority of the benefits or the majority of the residual- or ownership risks. NBF consolidates all SPEs, where NBF has retained the majority of the risks and rewards. For the SPEs that are not consolidated the rationale is that NBF does not have significant risks or rewards in connection to these assets and liabilities.

Nordea has created a number of SPEs to allow clients to invest in assets invested in by the SPEs. Some SPEs invest in tradable financial instruments, such as shares and bonds (mutual funds). Other SPEs invest in structured credit products or acquire assets from customers of Nordea. Nordea is generally the investment manager and has sole discretion about investments and other administrative decisions. Typically, Nordea will receive service and commission fees in connection to the creation of the SPEs, or because it acts as investment manager, custodian or in some other function. This in itself does not constitute a beneficial interest triggering consolidation. In some SPEs Nordea has also supplied substantial parts of the funding in the form of fund units, loans or credit commitments. In these SPEs Nordea has a beneficial interest and retains the majority of the risks and rewards, which is why these SPEs are consolidated. Note 19 "Investments in group undertakings" lists the major group undertakings in the NBF Group, including consolidated SPEs.

### **Currency translation of foreign entities**

The consolidated financial statements are prepared in euro (EUR), the presentation currency of the parent company Nordea Bank Finland Plc. The current method is used when translating the financial statements of foreign entities into EUR from their functional currency. The assets and liabilities of foreign entities have been translated at the closing rates, while items in the income statements and statements of comprehensive income are translated at the average exchange rate for the year. Translation

differences are accounted for in other comprehensive income and are accumulated in the translation reserve in equity.

Goodwill and fair value adjustments arising from the acquisition of group undertakings are treated as items in the same functional currency as the cash generating unit to which they belong and are also translated at the closing rate.

## **6. Recognition of operating income and impairment**

### **Net interest income**

Interest income and expense are calculated and recognised based on the effective interest rate method or, if considered appropriate, based on a method that results in an interest income or interest expense that is a reasonable approximation of using the effective interest rate method as basis for the calculation. The effective interest includes fees considered to be an integral part of the effective interest rate of a financial instrument (generally fees received as compensation for risk). The effective interest rate equals the rate that discounts the contractual future cash flows to the carrying amount of the financial asset or financial liability.

Interest income and expenses from financial instruments are, with the exceptions described below, classified as "Net interest income".

Interest income and interest expense related to all balance sheet items held at fair value in Markets are classified as "Net result from items at fair value" in the income statement. Also the interest on the net funding of the operations in Markets is recognised on this line.

The interest component in FX swaps, and the interest paid and received in interest rate swaps plus changes in accrued interest, is classified as "Net result from items at fair value", apart for derivatives used for hedging, including economical hedges of Nordea's funding, where such components are classified as "Net interest income".

### **Net fee and commission income**

Nordea earns commission income from different services provided to its customers. The recognition of commission income depends on the purpose for which the fees are received. Fees are either recognised as revenue when services are provided or in connection to the execution of a significant act. Fees received in connection to performed services are recognised as income in the period these services are provided. A loan syndication fee received as payment for arranging a loan, as well as other fees received as payments for certain acts, are recognised as revenue when the act has been completed, i.e. when the syndication has been finalised.

Commission expenses are normally transaction based and recognised in the period when the services are received.

Income from issued financial guarantees and expenses from bought financial guarantees, including fees paid to state guarantees, are amortised over the duration of the instruments and classified as “Fee and commission income” and “Fee and commission expense” respectively.

#### **Net result from items at fair value**

Realised and unrealised gains and losses on financial instruments measured at fair value through profit or loss are recognised in the item “Net result from items at fair value”.

Realised and unrealised gains and losses derive from:

- Shares/participations and other share-related instruments
- Interest-bearing securities and other interest-related instruments
- Other financial instruments, including credit derivatives as well as commodity instruments/derivatives
- Foreign exchange gains/losses
- Investment properties, which include realised and unrealised income, for instance revaluation gains and losses. This line also includes realised results from disposals as well as the running property yield stemming from the holding of investment properties.

Interest income and interest expense related to all balance sheet items in Markets and , including the net funding of the operations in Markets, are classified as “Net result from items at fair value”.

Also the ineffective portion of cash flow hedges and net investment hedges as well as recycled gains and losses on financial instruments classified into the category Available for sale are recognised in “Net result from items at fair value”.

This item also includes realised gains and losses from financial instruments measured at amortised cost, such as interest compensation received and realised gains/losses on buy-backs of issued own debt.

“Net result from items at fair value” also includes losses from counterparty risk on instruments classified into the category Financial assets at fair value through profit or loss as well as impairment on instruments classified into the category Available for sale. Impairment losses from instruments within other categories are recognised in the items “Net loan losses” or “Impairment of securities held as financial non-current assets” (see also the sub-sections “Net loan losses” and “Impairment of securities held as financial non-current assets” below).

Dividends received are recognised in the income statement as “Net result from items at fair value” and classified as “Shares/participations and other share-related instruments” in the note. Income is recognised in the period in which the right to receive payment is established.

#### **Profit from companies accounted for under the equity method**

The profit from companies accounted for under the equity method is defined as the post-acquisition change in NBF’s share of net assets in the associated undertakings. NBF’s share of items accounted for in other comprehensive income in the associated undertakings is accounted for in other comprehensive income in NBF. Profits from companies accounted for under the equity method are, as stated in section 5 “Principles of consolidation”, reported in the income statement post-taxes. Consequently the tax expense related to these profits is excluded from the income tax expense for NBF.

Fair values are, at acquisition, allocated to the associated undertaking’s identifiable assets, liabilities and contingent liabilities. Any difference between NBF’s share of the fair values of the acquired identifiable net assets and the purchase price is goodwill or negative goodwill. Goodwill is included in the carrying amount of the associated undertaking. Subsequently the investment in the associated undertaking increases/decreases with NBF’s share of the post-acquisition change in net assets in the associated undertaking and decreases through received dividends and impairment. An impairment charge can be reversed in a subsequent period.

The change in Nordea’s share of the net assets is generally based on monthly reporting from the associated undertakings. For some associated undertakings that are not individually significant, the change in Nordea’s share of the net assets is based on the external reporting of the associated undertakings and affects the financial statements of Nordea in the period in which the information is available. The reporting from the associated undertakings is, if applicable, adjusted to comply with Nordea’s accounting policies.

#### **Other operating income**

Net gains from divestments of shares in group undertakings and associated undertakings and net gains on sale of tangible assets as well as other operating income, not related to any other income line, are generally recognised when it is probable that the benefits associated with the transaction will flow to Nordea and if the significant risks and rewards have been transferred to the buyer (generally when the transactions are finalised).

### **Net loan losses**

Impairment losses from financial assets classified into the category Loans and receivables (see section 12 "Financial instruments"), in the items "Loans to central banks", "Loans to credit institutions" and "Loans to the public" on the balance sheet, are reported as "Net loan losses" together with losses from financial guarantees. Losses are reported net of any collateral and other credit enhancements. Nordea's accounting policies for the calculation of impairment losses on loans can be found in section 13 "Loans to the public/credit institutions".

Counterparty losses on instruments classified into the category Financial assets at fair value through profit or loss, including credit derivatives but apart from loans held at fair value as described above, as well as impairment on financial assets classified into the category Available for sale are reported under "Net result from items at fair value".

### **Impairment of securities held as financial non-current assets**

Impairment on investments in interest-bearing securities, classified into the categories Loans and receivables or Held to maturity, and on investments in associated undertakings are classified as "Impairment of securities held as financial non-current assets" in the income statement. The policies covering impairment of financial assets classified into the categories Loans and receivables and Held to maturity are disclosed in section 12 "Financial instruments" and section 13 "Loans to the public/credit institutions".

Investments in associated undertakings are assessed for impairment annually. If observable indicators (loss events) indicate that an associated undertaking is impaired, an impairment test is performed to assess whether there is objective evidence of impairment. The carrying amount of the investment in the associate is compared with the recoverable amount (higher of value in use and fair value less cost to sell) and the carrying amount is written down to the recoverable amount if required.

Impairment losses are reversed if the recoverable amount increases. The carrying amount is then increased to the recoverable amount, but cannot exceed the carrying amount that would have been determined had no impairment loss been recognised.

### **7. Recognition and derecognition of financial instruments on the balance sheet**

Derivative instruments, quoted securities and foreign exchange spot transactions are recognised on and derecognised (reclassified to the items "Other assets" or "Other liabilities" on the balance sheet between trade date and settlement date) from the balance sheet

on the trade date. Other financial instruments are recognised on the balance sheet on the settlement date.

Financial assets, other than those for which trade date accounting is applied, are derecognised from the balance sheet when the contractual rights to the cash flows from the financial asset expire or are transferred to another party. The rights to the cash flows normally expire or are transferred when the counterparty has performed by e.g. repaying a loan to Nordea, i.e. on the settlement date.

In some cases, Nordea enters into transactions where it transfers assets that are recognised on the balance sheet, but retains either all or a portion of risks and rewards from the transferred assets. If all or substantially all risks and rewards are retained, the transferred assets are not derecognised from the balance sheet. If Nordea's counterparty can sell or repledge the transferred assets, the assets are reclassified to the item "Financial instruments pledged as collateral" on the balance sheet. Transfers of assets with retention of all or substantially all risks and rewards include e.g. security lending agreements and repurchase agreements.

Financial liabilities are derecognised from the balance sheet when the liability is extinguished. Normally this occurs when Nordea performs, for example when Nordea repays a deposit to the counterparty, i.e. on the settlement date. Financial liabilities under trade date accounting are generally reclassified to "Other liabilities" on the balance sheet on the trade date.

For further information see sections "Securities borrowing and lending agreements" and "Repurchase and reverse repurchase agreements" within 12 "Financial instruments", as well as Note 42 "Transferred assets and obtained collaterals".

### **8. Translation of assets and liabilities denominated in foreign currencies**

The functional currency of each entity is decided based upon the primary economic environment in which the entity operates. Foreign currency is defined as any currency other than the functional currency of the entity. Foreign currency transactions are recorded at the exchange rate on the date of the transaction. Monetary assets and liabilities denominated in foreign currencies are translated at the exchange rate on the balance sheet date.

Exchange differences arising on the settlement of transactions at rates different from those at the date of the transaction, and unrealised translation differences on unsettled foreign currency monetary assets and liabilities, are recognised in the income statement in the item "Net result from items at fair value".

## 9. Hedge accounting

Nordea applies the EU carve out version of IAS 39 for portfolio hedges of both assets and liabilities. The EU carve out macro hedging enables a group of derivatives (or proportions thereof) to be viewed in combination and designated as the hedging instrument and removes some of the limitations in fair value hedge accounting relating to hedging core deposits and under-hedging strategies.

Nordea uses hedge accounting in order to have a symmetrical accounting treatment of the changes in fair value of the hedged item and changes in fair value of the hedging instruments as well as to hedge the exposure to variability in future cash flows and the exposure to net investments in foreign operations.

There are three forms of hedge accounting:

- Fair value hedge accounting
- Cash flow hedge accounting
- Hedges of net investments in foreign operations.

NBF currently applies fair value hedge accounting and cash flow hedge accounting.

### Fair value hedge accounting

Fair value hedge accounting is used when derivatives are hedging changes in fair value of a recognised asset or liability attributable to a specific risk. The risk of changes in fair value of assets and liabilities in Nordea's financial statements originates mainly from loans, securities and deposits with a fixed interest rate, causing interest rate risk. Changes in fair value from derivatives as well as changes in fair value of the hedged item attributable to the risks being hedged are recognised separately in the income statement in the item "Net result from items at fair value". Given an effective hedge, the two changes in fair value will more or less balance, meaning the net result is close to zero. The changes in fair value of the hedged item attributable to the risks hedged with the derivative instrument are reflected in an adjustment to the carrying amount of the hedged item, which is also recognised in the income statement. The fair value change of the hedged items held at amortised cost in a portfolio hedge of interest rate risks is reported separately from the portfolio in the item "Fair value changes of the hedged items in portfolio hedge of interest rate risk" on the balance sheet.

Fair value hedge accounting in Nordea is performed mainly on a portfolio basis. Any ineffectiveness is recognised in the income statement under the item "Net result from items at fair value".

### Hedged items

A hedged item in a fair value hedge can be a recognised single asset or liability, an unrecognised firm commitment, or a portion thereof. The hedged item can also be a group of assets, liabilities or firm

commitments with similar risk characteristics. Hedged items in Nordea consist of both individual assets or liabilities and portfolios of assets and/or liabilities.

### Hedging instruments

The hedging instruments used in Nordea are predominantly interest rate swaps and cross currency interest rate swaps, which are always held at fair value. Cash instruments are only used in a few transactions as hedging instruments when hedging currency risk.

### Cash flow hedge accounting

Cash flow hedge accounting can be used for the hedging of exposure to variations in future interest payments on instruments with variable interest rates and for the hedging of currency exposures. The portion of the gain or loss on the hedging instrument, that is determined to be an effective hedge, is recognised in other comprehensive income and accumulated in the cash flow hedge reserve in equity. The ineffective portion of the gain or loss on the hedging instrument is recycled to the item "Net result from items at fair value" in the income statement.

Gains or losses on hedging instruments recognised in the cash flow hedge reserve in equity through other comprehensive income are recycled and recognised in the income statement in the same period as the hedged item affects profit or loss, normally in the period that interest income and interest expense is recognised.

### Hedged items

A hedged item in a cash flow hedge can be highly probable floating interest rate cash flows from recognised assets or liabilities or from future assets or liabilities. Nordea uses cash flow hedges when hedging currency risk in future payments of interest and principal in foreign currency.

### Hedging instruments

The hedging instruments used in Nordea are predominantly cross currency interest rate swaps, which are always held at fair value, where the currency component is designated as a cash flow hedge of currency risk and the interest component as a fair value hedge of interest rate risk.

### Hedge effectiveness

The application of hedge accounting requires the hedge to be highly effective. A hedge is regarded as highly effective if at inception and throughout its life it can be expected that changes in fair value of the hedged item as regards the hedged risk can be essentially offset by changes in fair value of the hedging instrument. The result should be within a range of 80–125 per cent. When assessing hedge effectiveness retrospectively Nordea measures the fair value of the hedging instruments and compares the change in fair value of the hedging instrument to the change in fair value of the hedged item. The effectiveness measurement is made on a cumulative basis. The hypothetical

derivative method is used when measuring the effectiveness of cash flow hedges, meaning that the change in a perfect hypothetical swap is used as proxy for the present value of the cumulative change in expected future cash flows from the hedged transaction (the currency component).

If the hedge relationship does not fulfil the requirements, hedge accounting is terminated. For fair value hedges the hedging instrument is reclassified to a trading derivative and the change in the fair value of the hedged item, up to the point when the hedge relationship is terminated, is amortised to the income statement on a straight-line basis over the remaining maturity of the hedged item.

In cash flow hedges, changes in the unrealised value of the hedging instrument will be accounted for in the income statement prospectively from the last time it was proven effective. The cumulative gain or loss on the hedging instrument that has been recognised in the cash flow hedge reserve in equity through other comprehensive income from the period when the hedge was effective is reclassified from equity to "Net result from items at fair value" in the income statement if the expected transaction no longer is expected to occur. If the expected transaction no longer is highly probable, but is still expected to occur, the cumulative gain or loss on the hedging instrument that has been recognised in other comprehensive income from the period when the hedge was effective remains in other comprehensive income until the transaction occurs or is no longer expected to occur.

#### **10. Determination of fair value of financial instruments**

Financial assets and liabilities classified into the categories Financial assets/liabilities at fair value through profit or loss (including derivative instruments) are recorded at fair value on the balance sheet with changes in fair value recognised in the income statement in the item "Net result from items at fair value".

Fair value is defined as the amount for which an asset could be exchanged, or a liability settled, between knowledgeable, willing parties in an arm's length transaction.

The existence of published price quotations in an active market is the best evidence of fair value and when they exist they are used to measure financial assets and financial liabilities. An active market for the asset or

liability is a market in which transactions for the asset or liability occur with sufficient frequency and volume to provide pricing information on an on-going basis. The absolute level for liquidity and volume required for a market to be considered active vary with the instrument classes. For some classes low price volatility is seen, also for those instruments within the class where the trade frequency is high. For instruments in such a class the liquidity requirements are lower and correspondingly the age limit for the prices used for establishing fair value is higher.

Whether markets are active or non-active is assessed regularly. The trade frequency and volume are monitored daily.

Nordea is predominantly using published price quotations to establish fair value for items disclosed under the following balance sheet items:

- Interest-bearing securities
- Shares (listed)
- Derivatives (listed)

If quoted prices for a financial instrument fail to represent actual and regularly occurring market transactions or if quoted prices are not available, fair value is established by using an appropriate valuation technique. The adequacy of the valuation technique, including an assessment of whether to use quoted prices or theoretical prices, is monitored on a regular basis.

Valuation techniques can range from simple discounted cash flow analysis to complex option pricing models. Valuation models are designed to apply observable market prices and rates as input whenever possible, but can also make use of unobservable model parameters. The adequacy of the valuation model is assessed by measuring its capability to hit market prices. This is done by comparison of calculated prices to relevant benchmark data, e.g. quoted prices from exchange, the counterparty's valuations, price data from consensus services etc.

Nordea is predominantly using valuation techniques to establish fair value for items disclosed under the following balance sheet items:

- Interest-bearing securities (when quoted prices in an active market are not available)
- Shares (when quoted prices in an active market are not available)
- Derivatives (OTC derivatives)

For financial instruments, where fair value is estimated by a valuation technique, it is investigated whether the variables used in the valuation model are predominantly based on data from observable markets. By data from observable markets, Nordea refers to data that can be collected from generally available external sources and where this data is judged to represent realistic market prices. If non-observable data has a significant impact on the valuation, the instrument cannot be recognised initially at the fair value estimated by the valuation technique and any upfront gains are thereby deferred and amortised through the income statement over the contractual life of the instrument. The deferred upfront gains are subsequently released to income if the non-observable data becomes observable.

Note 41 “Assets and liabilities at fair value” provides a breakdown of fair values of financial instruments measured on the basis of:

- quoted prices in active markets for the same instrument (level 1),
- valuation technique using observable data (level 2), and
- valuation technique using non-observable data (level 3).

The valuation models applied by Nordea are consistent with accepted economic methodologies for pricing financial instruments and incorporate the factors that market participants consider when setting a price.

New valuation models are subject to approval by the Model Risk Management Committee and all models are reviewed on a regular basis.

For further information, see Note 41 “Assets and liabilities at fair value”.

## 11. Cash and cash equivalents

Cash and cash equivalents consist of cash and balances with central banks where the following conditions are fulfilled:

- The central bank is domiciled in a country where Nordea is operating under a banking licence.
- The balance is readily available at any time.

Cash and cash equivalents are financial instruments classified into the category Loans and receivables, see section 12 “Financial instruments”.

Loans to credit institutions payable on demand are also recognised as “Cash and cash equivalents” in the cash flow statement together with instruments with central banks that can be resold immediately.

## 12. Financial instruments

### Classification of financial instruments

Each financial instrument has been classified into one of the following categories:

Financial assets:

- Financial assets at fair value through profit or loss:
  - Held for trading
  - Designated at fair value through profit or loss (Fair Value Option)
- Loans and receivables
- Held to maturity
- Available for sale

Financial liabilities:

- Financial liabilities at fair value through profit or loss:
  - Held for trading
  - Designated at fair value through profit or loss (Fair Value Option)
- Other financial liabilities.

All financial assets and liabilities are initially measured at fair value. The classification of financial instruments into different categories forms the basis for how each instrument is subsequently measured on the balance sheet and how changes in its value are recognised. The classification of the financial instruments on Nordea’s balance sheet into different categories is presented in Note 40 “Classification of financial instruments”.

### *Financial assets and financial liabilities at fair value through profit or loss*

Financial assets and financial liabilities at fair value through profit or loss are measured at fair value, excluding transaction costs. All changes in fair values are recognised directly in the income statement in the item “Net result from items at fair value”.

The category consists of two sub-categories; Held for trading and Designated at fair value through profit or loss (Fair value option).

The sub-category Held for trading mainly contains derivative instruments that are held for trading purposes, interest-bearing securities and shares within Markets and Treasury. It also contains trading liabilities such as short-selling positions.

The major parts of the financial assets/liabilities classified into the category Designated at fair value through profit or loss are certain other assets/liabilities, interest-bearing securities and shares. Nordea also applies the Fair value option on certain financial assets and financial liabilities related to Markets. The classification stems from the fact that Markets is managing and measuring its financial assets and liabilities at fair value. Consequently, the majority of



financial assets and financial liabilities in Markets are classified into the categories Financial assets/Financial liabilities at fair value through profit or loss.

#### *Loans and receivables*

Loans and receivables are non-derivative financial assets, with fixed or determinable payments, that are not quoted in an active market. These assets and their impairment are further described in the separate section 13 "Loans to the public/credit institutions".

#### *Held to maturity*

Financial assets that Nordea has chosen to classify into the category Held-to-maturity are non-derivative financial assets with fixed or determinable payments and fixed maturity that Nordea has the positive intent and ability to hold to maturity. Financial assets classified into the category Held-to-maturity are initially recognised on the balance sheet at the acquisition price, including transaction costs. Subsequent to initial recognition, the instruments within this category are measured at amortised cost. In an amortised cost measurement, the difference between acquisition cost and redemption value is amortised in the income statement over the remaining term using the effective interest rate method.

If more than an insignificant amount of the Held to maturity portfolio is sold or transferred, the Held to maturity category is tainted, except if the sale or transfer either occur close to maturity, after substantially all of the original principal is already collected, or due to an isolated non-recurring event beyond the control of Nordea.

Nordea assesses at each reporting date whether there is any objective evidence that the asset is impaired. If there is such evidence, an impairment loss is recorded. The loss is calculated as the difference between the carrying amount and the present value of estimated future cash flows and is recognised as "Impairment of securities held as financial non-current assets" in the income statement. See section 13 "Loans to the public/credit institutions" for more information on the identification and measurement of objective evidence of impairment, which is applicable also for interest-bearing securities classified into the category Held to maturity.

#### *Available for sale*

Financial instruments classified into the category Available for sale are measured at fair value. Changes in fair values, except for interest, foreign exchange effects and impairment losses, are recognised in the fair value reserve in equity through other comprehensive income. Interest is recognised in the item "Interest income" and foreign exchange effects and impairment losses in the item "Net result from items at fair value" in the income statement.

When an instrument classified into the category Available for sale is disposed of, the fair value changes that previously have been accumulated in the fair value reserve (related to Available for sale investments) in other comprehensive income are removed from equity and recognised in the income statement in the item "Net result from items at fair value".

Financial assets classified into the category Available for sale are assessed at least annually in order to determine any need for impairment losses. If there is objective evidence of impairment, the accumulated loss that has been recognised in other comprehensive income is removed from equity and recognised as "Net result from items at fair value" in the income statement. The amount of the accumulated loss that is recycled from equity is the difference between the asset's acquisition cost and current fair value. For equity investments a prolonged or significant decline in the fair value, compared to the acquisition cost, is considered to be objective evidence of impairment. Objective evidence of impairment for a debt instrument is rather connected to a loss event, such as an issuer's financial difficulty.

#### *Other financial liabilities*

Financial liabilities, other than those classified into the category Financial liabilities at fair value through profit or loss, are measured at amortised cost. Interest from Other financial liabilities is recognised in the item "Interest expense" in the income statement.

#### **Hybrid (combined) financial instruments**

Hybrid (combined) financial instruments are contracts containing a host contract and an embedded derivative instrument. Such combinations arise predominantly from the issuance of structured debt instruments, such as issued index-linked bonds.

Index-linked bonds issued by Group Treasury are considered to be part of the funding activities. The zero coupon bond is measured at amortised cost. The embedded derivatives in those instruments are separated from the host contract and accounted for as stand-alone derivatives at fair value if the economic characteristics and risks of the embedded derivative are not closely related to the economic characteristics and risks of the host contract, and the embedded derivative meets the definition of a derivative instrument. Changes in fair values of the embedded derivatives are recognised in the income statement in the item "Net result from items at fair value".

Index-linked bonds issued by Markets as part of the trading portfolio are classified into the category Held for trading, and the entire combined instrument, host contract together with the embedded derivative, is measured at fair value through profit or loss. Changes in fair values are recognised in the income statement in the item "Net result from items at fair value".

### **Securities borrowing and lending agreements**

Generally, securities borrowing and securities lending transactions are entered into on a collateralised basis. Unless the risks and rewards of ownership are transferred, the securities are not recognised on or derecognised from the balance sheet. In the cases where the counterpart is entitled to resell or repledge the securities, the securities are reclassified to the balance sheet item “Financial instruments pledged as collateral”.

Securities in securities lending transactions are also disclosed in the item “Assets pledged as security for own liabilities”.

Cash collateral advanced (securities borrowing) to the counterparts is recognised on the balance sheet as “Loans to central banks”, “Loans to credit institutions” or as “Loans to the public”. Cash collateral received (securities lending) from the counterparts is recognised on the balance sheet as “Deposits by credit institutions” or as “Deposits and borrowings from the public”.

### **Repurchase and reverse repurchase agreements**

Securities delivered under repurchase agreements and securities received under reverse repurchase agreements are not derecognised from or recognised on the balance sheet. In the cases where the counterpart has the right to resell or repledge the securities, the securities are reclassified to the balance sheet line “Financial instruments pledged as collateral”.

Securities delivered under repurchase agreements are also disclosed in the item “Assets pledged as security for own liabilities”.

Cash received under repurchase agreements is recognised on the balance sheet as “Deposits by credit institutions” or as “Deposits and borrowings from the public”. Cash delivered under reverse repurchase agreements is recognised on the balance sheet as “Loans to central banks”, “Loans to credit institutions” or as “Loans to the public”.

Additionally, the sale of securities received in reverse repurchase agreements trigger the recognition of a trading liability (short sale).

### **Derivatives**

All derivatives are recognised on the balance sheet and measured at fair value. Derivatives with total positive fair values, including any accrued interest, are recognised as assets in the item “Derivatives” on the asset side. Derivatives with total negative fair values, including any accrued interest, are recognised as liabilities in the item “Derivatives” on the liability side.

Realised and unrealised gains and losses from derivatives are recognised in the income statement in the item “Net result from items at fair value”.

### **Offsetting of financial assets and liabilities**

Nordea offsets financial assets and liabilities on the balance sheet if there is a legal right to offset, in the ordinary course of business and in case of bankruptcy, and if the intent is to settle the items net or realise the asset and settle the liability simultaneously. This is generally achieved through the central counterparty clearing houses with which Nordea has agreements.

## **13. Loans to the public/credit institutions**

Financial instruments classified as “Loans to the public/credit institutions” (including loans to central banks) on the balance sheet and into the category Loans and receivables are measured at amortised cost (see also the separate section 7 “Recognition and derecognition of financial instruments on the balance sheet” as well as Note 40 “Classification of financial instruments”).

Nordea monitors loans as described in the separate section on Risk, Liquidity and Capital management. Loans attached to individual customers or groups of customers are identified as impaired if the impairment tests indicate an objective evidence of impairment.

Interest-bearing securities classified into the categories Loans and receivables and Held to maturity are also held at amortised cost and the description below is valid also for the identification and measurement of impairment on these assets. Possible impairment losses on interest-bearing securities classified into the categories Loans and receivables and Held to maturity are recognised as “Impairment of securities held as non-current financial assets” in the income statement.

### **Impairment test of individually assessed loans**

Nordea tests all loans for impairment on an individual basis. The purpose of the impairment tests is to find out if the loans have become impaired. As a first step in the identification process for impaired loans, Nordea monitors whether there are indicators of impairment (loss event) and whether these loss events represent objective evidence of impairment. More information on the identification of loss events can be found in the Risk, Liquidity and Capital management section.

Loans that are not individually impaired will be transferred to a group of loans with similar risk characteristics for a collective impairment test.

### **Impairment test of collectively assessed loans**

Loans not impaired on an individual basis are collectively tested for impairment.

These loans are grouped on the basis of similar credit risk characteristics that are indicative of the debtors’ ability to pay all amounts due according to the contractual terms. Nordea monitors its portfolio through rating migrations and the credit decision and annual review process supplemented by quarterly risk reviews. Through these processes Nordea identifies

loss events indicating incurred losses in a group. A loss event is an event resulting in a deterioration of the expected future cash flows. Only loss events incurred up to the reporting date are included when performing the assessment of the group.

The objective for the group assessment process is to evaluate if there is a need to make a provision due to the fact that a loss event has occurred, which has not yet been identified on an individual basis. This period between the date when the loss event occurred and the date when it is identified on an individual basis is called "Emergence period". The impairment remains related to the group of loans until the losses have been identified on an individual basis. The identification of the loss is made through a default of the engagement or by other indicators.

For corporate customers and bank counterparts, Nordea uses the existing rating system as a basis when assessing the credit risk. Nordea uses historical data on probability of default to estimate the risk for a default in a rating class. These loans are rated and grouped mostly based on type of industry and/or sensitivity to certain macro parameters, e.g. dependency on oil prices etc.

Personal customers and small corporate customers are monitored through scoring models. These are based mostly on historical data, as default rates and loss rates given a default, and experienced judgement performed by management. Rating and scoring models are described in more detail in the separate section on Risk, Liquidity and Capital management.

The collective assessment is performed through a netting principle, i.e. when rated engagements are up-rated due to estimated increases in cash flows, this improvement will be netted against losses on loans that are down-rated due to estimated decreases in cash-flows. Netting is only performed within groups with similar risk characteristics where Nordea assesses that the customers' future cash flows are insufficient to serve the loans in full.

#### **Impairment loss**

If the carrying amount of the loans is higher than the sum of the net present value of estimated cash flows (discounted with original effective interest rate), including the fair value of the collaterals and other credit enhancements, the difference is the impairment loss.

For significant loans that have been individually identified as impaired, the measurement of the impairment loss is made on an individual basis.

For insignificant loans that have been individually identified as impaired and for loans not identified as impaired on an individual basis, the measurement of

the impairment loss is measured using portfolio based expectation of the future cash flows.

If the impairment loss is not regarded as final, the impairment loss is accounted for on an allowance account representing the accumulated impairment losses. Changes in the credit risk and accumulated impairment losses are accounted for as changes in the allowance account and as "Net loan losses" in the income statement (see also section 6 "Recognition of operating income and impairment").

If the impairment loss is regarded as final, it is reported as a realised loss and the value of the loan and the related allowance for impairment loss are derecognised. An impairment loss is regarded as final when the obligor is filed for bankruptcy and the administrator has declared the economic outcome of the bankruptcy procedure, or when Nordea forgives its claims either through a legal based or voluntary reconstruction or when Nordea, for other reasons, deems it unlikely that the claim will be recovered.

#### **Discount rate**

The discount rate used to measure impairment is the original effective interest rate for loans attached to an individual customer or, if applicable, to a group of loans. If considered appropriate, the discount rate can be based on a method that results in an impairment that is a reasonable approximation of using the effective interest rate method as basis for the calculation.

#### **Restructured loans**

In this context a restructured loan is defined as a loan where Nordea has granted concessions to the obligor due to its deteriorated financial situation and where this concession has resulted in an impairment loss for Nordea. After a reconstruction the loan is normally regarded as not impaired if it performs according to the new conditions. Concessions made in reconstructions are regarded as loan losses unless Nordea retains the possibility to regain the loan losses incurred. In the event of a recovery the payment is reported as a recovery of loan losses.

#### **Assets taken over for protection of claims**

In a financial reconstruction the creditor may concede loans to the obligor and in exchange for this concession acquire an asset pledged for the conceded loans, shares issued by the obligor or other assets. Assets taken over for protection of claims are reported on the same balance sheet line as similar assets already held by Nordea. For example a property taken over, not held for Nordea's own use, is reported together with other investment properties.

At initial recognition, all assets taken over for protection of claims are recognised at fair value and the possible difference between the carrying amount of the loan and the fair value of the assets taken over is recognised as "Net loan losses". The fair value of the

asset on the date of recognition becomes its cost or amortised cost value, as applicable. In subsequent periods, assets taken over for protection of claims are valued in accordance with the valuation principles for the appropriate type of asset. Investment properties are then measured at fair value. Financial assets that are foreclosed are generally classified into the categories Available for sale or Designated at fair value through profit or loss (Fair Value Option) (see section 12 "Financial instruments") and measured at fair value. Changes in fair values are recognised in other comprehensive income for assets classified into the category Available for sale. For assets classified into the category Designated at fair value through profit or loss, changes in fair value are recognised in the income statement under the line "Net result from items at fair value".

Any change in value, after the initial recognition of the asset taken over, is presented in the income statement in line with the Group's presentation policies for the appropriate asset. "Net loan losses" in the income statement is, after the initial recognition of the asset taken over, consequently not affected by any subsequent remeasurement of the asset.

## 14. Leasing

### NBF as lessor

#### *Finance leases*

Nordea's leasing operations mainly comprise finance leases. A finance lease is reported as a receivable from the lessee on the balance sheet item "Loans to the public" at an amount equal to the net investment in the lease. The lease payment, excluding cost of services, is recorded as repayment of principal and interest income. The income allocation is based on a pattern reflecting a constant periodic return on the net investment outstanding in respect of the finance lease.

#### *Operating leases*

Assets subject to operating leases on the balance sheet are reported in accordance with the nature of the assets, in general as property and equipment. Leasing income is recognised as income on a straight-line basis over the lease term and classified as "Net interest income". The depreciation of the leased assets is calculated on the basis of Nordea's depreciation policy for similar assets and reported as "Depreciation, amortisation and impairment charges of tangible and intangible assets" in the income statement.

### NBF as lessee

#### *Finance leases*

No leases in NBF have been classified as finance leases.

#### *Operating leases*

Operating leases are not recognised on NBF's balance sheet. For operating leases the lease payments are recognised as expenses in the income statement on a

straight-line basis over the lease term unless another systematic way better reflects the time pattern of NBF's benefit. The original lease terms normally range between 3 to 25 years.

Operating leasing is mainly related to office premises contracts and office equipment contracts normal to the business.

The central district properties in Finland, Norway and Sweden that Nordea has divested are leased back. The duration of the lease agreements was initially 3-25 years with renewal options. The lease agreements include no transfers of ownerships of the asset by the end of the lease term, nor any economic benefits from appreciation in value of the leased property. In addition, the lease term is not for the major part of the assets' economic life. These leases are thus classified as operating leases. The rental expense for these premises is recognised on the basis of the time-pattern of Nordea's economic benefit which differs from the straight-line basis and better resembles an ordinary rental arrangement.

#### *Embedded leases*

Agreements can contain a right to use an asset in return for a payment, or a series of payments, although the agreement is not in the legal form of a leasing contract. If applicable, these assets are separated from the contract and accounted for as leased assets.

## 15. Intangible assets

Intangible assets are identifiable, non-monetary assets without physical substance. The assets are under NBF's control, which means that NBF has the power and rights to obtain the future economic benefits flowing from the underlying resource. The intangible assets in NBF mainly consist of goodwill, IT development/computer software and customer related intangible assets.

### **Goodwill**

Goodwill represents the excess of the cost of an acquisition over the fair value of Nordea's share of net identifiable assets of the acquired group undertaking/associated undertaking at the date of acquisition. Goodwill on acquisition of group undertakings is included in "Intangible assets". Goodwill on acquisitions of associates is not recognised as a separate asset, but included in "Investments in associated undertakings". Goodwill is tested annually for impairment or more frequently if events or changes in circumstances indicate that it might be impaired. Goodwill is carried at cost less accumulated impairment losses. Impairment losses on goodwill cannot be reversed in subsequent periods. Goodwill related to associated undertakings is not tested for impairment separately, but included in the total carrying amount of the associated undertaking. The policies covering impairment testing of associated

undertakings is disclosed in section 6 “Recognition of operating income and impairment”.

#### **IT development/computer software**

Costs associated with maintaining computer software programs are expensed as incurred. Costs directly associated with major software development investments, with a useful life of three years or more and the ability to generate future economic benefits, are recognised as intangible assets. These costs include software development staff costs and overhead expenditures directly attributable to preparing the asset for use. Computer software includes also acquired software licenses not related to the function of a tangible asset.

Amortisation is calculated on a straight-line basis over the useful life of the software, generally a period of 3 to 10 years.

#### **Customer related intangible assets**

In business combinations a portion of the purchase price is normally allocated to a customer related intangible asset, if the asset is identifiable and under Nordea’s control. An intangible asset is identifiable if it arises from contractual or legal rights, or could be separated from the entity and sold, transferred, licenced, rented or exchanged. The asset is amortised over its useful life, generally over 10 years.

#### **Impairment**

Goodwill is not amortised but tested for impairment annually irrespective of any indications of impairment. Impairment testing is also performed more frequently if required due to any indication of impairment. The impairment charge is calculated as the difference between the carrying amount and the recoverable amount.

At each balance sheet date, all intangible assets with definite useful lives are reviewed for indications of impairment. If such indications exist, an analysis is performed to assess whether the carrying amount of the intangible asset is fully recoverable.

The recoverable amount is the higher of fair value less costs to sell and the value in use of the asset or the cash-generating unit, which is defined as the smallest identifiable group of assets that generates largely independent cash inflows in relation to other assets. For goodwill, the cash generating units are defined as the operating segments. The value in use is the present value of the cash flows expected to be realised from the asset or the cash-generating unit. The cash flows are assessed based on the asset or cash-generating unit in its current condition and discounted at a rate based on the long-term risk free interest rate plus a risk premium (post tax). If the recoverable amount is less than the carrying amount, an impairment loss is recognised. See note 21 “Intangible assets” for more information on the impairment testing.

## **16. Property and equipment**

Property and equipment includes own-used properties, leasehold improvements, IT equipment, furniture and other equipment. Items of property and equipment are measured at cost less accumulated depreciation and accumulated impairment losses. The cost of an item of property and equipment comprises its purchase price, as well as any directly attributable costs of bringing the asset to the working condition for its intended use. When parts of an item of property and equipment have different useful lives, they are accounted for as separate items.

Property and equipment is depreciated on a straight-line basis over the estimated useful life of the assets. The estimates of the useful life of different assets are reassessed on a yearly basis. Below follows the current estimates:

- Buildings: 30-75 years
- Equipment: 3-5 years
- Leasehold improvements: Changes within buildings the shorter of 10 years and the remaining leasing term. New construction the shorter of the principles used for owned buildings and the remaining leasing term. Fixtures installed in leased properties are depreciated over the shorter of 10–20 years and the remaining leasing term.

At each balance sheet date, Nordea assesses whether there is any indication that an item of property and equipment may be impaired. If any such indication exists, the recoverable amount of the asset is estimated and any impairment loss is recognised.

Impairment losses are reversed if the recoverable amount increases. The carrying amount is then increased to the recoverable amount, but cannot exceed the carrying amount that would have been determined had no impairment loss been recognised.

## **17. Investment property**

Investment properties are primarily properties held to earn rent and/or capital appreciation. Nordea applies the fair value model for subsequent measurement of investment properties. The best evidence of a fair value is normally given by quoted prices in an active market for similar property in the same location and condition. As these prices are rarely available, discounted cash flow projection models based on reliable estimates of future cash flows are also used.

Net rental income, gains and losses as well as fair value adjustments are recognised directly in the income statement as “Net result from items at fair value”.

## 18. Taxes

The item "Income tax expense" in the income statement comprises current and deferred income tax. The income tax expense is recognised in the income statement, except to the extent the tax effect relates to items recognised in other comprehensive income or directly in equity, in which case the tax effect is recognised in other comprehensive income or in equity respectively.

Current tax is the expected tax expense on the taxable income for the year, using tax rates enacted or substantively enacted at the reporting date, and any adjustment to tax payable in respect of previous years.

Deferred tax assets and liabilities are recognised, using the balance sheet method, for temporary differences between the carrying amounts of assets and liabilities for financial reporting purposes and the amounts used for taxation purposes. Deferred tax assets are recognised for the carry forward of unused tax losses and unused tax credits. Deferred tax is not recognised for temporary differences arising on initial recognition of assets or liabilities in a transaction that is not a business combination and that affects neither accounting nor taxable profit, nor for differences relating to investments in group undertakings and associated undertakings to the extent that it is probable that they will not reverse in the foreseeable future. In addition, deferred tax is not recognised for taxable temporary differences arising on the initial recognition of goodwill.

Deferred tax is measured at the tax rates that are expected to be applied to the temporary differences when they reverse, based on the laws that have been enacted or substantively enacted at the reporting date. Deferred tax assets and liabilities are not discounted. A deferred tax asset is recognised only to the extent that it is probable that future taxable profits will be available against which the temporary differences, tax losses carry forward and unused tax credits can be utilised. Deferred tax assets are reviewed at each reporting date and are reduced to the extent that it is no longer probable that the related tax benefit will be realised.

Current tax assets and current tax liabilities are offset when the legal right to offset exists. Deferred tax assets and deferred tax liabilities are generally offset if there is a legally enforceable right to offset current tax assets and current tax liabilities.

## 19. Employee benefits

All forms of consideration given by Nordea to its employees as compensation for services performed are employee benefits. Short-term benefits are to be settled within twelve months after the reporting period when the services have been performed. Post-employment benefits are benefits payable after the termination of the employment. Post-employment benefits in Nordea consist only of pensions. Termination benefits normally arise if an employment is terminated before the normal retirement date, or if an employee accepts an offer of voluntary redundancy.

### Short-term benefits

Short term benefits consist mainly of fixed and variable salary. Both fixed and variable salaries are expensed in the period when the employees have performed services to Nordea. Nordea has also issued share-based payment programmes, which are further described in section 22 "Share-based payment".

More information can be found in Note 8 "Staff costs".

### Post-employment benefits

#### *Pension plans*

The companies within Nordea have various pension plans, consisting of both defined benefit plans and defined contribution plans, reflecting national practices and conditions in the countries where Nordea operates. Defined benefit plans are predominantly sponsored in Sweden, Norway and Finland. The major defined benefit plans are funded schemes covered by assets in pension funds/foundations. If the fair value of plan assets, associated with a specific pension plan, is lower than the gross present value of the defined benefit obligation, the net amount is, after adjusting for unrecognised actuarial gains/losses, recognised as a liability (defined benefit obligation). If not, the net amount is recognised as an asset (defined benefit asset). Non-funded pension plans are recognised as defined benefit obligations.

Certain Finnish plans are based on defined contribution arrangements that hold no pension liability for NBF. Nordea also contributes to public pension systems.

#### *Pension costs*

Obligations for defined contribution pension plans are recognised as an expense as the employee renders services to the entity and the contribution payable in exchange for that service becomes due. Nordea's net obligation for defined benefit pension plans is

calculated separately for each plan by estimating the amount of future benefit that employees have earned for their service in the current and prior periods. That benefit is discounted to determine its present value. Any unrecognised past service cost and the fair value of any plan assets are deducted and unrecognised actuarial gains/losses adjusted. Actuarial calculations, performed annually, are applied to assess the present value of defined benefit obligations and related costs, based on several actuarial and financial assumptions (as disclosed in Note 33 "Retirement benefit obligations").

When establishing the present value of the obligation and the fair value of any plan assets, actuarial gains and losses may arise as a result of changes in actuarial assumptions and experience effects (actual outcome compared to assumptions). The actuarial gains and losses are not recognised immediately in the income statement. Rather, only when the net cumulative unrecognised actuarial gain or loss exceeds a "corridor" equal to 10 percent of the greater of either the present value of the defined benefit obligation or the fair value of the plan assets, the excess is recognised in the income statement over the expected average remaining service period of the employees participating in the plan. Otherwise, actuarial gains and losses are not recognised.

When the calculation results in a benefit to the Nordea entity, the recognised asset is limited to the net total of any unrecognised actuarial losses, unrecognised past service costs and the present value of any future refunds from the plan or reductions in future contributions to the plan.

Social security contribution is calculated and accounted for based on the net recognised surplus or deficit by plan and is included in the "Retirement benefit obligation" or in the "Retirement benefit asset".

#### *Discount rate in Defined Benefit Plans*

The discount rate is determined by reference to high quality corporate bonds, where a deep enough market for such bonds exists. Covered bonds are in this context considered to be corporate bonds. In countries where no such market exists the discount rate is determined by reference to government bond yields. In Finland the discount rate is determined with reference to corporate bonds.

#### **Termination benefits**

As mentioned above, termination benefits normally arise if an employment is terminated before the normal retirement date, or if an employee accepts an offer of

voluntary redundancy. Termination benefits do not arise if the employees have to continue performing services and the termination benefits can be considered to be normal compensation for those services.

Termination benefits are expensed when Nordea has an obligation to make the payment. An obligation arises when there is a formal plan committed to on the appropriate organisational level and when Nordea is without realistic possibility of withdrawal, which normally occurs when the plan has been communicated to the group affected or to their representatives.

Termination benefits can include both short-term benefits, such as the salary of a number of months, and post-employment benefits, normally in the form of early retirement. Short-term benefits are classified as "Salaries and remuneration" and post-employment benefits as "Pension costs" in Note 8 "Staff costs".

## **20. Equity**

### **Non-controlling interests**

Non-controlling interests comprise the portion of net assets of group undertakings not owned directly or indirectly by Nordea Bank Finland Plc.

For each business combination, NBF measures the non-controlling interests in the acquiree either at fair value or at their proportionate share of the acquiree's identifiable net assets.

### **Share premium reserve**

The share premium reserve consists of the difference between the subscription price and the quota value of the shares in NBF's rights issue. Transaction costs in connection to the rights issue have been deducted.

### **Other reserves**

Other reserves comprise income and expenses, net after tax effects, which are reported in equity through other comprehensive income. These reserves include fair value reserves for cash flow hedges and financial assets classified into the category Available for sale as well as a reserve for translation differences.

### **Retained earnings**

Apart from undistributed profits from previous years, retained earnings include the equity portion of untaxed reserves. Untaxed reserves according to national rules are accounted for as equity net of deferred tax at prevailing tax rates in the respective country.

In addition, NBF's share of the earnings in associated undertakings, after the acquisition date, that have not been distributed is included in retained earnings.

#### **Treasury shares**

NBF does not hold Treasury shares.

### **21. Financial guarantee contracts and credit commitments**

Upon initial recognition, premiums received in issued financial guarantee contracts and credit commitments are recognised as prepaid income on the balance sheet. The guarantees and irrevocable credit commitments are subsequently measured, and recognised as a provision on the balance sheet, at the higher of either the received fee less amortisation, or an amount calculated as the discounted best estimate of the expenditure required to settle the present obligation. Changes in provisions are recognised in the income statement in the item "Net loan losses".

Premiums received for financial guarantees are, as stated in section 6 "Recognition of operating income and impairment", amortised over the guarantee period and recognised as "Fee and commission income" in the income statement. Premiums received on credit commitments are generally amortised over the loan commitment period. The contractual amounts are recognised off-balance sheet, financial guarantees in the item "Contingent liabilities" and irrevocable credit commitments in the item "Credit commitments".

### **22. Share-based payments**

#### **Equity-settled programmes**

Nordea has annually issued Long Term Incentive Programmes from 2007 through 2012. Employees participating in these programmes are granted share-based equity-settled rights, i.e. rights to receive shares for free or to acquire shares in Nordea at a significant discount compared to the share price at grant date. The value of such rights is expensed. The expense is based on the estimated fair value of each right at grant date. The total fair value of these rights is determined based on the group's estimate of the number of rights that will eventually vest, which is reassessed at each reporting date. The fair value is expensed on a straight-line basis over the vesting period. The vesting period is the period that the employees have to remain in service in Nordea in order for their rights to vest. Market performance conditions in D rights/Performance Share II are reflected as a probability adjustment to the initial estimate of fair value at grant date. There is no adjustment (true-up) for differences between estimated and actual vesting due to market conditions.

For more information see Note 8 "Staff costs".

#### **Cash-settled programmes**

Nordea has to defer payment of variable salaries under Nordic FSA's regulations and general guidelines. The deferred amounts are to some extent indexed using Nordea's TSR (Total Shareholders' Return) and these "programmes" are cash-settled share-based programmes. These programmes are fully vested when the payments of variable salaries are initially deferred and the fair value of the obligation is remeasured on a continuous basis. The remeasurements are, together with the related social charges, recognised in the income statement in the item "Net result from items at fair value".

For more information see Note 8 "Staff costs".

### **23. Related party transactions**

NBF defines related parties as:

- Shareholders with significant influence
- Group undertakings
- Associated undertakings
- Key management personnel
- Other related parties

All transactions with related parties are made on an arm's length basis.

#### **Shareholders with significant influence**

Shareholders with significant influence are shareholders that have the power to participate in the financial and operating decisions of NBF but do not control those policies. Nordea and its group companies are considered as having such a power.

#### **Group undertakings**

For the definition of group undertakings see section 5 "Principles of consolidation". Further information on the undertakings included in the NBF Group is found in Note 19 "Investments in group undertakings".

Group internal transactions between legal entities are performed according to arm's length principles in conformity with OECD requirements on transfer pricing. These transactions are eliminated in the consolidated accounts.

#### **Associated undertakings**

For the definition of Associated undertakings see section 5 "Principles of consolidation".

Further information on the associated undertakings included in the NBF Group is found in Note 20 "Investments in associated undertakings".



**Key management personnel**

Key management personnel include the following positions:

- The Board of Directors of NBF and Nordea Bank AB (publ)
- The Chief Executive Officer (CEO)
- The Group Executive Management (GEM).

For information about compensation, pensions and other transactions with key management personnel, see Note 8 “Staff costs”.

**Other related parties**

Other related parties comprise close family members to individuals in key management personnel. Other related parties also include companies significantly influenced by key management personnel in Nordea Group as well as companies significantly influenced by close family members to these key management personnel. Other related parties also include NBF’s pension foundations.

Information concerning transactions between NBF and other related parties is found in Note 44 “Related-party transactions”.

## Note 2 Segment reporting

### Operating segments

#### Group

#### Measurement of operating segments' performance

The measurement principles and allocation between the operating segments follow the information reported to the Chief Operating Decision Maker (CODM), as required by IFRS 8. In NBF the CODM has been defined as Group Executive Management. The main differences compared to the business area reporting are that the information to CODM is prepared using plan rates.

#### Changes in basis of segmentation

Nordea's organisation is developed around the three main business areas Retail Banking, Wholesale Banking and Wealth Management and around the business unit Group Operations & Other Lines of Business. The separate divisions within these main business areas and business unit have been identified as operating segments. Also Group Corporate Centre has been identified as an operating segment.

Financial results are presented for the two main business areas Retail Banking and Wholesale Banking, with further breakdown on operating segments, and for the operating segment Group Corporate Centre. Other operating segments below the quantitative thresholds in IFRS 8 are included in Other operating segments. Group functions and eliminations as well as the result that is not fully allocated to any of the operating segments, are shown separately as reconciling items.

#### Reportable operating segments

Retail Banking conducts a full service banking operation and offers a wide range of products. It is Nordea's largest business area and serves household customers and corporate customers in the Nordic markets (Retail Banking Nordic) as well as in Poland and the Baltic countries (Retail Banking Poland & Baltic countries). Wholesale Banking provides banking and other financial solutions to large Nordic and international corporations, institutions and public companies. The division Corporate & Institutional Banking is a customer-oriented organisation serving the largest globally operating corporate customers. This division is also responsible for Nordea's customers within the financial sector, and offers single products, such as funds, equity products etc. as well as consulting services within asset allocation and fund sales. The division Shipping, Offshore & Oil Services is responsible for Nordea's customers within the shipping, offshore and oil services industries and provides tailor-made solutions and syndicated loan transactions. Capital Markets unallocated includes the result in Capital Markets which is not allocated to the main business areas. Group Corporate Centre's main objective is to manage the Group's funding and to support the management and control of the NBF Group. The main income in Group Corporate Centre originates from Group Treasury.

Income statement, EURm	Retail Banking		Wholesale Banking		Group Corporate Centre	
	2012	2011	2012	2011	2012	2011
Net interest income	790	849	338	323	106	166
Net fee and commission income	579	514	-93	-68	-7	-4
Net result from items at fair value	92	99	1,163	864	12	3
Profit from companies accounted for under the equity method	16	8	-	-	-	-
Other income	10	10	1	2	2	2
<b>Total operating income</b>	<b>1,487</b>	<b>1,480</b>	<b>1,409</b>	<b>1,121</b>	<b>113</b>	<b>167</b>
Staff costs	-314	-326	-143	-135	-28	-52
Other expenses	-509	-521	-40	-45	0	2
Depreciation, amortisation and impairment charges of tangible and intangible assets	-15	-12	-9	-5	0	0
<b>Total operating expenses</b>	<b>-838</b>	<b>-859</b>	<b>-192</b>	<b>-185</b>	<b>-28</b>	<b>-50</b>
Net loan losses	-75	-111	-88	-10	26	44
<b>Operating profit</b>	<b>574</b>	<b>510</b>	<b>1,129</b>	<b>926</b>	<b>111</b>	<b>161</b>
Income tax expense	-	-	-	-	-	-
<b>Net profit for the year</b>	<b>574</b>	<b>510</b>	<b>1,129</b>	<b>926</b>	<b>111</b>	<b>161</b>
<b>Balance sheet, EURm</b>						
Loans to the public	51,238	50,679	42,978	42,456	-13	-72
Deposits and borrowings from the public	38,418	37,408	31,535	29,315	270	1,139

**Note 2 Segment reporting, cont.**

**Operating segments**

**Group**

	Total operating segments		Reconciliation		Total Group	
	2012	2011	2012	2011	2012	2011
<b>Income statement, EURm</b>						
Net interest income	1,234	1,338	24	17	1,258	1,355
Net fee and commission income	479	442	-184	-133	295	309
Net result from items at fair value	1,267	966	-50	-29	1,217	937
Profit from companies accounted for under the equity method	16	8	2	1	18	9
Other income	13	14	23	20	36	34
<b>Total operating income</b>	<b>3,009</b>	<b>2,768</b>	<b>-185</b>	<b>-124</b>	<b>2,824</b>	<b>2,644</b>
Staff costs	-485	-513	-82	-79	-567	-592
Other expenses	-549	-564	102	107	-447	-457
Depreciation of tangible and intangible assets	-24	-17	-26	-26	-50	-43
<b>Total operating expenses</b>	<b>-1,058</b>	<b>-1,094</b>	<b>-6</b>	<b>2</b>	<b>-1,064</b>	<b>-1,092</b>
Net loan losses	-137	-77	-7	7	-144	-70
<b>Operating profit</b>	<b>1,814</b>	<b>1,597</b>	<b>-198</b>	<b>-115</b>	<b>1,616</b>	<b>1,482</b>
Income tax expense	-	-	-430	-381	-430	-381
<b>Net profit for the year</b>	<b>1,814</b>	<b>1,597</b>	<b>-628</b>	<b>-496</b>	<b>1,186</b>	<b>1,101</b>
<b>Balance sheet, EURm</b>						
Loans to the public	94,203	93,063	6,562	6,267	100,765	99,331
Deposits and borrowings from the public	70,223	67,862	-11	398	70,212	68,260

**Break-down of Retail Banking**

	Retail Banking Nordic <sup>1</sup>		Retail Banking Poland & Baltic countries <sup>1</sup>		Retail Banking Other <sup>2</sup>		Retail Banking	
	2012	2011	2012	2011	2012	2011	2012	2011
<b>Income statement, EURm</b>								
Net interest income	630	699	160	150	0	0	790	849
Net fee and commission income	531	469	45	43	2	2	579	514
Net result from items at fair value	89	96	5	4	-1	-1	92	99
Profit from companies accounted for under the equity method	-	-	-	-	16	8	16	8
Other income	25	4	2	5	-18	1	10	10
<b>Total operating income</b>	<b>1,275</b>	<b>1,268</b>	<b>212</b>	<b>202</b>	<b>-1</b>	<b>10</b>	<b>1,487</b>	<b>1,480</b>
Staff costs	-250	-258	-25	-27	-39	-41	-314	-326
Other expenses	-494	-512	-54	-54	40	45	-509	-521
Depreciation of tangible and intangible assets	-5	-3	-2	-3	-8	-6	-15	-12
<b>Total operating expenses</b>	<b>-749</b>	<b>-773</b>	<b>-81</b>	<b>-84</b>	<b>-7</b>	<b>-2</b>	<b>-838</b>	<b>-859</b>
Net loan losses	-46	-57	-29	-54	-	-	-75	-111
<b>Operating profit</b>	<b>480</b>	<b>438</b>	<b>102</b>	<b>64</b>	<b>-8</b>	<b>8</b>	<b>574</b>	<b>510</b>
Income tax expense	-	-	-	-	-	-	-	-
<b>Net profit for the year</b>	<b>480</b>	<b>438</b>	<b>102</b>	<b>64</b>	<b>-8</b>	<b>8</b>	<b>574</b>	<b>510</b>
<b>Balance sheet, EURm</b>								
Loans to the public	44,056	43,335	7,182	7,344	-	-	51,238	50,679
Deposits and borrowings from the public	35,217	34,935	3,201	2,445	-	28	38,418	37,408

<sup>1</sup> Retail Banking Nordic includes banking operations in Finland while Retail Banking Poland & Baltic countries includes banking operations in Estonia, Latvia, Lithuania and Poland.

<sup>2</sup> Retail Banking Other includes the support areas Development & Projects, Distribution, Segments, Products and IT within the main business area Retail Banking.

**Note 2 Segment reporting, cont.**

**Break-down of Wholesale Banking**

	Corporate & Institutional Banking		Shipping, Offshore & Oil Services	
	2012	2011	2012	2011
<b>Income statement, EURm</b>				
Net interest income	200	205	131	111
Net fee and commission income	185	176	18	32
Net result from items at fair value	113	106	18	10
Profit from companies accounted for under the equity method	-	-	-	-
Other income	0	0	-	-
<b>Total operating income</b>	<b>498</b>	<b>487</b>	<b>167</b>	<b>153</b>
Staff costs	-6	-6	-9	-7
Other expenses	-121	-122	-16	-13
Depreciation of tangible and intangible assets	-	-	0	0
<b>Total operating expenses</b>	<b>-127</b>	<b>-128</b>	<b>-25</b>	<b>-20</b>
Net loan losses	-14	10	-74	-21
<b>Operating profit</b>	<b>357</b>	<b>369</b>	<b>68</b>	<b>112</b>
Income tax expense	-	-	-	-
<b>Net profit for the year</b>	<b>357</b>	<b>369</b>	<b>68</b>	<b>112</b>
<b>Balance sheet, EURm</b>				
Loans to the public	8,785	9,308	558	686
Deposits and borrowings from the public	6,276	6,544	157	153

	Capital Markets unallocated		Wholesale Banking Other <sup>3</sup>		Wholesale Banking	
	2012	2011	2012	2011	2012	2011
<b>Income statement, EURm</b>						
Net interest income	7	5	0	2	338	323
Net fee and commission income	-350	-327	55	51	-93	-68
Net result from items at fair value	1,032	749	0	0	1,163	864
Profit from companies accounted for under the equity method	-	-	-	-	0	-
Other income	1	0	0	2	1	2
<b>Total operating income</b>	<b>690</b>	<b>427</b>	<b>55</b>	<b>55</b>	<b>1,409</b>	<b>1,121</b>
Staff costs	-77	-68	-51	-54	-143	-135
Other expenses	42	36	55	54	-40	-45
Depreciation of tangible and intangible assets	0	0	-8	-5	-9	-5
<b>Total operating expenses</b>	<b>-35</b>	<b>-32</b>	<b>-4</b>	<b>-5</b>	<b>-192</b>	<b>-185</b>
Net loan losses	-	-	0	0	-88	-10
<b>Operating profit</b>	<b>655</b>	<b>395</b>	<b>51</b>	<b>50</b>	<b>1,129</b>	<b>926</b>
Income tax expense	-	-	-	-	-	-
<b>Net profit for the year</b>	<b>655</b>	<b>395</b>	<b>51</b>	<b>50</b>	<b>1,129</b>	<b>926</b>
<b>Balance sheet, EURm</b>						
Loans to the public	26,716	25,440	6,918	7,023	42,978	42,456
Deposits and borrowings from the public	16,891	14,582	8,210	8,035	31,535	29,315

<sup>3</sup> Wholesale Banking Other includes the area International Units and the support areas Transaction Products, Segment CIB and IT within the main business area Wholesale Banking.

## Note 2 Segment reporting, cont.

### Reconciliation between total operating segments and financial statements

EURm	Total operating income		Operating profit		Loans to the public		Deposits and borrowings from the public	
	2012	2011	2012	2011	2012	2011	2012	2011
Total operating segments	3,009	2,768	1,814	1,597	94,203	93,063	70,223	67,862
Group functions <sup>1</sup>	-174	-111	-198	-115	6,562	6,420	-11	500
Eliminations	-11	-13	-	-	-	-152	-	-102
<b>Total</b>	<b>2,824</b>	<b>2,644</b>	<b>1,616</b>	<b>1,482</b>	<b>100,765</b>	<b>99,331</b>	<b>70,212</b>	<b>68,260</b>

<sup>1</sup> Consists of Group Risk Management, Group Internal Audit, Group Identity & Communications, Group Human Resources, Board of Directors and Executive Management.

## Group

### Total operating income split on product groups

EURm	2012	2011
Banking products	2,008	1,733
Capital Markets products	786	886
Savings Products & Asset Management	25	20
Life & Pensions	5	5
Other	0	-
<b>Total</b>	<b>2,824</b>	<b>2,644</b>

Banking products consists of three different product types. Account products include account-based products, such as lending, deposits and cards and Netbank services. Transaction products consist of cash management, trade and project finance services. Financing products include asset-based financing through leasing, hire purchase and factoring as well as sales to finance partners, such as dealers, vendors and retailers. Capital Markets products contains financial instruments, or arrangements for a financial instrument, that are available in the financial marketplace, including currencies, commodities, stocks and bonds. Savings Products & Asset Management includes Investment Funds, Discretionary Management, Portfolio Advice, Equity Trading and Pension Accounts. Investment Funds is a bundled product where the fund company invest in stocks, bonds, derivatives or other standardised products on behalf of the fund's shareholders. Discretionary Management is a service providing the management of an investment portfolio on behalf of the customer and Portfolio Advice is a service provided to support the customers' investment decisions. Life & Pensions provides life insurance and pension products and services.

## Group

### Geographical information

EURm	Total operating income		Assets	
	2012	2011	2012	2011
Sweden	65	142	7,575	12,237
Finland	1,562	1,442	106,206	129,640
Norway	146	405	8,763	9,919
Denmark	528	326	139,460	178,776
Baltic countries	210	27	10,145	1,005
Poland	7	2	116	90
Other	306	300	69,682	67,620
<b>Total</b>	<b>2,824</b>	<b>2,644</b>	<b>341,947</b>	<b>399,287</b>

NBF's main geographical market comprises the Nordic countries, the Baltic countries and Poland. Revenues and assets are distributed to geographical areas based on the location of operations. Goodwill is allocated to different countries based on the location of the business activities of the acquired entities.

### Note 3 Net interest income

EURm	Group		Parent company	
	2012	2011	2012	2011
<b>Interest income</b>				
Loans to credit institutions	224	390	286	474
Loans to the public	1,857	2,011	1,560	1,695
Interest-bearing securities	177	181	177	181
Other interest income	79	65	87	77
<b>Interest income</b>	<b>2,337</b>	<b>2,647</b>	<b>2,110</b>	<b>2,427</b>
<b>Interest expense</b>				
Deposits by credit institutions	-455	-434	-452	-432
Deposits and borrowings from the public	-329	-440	-329	-439
Debt securities in issue	-464	-330	-464	-330
Subordinated liabilities	-27	-25	-27	-25
Other interest expense <sup>1</sup>	196	-63	196	-63
<b>Interest expense</b>	<b>-1,079</b>	<b>-1,292</b>	<b>-1,076</b>	<b>-1,289</b>
<b>Net interest income</b>	<b>1,258</b>	<b>1,355</b>	<b>1,034</b>	<b>1,138</b>

<sup>1</sup> The net interest income from derivatives, measured at fair value and related to Nordea's funding, can have both a positive and negative impact on other interest expense, for further information see Note 1.

Interest income from financial instruments not measured at fair value through profit and loss amounts to EUR 2,180m (2,518) for the Group and EUR 1,954m (2,297) for the parent company. Interest expense from financial instruments not measured at fair value through profit and loss amounts to EUR -1,275m (-1,229) for the Group and EUR -1,272m (-1,226) for the parent company.

Interest on impaired loans amounted to an insignificant portion on interest income.

#### Net interest income

EURm	Group		Parent company	
	2012	2011	2012	2011
Interest income	2,241	2,546	2,110	2,427
Leasing income <sup>1</sup>	96	101	-	-
Interest expense	-1,079	-1,292	-1,076	-1,289
<b>Total</b>	<b>1,258</b>	<b>1,355</b>	<b>1,034</b>	<b>1,138</b>

<sup>1</sup> Of which contingent leasing income amounts to EUR 24m (27). Contingent leasing income in Nordea consists of variable interest rates, excluding the fixed margin. If the contingent leasing income decreases there will be an offsetting impact from lower funding expenses.

**Note 4 Net fee and commission income**

EURm	Group		Parent company	
	2012	2011	2012	2011
Asset Management commissions	52	52	52	52
Life insurance	6	5	6	5
Brokerage, securities issues and corporate finance	75	73	76	73
Custody and issuer services	33	26	33	26
Deposits	7	6	7	6
Total savings and investments	173	162	174	162
Payments	196	187	197	188
Cards	97	87	67	57
Total payments and cards	293	274	264	245
Lending	88	90	76	79
Guarantees and documentary payments	146	146	145	147
Total lending related to commissions	234	236	221	226
Other commission income	41	31	41	29
<b>Fee and commission income</b>	<b>741</b>	<b>703</b>	<b>700</b>	<b>662</b>
Savings and investments	-323	-302	-323	-302
Payments	-10	-10	-7	-7
Cards	-55	-47	-53	-45
Other commission expenses	-58	-35	-56	-33
<b>Fee and commission expenses</b>	<b>-446</b>	<b>-394</b>	<b>-439</b>	<b>-387</b>
<b>Net fee and commission income</b>	<b>295</b>	<b>309</b>	<b>261</b>	<b>275</b>

Fee income, not included in determining the effective interest rate, from financial assets and liabilities not measured at fair value through profit or loss amounted to EUR 95m (94) for the Group and EUR 83m (85) for the parent company.

Fee income, not included in determining the effective interest rate, from fiduciary activities that result in the holding or investing of assets on behalf of customers amounted to EUR 134m (129) for the Group and EUR 134m (129) for the parent company.

## Note 5 Net result from items at fair value

EURm	Group		Parent company	
	2012	2011	2012	2011
Shares/participations and other share-related instruments	264	78	263	74
Interest-bearing securities and other interest-related instruments	520	726	519	726
Other financial instruments	297	42	297	42
Foreign exchange gains/losses	140	93	132	98
Investment properties	-4	-2	-3	-1
<b>Total</b>	<b>1,217</b>	<b>937</b>	<b>1,208</b>	<b>939</b>

## Net result from categories of financial instruments

EURm	Group		Parent company	
	2012	2011	2012	2011
Available for sale assets, realised	0	-	0	-
Financial instruments designated at fair value through profit or loss	153	-35	153	-34
Financial instruments held for trading <sup>1</sup>	937	899	935	894
Financial instruments under fair value hedge accounting	2	-3	2	-3
- of which net result on hedging instruments	392	196	392	196
- of which net result on hedged items	-390	-199	-390	-199
Financial assets measured at amortised cost <sup>2</sup>	2	1	2	1
Foreign exchange gains/losses excl currency hedges	127	77	119	82
Other	-4	-2	-3	-1
<b>Total</b>	<b>1,217</b>	<b>937</b>	<b>1,208</b>	<b>939</b>

<sup>1</sup> Of which amortised deferred day one profits amounted to EUR 5m for 2012 (-5) both for the Group and the parent company.

<sup>2</sup> Of which EUR 2m related to instruments classified into the category "Loans and receivables".

## Note 6 Dividends

EURm	Group		Parent company	
	2012	2011	2012	2011
Investments in group undertakings	-	-	80	60
Investments in associated undertakings	-	-	19	2
<b>Total</b>	<b>-</b>	<b>-</b>	<b>99</b>	<b>62</b>

## Note 7 Other operating income

EURm	Group		Parent company	
	2012	2011	2012	2011
Divestment of shares	-	-	-	-
Income from real estate	2	-1	2	3
Disposals of tangible and intangible assets	3	2	0	0
Other	31	33	30	35
<b>Total</b>	<b>36</b>	<b>34</b>	<b>32</b>	<b>38</b>



## Note 8 Staff costs

EURm	Group		Parent company	
	2012	2011	2012	2011
Salaries and remuneration	-434	-463	-400	-428
Pension costs (specification below)	-56	-61	-50	-55
Social insurance contributions	-31	-36	-28	-33
Allocation to profit-sharing foundation <sup>1</sup>	-20	-5	-19	-5
Other staff costs	-26	-27	-23	-25
<b>Total</b>	<b>-567</b>	<b>-592</b>	<b>-520</b>	<b>-546</b>

<sup>1</sup> Allocation to profit-sharing foundation 2012 EUR 20m (5) in the Group and EUR 19m (5) in the parent company consists of a new allocation of EUR 18m (8) in the Group and EUR 17m (8) in the parent company and expenses related to prior years of EUR 2m (3) in the Group and EUR 2m (3) in the parent company.

	Group		Parent company	
	2012	2011	2012	2011
<b>Pension costs:</b>				
Defined benefit plans (Note 33)	9	7	9	7
Defined contribution plans	-65	-68	-59	-62
<b>Total</b>	<b>-56</b>	<b>-61</b>	<b>-50</b>	<b>-55</b>

### Additional disclosures on remuneration under Nordic FSAs' regulation and general guidelines (including FIN-FSA release 62/501/2010)

The qualitative disclosures under these regulations can be found in the separate section on remuneration in the Board of Directors' Report, while the quantitative disclosures will be published in a separate report on Nordea's homepage ([www.nordea.com](http://www.nordea.com)) one week before the Annual General Meeting on 14 March 2013.

### Compensation etc. to the Board of Directors, President and his deputy

The members of the Board of Directors of Nordea Bank Finland Plc and the President, are members of the Nordea Bank AB (publ) Group Executive Management, except for the one external member Carl-Johan Granvik. The monthly fee for the external Board member was 1,250 euros, totalling 6,250 euros in 2012. In 2012 Nordea Bank AB (publ) has paid all salaries, fees, pensions and other staff-related expenses to the above mentioned other members of the Board and the President. Nordea Bank AB (publ) has allocated these salary expenses to Nordea Bank Finland Plc as part of the Head Office Allocation expenses.

Information on salaries, loans and pension liabilities of the above mentioned other members of the Board and the President is presented in the Annual Report of Nordea Bank AB (publ).

Salaries paid to the deputy of the President of Nordea Bank Finland Plc amounted to EUR 0m in 2012. Pension obligation for the deputy of the President amounted to EUR 3m and pension cost to defined benefit plans to EUR 2m.

EURm	2012	2011
<b>Loans granted by Nordea Bank Finland Plc</b>		
To members and deputy members of the Board of Directors	0	-
To the President and his deputy	0	0

Terms and conditions regarding loans to the members of the Board of Directors, to the President and to his deputy are decided in accordance with instructions issued by the Board of Directors.

### Guarantees and other off-balance-sheet commitments

No guarantees or other off-balance-sheet commitments have been granted to members of administrative or controlling boards or to auditors.

The members of the administrative and controlling boards have no holdings of shares, equity warrants or convertible bonds issued by Nordea Bank Finland Plc.

### Loans to key management personnel

Loans to key management personnel as defined in Note 1 section 23 amount to EUR 2m (1) in the Group and EUR 2m (1) in the parent company. Interest income on these loans amounts to EUR 0m (0) in the Group and EUR 0m (0) in the parent company.

Terms and conditions regarding loans to key management personnel employed by Nordea are decided in accordance with instructions issued by the Board of Directors. Loans to family members of key management personnel are granted on normal market terms, as well as loans to key management personnel who are not employees of Nordea. In Finland the employee interest rate for loans corresponds to Nordea's funding cost with a margin of 10 basis points up to EUR 400,000, and 30 basis points on the part that exceeds EUR 400,000.

The Group has not pledged any assets or other collateral or committed to contingent liabilities on behalf of any key management personnel.

**Note 8 Staff costs, cont.****Long-Term Incentive Programmes**

Group	2012		
	Matching Share	Performance Share I	Performance Share II
<b>Conditional Rights LTIP 2012</b>			
Granted	210,430	502,999	210,430
Forfeited	-2,569	-5,138	-2,569
<b>Outstanding at end of year</b>	<b>207,861</b>	<b>497,861</b>	<b>207,861</b>
- of which currently exercisable	-	-	-

Parent company	2012		
	Matching Share	Performance Share I	Performance Share II
<b>Conditional Rights LTIP 2012</b>			
Granted	205,353	489,792	205,353
Forfeited	-2,569	-5,138	-2,569
<b>Outstanding at end of year</b>	<b>202,784</b>	<b>484,654</b>	<b>202,784</b>
- of which currently exercisable	-	-	-

Group	2012			2011		
	Matching Share	Performance Share I	Performance Share II	Matching Share	Performance Share I	Performance Share II
<b>Conditional Rights LTIP 2011</b>						
Outstanding at the beginning of year	154,236	308,472	154,236	-	-	-
Granted <sup>1</sup>	5,481	10,962	5,481	154,236	308,472	154,236
Transfer during the year	-6,347	-12,694	-6,347	-	-	-
Forfeited	-3,839	-7,678	-3,839	-	-	-
<b>Outstanding at end of year</b>	<b>149,531</b>	<b>299,062</b>	<b>149,531</b>	<b>154,236</b>	<b>308,472</b>	<b>154,236</b>
- of which currently exercisable	-	-	-	-	-	-

Parent company	2012			2011		
	Matching Share	Performance Share I	Performance Share II	Matching Share	Performance Share I	Performance Share II
<b>Conditional Rights LTIP 2011</b>						
Outstanding at the beginning of year	150,845	301,690	150,845	-	-	-
Granted <sup>1</sup>	5,352	10,704	5,352	150,845	301,690	150,845
Transfer during the year	-6,347	-12,694	-6,347	-	-	-
Forfeited	-3,839	-7,678	-3,839	-	-	-
<b>Outstanding at end of year</b>	<b>146,011</b>	<b>292,022</b>	<b>146,011</b>	<b>150,845</b>	<b>301,690</b>	<b>150,845</b>
- of which currently exercisable	-	-	-	-	-	-

Group	2012			2011		
	Matching Share	Performance Share I	Performance Share II	Matching Share	Performance Share I	Performance Share II
<b>Conditional Rights LTIP 2010</b>						
Outstanding at the beginning of year	162,974	325,948	162,974	173,195	346,390	173,195
Transfer during the year	-3,057	-6,114	-3,057	-7,220	-14,440	-7,220
Forfeited	-6,789	-13,578	-6,789	-3,001	-6,002	-3,001
<b>Outstanding at end of year</b>	<b>153,128</b>	<b>306,256</b>	<b>153,128</b>	<b>162,974</b>	<b>325,948</b>	<b>162,974</b>
- of which currently exercisable	-	-	-	-	-	-

Parent company	2012			2011		
	Matching Share	Performance Share I	Performance Share II	Matching Share	Performance Share I	Performance Share II
<b>Conditional Rights LTIP 2010</b>						
Outstanding at the beginning of year	160,554	321,108	160,554	170,775	341,550	170,775
Transfer during the year	-3,057	-6,114	-3,057	-7,220	-14,440	-7,220
Forfeited	-6,789	-13,578	-6,789	-3,001	-6,002	-3,001
<b>Outstanding at end of year</b>	<b>150,708</b>	<b>301,416</b>	<b>150,708</b>	<b>160,554</b>	<b>321,108</b>	<b>160,554</b>
- of which currently exercisable	-	-	-	-	-	-

<sup>1</sup> Granted rights in 2012 in LTIP 2011 are compensation for dividend on the underlying Nordea share during 2012.

**Note 8 Staff costs, cont.**

Group	2012			2011		
	A rights	B-C rights	D rights	A rights	B-C rights	D rights
<b>Rights LTIP 2009</b>						
Outstanding at the beginning of year	74,943	71,432	24,360	266,195	266,195	106,478
Forfeited	-7,359	-7,359	-7,359	-	-	-
Exercised <sup>2</sup>	-46,056	-48,756	-16,380	-191,252	-194,763	-82,118
<b>Outstanding at end of year</b>	<b>21,528</b>	<b>15,317</b>	<b>621</b>	<b>74,943</b>	<b>71,432</b>	<b>24,360</b>
- of which currently exercisable	21,528	15,317	621	74,943	71,432	24,360

Parent company	2012			2011		
	A rights	B-C rights	D rights	A rights	B-C rights	D rights
<b>Rights LTIP 2009</b>						
Outstanding at the beginning of year	70,614	67,103	22,628	261,866	261,866	104,746
Forfeited	-7,359	-7,359	-7,359	-	-	-
Exercised <sup>2</sup>	-41,727	-44,427	-14,648	-191,252	-194,763	-82,118
<b>Outstanding at end of year</b>	<b>21,528</b>	<b>15,317</b>	<b>621</b>	<b>70,614</b>	<b>67,103</b>	<b>22,628</b>
- of which currently exercisable	21,528	15,317	621	70,614	67,103	22,628

Group	2012			2011		
	A rights	B-C rights	D rights	A rights	B-C rights	D rights
<b>Rights LTIP 2008</b>						
Outstanding at the beginning of year	2,720	3,311	2,454	12,765	13,496	8,834
Transfer during the year	3,326	3,325	3,544	-	-	-
Forfeited	-2,335	-2,335	-2,335	-	-	-
Exercised <sup>2</sup>	-3,711	-4,301	-3,663	-10,045	-10,185	-6,380
<b>Outstanding at end of year</b>	<b>-</b>	<b>-</b>	<b>-</b>	<b>2,720</b>	<b>3,311</b>	<b>2,454</b>
- of which currently exercisable	-	-	-	2,720	3,311	2,454

Parent company	2012			2011		
	A rights	B-C rights	D rights	A rights	B-C rights	D rights
<b>Rights LTIP 2008</b>						
Outstanding at the beginning of year	2,720	3,311	2,454	11,389	12,120	8,834
Transfer during the year	3,326	3,325	3,544	-	-	-
Forfeited	-2,335	-2,335	-2,335	-	-	-
Exercised <sup>2</sup>	-3,711	-4,301	-3,663	-8,669	-8,809	-6,380
<b>Outstanding at end of year</b>	<b>-</b>	<b>-</b>	<b>-</b>	<b>2,720</b>	<b>3,311</b>	<b>2,454</b>
- of which currently exercisable	-	-	-	2,720	3,311	2,454

<sup>2</sup> Weighted average share price during the period amounted to EUR 6.88 (7.45).

## Note 8 Staff costs, cont.

Participation in the Long-Term Incentive Programmes (LTIPs) requires that the participants take direct ownership by investing in Nordea shares.

	LTIP 2012		
	Matching Share	Performance Share I	Performance Share II
Ordinary shares per right	1.00	1.00	1.00
Exercise price, EUR	-	-	-
Grant date	13 May 2012	13 May 2012	13 May 2012
Vesting period, months	36	36	36
Contractual life, months	36	36	36
Allotment	April/May 2015	April/May 2015	April/May 2015
Fair value at grant date, EUR	6.55	6.55	2.37

	LTIP 2011			LTIP 2010		
	Matching Share	Performance Share I	Performance Share II	A rights	B-C rights	D rights
Ordinary shares per right	1.00	1.00	1.00	1.00	1.00	1.00
Exercise price, EUR	-	-	-	-	-	-
Grant date	13 May 2011	13 May 2011	13 May 2011	13 May 2010	13 May 2010	13 May 2010
Vesting period, months	36	36	36	36	36	36
Contractual life, months	36	36	36	36	36	36
Allotment/First day of exercise	April/May 2014	April/May 2014	April/May 2014	April/May 2013	April/May 2013	April/May 2013
Fair value at grant date, EUR	7.90 <sup>1</sup>	7.90 <sup>1</sup>	2.86 <sup>1</sup>	6.75	6.75	2.45

<sup>1</sup> The fair value has been recalculated due to dividend during the vesting period which the participants are compensated for through additional Matching and Performance Shares.

	LTIP 2009			LTIP 2008 <sup>2</sup>		
	A rights	B-C rights	D rights	A rights	B-C rights	D rights
Ordinary shares per right	1.00	1.00	1.00	1.30	1.30	1.30
Exercise price, EUR	0.51	0.12	0.12	1.75	0.98	0.98
Grant date	14 May 2009	14 May 2009	14 May 2009	13 May 2008	13 May 2008	13 May 2008
Vesting period, months	24	24	24	24	24	24
Contractual life, months	48	48	48	48	48	48
First day of exercise	29 April 2011	29 April 2011	29 April 2011	29 April 2010	29 April 2010	29 April 2010
Fair value at grant date, EUR	4.66	5.01	1.75	7.53	8.45	4.14

<sup>2</sup> The new rights issue, which was resolved in an extra ordinary general meeting on 12 March 2009, triggered recalculations of some of the parameters in LTIP 2008, in accordance with the agreements of the programmes. The recalculations were performed with the purpose of putting the participants in an equivalent financial position as the one being at hand immediately prior to the new rights issue.

### Conditions and requirements

For each ordinary share the participants lock in to the LTIPs, they are granted a conditional A-right/Matching Share to acquire or receive ordinary shares based on continued employment and conditional B-D rights/Performance Share I and II to acquire or receive additional ordinary shares based on fulfilment of certain performance conditions. The performance conditions for B and C rights and for Performance Share I comprise target growth in risk adjusted profit per share (RAPPS). Should the reported earnings per share (EPS) be lower than a predetermined level, the participants are not entitled to exercise any B or C rights or Performance Share I. The performance conditions for D rights and for Performance Share II are market-related and comprise growth in total shareholder return (TSR) in comparison with a peer group's TSR.

When the performance conditions are not fully fulfilled, the rights that are no longer exercisable are shown as forfeited in the previous tables, as well as shares forfeited due to participants leaving the Nordea Group.

The exercise price, where applicable, for the ordinary shares is adjusted for dividends, however, never below a predetermined price. Furthermore, the profit for each right is capped.

**Note 8 Staff costs, cont.**

	<b>LTIP 2012</b>	<b>LTIP 2011</b>	<b>LTIP 2010</b>
Service condition, Matching Share/Performance Share I and II	Employed, with certain exemptions, within the Nordea Group during the three-year vesting period.	Employed, with certain exemptions, within the Nordea Group during the three-year vesting period.	Employed, with certain exemptions, within the Nordea Group during the three-year vesting period.
Performance condition, Performance Share I	Average RAROCAR during the period 2012 up to and including 2014. Full right to exercise will be obtained if the RAROCAR amounts to 17%.	Compound Annual Growth Rate in RAPPS from year 2010 (base year) to and including year 2013. Full right to exercise will be obtained if the Compound Annual Growth Rate amounts to or exceeds 10%.	Compound Annual Growth Rate in RAPPS from year 2009 (base year) to and including year 2012. Full right to exercise will be obtained if the Compound Annual Growth Rate amounts to or exceeds 9%.
EPS knock-out Performance Share I	-	Average reported EPS for 2011-2013 lower than EUR 0.26.	Average reported EPS for 2010-2012 lower than EUR 0.26.
Performance conditions Performance Share II	RAROCAR during the period 2012 up to and including 2014 and P/B ranking year-end 2014 compared to a peer group. Full right to exercise will be obtained if the RAROCAR amounts to 14% and if Nordea's P/B-ranking is 1-5.	TSR during 2011-2013 in comparison to a peer group. Full right to exercise will be obtained if Nordea is ranked number 1-5.	TSR during 2010-2012 in comparison to a peer group. Full right to exercise will be obtained if Nordea is ranked number 1-5.
Cap	The market value of the allotted shares is capped to the participants' annual salary for year-end 2011.	The market value of the allotted shares is capped to the participants' annual salary for year-end 2010.	The market value of the allotted shares is capped to the participants' annual salary for year-end 2009.
Dividend compensation	The number of Matching Shares and Performance Shares will be adjusted for dividends on the underlying Nordea share during the vesting period, as if assuming that each dividend was used to immediately invest in additional Nordea shares.	The number of Matching Shares and Performance Shares will be adjusted for dividends on the underlying Nordea share during the vesting period, as if assuming that each dividend was used to immediately invest in additional Nordea shares.	-

	<b>LTIP 2009<sup>1</sup></b>	<b>LTIP 2008<sup>1</sup></b>
Service condition, A-D rights	Employed, with certain exemptions, within the Nordea Group during the two-year vesting period.	Employed, with certain exemptions, within the Nordea Group during the two-year vesting period.
Performance condition, B rights	Increase in RAPPS 2009 compared to 2008. Full right to exercise was obtained if RAPPS increased by 8% or more.	Increase in RAPPS 2008 compared to 2007. Full right to exercise was obtained if RAPPS increased by 12% or more.
EPS knock-out, B rights	Reported EPS for 2009 lower than EUR 0.26	Reported EPS for 2008 lower than EUR 0.80.
Performance condition, C rights	Increase in RAPPS 2010 compared to 2009. Full right to exercise was obtained if RAPPS increased by 8% or more.	Increase in RAPPS 2009 compared to 2008. Full right to exercise was obtained if RAPPS increased by 12% or more.
EPS knock-out, C rights	Reported EPS for 2010 lower than EUR 0.26	Reported EPS for 2009 lower than EUR 0.52.
Performance conditions, D rights	TSR during 2009-2010 in comparison with a peer group. Full right to exercise was obtained if Nordea was ranked number 1.	TSR during 2008-2009 in comparison with a peer group. Full right to exercise was obtained if Nordea was ranked number 1.
Cap	The profit per A-D rights is capped to EUR 9.59 per right.	The profit per A-D rights is capped to EUR 21.87 per right.
Dividend compensation	The exercise price will be adjusted for dividends during the exercise period, however never below EUR 0.10.	The exercise price will be adjusted for dividends during the exercise period, however never below EUR 0.10.

<sup>1</sup> RAPPS for the financial years 2008 and 2009 used for LTIP 2008 (C rights) and LTIP 2009 (B and C rights), EPS knock-out in LTIP 2008 (C rights) and LTIP 2009 (B and C rights) and the cap in LTIP 2009 and LTIP 2008 have been adjusted due to the financial effects of the new rights issue in 2009.

## Note 8 Staff costs, cont.

### Fair value calculations

The fair value is measured through the use of generally accepted valuation models with the following input factors:

	LTIP 2012	LTIP 2011	LTIP 2010	LTIP 2009	LTIP 2008
Weighted average share price, EUR	6.70	8.39	6.88	5.79	11.08
Right life, years	3.0	3.0	3.0	2.5	2.5
Deduction of expected dividends	No	No	No	Yes	Yes
Risk-free rate, %	-	-	-	1.84	3.83
Expected volatility, %	-	-	-	29	21

Expected volatility is based on historical values. As the exercise price (zero for LTIP 2010, LTIP 2011 and LTIP 2012) is significantly below the share price at grant date, the value has a limited sensitivity to expected volatility and risk-free interest. The fair value calculations are also based on estimated early exercise behaviour during the programme's exercise windows. This is, however, not applicable to LTIP 2010, LTIP 2011 and LTIP 2012.

The value of the D rights/Performance Share II is based on market-related conditions and fulfilment of the TSR and P/B targets have been taken into consideration when calculating the right's fair value at grant. When calculating the impact from the TSR and P/B targets it has been assumed that all possible outcomes have equal possibilities. The caps in each programme have also been taken into consideration when calculating the right's fair value at grant. The adjustment to fair value is approximately 2-3% of the weighted average share price.

### Expenses for equity-settled share-based payment programmes<sup>1</sup>

Group	LTIP 2012	LTIP 2011	LTIP 2010	LTIP 2009	LTIP 2008
EURm					
Expected expense for the whole programme	-3.1	-2.9	-2.1	-3.1	-1.8
Maximum expense for the whole programme	-5.3	-4.0	-3.5	-3.1	-1.8
Total expense during 2012	-0.7	-0.9	-0.3	-	-
Total expense during 2011	-	-0.6	-0.8	-0.5	-

### Parent company

EURm	LTIP 2012	LTIP 2011	LTIP 2010	LTIP 2009	LTIP 2008
Expected expense for the whole programme	-3.0	-2.9	-2.1	-3.0	-1.8
Maximum expense for the whole programme	-5.1	-3.9	-3.5	-3.0	-1.8
Total expense during 2012	-0.6	-0.9	-0.3	-	-
Total expense during 2011	-	-0.5	-0.7	-0.5	-

<sup>1</sup> All amounts excluding social security contribution.

When calculating the expected expense, an expected annual employee turnover of 5% has been used in LTIP 2010, LTIP 2011 and LTIP 2012. The expected expense is recognised over the vesting period of 36 months (LTIP 2010, LTIP 2011 and LTIP 2012) and 24 months (LTIP 2009 and LTIP 2008).

### Cash-settled share-based payment transactions

Nordea operates share-linked deferrals on parts of variable compensation for certain employee categories, indexed with Nordea total shareholder returns (TSR) and either vesting after three years or vesting in equal instalments over a three to five-year period. Since 2011 Nordea also operates TSR-linked retention on part of variable compensation for certain employee categories.

The below table only includes deferred amounts indexed with Nordea's TSR. Nordea also operates deferrals that are not TSR-linked, which are not included in the table below. Further information regarding all deferred amounts can be found in the separate report on remuneration published on Nordea's homepage ([www.nordea.com](http://www.nordea.com)).

EURm	Group		Parent company	
	2012	2011	2012	2011
Deferred TSR-linked compensation at beginning of year	1,380	1,083	1,380	1,083
Accrued deferred/retained TSR-linked compensation during the year	1,634	1,098	1,634	1,098
TSR indexation during the year	573	-444	573	-444
Payments during the year <sup>2</sup>	-287	-361	-287	-361
Translation differences	-6	4	-6	4
<b>Deferred TSR-linked compensation at end of year<sup>1</sup></b>	<b>3,294</b>	<b>1,380</b>	<b>3,294</b>	<b>1,380</b>

<sup>1</sup> Of which EUR 1,184m is available for disposal by the employees in 2013. Due to the fact that the allocation of variable compensation is not finally decided during the current year, the deferred amount during the year relates to variable compensation earned the previous year.

<sup>2</sup> There have been no adjustments due to forfeitures in 2012.

**Note 8 Staff costs, cont.****Average number of employees**

	Group		Parent company	
	2012	2011	2012	2011
Full-time employees	8,731	9,366	7,967	8,610
Part-time employees	538	648	485	588
<b>Total</b>	<b>9,269</b>	<b>10,014</b>	<b>8,452</b>	<b>9,198</b>
<b>Total number of employees (FTEs), end of period</b>	<b>8,252</b>	<b>8,828</b>	<b>7,516</b>	<b>8,093</b>

**Note 9 Other expenses**

EURm	Group		Parent company	
	2012	2011	2012	2011
Information technology <sup>1</sup>	-150	-160	-170	-182
Marketing and representation	-31	-36	-28	-32
Postage, transportation, telephone and office expenses	-46	-50	-39	-43
Rents, premises and real estate	-92	-91	-91	-90
Other <sup>2</sup>	-128	-120	-116	-111
<b>Total</b>	<b>-447</b>	<b>-457</b>	<b>-444</b>	<b>-458</b>

<sup>1</sup> Starting from March 2012 NBF outsourced its IT operations to Nordea Bank AB.

<sup>2</sup> Including fees and remuneration to auditors distributed as follows.

**Auditors' fees**

EURm	Group		Parent company	
	2012	2011	2012	2011
<b>KPMG</b>				
Auditing assignments	-1	-1	-1	-1
Audit-related services	0	0	0	0
Tax advisory services	0	0	0	0
Other assignments	0	0	0	0
<b>Total</b>	<b>-1</b>	<b>-1</b>	<b>-1</b>	<b>-2</b>

**Note 10 Depreciation, amortisation and impairment charges of tangible and intangible assets**

EURm	Group		Parent company	
	2012	2011	2012	2011
<b>Depreciation/amortisation</b>				
<b>Property and equipment (Note 22)</b>				
Equipment	-24	-30	-14	-14
Buildings	0	0	0	0
<b>Intangible assets (Note 21)</b>				
Goodwill	-	-	-	-
Computer software	-16	-9	-15	-9
Other intangible assets	-3	-4	-2	-2
<b>Total</b>	<b>-43</b>	<b>-43</b>	<b>-31</b>	<b>-25</b>
<b>Impairment charges / Reversed impairment charges</b>				
<b>Property and equipment (Note 22)</b>				
Other impairment losses/reversals	-1	-	-1	-
<b>Intangible assets (Note 21)</b>				
Impairment, other intangible assets	-6	-	-6	-
<b>Total</b>	<b>-7</b>	<b>-</b>	<b>-7</b>	<b>-</b>
<b>Total</b>	<b>-50</b>	<b>-43</b>	<b>-38</b>	<b>-25</b>

## Note 11 Net loan losses

EURm	Group		Parent company	
	2012	2011	2012	2011
<b>Divided by class</b>				
Loans to credit institutions	0	0	0	0
- of which provisions	0	0	0	0
- of which reversals	0	0	0	0
Loans to the public	-158	-69	-139	-45
- of which provisions	-264	-211	-241	-190
- of which write-offs	-159	-166	-124	-126
- of which allowances used for covering write-offs	92	109	82	96
- of which reversals	146	172	135	161
- of which recoveries	27	27	9	14
Off-balance sheet items <sup>1</sup>	14	-1	14	-1
- of which provisions	-5	-6	-5	-6
- of which reversals	19	5	19	5
<b>Total</b>	<b>-144</b>	<b>-70</b>	<b>-125</b>	<b>-46</b>
<b>Specification</b>				
Changes of allowance accounts in the balance sheet	-104	-40	-93	-30
- of which loans, individually assessed <sup>2</sup>	-176	-120	-166	-106
- of which loans, collectively assessed <sup>2</sup>	58	81	59	77
- of which off-balance sheet items, individually assessed <sup>1</sup>	16	-6	16	-6
- of which off-balance sheet items, collectively assessed <sup>1</sup>	-2	5	-2	5
Changes directly recognised in the income statement	-40	-30	-32	-16
- of which realised loan losses, individually assessed	-67	-57	-41	-30
- of which realised recoveries, individually assessed	27	27	9	14
<b>Total</b>	<b>-144</b>	<b>-70</b>	<b>-125</b>	<b>-46</b>

<sup>1</sup> Included in Note 32 Provisions as "Transfer risk, off-balance" and "Individually assessed, off-balance sheet".

<sup>2</sup> Included in Note 13 Loans and impairment.

## Key ratios

	Group		Parent company	
	2012	2011	2012	2011
Loan loss ratio, basis points <sup>3</sup>	14	9	14	7
- of which individual	20	21	20	19
- of which collective	-6	-12	-6	-12

<sup>3</sup> Net loan losses (annualised) divided by opening balance of loans to the public (lending).



## Note 12 Taxes

### Income tax expense

EURm	Group		Parent company	
	2012	2011	2012	2011
Current tax	-420	-373	-381	-339
Deferred tax	-10	-8	-4	-2
<b>Total</b>	<b>-430</b>	<b>-381</b>	<b>-385</b>	<b>-341</b>

### Current and deferred tax recognised in Other comprehensive income

Deferred tax relating to available-for-sale investments	-7	2	-7	1
Deferred tax relating to cash flow hedges	24	-	11	-
<b>Total</b>	<b>17</b>	<b>2</b>	<b>4</b>	<b>1</b>

The tax on the Group's operating profit differs from the theoretical amount that would arise using the tax rate of Finland as follows:

EURm	Group		Parent company	
	2012	2011	2012	2011
Profit before tax	1,616	1,482	1,507	1,381
Tax calculated at a tax rate of 24.5% (26% in 2011)	-396	-385	-370	-359
Income from associated undertakings	0	0	-	-
Other direct taxes	0	0	0	0
Tax-exempt income	10	4	25	17
Non-deductible expenses	-5	-5	-1	-1
Adjustments relating to prior years	-24	3	-24	3
Change of tax rate	0	2	0	-1
Not creditable foreign taxes	-15	-	-15	-
<b>Tax charge</b>	<b>-430</b>	<b>-381</b>	<b>-385</b>	<b>-341</b>

Average effective tax rate

	27%	26%	26%	25%
--	-----	-----	-----	-----

### Group

EURm	Deferred tax assets		Deferred tax liabilities	
	2012	2011	2012	2011
<b>Deferred tax related to:</b>				
Tax losses carry-forward	0	0	-	-
Untaxed reserves	-	-	-	-
Loans to the public	20	19	58	53
Financial instruments	6	1	-	-
Intangible assets	0	0	0	0
Property and equipment	2	4	-	-
Investment property	-	-	-	-
Retirement benefit assets/obligations	-36	-32	0	0
Hedge of net investments in foreign operations	-	-	-	-
Liabilities/provisions	24	24	-	-
<b>Total</b>	<b>16</b>	<b>16</b>	<b>58</b>	<b>53</b>

- of which expected to be settled after more than 1 year

	16	16	58	53
--	----	----	----	----

**Note 12 Taxes, cont.****Parent company**

EURm	Deferred tax assets		Deferred tax liabilities	
	2012	2011	2012	2011
<b>Deferred tax related to:</b>				
Tax losses carry-forward	-	-	-	-
Loans to the public	18	17	-	-
Financial instruments	6	1	-	-
Intangible assets	-	-	-	-
Property and equipment	3	3	-	-
Investment property	-	-	-	-
Retirement benefit assets/obligations	-37	-32	-	-
Liabilities/provisions	23	23	-	-
<b>Total</b>	<b>13</b>	<b>12</b>	<b>-</b>	<b>-</b>
- of which expected to be settled after more than 1 year	13	12	-	-

**Movements in deferred tax assets/liabilities, net**

EURm	Group		Parent company	
	31 Dec 2012	31 Dec 2011	31 Dec 2012	31 Dec 2011
Amount at beginning of year (net)	-37	-37	12	12
Acquisitions and others	5	8	5	2
Deferred tax in the income statement	-10	-8	-4	-2
<b>Amount at end of year (net)</b>	<b>-42</b>	<b>-37</b>	<b>13</b>	<b>12</b>
<b>Current tax assets</b>	<b>1</b>	<b>132</b>	<b>-</b>	<b>131</b>
- of which expected to be settled after more than 1 year	-	-	-	-
<b>Current tax liabilities</b>	<b>4</b>	<b>0</b>	<b>4</b>	<b>0</b>
- of which expected to be settled after more than 1 year	-	-	-	-

There were no unrecognised deferred tax assets in the Group or in the parent company in 2012 or 2011.

There was no deferred tax relating to temporary differences associated with investments in group undertakings, associated undertakings and joint ventures.

Deferred tax assets and liabilities are offset when there is a legally enforceable right to offset current tax assets against current tax liabilities and when the deferred tax income relates to the same fiscal authority.

## Note 13 Loans and impairment

EURm	Total			
	Group		Parent company	
	31 Dec 2012	31 Dec 2011	31 Dec 2012	31 Dec 2011
Loans, not impaired	136,523	177,995	135,684	177,229
Impaired loans	1,904	1,498	1,641	1,280
- of which performing	947	729	771	611
- of which non-performing	957	769	870	669
<b>Loans before allowances</b>	<b>138,427</b>	<b>179,493</b>	<b>137,325</b>	<b>178,509</b>
Allowances for individually assessed impaired loans	-657	-576	-579	-495
- of which performing	-407	-351	-338	-294
- of which non-performing	-250	-225	-241	-201
Allowances for collectively assessed impaired loans	-178	-236	-161	-220
<b>Allowances</b>	<b>-835</b>	<b>-812</b>	<b>-740</b>	<b>-715</b>
<b>Loans, carrying amount</b>	<b>137,592</b>	<b>178,681</b>	<b>136,585</b>	<b>177,794</b>
	Central banks and credit institutions			
EURm	Group		Parent company	
	31 Dec 2012	31 Dec 2011	31 Dec 2012	31 Dec 2011
	Loans, not impaired	36,828	79,350	42,273
Impaired loans	24	25	24	25
- of which performing	-	-	-	-
- of which non-performing	24	25	24	25
<b>Loans before allowances</b>	<b>36,852</b>	<b>79,375</b>	<b>42,297</b>	<b>84,722</b>
Allowances for individually assessed impaired loans	-25	-25	-25	-25
- of which performing	-	-	-	-
- of which non-performing	-25	-25	-25	-25
Allowances for collectively assessed impaired loans	0	0	0	0
<b>Allowances</b>	<b>-25</b>	<b>-25</b>	<b>-25</b>	<b>-25</b>
<b>Loans, carrying amount</b>	<b>36,827</b>	<b>79,350</b>	<b>42,272</b>	<b>84,697</b>
	The public <sup>1</sup>			
EURm	Group		Parent company	
	31 Dec 2012	31 Dec 2011	31 Dec 2012	31 Dec 2011
	Loans, not impaired	99,695	98,645	93,411
Impaired loans	1,880	1,473	1,617	1,255
- Performing	947	729	771	611
- Non-performing	933	744	846	644
<b>Loans before allowances</b>	<b>101,575</b>	<b>100,118</b>	<b>95,028</b>	<b>93,787</b>
Allowances for individually assessed impaired loans	-632	-551	-554	-470
- Performing	-407	-351	-338	-294
- Non-performing	-225	-200	-216	-176
Allowances for collectively assessed impaired loans	-178	-236	-161	-220
<b>Allowances</b>	<b>-810</b>	<b>-787</b>	<b>-715</b>	<b>-690</b>
<b>Loans, carrying amount</b>	<b>100,765</b>	<b>99,331</b>	<b>94,313</b>	<b>93,097</b>

<sup>1</sup> Finance leases, where the Nordea Group is a lessor, are included in Loans to the public, see Note 23 Leasing.

**Note 13** *Loans and impairment, cont.*

**Reconciliation of allowance accounts for impaired loans<sup>2</sup>**

EURm	Total					
	Group		Total	Parent company		Total
	Individually assessed	Collectively assessed		Individually assessed	Collectively assessed	
<b>Opening balance at 1 Jan 2012</b>	<b>-576</b>	<b>-236</b>	<b>-812</b>	<b>-495</b>	<b>-220</b>	<b>-715</b>
Provisions	-218	-46	-264	-199	-43	-242
Reversals	42	104	146	33	102	135
<b>Changes through the income statement</b>	<b>-176</b>	<b>58</b>	<b>-118</b>	<b>-166</b>	<b>59</b>	<b>-107</b>
Allowances used to cover write-offs	92	0	92	82	0	82
Translation differences	3	0	3	0	0	0
<b>Closing balance at 31 Dec 2012</b>	<b>-657</b>	<b>-178</b>	<b>-835</b>	<b>-579</b>	<b>-161</b>	<b>-740</b>
<b>Opening balance at 1 Jan 2011</b>	<b>-565</b>	<b>-316</b>	<b>-881</b>	<b>-484</b>	<b>-296</b>	<b>-780</b>
Provisions	-177	-34	-211	-155	-35	-190
Reversals	57	115	172	49	112	161
<b>Changes through the income statement</b>	<b>-120</b>	<b>81</b>	<b>-39</b>	<b>-106</b>	<b>77</b>	<b>-29</b>
Allowances used to cover write-offs	109	-	109	96	-	96
Translation differences	0	-1	-1	-1	-1	-2
<b>Closing balance at 31 Dec 2011</b>	<b>-576</b>	<b>-236</b>	<b>-812</b>	<b>-495</b>	<b>-220</b>	<b>-715</b>

EURm	Central banks and credit institutions					
	Group		Total	Parent company		Total
	Individually assessed	Collectively assessed		Individually assessed	Collectively assessed	
<b>Opening balance at 1 Jan 2012</b>	<b>-25</b>	<b>0</b>	<b>-25</b>	<b>-25</b>	<b>0</b>	<b>-25</b>
Provisions	-	0	0	-	0	0
Reversals	-	0	0	-	0	0
<b>Changes through the income statement</b>	<b>-</b>	<b>0</b>	<b>0</b>	<b>-</b>	<b>0</b>	<b>0</b>
Allowances used to cover write-offs	-	-	-	-	-	-
Translation differences	-	-	-	-	-	-
<b>Closing balance at 31 Dec 2012</b>	<b>-25</b>	<b>0</b>	<b>-25</b>	<b>-25</b>	<b>0</b>	<b>-25</b>
<b>Opening balance at 1 Jan 2011</b>	<b>-25</b>	<b>0</b>	<b>-25</b>	<b>-25</b>	<b>0</b>	<b>-25</b>
Provisions	-	0	0	-	0	0
Reversals	-	0	0	-	0	0
<b>Changes through the income statement</b>	<b>-</b>	<b>0</b>	<b>0</b>	<b>-</b>	<b>0</b>	<b>0</b>
Allowances used to cover write-offs	-	-	-	-	-	-
Translation differences	-	-	-	-	-	-
<b>Closing balance at 31 Dec 2011</b>	<b>-25</b>	<b>0</b>	<b>-25</b>	<b>-25</b>	<b>0</b>	<b>-25</b>

EURm	The public					
	Group		Total	Parent company		Total
	Individually assessed	Collectively assessed		Individually assessed	Collectively assessed	
<b>Opening balance at 1 Jan 2012</b>	<b>-551</b>	<b>-236</b>	<b>-787</b>	<b>-470</b>	<b>-220</b>	<b>-690</b>
Provisions	-218	-46	-264	-199	-43	-242
Reversals	42	104	146	33	102	135
<b>Changes through the income statement</b>	<b>-176</b>	<b>58</b>	<b>-118</b>	<b>-166</b>	<b>59</b>	<b>-107</b>
Allowances used to cover write-offs	92	-	92	82	-	82
Translation differences	3	0	3	0	0	0
<b>Closing balance at 31 Dec 2012</b>	<b>-632</b>	<b>-178</b>	<b>-810</b>	<b>-554</b>	<b>-161</b>	<b>-715</b>
<b>Opening balance at 1 Jan 2011</b>	<b>-540</b>	<b>-316</b>	<b>-856</b>	<b>-459</b>	<b>-296</b>	<b>-755</b>
Provisions	-177	-34	-211	-155	-35	-190
Reversals	57	115	172	49	112	161
<b>Changes through the income statement</b>	<b>-120</b>	<b>81</b>	<b>-39</b>	<b>-106</b>	<b>77</b>	<b>-29</b>
Allowances used to cover write-offs	109	-	109	96	-	96
Translation differences	0	-1	-1	-1	-1	-2
<b>Closing balance at 31 Dec 2011</b>	<b>-551</b>	<b>-236</b>	<b>-787</b>	<b>-470</b>	<b>-220</b>	<b>-690</b>

<sup>2</sup> See Note 11 Net loan losses

**Note 13 Loans and impairment, cont.****Allowances and provisions**

EURm	Total			
	Group		Parent company	
	31 Dec 2012	31 Dec 2011	31 Dec 2012	31 Dec 2011
Allowances for items in the balance sheet	-835	-812	-740	-715
Provisions for off-balance sheet items	-32	-47	-32	-47
<b>Total allowances and provisions</b>	<b>-867</b>	<b>-859</b>	<b>-772</b>	<b>-762</b>

EURm	Central banks and credit institutions			
	Group		Parent company	
	31 Dec 2012	31 Dec 2011	31 Dec 2012	31 Dec 2011
Allowances for items in the balance sheet	-25	-25	-25	-25
Provisions for off-balance sheet items	-9	-9	-9	-9
<b>Total allowances and provisions</b>	<b>-34</b>	<b>-34</b>	<b>-34</b>	<b>-34</b>

EURm	The public			
	31 Dec 2012	31 Dec 2011	31 Dec 2012	31 Dec 2011
	Allowances for items in the balance sheet	-810	-787	-715
Provisions for off-balance sheet items	-23	-38	-23	-38
<b>Total allowances and provisions</b>	<b>-833</b>	<b>-825</b>	<b>-738</b>	<b>-728</b>

**Key ratios**

	Group		Parent company	
	31 Dec 2012	31 Dec 2011	31 Dec 2012	31 Dec 2011
Impairment rate, gross <sup>3</sup> , basis points	138	83	119	72
Impairment rate, net <sup>4</sup> , basis points	90	51	77	44
Total allowance rate <sup>5</sup> , basis points	60	45	54	40
Allowances in relation to impaired loans <sup>6</sup> , %	35	38	35	39
Total allowances in relation to impaired loans <sup>7</sup> , %	44	54	45	56
Non-performing loans, not impaired <sup>8</sup> , EURm	127	57	52	51

<sup>3</sup> Individually assessed impaired loans before allowances divided by total loans before allowances.

<sup>4</sup> Individually assessed impaired loans after allowances divided by total loans before allowances.

<sup>5</sup> Total allowances divided by total loans before allowances.

<sup>6</sup> Allowances for individually assessed impaired loans divided by individually assessed impaired loans before allowances.

<sup>7</sup> Total allowances divided by total impaired loans before allowances.

<sup>8</sup> Past due loans, not impaired due to future cash flows (included in Loans, not impaired).

## Note 14 Interest-bearing securities

	Group		Parent company	
	31 Dec	31 Dec	31 Dec	31 Dec
EURm	2012	2011	2012	2011
<b>Eligible as collateral with central banks</b>				
Issued by state and sovereigns	4,267	5,165	4,267	5,165
Issued by municipalities and other public bodies	1,530	949	1,530	949
Issued by other entities	16,908	-	16,908	-
<b>Non-eligible</b>				
Issued by public bodies	4,363	1,163	4,363	1,163
Issued by other borrowers	17,279	31,935	17,279	31,935
<b>Total</b>	<b>44,347</b>	<b>39,212</b>	<b>44,347</b>	<b>39,212</b>
- of which financial instruments pledged as collateral (Note 15)	8,078	8,346	8,078	8,346
<b>Total</b>	<b>36,269</b>	<b>30,866</b>	<b>36,269</b>	<b>30,866</b>
<b>Listed and unlisted securities incl. financial instruments pledged as collateral</b>				
Listed securities	40,919	32,524	40,919	32,524
Unlisted securities	3,428	6,688	3,428	6,688
<b>Total</b>	<b>44,347</b>	<b>39,212</b>	<b>44,347</b>	<b>39,212</b>

## Note 15 Financial instruments pledged as collateral

### Financial instruments pledged as collateral

In repurchase transactions and in securities lending transactions, non-cash assets are transferred as collateral. When the counterpart receiving the collateral has the right to sell or repledge the assets, the assets are reclassified in the balance sheet to the item Financial instruments pledged as collateral.

	Group		Parent company	
	31 Dec	31 Dec	31 Dec	31 Dec
EURm	2012	2011	2012	2011
Interest-bearing securities	8,078	8,346	8,078	8,346
<b>Total</b>	<b>8,078</b>	<b>8,346</b>	<b>8,078</b>	<b>8,346</b>

For information on transferred assets, see Note 42.

For information on reverse repos, see Note 42.

## Note 16 Shares

	Group		Parent company	
	31 Dec	31 Dec	31 Dec	31 Dec
EURm	2012	2011	2012	2011
Shares	92	77	89	75
Shares taken over for protection of claims	-	-	-	-
Fund units, equity-related	614	1,219	614	1,219
Fund units, interest-related	132	16	132	15
<b>Total</b>	<b>838</b>	<b>1,312</b>	<b>835</b>	<b>1,309</b>
- of which financial instruments pledged as collateral (Note 15)	-	-	-	-
<b>Total</b>	<b>838</b>	<b>1,312</b>	<b>835</b>	<b>1,309</b>
Of which expected to be settled after more than 1 year	14	20	12	20
<b>Listed and unlisted shares incl. financial instruments pledged as collateral</b>				
Listed shares	112	61	110	59
Unlisted shares	726	1,251	725	1,250
<b>Total</b>	<b>838</b>	<b>1,312</b>	<b>835</b>	<b>1,309</b>

## Note 17 Derivatives and hedge accounting

31 Dec 2012, EURm	Group			Parent company		
	Fair value Positive	Negative	Total nom. amount	Fair value Positive	Negative	Total nom. amount
<b>Derivatives held for trading</b>						
<b>Interest rate derivatives</b>						
Interest rate swaps	89,987	86,528	3,744,280	89,987	86,528	3,744,280
Futures and forwards	352	397	1,421,573	352	397	1,421,573
Options	12,159	12,161	458,797	12,159	12,161	458,797
<b>Total</b>	<b>102,498</b>	<b>99,086</b>	<b>5,624,650</b>	<b>102,498</b>	<b>99,086</b>	<b>5,624,650</b>
<b>Equity derivatives</b>						
Equity swaps	242	241	9,654	242	241	9,654
Futures and forwards	2	2	286	2	2	286
Options	425	396	11,458	425	396	11,458
<b>Total</b>	<b>669</b>	<b>639</b>	<b>21,398</b>	<b>669</b>	<b>639</b>	<b>21,398</b>
<b>Foreign exchange derivatives</b>						
Currency and interest rate swaps	11,377	13,599	846,588	11,377	13,599	846,588
Currency forwards	429	735	81,304	429	735	81,304
Options	200	213	26,288	200	213	26,288
<b>Total</b>	<b>12,006</b>	<b>14,547</b>	<b>954,180</b>	<b>12,006</b>	<b>14,547</b>	<b>954,180</b>
<b>Credit derivatives</b>						
Credit default swaps	637	655	47,053	637	655	47,053
Total rate of return swaps	-	-	-	-	-	-
<b>Total</b>	<b>637</b>	<b>655</b>	<b>47,053</b>	<b>637</b>	<b>655</b>	<b>47,053</b>
<b>Commodity derivatives</b>						
Swaps	493	434	5,694	493	434	5,694
Futures and forwards	5	26	600	5	26	600
Options	30	28	1,534	30	28	1,534
Other	-	-	-	-	-	-
<b>Total</b>	<b>528</b>	<b>488</b>	<b>7,828</b>	<b>528</b>	<b>488</b>	<b>7,828</b>
<b>Other derivatives</b>						
Options	10	8	254	10	8	254
Other	23	14	57	23	14	57
<b>Total</b>	<b>33</b>	<b>22</b>	<b>311</b>	<b>33</b>	<b>22</b>	<b>311</b>
<b>Total derivatives held for trading</b>	<b>116,371</b>	<b>115,437</b>	<b>6,655,420</b>	<b>116,371</b>	<b>115,437</b>	<b>6,655,420</b>
<b>Derivatives used for hedge accounting</b>						
<b>Interest rate derivatives</b>						
Interest rate swaps	775	211	38,886	775	211	38,886
<b>Total</b>	<b>775</b>	<b>211</b>	<b>38,886</b>	<b>775</b>	<b>211</b>	<b>38,886</b>
<b>Foreign exchange derivatives</b>						
Currency and interest rate swaps	67	188	2,569	67	188	2,569
Currency forwards	-	-	-	-	-	-
<b>Total</b>	<b>67</b>	<b>188</b>	<b>2,569</b>	<b>67</b>	<b>188</b>	<b>2,569</b>
<b>Total derivatives used for hedge accounting</b>	<b>842</b>	<b>399</b>	<b>41,455</b>	<b>842</b>	<b>399</b>	<b>41,455</b>
<b>Total derivatives</b>	<b>117,213</b>	<b>115,836</b>	<b>6,696,875</b>	<b>117,213</b>	<b>115,836</b>	<b>6,696,875</b>
<b>Periods when hedged cash flows are expected to occur and when they are expected to affect the income statement</b>						
<b>Group</b>						
EURm		<1 year	1-3 years	3-5 years	5-10 years	Over 10 years
Cash inflows (assets)		-	-	-	-	-
Cash outflows (liabilities)		-	-5,092	-4,301	-3,084	-70
<b>Net cash flows</b>		-	<b>-5,092</b>	<b>-4,301</b>	<b>-3,084</b>	<b>-70</b>

**Note 17 Derivatives and hedge accounting, cont.**

31 Dec 2011, EURm	Group			Parent company		
	Fair value Positive	Fair value Negative	Total nom. amount	Fair value Positive	Fair value Negative	Total nom. amount
<b>Derivatives held for trading</b>						
<b>Interest rate derivatives</b>						
Interest rate swaps	137,368	134,905	3,784,476	137,368	134,905	3,784,476
FRAs	-	0	-	-	0	-
Futures and forwards	776	743	1,548,734	776	743	1,548,734
Options	11,317	11,928	532,630	11,317	11,928	532,630
<b>Total</b>	<b>149,461</b>	<b>147,576</b>	<b>5,865,840</b>	<b>149,461</b>	<b>147,576</b>	<b>5,865,840</b>
<b>Equity derivatives</b>						
Equity swaps	126	158	3,672	126	158	3,672
Futures and forwards	16	13	755	16	13	755
Options	431	648	12,068	431	648	12,068
<b>Total</b>	<b>573</b>	<b>819</b>	<b>16,495</b>	<b>573</b>	<b>819</b>	<b>16,495</b>
<b>Foreign exchange derivatives</b>						
Currency and interest rate swaps	15,645	15,975	915,011	15,645	15,975	915,011
Currency forwards	812	675	45,553	812	675	45,553
Options	299	254	33,275	299	254	33,275
<b>Total</b>	<b>16,756</b>	<b>16,904</b>	<b>993,839</b>	<b>16,756</b>	<b>16,904</b>	<b>993,839</b>
<b>Credit derivatives</b>						
Credit default swaps	1,587	1,492	62,299	1,587	1,492	62,299
Total rate of return swaps	99	22	450	99	22	450
<b>Total</b>	<b>1,686</b>	<b>1,514</b>	<b>62,749</b>	<b>1,686</b>	<b>1,514</b>	<b>62,749</b>
<b>Commodity derivatives</b>						
Swaps	1,227	1,152	13,183	1,227	1,152	13,183
Futures and forwards	79	76	1,137	79	76	1,137
Other	69	68	2,227	69	68	2,227
<b>Total</b>	<b>1,375</b>	<b>1,296</b>	<b>16,547</b>	<b>1,375</b>	<b>1,296</b>	<b>16,547</b>
<b>Other derivatives</b>						
Options	1	3	85	1	3	85
Other	1	-	6	1	-	6
<b>Total</b>	<b>2</b>	<b>3</b>	<b>91</b>	<b>2</b>	<b>3</b>	<b>91</b>
<b>Total derivatives held for trading</b>	<b>169,853</b>	<b>168,112</b>	<b>6,955,561</b>	<b>169,853</b>	<b>168,112</b>	<b>6,955,561</b>
<b>Derivatives used for hedge accounting</b>						
<b>Interest rate derivatives</b>						
Interest rate swaps	301	179	28,011	301	179	28,011
<b>Total</b>	<b>301</b>	<b>179</b>	<b>28,011</b>	<b>301</b>	<b>179</b>	<b>28,011</b>
<b>Foreign exchange derivatives</b>						
Currency and interest rate swaps	74	145	2,185	74	145	2,185
Currency forwards	-	-	5,908	-	-	5,908
<b>Total</b>	<b>74</b>	<b>145</b>	<b>8,093</b>	<b>74</b>	<b>145</b>	<b>8,093</b>
<b>Total derivatives used for hedge accounting</b>	<b>375</b>	<b>324</b>	<b>36,104</b>	<b>375</b>	<b>324</b>	<b>36,104</b>
<b>Total derivatives</b>	<b>170,228</b>	<b>168,436</b>	<b>6,991,665</b>	<b>170,228</b>	<b>168,436</b>	<b>6,991,665</b>



## Note 18 Fair value changes of the hedged items in portfolio hedge of interest rate risk

Assets	Group		Parent company	
	31 Dec 2012	31 Dec 2011	31 Dec 2012	31 Dec 2011
EURm				
Carrying amount at beginning of year	138	96	138	96
Changes during the year				
- Revaluation of hedged items	-14	42	-14	42
<b>Carrying amount at end of year</b>	<b>124</b>	<b>138</b>	<b>124</b>	<b>138</b>

Liabilities	Group		Parent company	
	31 Dec 2012	31 Dec 2011	31 Dec 2012	31 Dec 2011
EURm				
Carrying amount at beginning of year	195	-58	195	-58
Changes during the year				
- Revaluation of hedged items	442	253	442	253
<b>Carrying amount at end of year</b>	<b>637</b>	<b>195</b>	<b>637</b>	<b>195</b>

The carrying amount at end of year represents accumulated changes in the fair value for those repricing time periods in which the hedged item is an asset respectively a liability. When the hedged item is an asset, the change in the fair value of the hedged item is presented within assets and when the hedged item is a liability, the change is presented as a liability.

## Note 19 Investments in group undertakings

Parent company	31 Dec	31 Dec
	2012	2011
EURm		
Acquisition value at beginning of year	370	353
Acquisitions / capital contributions during the year	3	17
Sales during the year	-	-
Translation differences	0	0
<b>Acquisition value at end of year</b>	<b>373</b>	<b>370</b>
Accumulated impairment charges at beginning of year	-	-
Impairment charges during the year	-	-
Translation differences	-	-
<b>Accumulated impairment charges at end of year</b>	<b>-</b>	<b>-</b>
<b>Total</b>	<b>373</b>	<b>370</b>
- of which listed shares	-	-

The total amount is expected to be settled after more than 1 year

**Note 19 Investments in group undertakings, cont.****Specification**

This specification includes all directly owned group undertakings and major group undertakings to the directly owned companies.

**Group**

31 Dec 2012	Number of shares	Carrying amount 2012, EURm	Carrying amount 2011, EURm	Voting power of holding, %	Domicile	Business ID
<i>Domestic</i>						
Credit institutions						
Nordea Finance Finland Ltd	1,000,000	306	306	100.0	Espoo	0112305-3
Financial institutions						
Tukirahoitus Oy <sup>1</sup>	672	7	7	100.0	Espoo	0677131-6
Real estate companies						
Kiinteistö Oy Tampereen Kirkkokatu 7 <sup>1</sup>	280	50	50	100.0	Tampere	0819781-3
Kiinteistö Oy Levytie 6 <sup>1</sup>	147	18	19	100.0	Helsinki	0818921-5
Kiinteistö Oy Lahden Aleksanterinkatu 19-21 <sup>1</sup>	340,090	10	10	100.0	Lahti	0150108-5
Other companies						
Fidenta Oy	2,000	0	0	60.0	Espoo	0988412-1
<i>International</i>						
Financial institutions						
Nordea Finance Polska S.A. <sup>1</sup>	19,690,000	0	0	100.0	Warsaw	PL5861944082
Nordea Finance Estonia Ltd <sup>1</sup>	60,000	6	6	100.0	Tallinn	EE100212426
Nordea Finance Latvia Ltd <sup>1</sup>	1,100	4	4	100.0	Riga	LV40003348054
Nordea Finance Lithuania Ltd <sup>1</sup>	6,540	4	4	100.0	Vilnius	LT111667277
Nordea Securities Holding (U.K.) Ltd	49,010,000	2	2	100.0	London	01803666
Real estate companies						
Promano Est OÜ	1	10	10	100.0	Tallinn	11681888
Promano Lit UAB	34,528	10	10	100.0	Vilnius	302423219
SIA Promano Lat	21,084	30	30	100.0	Riga	40103235197
SIA Realm	7,030	10	10	100.0	Riga	50103278681
<hr/>						
Other subsidiaries included in the consolidated financial statements; total assets of less than EUR 10m		Number of companies		Carrying amount of shares EURm		Total assets EURm
Real estate companies		7		11		13
Other companies		9		4		85

<sup>1</sup> Indirect holding through Nordea Finance Finland Ltd, a subsidiary of Nordea Bank Finland Plc.

The parent company of Nordea Bank Finland Plc is Nordea Bank AB (publ) domiciled in Stockholm, registration number 516406-0120. The Annual Report 2012 of Nordea Bank AB (publ) may be downloaded on the Internet at [www.nordea.com](http://www.nordea.com) and is available from Nordea Group Investor Relations, SE 105 71 Stockholm, Sweden. The Annual Report 2012 of the Nordea Group is also available at branches of Nordea Bank Finland Plc.

**Group****Special Purpose Entities (SPEs) – Consolidated**

8 SPEs have been set up in the Baltics to acquire assets from commercial customers. The total consolidated value of these assets is EUR 13m (13).

## Note 20 Investments in associated undertakings

EURm	Group		Parent company	
	31 Dec 2012	31 Dec 2011	31 Dec 2012	31 Dec 2011
Acquisition value at beginning of year	81	62	43	28
Acquisitions during the year <sup>1</sup>	-	15	-	15
Sales during the year	-	-	-	-
Share in earnings	18	9	-	-
Dividend received	-19	-2	-	-
Reclassifications	1	-3	-	-
Translation differences	-	-	-	-
<b>Acquisition value at end of year</b>	<b>81</b>	<b>81</b>	<b>43</b>	<b>43</b>
Accumulated impairment charges at beginning of year	-2	-1	-9	-9
Reversed impairment charges during the year	-	-	-	4
Impairment charges during the year	-	-	-	-
Impairment charges reclassifications during the year	0	-1	-	-4
Translation differences	0	-	-	-
<b>Accumulated impairment charges at end of year</b>	<b>-2</b>	<b>-2</b>	<b>-9</b>	<b>-9</b>
<b>Total</b>	<b>79</b>	<b>79</b>	<b>34</b>	<b>34</b>

<sup>1</sup>Of which acquisitions through business combinations EUR 0m (15).

- of which listed shares - - - -

The total amount is expected to be settled after more than 1 year.

Nordea Bank Finland Plc's and Nordea Bank Finland Group's associated undertakings' aggregated balance sheets and income statements can be summarised as follows:

EURm	31 Dec 2012	31 Dec 2011
Total assets	274	321
Total liabilities	175	247
Operating income	84	64
Operating profit	33	6

Nordea Bank Finland Plc's and Nordea Bank Finland Group's share of contingent liabilities in favour of associated undertakings of Nordea Bank Finland Group amounts to EUR 34m (128) and on behalf of associated undertakings EUR 0m (0).

### Group

31 Dec 2012	Business ID	Domicile	Carrying amount 2012, EURm	Carrying amount 2011, EURm	Voting power of holding, %
<b>Credit institutions</b>					
Luottokunta	0201646-0	Helsinki	-	49	-
<b>Total</b>			<b>-</b>	<b>49</b>	
<b>Other</b>					
Automatia Pankkiautomaatit Oy	0974651-1	Helsinki	8	8	33.3
Fenestra Oy <sup>1</sup>	0177676-7	Vantaa	-	-	9.9
NF Fleet Oy	2006935-5	Espoo	2	1	20.0
UAB ALD Automotive, Lithuania	300156575	Vilnius	1	1	25.0
ALD Automotive Eesti AS, Estonia	11094435	Tallin	1	0	25.0
ALD Automotive SIA, Latvia	50003825931	Riga	1	0	25.0
Oy Realinvest Ab	0680035-9	Helsinki	0	0	49.3
Realia Holding Oy	2106796-8	Helsinki	20	20	25.0
Securus Oy	0742429-5	Helsinki	0	0	35.2
Suomen Luotto-osuuskunta <sup>2</sup>	0201646-0	Helsinki	46	-	27.3
<b>Total</b>			<b>79</b>	<b>30</b>	
<b>Total</b>			<b>79</b>	<b>79</b>	

<sup>1</sup> Nordea Bank Finland Plc currently holds convertible bonds which, if converted, would give Nordea Bank Finland significant influence over the entity.

<sup>2</sup> Former Luottokunta, reported as a credit institution in 2011.

**Note 20 Investments in associated undertakings, cont.****Parent company**

31 Dec 2012	Business ID	Domicile	Carrying amount 2012, EURm	Carrying amount 2011, EURm	Voting power of holding, %
<b>Credit institutions</b>					
Luottokunta	0201646-0	Helsinki	-	9	-
<b>Total</b>			<b>-</b>	<b>9</b>	
<b>Other</b>					
Automatia Pankkiautomaatit Oy	0974651-1	Helsinki	5	5	33.3
Fenestra Oy <sup>1</sup>	0177676-7	Vantaa	0	0	9.9
Realia Holding Oy	2106796-8	Helsinki	20	20	25.0
Oy Realinvest Ab	0680035-9	Helsinki	0	0	49.3
Securus Oy	0742429-5	Helsinki	0	0	35.2
Suomen Luotto-osuuskunta <sup>2</sup>	0201646-0	Helsinki	9	-	27.3
<b>Total</b>			<b>34</b>	<b>25</b>	
<b>Total</b>			<b>34</b>	<b>34</b>	

<sup>1</sup> Nordea Bank Finland Plc currently holds convertible bonds which, if converted, would give Nordea Bank Finland significant influence over the entity.

<sup>2</sup> Former Luottokunta, reported as a credit institution in 2011.

**Note 21 Intangible assets**

EURm	Group		Parent Company	
	31 Dec 2012	31 Dec 2011	31 Dec 2012	31 Dec 2011
<b>Goodwill allocated to cash generating units<sup>1</sup></b>				
Other goodwill	-	-	-	-
<b>Goodwill, total</b>	<b>-</b>	<b>-</b>	<b>-</b>	<b>-</b>
<b>Other intangible assets</b>				
Computer software	100	96	105	100
Other intangible assets	8	10	1	3
<b>Other intangible assets, total</b>	<b>108</b>	<b>106</b>	<b>106</b>	<b>103</b>
<b>Intangible assets, total</b>	<b>108</b>	<b>106</b>	<b>106</b>	<b>103</b>

<sup>1</sup> Excluding goodwill in associated undertakings.

EURm	Group		Parent Company	
	31 Dec 2012	31 Dec 2011	31 Dec 2012	31 Dec 2011
<b>Goodwill</b>				
Acquisition value at beginning of year	0	0	-	-
Acquisitions during the year	-	-	-	-
Reclassifications	0	-	-	-
<b>Acquisition value at end of year</b>	<b>0</b>	<b>0</b>	<b>-</b>	<b>-</b>
Accumulated amortisation at beginning of year	0	0	-	-
Amortisation according to plan for the year	0	-	-	-
<b>Accumulated amortisation at end of year</b>	<b>0</b>	<b>0</b>	<b>-</b>	<b>-</b>
<b>Accumulated impairment charges at end of year</b>	<b>-</b>	<b>-</b>	<b>-</b>	<b>-</b>
<b>Total</b>	<b>-</b>	<b>-</b>	<b>-</b>	<b>-</b>

**Note 21 Intangible assets, cont.**

	Group		Parent company	
	31 Dec 2012	31 Dec 2011	31 Dec 2012	31 Dec 2011
<b>Computer software</b>				
Acquisition value at beginning of year	130	97	136	104
Acquisitions during the year	26	33	30	31
Sales/disposals during the year	0	-	-	-
Reclassifications	0	0	-3	1
Translation differences	0	0	-	-
<b>Acquisition value at end of year</b>	<b>156</b>	<b>130</b>	<b>163</b>	<b>136</b>
Accumulated amortisation at beginning of year	-34	-25	-36	-27
Amortisation according to plan for the year	-16	-9	-15	-9
Accumulated amortisation on sales/disposals during the year	-	-	-	-
Reclassifications	0	0	-1	0
Translation differences	-	-	-	-
<b>Accumulated amortisation at end of year</b>	<b>-50</b>	<b>-34</b>	<b>-52</b>	<b>-36</b>
Accumulated impairment charges at beginning of year	-	-	-	-
Impairment charges during the year	-6	-	-6	-
<b>Accumulated impairment charges at end of year</b>	<b>-6</b>	<b>-</b>	<b>-6</b>	<b>-</b>
<b>Total</b>	<b>100</b>	<b>96</b>	<b>105</b>	<b>100</b>

	Group		Parent Company	
	31 Dec 2012	31 Dec 2011	31 Dec 2012	31 Dec 2011
<b>Other intangible assets</b>				
Acquisition value at beginning of year	20	20	11	11
Acquisitions during the year	2	0	0	0
Sales/disposals during the year	-1	0	-	-
Reclassifications	0	-	-4	-
Translation differences	0	0	-	-
<b>Acquisition value at end of year</b>	<b>21</b>	<b>20</b>	<b>7</b>	<b>11</b>
Accumulated amortisation at beginning of year	-10	-7	-8	-6
Amortisation according to plan for the year	-3	-4	-2	-2
Accumulated amortisation on sales/disposals during the year	0	1	-	0
Reclassifications	0	-	4	0
Translation differences	0	0	-	-
<b>Accumulated amortisation at end of year</b>	<b>-13</b>	<b>-10</b>	<b>-6</b>	<b>-8</b>
Accumulated impairment charges at beginning of year	0	0	-	-
Impairment charges during the year	0	0	-	-
<b>Accumulated impairment charges at end of year</b>	<b>0</b>	<b>0</b>	<b>-</b>	<b>-</b>
<b>Total</b>	<b>8</b>	<b>10</b>	<b>1</b>	<b>3</b>

The total amount is expected to be recovered after more than 1 year.

## Note 22 Property and equipment

EURm	Group		Parent company	
	31 Dec 2012	31 Dec 2011	31 Dec 2012	31 Dec 2011
Property and equipment	96	124	59	69
- of which buildings for own use	2	3	1	2
<b>Total</b>	<b>96</b>	<b>124</b>	<b>59</b>	<b>69</b>
<b>Equipment</b>				
Acquisition value at beginning of year	263	255	177	151
Acquisitions during the year	45	54	29	34
Sales/disposals during the year	-27	-40	0	-3
Reclassifications	-38	-7	-25	-5
Translation differences	0	1	-	-
<b>Acquisition value at end of year</b>	<b>243</b>	<b>263</b>	<b>181</b>	<b>177</b>
Accumulated depreciation at beginning of year	-142	-134	-110	-98
Accumulated depreciation on sales/disposals during the year	16	19	-	-
Reclassifications	2	9	2	8
Depreciation according to plan for the year	-24	-30	-14	-14
Translation differences	0	-6	0	-6
<b>Accumulated depreciation at end of year</b>	<b>-148</b>	<b>-142</b>	<b>-122</b>	<b>-110</b>
Accumulated impairment charges at beginning of year	0	-	-	-
Impairment charges during the year	-1	-	-1	-
<b>Accumulated impairment charges at end of year</b>	<b>-1</b>	<b>-</b>	<b>-1</b>	<b>-</b>
<b>Total</b>	<b>94</b>	<b>121</b>	<b>58</b>	<b>67</b>
<b>Land and buildings</b>				
Acquisition value at beginning of year	5	4	4	4
Acquisitions during the year	-	-	-	-
Sales/disposals during the year	-1	-	-1	-
Reclassifications	-	1	0	0
<b>Acquisition value at end of year</b>	<b>4</b>	<b>5</b>	<b>3</b>	<b>4</b>
Accumulated depreciation at beginning of year	-2	-1	-2	-2
Accumulated depreciation on sales/disposals during the year	-	-	-	-
Reclassifications	-	-1	-	-
Depreciation according to plan for the year	0	0	0	0
<b>Accumulated depreciation at end of year</b>	<b>-2</b>	<b>-2</b>	<b>-2</b>	<b>-2</b>
Accumulated impairment charges at beginning of year	-	-	-	-
Accumulated impairment charges on sales/disposals during the year	-	-	-	-
Reversed impairment charges during the year	-	-	-	-
Reclassifications	-	-	-	-
Impairment charges during the year	-	-	-	-
Translation differences	-	-	-	-
<b>Accumulated impairment charges at end of year</b>	<b>-</b>	<b>-</b>	<b>-</b>	<b>-</b>
<b>Total</b>	<b>2</b>	<b>3</b>	<b>1</b>	<b>2</b>

The total amount is expected to be settled after more than 1 year.

## Note 23 Leasing

### NBF as a lessor

#### Finance leases

Nordea Bank Finland Group owns assets leased to customers under finance lease agreements. Finance lease agreements are reported as receivables from the lessee included in "Loans to the public" (see Note 13) at an amount equal to the net investment in the lease. The leased assets mainly comprise vehicles, machinery and other equipment.

Reconciliation of gross investments and present value of future minimum lease payments:

EURm	Group	
	31 Dec 2012	31 Dec 2011
Gross investments	2,509	2,295
Less unearned finance income	-130	-156
<b>Net investments in finance leases</b>	<b>2,379</b>	<b>2,139</b>
Less unguaranteed residual values accruing to the benefit of the lessor	-81	-29
<b>Present value of future minimum lease payments receivable</b>	<b>2,298</b>	<b>2,110</b>
Accumulated allowance for uncollectible minimum lease payments receivable	5	7

As of 31 December 2012 the gross investment and the net investment by remaining maturity was distributed as follows:

EURm	Group	
	31 Dec 2012	31 Dec 2012
	Gross investment	Net investment
2013	780	725
2014	613	577
2015	549	528
2016	307	297
2017	166	162
Later years	94	90
<b>Total</b>	<b>2,509</b>	<b>2,379</b>

#### Operating leases

Assets subject to operating leases mainly comprise vehicles and other equipment. In the balance sheet they are reported as property and equipment.

Carrying amount of leased assets, EURm	Group	
	31 Dec 2012	31 Dec 2011
Acquisition value	44	68
Accumulated depreciation	-20	-27
<b>Carrying amount at end of year</b>	<b>24</b>	<b>41</b>
- of which repossessed leased property, carrying amount	0	0
Carrying amount distributed on groups of assets, EURm	Group	
	31 Dec 2012	31 Dec 2011
Equipment	24	41
<b>Carrying amount at end of year</b>	<b>24</b>	<b>41</b>

Depreciation for 2012 amounted to EUR 9m (13).

**Note 23 Leasing, cont.**

Under non-cancellable operating leases, the future minimum lease payments receivables are distributed as follows:

EURm	Group	
	31 Dec 2012	31 Dec 2011
2013	6	3
2014	2	1
2015	1	0
2016	0	0
2017	0	-
Later years	0	-
<b>Total</b>	<b>9</b>	<b>4</b>

**NBF as a lessee****Finance leases**

Nordea Bank Finland Group has only to a minor extent entered into finance lease agreements. The carrying amount of assets subject to finance leases amounts to EUR 0m (0).

**Operating leases**

Nordea Bank Finland Group has entered into operating lease agreements for premises and office equipment.

	Group		Parent company	
	31 Dec 2012	31 Dec 2011	31 Dec 2012	31 Dec 2011
<b>Leasing expenses during the year, EURm</b>				
Leasing expenses during the year	-59	-66	-72	-70
- of which minimum lease payments	-59	-65	-72	-69
- of which contingent rents	0	0	-	-
Leasing income during the year regarding sublease payments	-	-	-	-

Future minimum lease payments under non-cancellable operating leases amounted to and are distributed as follows:

EURm	Group	Parent company
	31 Dec 2012	31 Dec 2012
2013	68	68
2014	40	40
2015	26	26
2016	23	23
2017	18	18
Later years	108	108
<b>Total</b>	<b>283</b>	<b>283</b>



## Note 24 Investment property

Movement in the balance sheet	Group		Parent company	
	31 Dec	31 Dec	31 Dec	31 Dec
EURm	2012	2011	2012	2011
Carrying amount at beginning of year	71	32	10	4
Acquisitions during the year	34	41	0	8
Sales/disposals during the year	-1	-3	0	-2
Net result from fair value adjustments	0	1	-	-
<b>Carrying amount at end of year</b>	<b>104</b>	<b>71</b>	<b>10</b>	<b>10</b>
-of which expected to be settled after more than 1 year	96	70	10	10

### Amounts recognised in the income statement<sup>1</sup>

EURm	2012	2011	2012	2011
Rental income	1	0	1	0
Direct operating expenses that generate rental income	-3	-1	-3	-1
Direct operating expenses that did not generate rental income	-	-	-	-
<b>Total</b>	<b>-2</b>	<b>-1</b>	<b>-2</b>	<b>-1</b>

<sup>1</sup>Together with fair value adjustments included in Net result from items at fair value.

Market value	104	71	10	10
--------------	-----	----	----	----

## Note 25 Other assets

EURm	Group		Parent company	
	31 Dec	31 Dec	31 Dec	31 Dec
EURm	2012	2011	2012	2011
Claims on securities settlement proceeds	1,109	1,069	1,109	1,069
Cash/margin receivables	8,370	6,655	8,370	6,655
Other	841	354	799	332
<b>Total</b>	<b>10,320</b>	<b>8,078</b>	<b>10,278</b>	<b>8,056</b>
- of which expected to be settled after more than 1 year	3	0	-	-

## Note 26 Prepaid expenses and accrued income

EURm	Group		Parent company	
	31 Dec	31 Dec	31 Dec	31 Dec
EURm	2012	2011	2012	2011
Accrued interest income	339	455	335	458
Other accrued income	617	232	435	56
Prepaid expenses	13	17	7	10
<b>Total</b>	<b>969</b>	<b>704</b>	<b>777</b>	<b>524</b>
- of which expected to be settled after more than 1 year	79	82	-	-

## Note 27 Deposits by credit institutions

EURm	Group		Parent company	
	31 Dec	31 Dec	31 Dec	31 Dec
EURm	2012	2011	2012	2011
Central banks	2,326	7,721	2,326	7,721
Other banks	44,331	55,094	44,218	55,006
Other credit institutions	28,009	13,192	28,009	13,192
<b>Total</b>	<b>74,666</b>	<b>76,007</b>	<b>74,553</b>	<b>75,919</b>

## Note 28 Deposits and borrowings from the public

EURm	Group		Parent company	
	31 Dec 2012	31 Dec 2011	31 Dec 2012	31 Dec 2011
Deposits from the public	53,285	53,636	53,308	53,650
Borrowings from the public	16,927	14,624	16,916	14,615
<b>Total</b>	<b>70,212</b>	<b>68,260</b>	<b>70,224</b>	<b>68,265</b>

Deposits are defined as funds in deposit accounts covered by the government deposit guarantee but also including amounts in excess of the individual amount limits.

## Note 29 Debt securities in issue

EURm	Group		Parent company	
	31 Dec 2012	31 Dec 2011	31 Dec 2012	31 Dec 2011
Certificates of deposit	18,726	35,557	18,726	35,557
Commercial papers	9,650	-	9,650	-
Bond loans <sup>1</sup>	20,623	13,596	20,623	13,596
<b>Total</b>	<b>48,999</b>	<b>49,153</b>	<b>48,999</b>	<b>49,153</b>

<sup>1</sup> Of which Finnish covered bonds EUR 12,362m (7,250).

## Note 30 Other liabilities

EURm	Group		Parent company	
	31 Dec 2012	31 Dec 2011	31 Dec 2012	31 Dec 2011
Liabilities on securities settlement proceeds	8,028	1,428	8,028	1,428
Sold, not held, securities	5,151	10,732	5,151	10,732
Accounts payable	83	47	42	10
Cash/margin payables	5,802	4,374	5,802	4,374
Other	1,626	7,547	1,452	7,446
<b>Total</b>	<b>20,690</b>	<b>24,128</b>	<b>20,475</b>	<b>23,990</b>

- of which expected to be settled after more than 1 year - 0 - -

## Note 31 Accrued expenses and prepaid income

EURm	Group		Parent company	
	31 Dec 2012	31 Dec 2011	31 Dec 2012	31 Dec 2011
Accrued interest	345	356	345	356
Other accrued expenses	523	392	328	201
Prepaid income	78	62	71	58
<b>Total</b>	<b>946</b>	<b>810</b>	<b>744</b>	<b>615</b>

- of which expected to be settled after more than 1 year 81 83 - -

## Note 32 Provisions

EURm	Group		Parent company	
	31 Dec 2012	31 Dec 2011	31 Dec 2012	31 Dec 2011
Reserve for restructuring costs	33	33	33	33
Transfer risks, off-balance	11	9	11	9
Individually assessed, guarantees and other commitments	21	38	21	38
Tax	1	1	-	-
Other	17	16	14	14
<b>Total</b>	<b>83</b>	<b>97</b>	<b>79</b>	<b>94</b>

### Movement in the balance sheet:

EURm	Transfer risks	Off-balance sheet	Restructuring	Tax	Other	Total
At the beginning of year	9	38	33	1	16	97
New provisions made	2	-	16	-	1	19
Provisions utilised	-	-17	-16	-	0	-33
Reversals	-	-	0	-	-	0
Reclassifications	-	-	-	-	-	-
Translation differences	-	-	-	-	-	-
<b>At end of year</b>	<b>11</b>	<b>21</b>	<b>33</b>	<b>1</b>	<b>17</b>	<b>83</b>
- of which expected to be settled within 1 year	-	0	19	1	1	21

Reserve for restructuring costs amounts to EUR 33m of which EUR 19m will be settled in 12 months.

Provision for transfer risk of 11m is related to off-balance sheet items. Transfer risk relating to loans is included in the item Allowances for collectively assessed impaired loans in Note 13. Provision for transfer risk is depending on the volume of business with different countries.

Loan loss provisions for individually assessed, guarantees and other commitments amounted to EUR 21m.

The item Other refers to the following provisions: rental liabilities of EUR 4m (of which EUR 1m expected to be settled during 2013), provision for environmental and property-related obligations of EUR 3m (not expected to be settled during 2013) and other provisions amounting to EUR 7m (not expected to be settled during 2013).

### Parent company

EURm	Transfer risks	Off-balance sheet	Restructuring	Other	Total
At beginning of year	9	38	33	14	94
New provisions made	2	-	16	0	18
Provisions utilised	-	-17	-16	0	-33
Reversals	-	-	0	-	0
Translation differences	-	-	-	-	-
<b>At end of year</b>	<b>11</b>	<b>21</b>	<b>33</b>	<b>14</b>	<b>79</b>
- of which expected to be settled within 1 year	-	0	19	1	20

Reserve for restructuring costs amounts to EUR 33m of which EUR 19m will be settled in 12 months.

Provision for transfer risk is related to off-balance sheet items. Transfer risk relating to loans is included in the item Allowances for collectively assessed impaired loans in Note 13. Provision for transfer risk is depending on the volume of business with different countries.

Loan loss provisions for individually assessed, guarantees and other commitments amounted to EUR 21m.

The item Other refers to the following provisions: rental liabilities of EUR 4m (of which EUR 1m expected to be settled during 2013), provision for environmental and property-related obligations of EUR 3m (not expected to be settled during 2013) and other provisions amounting to EUR 7m (not expected to be settled during 2013).

### Note 33 Retirement benefit obligations

EURm	Group		Parent company	
	31 Dec 2012	31 Dec 2011	31 Dec 2012	31 Dec 2011
Defined benefit plans, net	-112	-94	-106	-88
<b>Total</b>	<b>-112</b>	<b>-94</b>	<b>-106</b>	<b>-88</b>

NBF has various pension plans, which are classified both as defined benefit plans and defined contribution plans. The defined benefit plans in Finland are closed to new employees and instead, pensions for new employees are based on defined contribution (DCP) arrangements. The plans for the foreign branches are also mainly defined contribution plans. The existing defined benefit plans in London and New York are closed to new employees. Defined contribution plans are not reflected on the balance sheet except when earned pension rights have not yet been paid for.

IAS 19 secures that the market-based value of pension obligations net of plan assets backing these obligations will be reflected on the Group's balance sheet. The major plans are funded schemes covered by assets in pension funds/foundations. Some other pension plans are recognised directly on the balance sheet as liabilities.

#### IAS 19 pension calculations and assumptions

Calculations on major plans are performed by external liability calculators and based on the actuarial assumptions fixed for each of the Group's pension plans.

Assumptions	Finland
<b>2012</b>	
Discount rate	3.5%
Salary increase	3.0%
Inflation	2.0%
Expected return on assets before taxes	4.5%
<b>2011</b>	
Discount rate	4.5%
Salary increase	3.5%
Inflation	2.0%
Expected return on assets before taxes	5.5%

The expected return on assets is based on long-term expectations for return on the different asset classes. With bonds, this is linked to the discount rate while equities and real estate have an added risk premium.

The discount rate has the most significant impact on the obligation and pension cost. If the discount rate is reduced the pension obligation will increase and vice versa. A one percentage point increase in the discount rate would lead to a decrease of 12% in pension obligation and of 20% in service cost. A one percentage point decrease in the discount rate would lead to an increase of 14% in pension obligation and of 16% in service cost.

#### Asset composition

The combined return on assets in 2012 was 13% (0) mainly reflecting the general development in the market. At the end of the year, the equity exposure in pension funds/foundations represented 31% (20) of total assets.

Asset composition in funded schemes	2012	2011
Equities	31%	20%
Bonds	56%	67%
Real estate	12%	11%
- of which Nordea real estate	3%	3%
Other plan assets	1%	2%

**Note 33 Retirement benefit obligations, cont.****Amounts recognised in the balance sheet**

EURm	Group		Parent company	
	2012	2011	2012	2011
PBO	863	754	839	738
Plan assets	893	823	873	807
<b>Total surplus/deficit(-)</b>	<b>30</b>	<b>69</b>	<b>34</b>	<b>69</b>
- of which unrecognised actuarial gains/losses(-)	-82	-25	-72	-19
<b>Of which recognised in the balance sheet</b>	<b>112</b>	<b>94</b>	<b>106</b>	<b>88</b>
- of which retirement benefit assets	136	120	130	113
- of which retirement benefit obligations	23	25	23	25
- of which related to unfunded plans (PBO)	20	16	20	16

**Overview of surplus or deficit in the plans**

EURm	Total 2012	Total 2011	Total 2010	Total 2009	Total 2008
PBO	863	754	764	774	774
Plan assets	893	823	854	816	775
<b>Surplus/deficit(-)</b>	<b>30</b>	<b>69</b>	<b>90</b>	<b>42</b>	<b>1</b>

**Changes in the PBO**

EURm	Group		Parent company	
	2012	2011	2012	2011
PBO at 1 Jan	754	764	738	746
Service cost	2	3	2	3
Interest cost	33	34	33	33
Pensions paid	-41	-40	-41	-39
Curtailements and settlements	-5	0	-5	0
Past service cost	0	0	0	0
Actuarial gains(-)/losses	117	-8	110	-6
Effect of exchange rate changes	3	1	2	1
<b>PBO at 31 Dec</b>	<b>863</b>	<b>754</b>	<b>839</b>	<b>738</b>

**Changes in the fair value of plan assets**

EURm	Group		Parent company	
	2012	2011	2012	2011
Assets at 1 Jan	823	854	807	834
Expected return on assets	43	44	43	43
Pensions paid	-41	-40	-40	-39
Curtailements and settlements	-4	-	-4	-
Contributions	9	10	9	10
Actuarial gains/losses(-)	60	-47	57	-43
Effect of exchange rate changes	3	2	2	2
<b>Plan assets at 31 Dec</b>	<b>893</b>	<b>823</b>	<b>874</b>	<b>807</b>
<b>Actual return on plan assets</b>	<b>104</b>	<b>-2</b>	<b>99</b>	<b>0</b>

**Overview of actuarial gains/losses**

EURm	Total 2012	Total 2011	Total 2010	Total 2009	Total 2008
Effects of changes in actuarial assumptions <sup>1</sup>	-87	9	0	-1	-41
Experience adjustments	30	-48	33	33	-92
- of which on plan assets	60	-47	25	25	-102
- of which on plan liabilities	-30	-1	8	8	10
<b>Actuarial gains/losses</b>	<b>-57</b>	<b>-39</b>	<b>33</b>	<b>32</b>	<b>-133</b>

<sup>1</sup> The actuarial gains/losses in 2012 are mainly due to the change in the discount rate.

### Note 33 Retirement benefit obligations, cont.

#### Defined benefit pension cost

The total net pension cost related to defined benefit plans recognised in the Group's income statement (as staff costs) for the year 2012 is EUR 9m positive (7m positive). In the parent company's income statement the respective cost was EUR 9m positive (7m positive) in 2012.

Total pension cost comprises the defined benefit pension cost as well as the cost related to defined contribution plans. (See specification in Note 8.)

Recognised net defined benefit cost, EURm	Group		Parent company	
	2012	2011	2012	2011
Service cost	2	3	2	3
Interest cost	33	33	33	32
Expected return on assets	-43	-44	-43	-43
Curtailments and settlements	-1	0	-1	0
Recognised past service cost	0	0	0	0
Recognised actuarial gains(-) / losses	0	1	0	1
<b>Pension cost on defined benefit plans</b>	<b>-9</b>	<b>-7</b>	<b>-9</b>	<b>-7</b>

The pension cost is in line with what was expected at the start of the year.

The Group is expected to contribute EUR 10m and the parent company EUR 9m to its defined benefit plans in 2013.

#### Key management personnel

The members of the Board of Directors of Nordea Bank Finland Plc and the President, are members of the Nordea Bank AB (publ) Group Executive Management, except for the one external member Carl-Johan Granvik. In 2012 Nordea Bank AB (publ) has paid all salaries, fees, pensions and other staff-related expenses to the above mentioned other members of the Board and the President. Nordea Bank AB (publ) has allocated these salary expenses to Nordea Bank Finland Plc as part of the Head Office Allocation expenses.

Information on salaries, loans and pension liabilities of the above mentioned other members of the Board and the President is presented in the Annual Report of Nordea Bank AB (publ).

Pension obligation for the deputy of the President of Nordea Bank Finland Plc amounted to EUR 3m at the end of 2012.

### Note 34 Subordinated liabilities

EURm	Group		Parent company	
	31 Dec 2012	31 Dec 2011	31 Dec 2012	31 Dec 2011
Dated subordinated debenture loans	-	-	-	-
Undated subordinated debenture loans	514	503	514	503
<b>Total</b>	<b>514</b>	<b>503</b>	<b>514</b>	<b>503</b>

These debenture loans are subordinated to other liabilities. Dated debenture loans entitle the lender to payment before undated subordinated loans. Within each respective category, the loans entitle lenders to equal payment rights.

#### Group and parent company

On 31 December 2012 the following loans - with terms specified below - exceeded 10% of the total outstanding volume.

Issued by	Year of issue /maturity	Nominal value	Carrying amount EURm	Interest rate (coupon)
Nordea Bank Finland Plc <sup>1</sup>	2002/undated	MGBP 300	367	6.25%
Nordea Bank Finland Plc <sup>2</sup>	1999/undated	MJPY 10,000	88	3.41%

<sup>1</sup> Call date 18 July 2014

<sup>2</sup> Call date 26 February 2029

### Note 35 Assets pledged as security for own liabilities

EURm	Group		Parent company	
	31 Dec 2012	31 Dec 2011	31 Dec 2012	31 Dec 2011
<b>Assets pledged for own liabilities</b>				
Securities etc <sup>1</sup>	22,426	17,650	22,426	17,650
Loans to the public	15,493	11,919	15,493	11,919
Other pledged assets	1,325	5,447	1,325	5,447
<b>Total</b>	<b>39,244</b>	<b>35,016</b>	<b>39,244</b>	<b>35,016</b>
<b>The above pledges pertain to the following liability and commitment items</b>				
Deposits by credit institutions	1	-	-	-
Debt securities in issue	12,362	7,250	12,362	7,250
Other liabilities	18,296	18,244	18,296	18,244
<b>Total</b>	<b>30,659</b>	<b>25,494</b>	<b>30,658</b>	<b>25,494</b>

<sup>1</sup> Relates only to securities recognised in the balance sheet. Securities borrowed or bought under repurchase agreements are not recognised in the balance sheet and thus not included in the amount. Such transactions are disclosed in Note 42 Transferred assets and obtained collaterals.

Assets pledged for own liabilities contain securities pledged as security in repurchase agreements and in securities lending. The transactions are conducted under standard agreements employed by financial markets participants. Counterparts in those transactions are credit institutions and the public. The transactions are typically short term with maturity within three months.

Loans to the public amounting to EUR 15,493m (11,919) have been registered as collateral for issued Finnish covered bonds amounting to EUR 12,362m (7,250). In the event of the company's insolvency, the holders of these bonds have priority to the assets registered as collateral. Collaterals are valued up to the first 70% of the market value of the property. NBF has used Realia Group Oy, Newsec Oy, Huoneistokeskus Oy, Kiinteistömaailma Oy and Catella Oy to value commercial real estate collaterals.

### Note 36 Other assets pledged

There are no collaterals pledged on behalf of other items other than the company's own liabilities.

### Note 37 Contingent liabilities

EURm	Group		Parent company	
	31 Dec 2012	31 Dec 2011	31 Dec 2012	31 Dec 2011
<b>Guarantees</b>				
Loan guarantees	2,482	3,225	2,786	3,226
Other guarantees	12,146	13,800	12,146	14,106
Documentary credits	1,771	1,996	1,771	1,996
Other contingent liabilities	20	20	20	20
<b>Total</b>	<b>16,419</b>	<b>19,041</b>	<b>16,723</b>	<b>19,348</b>

In the normal business of Nordea Bank Finland, the bank issues various forms of guarantees in favour of the bank's customers. Loan guarantees are given for customers to guarantee obligations in other credit- and pension institutions. Other guarantees consist mainly of commercial guarantees, such as bid guarantees, advance payment guarantees, warranty guarantees and export-related guarantees. Contingent liabilities also include unutilised irrevocable import documentary credits and confirmed export documentary credits. These transactions are part of the bank services and support the bank's customers. Guarantees and documentary credits are off-balance sheet items, unless there is a need for a provision to cover a probable loan loss that arises from the judgement that reimbursement will not be received.

### Note 38 Commitments

EURm	Group		Parent company	
	31 Dec 2012	31 Dec 2011	31 Dec 2012	31 Dec 2011
Future payment obligations	7	11	7	11
Credit commitments <sup>1</sup>	15,956	17,949	13,275	15,006
Other commitments	626	765	253	481
<b>Total</b>	<b>16,589</b>	<b>18,725</b>	<b>13,535</b>	<b>15,498</b>

<sup>1</sup> Including unutilised portion of approved overdraft facilities of EUR 8,565m (9,197) for the Group and EUR 8,566m (9,198) for the parent company.

Reverse repurchase agreements are recognised on and derecognised from the balance sheet on the settlement date. Nordea has as per 31 December 2012 signed reverse repurchase agreements of EUR 5,803m (10,417) that have not yet been settled and consequently are not recognised on the balance sheet. On the settlement date these reverse repurchase agreements will, to the utmost extent, replace existing reverse repurchase agreements not yet derecognised as per 31 December 2012. These instruments have not been disclosed as commitments.

### Note 39 Capital adequacy

#### Capital base

EURm	Group		Parent company	
	31 Dec 2012	31 Dec 2011	31 Dec 2012	31 Dec 2011
<b>Original own funds</b>				
Paid up capital	2,319	2,319	2,319	2,319
Share premium	599	599	599	599
<b>Eligible capital</b>	<b>2,918</b>	<b>2,918</b>	<b>2,918</b>	<b>2,918</b>
Reserves	5,195	7,602	4,782	7,240
Non-controlling interests	4	5	-	-
Income (positive/negative) from current year	1,184	1,099	1,122	1,040
<b>Eligible reserves</b>	<b>6,383</b>	<b>8,706</b>	<b>5,904</b>	<b>8,280</b>
<b>Tier 1 capital (before hybrid capital and deductions)</b>	<b>9,301</b>	<b>11,624</b>	<b>8,822</b>	<b>11,198</b>
Proposed/actual dividend	-625	-1,000	-625	-1,000
Deferred tax assets	-16	-16	-13	-12
Intangible assets	-108	-106	-106	-103
Deductions for investments in credit institutions	-1	-27	0	-4
IRB provisions excess (+) / shortfall (-) <sup>1</sup>	-207	-42	-196	-29
Other items, net	-98	-123	-98	-123
<b>Deductions from original own funds</b>	<b>-1,055</b>	<b>-1,314</b>	<b>-1,038</b>	<b>-1,271</b>
<b>Tier 1 capital (net after deduction)</b>	<b>8,246</b>	<b>10,310</b>	<b>7,784</b>	<b>9,927</b>
<b>Additional own funds</b>				
Securities of indeterminate duration and other instruments	556	568	556	568
Subordinate loan capital	-	-	-	-
Other additional own funds	13	-4	13	-4
<b>Tier 2 capital (before deductions)</b>	<b>569</b>	<b>564</b>	<b>569</b>	<b>564</b>
Deductions for investments in credit institutions	-1	-27	0	-4
IRB provisions excess (+) / shortfall (-) <sup>1</sup>	-207	-42	-196	-29
<b>Deductions from additional own funds</b>	<b>-208</b>	<b>-69</b>	<b>-196</b>	<b>-33</b>
<b>Tier 2 capital (net after deductions)</b>	<b>361</b>	<b>495</b>	<b>373</b>	<b>531</b>
<b>Total own funds for solvency purposes</b>	<b>8,607</b>	<b>10,805</b>	<b>8,157</b>	<b>10,458</b>

<sup>1</sup> The term provision is used in the CRD when defining the basis for shortfall/provision excess. In Nordea, the term allowances is used when referring to the same treatment.

#### Core tier 1 capital and tier 1 capital

Core tier 1 capital is defined as eligible capital including eligible reserves, net of regulatory required deductions done directly to the tier 1 capital. The capital recognised as core tier 1 capital holds the ultimate characteristics for loss absorbance defined from a “going concern” perspective and is the most subordinated claim in terms of liquidation. The tier 1 capital is defined as core tier 1 capital and capital of the same or close to the character of eligible capital and eligible reserves. The tier 1 capital can include a limited part of hybrid capital loans (up to 50% of tier 1, depending on the specific terms of the instruments). Deductions mandatory for tier 1 capital will accordingly also be required as deduction in the defined core tier 1 capital.



**Eligible capital**

Paid up capital is equal to the share capital contributed by shareholders.

**Eligible reserves**

Eligible reserves consist primarily of retained earnings, other reserves, minority interest and income from current year. Retained earnings are earnings from previous years reported via the income statement. Other reserves are related to revaluation and translation reserves referred to acquisitions and associated companies under the equity method. The equity interests of minority shareholdings in companies that are fully consolidated in the financial group are also included. Positive income from current year is included as eligible capital after verification by the external auditors. However, negative income must always be included as a deduction.

**Hybrid capital loans subject to limits**

The requirement for including hybrid capital loans, or undated subordinated loans, in tier 1 capital is restricted and repurchase can normally not take place until five years after the loan was originally issued. Hybrid capital loans may be repaid only upon a decision by the Board of Directors of Nordea Bank Finland and with the permission of the Finnish FSA. Further, there are restrictions related to step-up conditions, order of priority, interest payments under constraint conditions and the level of amount that can be part of the tier 1 capital.

**Deductions from tier 1 capital**

**Proposed/actual dividend**

In relation to income for the period, the corresponding dividend should be deducted. The amount is deducted from the tier 1 capital based on the proposal from the Board of Directors of Nordea Bank Finland to be decided at the annual general meeting of Nordea Bank Finland's shareholders.

**Deferred tax assets**

In accordance with local legal requirements, deferred tax assets have been deducted from the tier 1 capital. The deducted amount is calculated based on the accounting standards relevant for the individual companies included in the financial group.

**Intangible assets**

A significant part of deducted intangible assets contains goodwill and other intangible assets related to IT software and development.

**Deductions for investments in credit institutions**

The institutions should in its capital base deduct equity holdings and some other types of contributions to institutions that are not consolidated into the financial group (in Nordea Bank Finland foremost associated companies). 50% should be deducted from tier 1 capital and 50% should be deducted from tier 2 capital.

**IRB provisions shortfall**

In accordance with Finnish legislation, the differences between the actual IRB provision made for the related exposure and the expected loss are adjusted for in the capital base. The negative difference (when the expected loss amount is larger than the provision amount) is defined as a shortfall. According to the rules in the CRD, the shortfall amount is to be deducted from the capital base and be divided equally into tier 1 capital and tier 2 capital. A positive difference (provisions exceeding expected loss) can be included in tier 2 capital subject to certain limitations (maximum 0.6% of IRB RWA).

**Tier 2 capital**

The tier 2 capital must be subordinated to depositors and general creditors of the bank. It cannot be secured or covered by a guarantee of the issuer or related entity or include any other arrangement that legally or economically enhances the seniority of the claim vis-à-vis depositors and other bank creditors.

**Tier 2 subordinated loans**

The tier 2 capital consists mainly of subordinated debt and some specific deductions. Tier 2 capital includes two different types of subordinated loan capital: undated loans and dated loans. The total tier 2 amount may not exceed the tier 1 capital amount and dated tier 2 loans may not exceed half the amount of tier 1. The limits are set net of deductions.

The basic principle for subordinated debt in the capital base is the order of priority in case of a default or bankruptcy situation. Under such conditions, the holder of the subordinated loan would be repaid after other creditors but before shareholders. The share of the outstanding loan amount that is possible to include in the tier 2 capital related to dated loans is reduced if the remaining maturity is less than five years.

The table on the next page shows the booked outstanding amounts of undated subordinated loans included in the tier 2 capital. Call date means the date when the issuer has the legal right to redeem outstanding loan amounts according the terms of agreement. The book value in the table can deviate from capital amounts used in the capital base due to swap arrangements and adjustments for maturities.

**Other tier 2 capital**

Other additional funds consist of adjustment to valuation differences in available-for-sale equities transferred to core additional own funds. Unrealised gains from equity holdings classified as available-for-sale securities can, according to regulation, only be included in tier 2 capital. Nordea has no significant holdings in this category and has only a minor impact in the tier 2 capital from such items.

**Note 39 Capital adequacy, cont.****Deductions from tier 2 capital****Deductions for investments in credit institutions**

The institutions should in its capital base deduct equity holdings and some other types of contributions to institutions that are not consolidated into the financial group (in Nordea Bank Finland foremost associated companies). 50% should be deducted from tier 1 capital and 50% should be deducted from tier 2 capital.

**IRB provisions excess (+) / shortfall**

In accordance with Finnish legislation, the differences between the actual IRB provision made for the related exposure and the expected loss are adjusted for in the capital base. The negative difference (when the expected loss amount is larger than the provision amount) is defined as a shortfall. According to the rules in the CRD, the shortfall amount is to be deducted from the capital base and be divided equally into tier 1 capital and tier 2 capital. A positive difference (provisions exceeding expected loss) can be included in tier 2 capital subject to certain limitations (maximum 0.6% of IRB RWA).

**Undated loans**

## Undated loans, tier 2

Issuer	Book value EURm	Capital base 31 Dec 2012	Start	Maturity	Call date	Step-up
Nordea Bank Finland Plc	367	468	2004	n/a	Jul 2014	Y
Nordea Bank Finland Plc	88	88	1999	n/a	Feb 2029	Y
<b>Total undated loans, tier 2</b>	<b>455</b>	<b>556</b>				

**Capital requirements and RWA****Group**

EURm	31 Dec 2012		31 Dec 2011	
	Capital requirement	RWA	Capital requirement	RWA
<b>Credit risk</b>	<b>2,872</b>	<b>35,899</b>	<b>5,367</b>	<b>67,088</b>
IRB	1,163	14,538	2,798	34,972
- of which corporate	408	5,103	1,838	22,972
- of which institutions	439	5,492	594	7,425
- of which retail	299	3,732	346	4,327
- of which real estate	184	2,299	210	2,620
- of which retail other	115	1,433	137	1,707
- of which other	17	210	20	248
Standardised	1,709	21,362	2,569	32,116
- of which sovereign	20	245	29	362
- of which retail	331	4,132	338	4,226
- of which residential real estate	69	863	67	840
- of which other	262	3,269	271	3,386
- of which other	1,359	16,985	2,202	27,527
<b>Market risk</b>	<b>379</b>	<b>4,732</b>	<b>663</b>	<b>8,291</b>
- of which trading book, Internal Approach	306	3,829	460	5,749
- of which trading book, Standardised Approach	72	903	203	2,542
- of which banking book, Standardised Approach	-	-	-	-
<b>Operational risk</b>	<b>408</b>	<b>5,101</b>	<b>415</b>	<b>5,189</b>
Standardised	408	5,101	415	5,189
<b>Subtotal</b>	<b>3,659</b>	<b>45,733</b>	<b>6,445</b>	<b>80,567</b>
<b>Adjustment for transition rules</b>				
Additional capital requirement according to transition rules	-	-	-	-
<b>Total</b>	<b>3,659</b>	<b>45,733</b>	<b>6,445</b>	<b>80,567</b>

**Note 39 Capital adequacy, cont.****Capital requirements and RWA****Parent company**

EURm	31 Dec 2012		31 Dec 2011	
	Capital requirement	RWA	Capital requirement	RWA
<b>Credit risk</b>	<b>2,507</b>	<b>31,343</b>	<b>5,019</b>	<b>62,738</b>
IRB	1,054	13,175	2,676	33,452
- of which corporate	305	3,818	1,722	21,527
- of which institutions	439	5,482	593	7,418
- of which retail	299	3,732	346	4,327
- of which real estate	184	2,299	210	2,620
- of which retail other	115	1,433	137	1,707
- of which other	11	142	14	180
Standardised	1,453	18,168	2,343	29,286
- of which sovereign	20	245	29	362
- of which retail	158	1,981	169	2,113
- of which residential real estate	69	863	65	818
- of which other	89	1,118	104	1,294
- of which other	1,275	15,942	2,145	26,811
<b>Market risk</b>	<b>379</b>	<b>4,732</b>	<b>663</b>	<b>8,291</b>
- of which trading book, Internal Approach	306	3,829	460	5,749
- of which trading book, Standardised Approach	72	903	203	2,542
- of which banking book, Standardised Approach	-	-	-	-
<b>Operational risk</b>	<b>370</b>	<b>4,630</b>	<b>376</b>	<b>4,694</b>
Standardised	370	4,630	376	4,694
<b>Subtotal</b>	<b>3,256</b>	<b>40,706</b>	<b>6,058</b>	<b>75,723</b>
<b>Adjustment for transition rules</b>				
Additional capital requirement according to transition rules	-	-	-	-
<b>Total</b>	<b>3,256</b>	<b>40,706</b>	<b>6,058</b>	<b>75,723</b>

Nordea Bank AB (publ) has in December 2012 issued a guarantee in favour of Nordea Bank Finland Plc where Nordea Bank AB (publ) guarantees the majority of the exposures in the exposure class IRB corporate in Nordea Bank Finland Plc. The net effect of the guarantee on RWA in Nordea Bank Finland Plc was EUR -16,5bn at the end of 2012. The reduced RWA in Nordea Bank Finland Plc enabled an extraordinary dividend payment of EUR 2.5bn from Nordea Bank Finland Plc to Nordea Bank AB (publ) in December 2012.

**Capital requirements for market risk, 31 December 2012**

EURm	Trading book, IA		Trading book, SA	
	RWA	Capital requirement	RWA	Capital requirement
Interest rate risk <sup>1</sup>	1,190	95	630	50
Equity risk	43	3	161	13
Foreign exchange risk	279	22	-	-
Commodity risk	-	-	112	9
Diversification effect	-734	-59	-	-
Stressed Value-at-Risk	1,785	143	-	-
Incremental Risk Charge	766	61	-	-
Comprehensive Risk Charge	500	40	-	-
<b>Total</b>	<b>3,829</b>	<b>306</b>	<b>903</b>	<b>72</b>

<sup>1</sup> Interest rate risk in column IA only includes general interest rate risk while column SA includes both general and specific interest rate risk.

**Note 39 Capital adequacy, cont.**

	Banking book, SA		Total	
	RWA	Capital requirement	RWA	Capital requirement
Interest rate risk	-	-	1,820	146
Equity risk	-	-	204	16
Foreign exchange risk	-	-	279	22
Commodity risk	-	-	112	9
Diversification effect	-	-	-734	-59
Stressed Value-at-Risk	-	-	1,785	143
Incremental Risk Charge	-	-	766	61
Comprehensive Risk Charge	-	-	500	40
<b>Total</b>	-	-	<b>4,732</b>	<b>379</b>

**Specification over group undertakings consolidated into/deducted from the Nordea Bank Finland Group**

31 Dec 2012	Number of shares	Carrying amount EURm	Voting power of holding, %	Domicile	Consolidation method
<i>Group undertakings included in the NBF Group</i>					
Nordea Finance Finland Ltd	1,000,000	306	100	Espoo	purchase method
SIA Promano Lat	21,084	30	100	Riga	purchase method
Promano Est OÜ	1	10	100	Tallinn	purchase method
Promano Lit UAB	34,528	10	100	Vilnius	purchase method
SIA Realm	7,030	10	100	Riga	purchase method
SIA Lidosta	2	1	100	Riga	purchase method
UAB Recurso	8,000	2	100	Vilnius	purchase method
Other companies		4			purchase method
<b>Total included in the capital base</b>		<b>373</b>			
<i>Over 10% investments in credit institutions deducted from the capital base</i>					
NF Fleet Oy		2	20	Espoo	equity method
<b>Total investments in credit institutions deducted from the capital base</b>		<b>2</b>			

More capital adequacy information for the Group can be found in the section "Risk, liquidity and capital management" in the Directors' Report.

#### Note 40 Classification of financial instruments

Group	Financial assets at fair value through profit or loss							Non-financial assets	Total
	Loans and receivables	Held to maturity	Held for trading	Designated at fair value through profit or loss	Derivatives used for hedging	Available for sale			
31 Dec 2012, EURm									
<b>Assets</b>									
Cash and balances with central banks	30,004	-	-	-	-	-	-	-	30,004
Loans to central banks	285	-	524	-	-	-	-	-	809
Loans to credit institutions	29,184	-	6,834	-	-	-	-	-	36,018
Loans to the public	74,049	-	26,716	-	-	-	-	-	100,765
Interest-bearing securities	-	2,373	18,244	-	-	15,652	-	-	36,269
Financial instruments pledged as collateral	-	-	8,078	-	-	-	-	-	8,078
Shares	-	-	818	20	-	-	-	-	838
Derivatives	-	-	116,371	-	842	-	-	-	117,213
Fair value changes of the hedged items in portfolio hedge of interest rate risk	124	-	-	-	-	-	-	-	124
Investments in associated undertakings	-	-	-	-	-	-	-	79	79
Intangible assets	-	-	-	-	-	-	-	108	108
Property and equipment	-	-	-	-	-	-	-	96	96
Investment property	-	-	-	-	-	-	-	104	104
Deferred tax assets	-	-	-	-	-	-	-	16	16
Current tax assets	-	-	-	-	-	-	-	1	1
Retirement benefit assets	-	-	-	-	-	-	-	136	136
Other assets	1,745	-	-	8,370	-	-	-	205	10,320
Prepaid expenses and accrued income	353	-	-	-	-	-	-	616	969
<b>Total</b>	<b>135,744</b>	<b>2,373</b>	<b>177,585</b>	<b>8,390</b>	<b>842</b>	<b>15,652</b>	<b>1,361</b>	<b>341,947</b>	

Group	Financial liabilities at fair value through profit or loss						Non-financial liabilities	Total
	Held for trading	Designated at fair value through profit or loss	Derivatives used for hedging	Other financial liabilities				
31 Dec 2012, EURm								
<b>Liabilities</b>								
Deposits by credit institutions	17,625	-	0	57,041	-	-	-	74,666
Deposits and borrowings from the public	16,892	-	0	53,320	-	-	-	70,212
Debt securities in issue	8,251	-	0	40,748	-	-	-	48,999
Derivatives	115,437	-	399	-	-	-	-	115,836
Fair value changes of the hedged items in portfolio hedge of interest rate risk	-	-	-	637	-	-	-	637
Current tax liabilities	-	-	-	-	-	4	-	4
Other liabilities	5,151	5,802	-	9,645	92	-	-	20,690
Accrued expenses and prepaid income	-	-	-	422	524	-	-	946
Deferred tax liabilities	-	-	-	-	58	-	-	58
Provisions	-	-	-	-	83	-	-	83
Retirement benefit obligations	-	-	-	-	23	-	-	23
Subordinated liabilities	-	-	-	514	-	-	-	514
<b>Total</b>	<b>163,356</b>	<b>5,802</b>	<b>399</b>	<b>162,327</b>	<b>784</b>	<b>332,668</b>		

**Note 40** Classification of financial instruments, cont.

Group	Financial assets at fair value through profit or loss							Non-financial assets	Total
	Loans and receivables	Held to maturity	Held for trading	Designated at fair value through profit or loss	Derivatives used for hedging	Available for sale			
31 Dec 2011, EURm									
<b>Assets</b>									
Cash and balances with central banks	286	-	-	-	-	-	-	-	286
Loans to central banks	30,725	-	551	-	-	-	-	-	31,276
Loans to credit institutions	41,974	-	6,100	-	-	-	-	-	48,074
Loans to the public	73,891	-	25,440	-	-	-	-	-	99,331
Interest-bearing securities	-	2,793	17,137	-	-	10,936	-	-	30,866
Financial instruments pledged as collateral	-	-	8,346	-	-	-	-	-	8,346
Shares	-	-	1,290	22	-	-	-	-	1,312
Derivatives	-	-	169,852	-	376	-	-	-	170,228
Fair value changes of the hedged items in portfolio hedge of interest rate risk	138	-	-	-	-	-	-	-	138
Investments in associated undertakings	-	-	-	-	-	-	-	79	79
Intangible assets	-	-	-	-	-	-	-	106	106
Property and equipment	-	-	-	-	-	-	-	124	124
Investment property	-	-	-	-	-	-	-	71	71
Deferred tax assets	-	-	-	-	-	-	-	16	16
Current tax assets	-	-	-	-	-	-	-	132	132
Retirement benefit assets	-	-	-	-	-	-	-	120	120
Other assets	1,408	-	-	6,656	-	-	-	14	8,078
Prepaid expenses and accrued income	462	-	-	10	-	-	-	232	704
<b>Total</b>	<b>148,884</b>	<b>2,793</b>	<b>228,716</b>	<b>6,688</b>	<b>376</b>	<b>10,936</b>	<b>894</b>	<b>399,287</b>	

Group	Financial liabilities at fair value through profit or loss					Other financial liabilities	Non-financial liabilities	Total
	Held for trading	Designated at fair value through profit or loss	Derivatives used for hedging					
31 Dec 2011, EURm								
<b>Liabilities</b>								
Deposits by credit institutions		14,861	9,334	-	51,812	-	-	76,007
Deposits and borrowings from the public		14,584	-	-	53,676	-	-	68,260
Debt securities in issue		6,271	-	-	42,882	-	-	49,153
Derivatives		168,112	-	324	-	-	-	168,436
Fair value changes of the hedged items in portfolio hedge of interest rate risk		-	-	-	195	-	-	195
Current tax liabilities		-	-	-	-	0	-	0
Other liabilities		10,732	4,374	-	9,013	9	-	24,128
Accrued expenses and prepaid income		-	64	-	353	393	-	810
Deferred tax liabilities		-	-	-	-	53	-	53
Provisions		-	-	-	-	97	-	97
Retirement benefit obligations		-	-	-	-	25	-	25
Subordinated liabilities		-	-	-	503	-	-	503
<b>Total</b>		<b>214,560</b>	<b>13,772</b>	<b>324</b>	<b>158,434</b>	<b>577</b>	<b>387,667</b>	

**Note 40** Classification of financial instruments, cont.

Parent company	Financial assets at fair value through profit or loss							Non-financial assets	Total
	Loans and receivables	Held to maturity	Held for trading	Designated at fair value through profit or loss	Derivatives used for hedging	Available for sale			
31 Dec 2012, EURm									
<b>Assets</b>									
Cash and balances with central banks	30,004	-	-	-	-	-	-	-	30,004
Loans to central banks	285	-	524	-	-	-	-	-	809
Loans to credit institutions	34,629	-	6,834	-	-	-	-	-	41,463
Loans to the public	67,597	-	26,716	-	-	-	-	-	94,313
Interest-bearing securities	-	2,373	18,244	-	-	-	15,652	-	36,269
Financial instruments pledged as collateral	-	-	8,078	-	-	-	-	-	8,078
Shares	-	-	818	17	-	-	-	-	835
Derivatives	-	-	116,371	-	842	-	-	-	117,213
Fair value changes of the hedged items in portfolio hedge of interest rate risk	124	-	-	-	-	-	-	-	124
Investments in group undertakings	-	-	-	-	-	-	-	373	373
Investments in associated undertakings	-	-	-	-	-	-	-	34	34
Intangible assets	-	-	-	-	-	-	-	106	106
Property and equipment	-	-	-	-	-	-	-	59	59
Investment property	-	-	-	-	-	-	-	10	10
Deferred tax assets	-	-	-	-	-	-	-	13	13
Current tax assets	-	-	-	-	-	-	-	-	-
Retirement benefit assets	-	-	-	-	-	-	-	130	130
Other assets	1,715	-	-	8,370	-	-	-	193	10,278
Prepaid expenses and accrued income	342	-	-	-	-	-	-	435	777
<b>Total</b>	<b>134,696</b>	<b>2,373</b>	<b>177,585</b>	<b>8,387</b>	<b>842</b>	<b>15,652</b>	<b>1,353</b>	<b>340,888</b>	

Parent company	Financial liabilities at fair value through profit or loss							Non-financial liabilities	Total
	Held for trading	Designated at fair value through profit or loss	Derivatives used for hedging	Other financial liabilities					
31 Dec 2012, EURm									
<b>Liabilities</b>									
Deposits by credit institutions		17,625	-	-	-	56,928	-	-	74,553
Deposits and borrowings from the public		16,892	-	-	-	53,332	-	-	70,224
Debt securities in issue		8,251	-	-	-	40,748	-	-	48,999
Derivatives		115,437	-	399	-	-	-	-	115,836
Fair value changes of the hedged items in portfolio hedge of interest rate risk		-	-	-	-	637	-	-	637
Current tax liabilities		-	-	-	-	-	4	-	4
Other liabilities		5,151	5,802	-	-	9,500	22	-	20,475
Accrued expenses and prepaid income		-	-	-	-	417	327	-	744
Deferred tax liabilities		-	-	-	-	-	-	-	-
Provisions		-	-	-	-	-	79	-	79
Retirement benefit obligations		-	-	-	-	-	23	-	23
Subordinated liabilities		-	-	-	-	514	-	-	514
<b>Total</b>		<b>163,356</b>	<b>5,802</b>	<b>399</b>	<b>162,076</b>	<b>455</b>	<b>332,088</b>		

**Note 40** Classification of financial instruments, cont.

Parent company	Financial assets at fair value through profit or loss							Non-financial assets	Total
	Loans and receivables	Held to maturity	Held for trading	Designated at fair value through profit or loss	Derivatives used for hedging	Available for sale			
31 Dec 2011, EURm									
<b>Assets</b>									
Cash and balances with central banks	286	-	-	-	-	-	-	-	286
Loans to central banks	30,725	-	551	-	-	-	-	-	31,276
Loans to credit institutions	47,321	-	6,100	-	-	-	-	-	53,421
Loans to the public	67,658	-	25,439	-	-	-	-	-	93,097
Interest-bearing securities	-	2,793	17,137	-	-	-	10,936	-	30,866
Financial instruments pledged as collateral	-	-	8,346	-	-	-	-	-	8,346
Shares	-	-	1,289	20	-	-	-	-	1,309
Derivatives	-	-	169,852	-	376	-	-	-	170,228
Fair value changes of the hedged items in portfolio hedge of interest rate risk	138	-	-	-	-	-	-	-	138
Investments in group undertakings	-	-	-	-	-	-	-	370	370
Investments in associated undertakings	-	-	-	-	-	-	-	34	34
Intangible assets	-	-	-	-	-	-	-	103	103
Property and equipment	-	-	-	-	-	-	-	69	69
Investment property	-	-	-	-	-	-	-	10	10
Deferred tax assets	-	-	-	-	-	-	-	12	12
Current tax assets	-	-	-	-	-	-	-	131	131
Retirement benefit assets	-	-	-	-	-	-	-	113	113
Other assets	1,388	-	-	6,656	-	-	-	12	8,056
Prepaid expenses and accrued income	458	-	-	10	-	-	-	56	524
<b>Total</b>	<b>147,974</b>	<b>2,793</b>	<b>228,714</b>	<b>6,686</b>	<b>376</b>	<b>10,936</b>	<b>910</b>	<b>398,389</b>	

Parent company	Financial liabilities at fair value through profit or loss						Non-financial liabilities	Total
	Held for trading	Designated at fair value through profit or loss	Derivatives used for hedging	Other financial liabilities				
31 Dec 2011, EURm								
<b>Liabilities</b>								
Deposits by credit institutions	14,861	9,334	-	51,724	-	-	75,919	
Deposits and borrowings from the public	14,584	-	-	53,681	-	-	68,265	
Debt securities in issue	6,271	-	-	42,882	-	-	49,153	
Derivatives	168,112	-	324	-	-	-	168,436	
Fair value changes of the hedged items in portfolio hedge of interest rate risk	-	-	-	195	-	-	195	
Current tax liabilities	-	-	-	-	-	0	0	
Other liabilities	10,732	4,374	-	8,876	8	23,990		
Accrued expenses and prepaid income	-	64	-	349	202	615		
Deferred tax liabilities	-	-	-	-	-	-		
Provisions	-	-	-	-	94	94		
Retirement benefit obligations	-	-	-	-	25	25		
Subordinated liabilities	-	-	-	503	-	503		
<b>Total</b>	<b>214,560</b>	<b>13,772</b>	<b>324</b>	<b>158,210</b>	<b>329</b>	<b>387,195</b>		



**Note 40 Classification of financial instruments, cont.****Changes in fair values attributable to changes in credit risk**

The financial liabilities designated at fair value through profit or loss exposed to changes in credit risk of the comparison year are related to the funding of the Markets operation. The funding of Markets is generally of such a short term nature that the effect of changes in own credit risk is not significant.

**Comparison of carrying amount and contractual amount to be paid at maturity**

31 Dec 2012, EURm	Group		Parent company	
	Carrying amount	Amount to be paid at maturity	Carrying amount	Amount to be paid at maturity
Financial liabilities at fair value through profit or loss	-	-	-	-

31 Dec 2011, EURm	Group		Parent company	
	Carrying amount	Amount to be paid at maturity	Carrying amount	Amount to be paid at maturity
Financial liabilities at fair value through profit or loss	9,334	9,334	9,334	9,334

**Note 41 Assets and liabilities at fair value**

Group EURm	31 Dec 2012		31 Dec 2011	
	Carrying amount	Fair value	Carrying amount	Fair value
<b>Assets</b>				
Cash and balances with central banks	30,004	30,004	286	286
Loans to central banks	809	809	31,276	31,276
Loans to credit institutions	36,018	36,149	48,074	48,068
Loans to the public	100,765	100,858	99,331	99,446
Interest-bearing securities	36,269	36,274	30,866	30,870
Financial instruments pledged as collateral	8,078	8,078	8,346	8,346
Shares	838	838	1,312	1,312
Derivatives	117,213	117,213	170,228	170,228
Fair value changes of the hedged items in portfolio hedge of interest rate risk	124	124	138	138
Investments in associated undertakings	79	79	79	79
Intangible assets	108	108	106	106
Property and equipment	96	96	124	124
Investment property	104	104	71	71
Deferred tax assets	16	16	16	16
Current tax assets	1	1	132	132
Retirement benefit assets	136	136	120	120
Other assets	10,320	10,320	8,078	8,079
Prepaid expenses and accrued income	969	969	704	704
<b>Total assets</b>	<b>341,947</b>	<b>342,176</b>	<b>399,287</b>	<b>399,401</b>
<b>Liabilities</b>				
Deposits by credit institutions	74,666	74,317	76,007	75,987
Deposits and borrowings from the public	70,212	70,172	68,260	68,191
Debt securities in issue	48,999	48,726	49,153	48,952
Derivatives	115,836	115,836	168,436	168,436
Fair value changes of the hedged items in portfolio hedge of interest rate risk	637	637	195	195
Current tax liabilities	4	4	0	0
Other liabilities	20,690	20,690	24,128	24,128
Accrued expenses and prepaid income	946	946	810	810
Deferred tax liabilities	58	58	53	53
Provisions	83	83	97	97
Retirement benefit obligation	23	23	25	25
Subordinated liabilities	514	514	503	503
<b>Total liabilities</b>	<b>332,668</b>	<b>332,006</b>	<b>387,667</b>	<b>387,377</b>

**Note 41 Assets and liabilities at fair value, cont.****Parent company**

EURm	31 Dec 2012		31 Dec 2011	
	Carrying amount	Fair value	Carrying amount	Fair value
<b>Assets</b>				
Cash and balances with central banks	30,004	30,004	286	286
Loans to central banks	809	809	31,276	31,276
Loans to credit institutions	41,463	41,594	53,421	53,415
Loans to the public	94,313	94,401	93,097	93,205
Interest-bearing securities	36,269	36,274	30,866	30,870
Financial instruments pledged as collateral	8,078	8,078	8,346	8,346
Shares	835	835	1,309	1,309
Derivatives	117,213	117,213	170,228	170,228
Fair value changes of the hedged items in portfolio hedge of interest rate risk	124	124	138	138
Investments in group undertakings	373	373	370	370
Investments in associated undertakings	34	34	34	34
Intangible assets	106	106	103	103
Property and equipment	59	59	69	69
Investment property	10	10	10	10
Deferred tax assets	13	13	12	12
Current tax assets	-	-	131	131
Retirement benefit assets	130	130	113	113
Other assets	10,278	10,278	8,056	8,056
Prepaid expenses and accrued income	777	777	524	524
<b>Total assets</b>	<b>340,888</b>	<b>341,112</b>	<b>398,389</b>	<b>398,495</b>
<b>Liabilities</b>				
Deposits by credit institutions	74,553	74,204	75,919	75,899
Deposits and borrowings from the public	70,224	70,184	68,265	68,197
Debt securities in issue	48,999	48,726	49,153	48,952
Derivatives	115,836	115,836	168,436	168,436
Fair value changes of the hedged items in portfolio hedge of interest rate risk	637	637	195	195
Current tax liabilities	4	4	-	-
Other liabilities	20,475	20,475	23,990	23,990
Accrued expenses and prepaid income	744	744	615	615
Provisions	79	79	94	94
Retirement benefit obligations	23	23	25	25
Subordinated liabilities	514	514	503	503
<b>Total liabilities</b>	<b>332,088</b>	<b>331,426</b>	<b>387,195</b>	<b>386,906</b>

#### Note 41 Assets and liabilities at fair value, cont.

##### Estimation of fair value for assets and liabilities

Financial assets and financial liabilities in the balance sheet are generally measured at fair value, with the exception of loans, deposits and borrowings and issued securities.

The carrying amounts on loans, deposits and borrowings and issued securities are adjusted for the value of the fixed interest term, unless the interest rate is hedged, in order to estimate the fair values that are presented in the tables on previous pages. The value of the fixed interest term is a result of changes in the relevant market interest rates. The discount rates used are based on current market rates for each term. The fair value of the hedged interest rate risk is included in the balance sheet item "Fair value changes of the hedged items in portfolio hedge of interest rate risk".

Fair value is estimated to be equal to the carrying amount for short-term financial assets and financial liabilities. The carrying amount is a reasonable approximation of fair value due to limited credit risk and short time to maturity.

Fair value is set to carrying amount, in the tables on previous pages, for assets and liabilities for which no reliable fair value has been possible to estimate. This is valid for the line items investments in associated undertakings, investments in group undertakings, intangible assets, property and equipment and provisions.

Nordea holds very limited amounts of equity instruments measured at cost. Fair value is set to carrying amount for these instruments as the fair value cannot be measured reliably.

For further information about valuation of items normally measured at fair value, see Note 1.

##### Deferred Day 1 profit or loss

In accordance with the Group's accounting policy as described in Note 1, if there are significant unobservable inputs used in the valuation technique, the financial instrument is recognised at the transaction price and any trade date profit is deferred. The table below shows the aggregate difference yet to be recognised in the income statement at the beginning and end of the period and a reconciliation of changes in the balance of this difference (movement of deferred Day 1 profit or loss).

	Group		Parent company	
	31 Dec 2012	31 Dec 2011	31 Dec 2012	31 Dec 2011
EURm				
Amount at beginning of year	-47	-42	-47	-42
Deferred profit/loss on new transactions	-8	-20	-8	-20
Recognised in the income statement during the year	12	15	12	15
<b>Amount at end of year</b>	<b>-43</b>	<b>-47</b>	<b>-43</b>	<b>-47</b>

##### Determination of fair value from quoted market prices or valuation techniques

Fair value measurements are categorised using a fair value hierarchy.

The financial instruments carried at fair value have been categorised under the three levels of the IFRS fair value hierarchy that reflects the significance of inputs. The categorisation of these instruments is based on the lowest level input that is significant to the fair value measurement in its entirety. To categorise the instruments into the three levels, the relevant pricing models for each product are considered in combination with used input market data, the significance of derived input data, the complexity of the model and the accessible pricing data to verify model input. Although the complexity of the model is considered, a high complexity does not by default require that products are categorised into level 3.

It is the use of model parameters and the extent of unobservability that defines the fair value hierarchy levels. For bonds the categorisation into the three levels is based on the internal pricing methodology. The bonds can either be directly quoted in active markets (level 1) or measured using a methodology giving a quote based on observable inputs (level 2). Level 3 bonds are characterised by illiquidity.

Valuations of Private Equity Funds (PEF) and unlisted equities will in nature be more uncertain than valuations of more actively traded equity instruments. Emphasis is put on using a consistent approach across all assets and over time. The methods are consistent with the guideline "International Private Equity and Venture Capital Valuation Guidelines" issued by EVCA (European Venture Capital Association). The EVCA guidelines are considered as best practice in the PEF industry. For US based funds, similar methods are applied.

Level 1 consist of financial assets and financial liabilities valued using unadjusted quoted prices in active markets for identical assets or liabilities. An active market for the asset or liability is a market in which transactions for the asset or liability occur with sufficient frequency and volume to provide pricing information on an ongoing basis. This category includes listed derivatives, listed equities, government bonds in developed countries, and most liquid mortgage bonds and corporate bonds where direct tradable price quotes exist.

Level 2 consists of financial assets and financial liabilities which do not have directly quoted market prices available from an active market. The fair values are estimated using a valuation technique or valuation model based on market prices or rates prevailing at the balance sheet date and any unobservable inputs are insignificant in the fair value. This is the case for the majority of NBF's OTC derivatives, securities purchased/sold under resale/repurchase agreements, securities borrowed/loaned and other instruments where an active market supplies the input to the valuation technique or model.

Level 3 consists of those types of financial instruments for which fair values cannot be obtained directly from quoted market prices or indirectly using valuation techniques or models supported by observable market prices or rates. This is generally the case for investments in unlisted securities, private equity funds, hedge funds and both more complex or less active markets supplying input to the technique or model for OTC derivatives, certain complex or structured financial instruments such as CLNs and CDOs, and illiquid bonds.

**Note 41 Assets and liabilities at fair value, cont.**

The following table presents the valuation methods used to determine fair values of financial instruments carried at fair value.

**Group**

31 Dec 2012, EURm	Quoted prices in active markets for same instrument (Level 1)	Valuation technique using observable data (Level 2)	Valuation technique using non-observable data (Level 3)	Total
<b>Assets</b>				
Loans to central banks	-	524	-	524
Loans to credit institutions	-	6,834	-	6,834
Loans to the public	-	26,716	-	26,716
Debt securities	14,968	18,651	277	33,896
Financial instruments pledged as collateral	7,242	836	0	8,078
Shares	311	-	527	838
Derivatives	42	115,241	1,930	117,213
Other assets	-	8,370	-	8,370
Prepaid expenses and accrued income	-	-	-	-
<b>Liabilities</b>				
Deposits by credit institutions	-	17,625	-	17,625
Deposits and borrowings from the public	-	16,892	-	16,892
Debt securities in issue	-	8,251	-	8,251
Derivatives	36	114,139	1,661	115,836
Other liabilities	4,759	6,194	-	10,953
Accrued expenses and prepaid income	-	-	-	-
<b>31 Dec 2011, EURm</b>				
<b>Assets</b>				
Loans to central banks	-	551	-	551
Loans to credit institutions	-	6,100	-	6,100
Loans to the public	-	25,440	-	25,440
Debt securities	20,288	7,577	208	28,073
Financial instruments pledged as collateral	7,858	487	1	8,346
Shares	662	0	650	1,312
Derivatives	75	169,087	1,066	170,228
Other assets	-	6,656	-	6,656
Prepaid expenses and accrued income	-	10	-	10
<b>Liabilities</b>				
Deposits by credit institutions	-	24,195	-	24,195
Deposits and borrowings from the public	-	14,584	-	14,584
Debt securities in issue	-	6,271	-	6,271
Derivatives	64	167,103	1,269	168,436
Other liabilities	8,213	6,893	-	15,106
Accrued expenses and prepaid income	-	64	-	64

**Note 41 Assets and liabilities at fair value, cont.****Parent company**

31 Dec 2012, EURm	Quoted prices in active markets for same instrument (Level 1)	Valuation technique using observable data (Level 2)	Valuation technique using non-observable data (Level 3)	Total
<b>Assets</b>				
Loans to central banks	-	524	-	524
Loans to credit institutions	-	6,834	-	6,834
Loans to the public	-	26,716	-	26,716
Debt securities	14,968	18,651	277	33,896
Financial instruments pledged as collateral	7,242	836	0	8,078
Shares	308	-	527	835
Derivatives	42	115,241	1,930	117,213
Other assets	-	8,370	-	8,370
Prepaid expenses and accrued income	-	-	-	-
<b>Liabilities</b>				
Deposits by credit institutions	-	17,625	-	17,625
Deposits and borrowings from the public	-	16,892	-	16,892
Debt securities in issue	-	8,251	-	8,251
Derivatives	36	114,139	1,661	115,836
Other liabilities	4,759	6,194	-	10,953
Accrued expenses and prepaid income	-	-	-	-

31 Dec 2011, EURm	Quoted prices in active markets for same instrument (Level 1)	Valuation technique using observable data (Level 2)	Valuation technique using non-observable data (Level 3)	Total
<b>Assets</b>				
Loans to central banks	-	551	-	551
Loans to credit institutions	-	6,100	-	6,100
Loans to the public	-	25,439	-	25,439
Debt securities	20,288	7,577	208	28,073
Financial instruments pledged as collateral	7,858	487	1	8,346
Shares	659	-	650	1,309
Derivatives	75	169,087	1,066	170,228
Other assets	-	6,656	-	6,656
Prepaid expenses and accrued income	-	10	-	10
<b>Liabilities</b>				
Deposits by credit institutions	-	24,195	-	24,195
Deposits and borrowings from the public	-	14,584	-	14,584
Debt securities in issue	-	6,271	-	6,271
Derivatives	64	167,103	1,269	168,436
Other liabilities	8,213	6,893	-	15,106
Accrued expenses and prepaid income	-	64	-	64

**Note 41 Assets and liabilities at fair value, cont.****Transfers between level 1 and 2**

During the year, Nordea Bank Finland transferred debt securities of EUR 2,982m (1,158m) from level 1 to level 2 and EUR 997m (0) from level 2 to level 1 of the fair value hierarchy for financial assets and liabilities which are recorded at fair value. The reason for the transfers from level 1 to level 2 was that the instruments ceased to be actively traded during the year and fair values have now been obtained using valuation techniques with observable market inputs. The reason for the transfer from level 2 to level 1 was that the instruments have again been actively traded during the year and reliable quoted prices are obtained in the market.

**Movements in level 3**

The following table shows a reconciliation of the opening and closing carrying amount of level 3 financial assets and liabilities recognised at fair value.

**Group**

31 Dec 2012, EURm	1 Jan 2012	Fair value gains/losses recognised in the income statement during the year		Purchases	Sales
		Realised	Unrealised <sup>1</sup>		
<b>Assets</b>					
Debt securities	208	-6	14	91	-36
Shares	650	-27	3	145	-292
Derivatives (net assets and liabilities)	-203	-263	472	-	-

31 Dec 2012, EURm	Settlements	Transfers into level 3	Transfers out from level 3	Translation differences	31 Dec 2012
<b>Assets</b>					
Debt securities	6	-	-	0	277
Shares	0	-	-	46	527
Derivatives (net assets and liabilities)	263	-	-	0	269

<sup>1</sup> Relates to those assets and liabilities held at the end of the reporting period.

31 Dec 2011, EURm	1 Jan 2011	Fair value gains/losses recognised in the income statement during the year		Purchases	Sales
		Realised	Unrealised <sup>1</sup>		
<b>Assets</b>					
Debt securities	-	0	11	307	-110
Shares	923	16	-38	248	-301
Derivatives (net assets and liabilities)	15	494	-200	-	-4

31 Dec 2011, EURm	Settlements	Transfers into level 3	Transfers out from level 3	Translation differences	31 Dec 2011
<b>Assets</b>					
Debt securities	0	0	-	-	208
Shares	-	-	-	-198	650
Derivatives (net assets and liabilities)	-494	-15	-	1	-203

<sup>1</sup> Relates to those assets and liabilities held at the end of the reporting period.

Fair value gains/losses recognised in the income statement during the year are included in "Net result from items at fair value" (see Note 5).

**Note 41 Assets and liabilities at fair value, cont.**

**Parent company**

31 Dec 2012, EURm	1 Jan 2012	Fair value gains/losses recognised in the income statement during the year		Purchases	Sales
		Realised	Unrealised <sup>1</sup>		
<b>Assets</b>					
Debt securities	208	-6	14	91	-36
Shares	650	-27	3	145	-292
Derivatives (net assets and liabilities)	-203	-264	472	-	-

31 Dec 2012, EURm	Settlements	Transfers into level 3	Transfers out from level 3	Translation differences	31 Dec 2012
<b>Assets</b>					
Debt securities	6	-	-	-	277
Shares	-	-	-	46	527
Derivatives (net assets and liabilities)	264	-	-	-	269

<sup>1</sup> Relates to those assets and liabilities held at the end of the reporting period.

31 Dec 2011, EURm	1 Jan 2011	Fair value gains/losses recognised in the income statement during the year		Purchases	Sales
		Realised	Unrealised <sup>1</sup>		
<b>Assets</b>					
Debt securities	-	0	11	307	-110
Shares	923	16	-38	248	-301
Derivatives (net assets and liabilities)	11	494	-200	-	-

31 Dec 2011, EURm	Settlements	Transfers into level 3	Transfers out from level 3	Translation differences	31 Dec 2011
<b>Assets</b>					
Debt securities	0	0	-	-	208
Shares	-	-	-	-198	650
Derivatives (net assets and liabilities)	-494	-15	-	1	-203

<sup>1</sup> Relates to those assets and liabilities held at the end of the reporting period.

**Note 41 Assets and liabilities at fair value, cont.****Sensitivity of level 3 financial instruments measured at fair value to changes in key assumptions**

Included in the fair value of financial instruments carried at fair value on the balance sheet are those estimated in full or in part using valuation techniques based on assumptions that are not supported by market observable prices or rates. There may be uncertainty about a valuation, resulting from the choice of valuation technique or model used, the assumptions embedded in those models, the extent to which inputs are not market observable, or as a result of other elements affecting the valuation technique. Portfolio adjustments are applied to reflect such uncertainties and are deducted from the fair values produced by the models or other valuation techniques (for further information see Note 1 section 10 "Determination of fair value of financial instruments").

This disclosure shows the potential impact of the relative uncertainty in the fair value of financial instruments for which the valuation is dependent on unobservable input parameters. The estimates disclosed below are likely to be greater than the true uncertainty in the fair value of these instruments, as it is unlikely in practice that all unobservable parameters would be simultaneously at the extremes of their ranges of reasonably possible alternatives. The disclosure is neither predictive nor indicative of future movements in fair value.

The following table shows the sensitivity of the fair value of level 3 instruments to changes in key assumptions, by class of instruments. Where the exposure to an unobservable parameter is offset across different instruments then only the net impact is disclosed in the table.

31 Dec 2012, EURm	Group			Parent company		
	Carrying amount	Effect of reasonably possible alternative assumption		Carrying amount	Effect of reasonably possible alternative assumption	
Favourable		Unfavourable	Favourable		Unfavourable	
<b>Assets</b>						
Debt securities	277	23	-23	277	23	-23
Shares	527	39	-39	527	39	-39
Derivatives (net assets and liabilities)	269	20	-24	269	20	-24

31 Dec 2011, EURm	Group			Parent company		
	Carrying amount	Effect of reasonably possible alternative assumption		Carrying amount	Effect of reasonably possible alternative assumption	
Favourable		Unfavourable	Favourable		Unfavourable	
<b>Assets</b>						
Debt securities	208	21	-21	208	21	-21
Shares	650	36	-36	650	36	-36
Derivatives (net assets and liabilities)	-203	27	-43	-203	27	-43

In order to calculate the effect on level 3, fair values from altering the assumptions of the valuation technique or model, the sensitivity to unobservable input data is assessed. For the derivatives portfolio, key inputs that are based on pricing model assumptions or unobservability of market data inputs are replaced with alternative estimates or assumptions, and their impact on valuation is computed. The majority of the effect on the derivatives is related to various types of correlations or correlation related inputs in credit derivatives, interest rate OTC derivatives or OTC structured equity derivatives. For the level 3 portfolios of shares and debt securities the fair value was increased and decreased within a range of 3-10 percentage units, which are assessed to be reasonable changes in market movements.



## Note 42 Transferred assets and obtained collaterals

### Transferred assets that are not derecognised in their entirety and associated liabilities

All assets transferred continue to be recognised on the balance sheet if Nordea is still exposed to changes in the fair value of the assets. This is the case for repurchase agreements and securities lending transactions.

Repurchase agreements are a form of collateralised borrowing where Nordea sells securities with an agreement to repurchase them at a later date at a fixed price. The cash received is recognised as a deposit (liability). Securities delivered under repurchase agreements are not derecognised from the balance sheet.

Securities lending transactions are transactions where Nordea lends securities it holds to a counterpart and receives a fee.

As both repurchase agreements and securities lending transactions result in the securities being returned to Nordea, all risks and rewards of the instruments transferred are retained by Nordea, although they are not available for Nordea during the period during which they are transferred. The counterpart in the transactions holds the securities as collateral, but has no recourse to other assets in Nordea.

The securities still reported in the balance sheet and the corresponding liabilities are measured at fair value.

EURm	Group		Parent company	
	31 Dec 2012	31 Dec 2011	31 Dec 2012	31 Dec 2011
<b>Repurchase agreements</b>				
Interest-bearing securities	8,078	8,346	8,078	8,346
<b>Securities lending agreements</b>	-	-	-	-
<b>Securitisations</b>	-	-	-	-
<b>Total</b>	<b>8,078</b>	<b>8,346</b>	<b>8,078</b>	<b>8,346</b>

### Liabilities associated with the assets

EURm	Group		Parent company	
	31 Dec 2012	31 Dec 2011	31 Dec 2012	31 Dec 2011
<b>Repurchase agreements</b>				
Deposits by credit institutions	2,975	5,064	2,975	5,064
Deposits and borrowings from the public	5,103	3,282	5,103	3,282
<b>Securities lending agreements</b>	-	-	-	-
<b>Securitisations</b>	-	-	-	-
<b>Total</b>	<b>8,078</b>	<b>8,346</b>	<b>8,078</b>	<b>8,346</b>
<b>Net</b>	<b>0</b>	<b>0</b>	<b>0</b>	<b>0</b>

### Obtained collaterals which are permitted to be sold or repledged

NBF obtains collaterals under reverse repurchase and securities borrowing agreements which, under the terms of the agreements, can be sold or repledged. The transactions are conducted under standard agreements employed by financial markets participants. Generally, the agreements require additional collateral to be provided if the value of the securities falls below a predetermined level. Under standard terms for most repurchase transactions, the recipient of collateral has an unrestricted right to sell or repledge it, subject to returning equivalent securities on settlement of the transactions. The fair value of the securities obtained as collateral under reverse repurchase and securities borrowing agreements is disclosed below.

EURm	Group		Parent company	
	31 Dec 2012	31 Dec 2011	31 Dec 2012	31 Dec 2011
<b>Reverse repurchase agreements</b>				
Received collaterals which can be repledged or sold	33,447	31,324	33,447	31,324
- of which repledged or sold	14,855	9,661	14,855	9,661
<b>Securities borrowing agreements</b>				
Received collaterals which can be repledged or sold	-	-	-	-
- of which repledged or sold	-	-	-	-
<b>Total</b>	<b>33,447</b>	<b>31,324</b>	<b>33,447</b>	<b>31,324</b>

### Note 43 Maturity analysis for assets and liabilities

#### Group

##### Remaining maturity

31 Dec 2012, EURm	Note	Payable on demand	Maximum 3 months	3-12 months	1-5 years	More than 5 years	Without fixed maturity	Total
Cash and balances with central banks		30,004	-	-	-	-	-	<b>30,004</b>
Loans to central banks		283	526	-	-	-	-	<b>809</b>
Loans to credit institutions	13	2,572	14,508	2,700	15,660	578	-	<b>36,018</b>
Loans to the public	13	484	34,006	10,937	25,328	30,010	-	<b>100,765</b>
Interest bearing securities	14	-	8,943	4,051	19,990	3,285	-	<b>36,269</b>
Financial instruments pledged as collateral	15	-	776	3,109	3,605	588	-	<b>8,078</b>
Derivatives	17	-	5,388	5,287	32,070	74,468	-	<b>117,213</b>
Fair value changes of the hedged items in portfolio hedge of interest rate risk	18	-	0	-1	49	76	-	<b>124</b>
<b>Total assets with fixed maturities</b>		<b>33,343</b>	<b>64,147</b>	<b>26,083</b>	<b>96,702</b>	<b>109,005</b>	-	<b>329,280</b>
Other assets	25	-	-	-	-	-	12,667	<b>12,667</b>
<b>Total assets</b>		<b>33,343</b>	<b>64,147</b>	<b>26,083</b>	<b>96,702</b>	<b>109,005</b>	<b>12,667</b>	<b>341,947</b>
Deposits by credit institutions	27	9,954	50,473	7,746	4,420	2,073	-	<b>74,666</b>
Deposits and borrowings from the public	28	53,285	15,304	1,623	0	0	-	<b>70,212</b>
- of which deposits		53,285	-	-	0	-	-	53,285
- of which borrowings		-	15,304	1,623	0	0	-	16,927
Debt securities in issue	29	-	17,635	11,010	16,449	3,905	-	<b>48,999</b>
- of which debt securities in issue		-	17,635	11,010	16,449	3,905	-	48,999
- of which other		-	-	-	-	-	-	-
Derivatives	17	-	6,166	5,644	34,255	69,771	-	<b>115,836</b>
Fair value changes of the hedged items in portfolio hedge of interest rate risk	18	-	-1	-8	274	372	-	<b>637</b>
Subordinated liabilities	34	-	-	-	392	122	-	<b>514</b>
<b>Total liabilities with fixed maturities</b>		<b>63,239</b>	<b>89,577</b>	<b>26,015</b>	<b>55,790</b>	<b>76,243</b>	-	<b>310,864</b>
Other liabilities	30	-	-	-	-	-	21,804	<b>21,804</b>
Equity		-	-	-	-	-	9,279	<b>9,279</b>
<b>Total liabilities and equity</b>		<b>63,239</b>	<b>89,577</b>	<b>26,015</b>	<b>55,790</b>	<b>76,243</b>	<b>31,083</b>	<b>341,947</b>

#### Group

##### Remaining maturity

31 Dec 2011, EURm	Note	Payable on demand	Maximum 3 months	3-12 months	1-5 years	More than 5 years	Without fixed maturity	Total
Cash and balances with central banks		286	-	-	-	-	-	<b>286</b>
Loans to central banks		11,342	19,934	-	-	-	-	<b>31,276</b>
Loans to credit institutions	13	6,353	21,911	15,105	4,278	427	-	<b>48,074</b>
Loans to the public	13	9	32,778	5,383	19,513	41,648	-	<b>99,331</b>
Interest bearing securities	14	-	6,733	5,796	16,802	1,535	-	<b>30,866</b>
Financial instruments pledged as collateral	15	-	719	1,891	3,995	1,741	-	<b>8,346</b>
Derivatives	17	-	9,585	7,478	38,712	114,453	-	<b>170,228</b>
Fair value changes of the hedged items in portfolio hedge of interest rate risk	18	-	11	31	70	26	-	<b>138</b>
<b>Total assets with fixed maturities</b>		<b>17,990</b>	<b>91,671</b>	<b>35,684</b>	<b>83,370</b>	<b>159,830</b>	-	<b>388,545</b>
Other assets	25	-	-	-	-	-	10,742	<b>10,742</b>
<b>Total assets</b>		<b>17,990</b>	<b>91,671</b>	<b>35,684</b>	<b>83,370</b>	<b>159,830</b>	<b>10,742</b>	<b>399,287</b>

**Note 43 Maturity analysis for assets and liabilities, cont.**
**Group**
**Remaining maturity**

31 Dec 2011, EURm	Note	Payable on demand	Maximum 3 months	3-12 months	1-5 years	More than 5 years	Without fixed maturity	Total
Deposits by credit institutions	27	8,203	58,799	8,136	74	795	-	<b>76,007</b>
Deposits and borrowings from the public	28	37,608	22,805	7,199	644	4	-	<b>68,260</b>
- of which deposits		37,608	8,429	6,952	643	4	-	53,636
- of which borrowings		-	14,376	247	1	0	-	14,624
Debt securities in issue	29	-	27,404	7,350	12,484	1,915	-	<b>49,153</b>
- of which debt securities in issue		-	27,404	7,350	12,484	1,915	-	49,153
- of which other		-	-	-	-	-	-	-
Derivatives	17	-	8,345	7,396	41,270	111,425	-	<b>168,436</b>
Fair value changes of the hedged items in portfolio hedge of interest rate risk	18	-	1	6	74	114	-	<b>195</b>
Subordinated liabilities	34	-	-	-	403	100	-	<b>503</b>
<b>Total liabilities with fixed maturities</b>		<b>45,811</b>	<b>117,354</b>	<b>30,087</b>	<b>54,949</b>	<b>114,353</b>	-	<b>362,554</b>
Other liabilities	30	-	-	-	-	-	25,113	<b>25,113</b>
Equity		-	-	-	-	-	11,620	<b>11,620</b>
<b>Total liabilities and equity</b>		<b>45,811</b>	<b>117,354</b>	<b>30,087</b>	<b>54,949</b>	<b>114,353</b>	<b>36,733</b>	<b>399,287</b>

**Parent company**
**Remaining maturity**

31 Dec 2012, EURm	Note	Payable on demand	Maximum 3 months	3-12 months	1-5 years	More than 5 years	Without maturity	Total
Cash and balances with central banks		30,004	-	-	-	-	-	<b>30,004</b>
Loans to central banks		283	526	-	-	-	-	<b>809</b>
Loans to credit institutions	13	2,560	18,417	3,379	16,380	727	-	<b>41,463</b>
Loans to the public	13	624	32,125	9,026	22,624	29,914	-	<b>94,313</b>
Interest bearing securities	14	-	8,943	4,051	19,990	3,285	-	<b>36,269</b>
Financial instruments pledged as collateral	15	-	776	3,109	3,605	588	-	<b>8,078</b>
Derivatives	17	-	5,388	5,287	32,070	74,468	-	<b>117,213</b>
Fair value changes of the hedged items in portfolio hedge of interest rate risk	18	-	0	-1	49	76	-	<b>124</b>
<b>Total assets with fixed maturities</b>		<b>33,471</b>	<b>66,175</b>	<b>24,851</b>	<b>94,718</b>	<b>109,058</b>	-	<b>328,273</b>
Other assets	25	-	-	-	-	-	12,615	<b>12,615</b>
<b>Total assets</b>		<b>33,471</b>	<b>66,175</b>	<b>24,851</b>	<b>94,718</b>	<b>109,058</b>	<b>12,615</b>	<b>340,888</b>

	Note	Payable on demand	Maximum 3 months	3-12 months	1-5 years	More than 5 years	Without maturity	Total
Deposits by credit institutions	27	9,954	50,445	7,732	4,371	2,051	-	<b>74,553</b>
Deposits and borrowings from the public	28	53,307	15,303	1,614	-	-	-	<b>70,224</b>
- of which deposits		53,307	-	-	-	-	-	53,307
- of which borrowings		-	15,303	1,614	-	-	-	16,917
Debt securities in issue	29	-	17,635	11,010	16,449	3,905	-	<b>48,999</b>
- of which debt securities in issue		-	17,635	11,010	16,449	3,905	-	48,999
- of which other		-	-	-	-	-	-	-
Derivatives	17	-	6,166	5,644	34,255	69,771	-	<b>115,836</b>
Fair value changes of the hedged items in portfolio hedge of interest rate risk	18	-	-1	-8	274	372	-	<b>637</b>
Subordinated liabilities	34	-	-	-	392	122	-	<b>514</b>
<b>Total liabilities with fixed maturities</b>		<b>63,261</b>	<b>89,548</b>	<b>25,992</b>	<b>55,741</b>	<b>76,221</b>	-	<b>310,763</b>
Other liabilities	30	-	-	-	-	-	21,325	<b>21,325</b>
Equity		-	-	-	-	-	8,800	<b>8,800</b>
<b>Total liabilities and equity</b>		<b>63,261</b>	<b>89,548</b>	<b>25,992</b>	<b>55,741</b>	<b>76,221</b>	<b>30,125</b>	<b>340,888</b>

**Note 43 Maturity analysis for assets and liabilities, cont.**

**Parent company**

**Remaining maturity**

31 Dec 2011, EURm	Note	Payable on demand	Maximum 3 months	3-12 months	1-5 years	More than 5 years	Without maturity	Total
Cash and balances with central banks		286	-	-	-	-	-	<b>286</b>
Loans to central banks		11,342	19,934	-	-	-	-	<b>31,276</b>
Loans to credit institutions	13	6,338	25,312	16,228	5,088	455	-	<b>53,421</b>
Loans to the public	13	197	31,012	3,571	16,758	41,559	-	<b>93,097</b>
Interest bearing securities	14	-	6,733	5,796	16,802	1,535	-	<b>30,866</b>
Financial instruments pledged as collateral	15	-	719	1,891	3,995	1,741	-	<b>8,346</b>
Derivatives	17	-	9,585	7,478	38,712	114,453	-	<b>170,228</b>
Fair value changes of the hedged items in portfolio hedge of interest rate risk	18	-	11	31	70	26	-	<b>138</b>
<b>Total assets with fixed maturities</b>		<b>18,163</b>	<b>93,306</b>	<b>34,995</b>	<b>81,425</b>	<b>159,769</b>	-	<b>387,658</b>
Other assets	25	-	-	-	-	-	10,731	<b>10,731</b>
<b>Total assets</b>		<b>18,163</b>	<b>93,306</b>	<b>34,995</b>	<b>81,425</b>	<b>159,769</b>	<b>10,731</b>	<b>398,389</b>

31 Dec 2011, EURm	Note	Payable on demand	Maximum 3 months	3-12 months	1-5 years	More than 5 years	Without maturity	Total
Deposits by credit institutions	27	8,203	58,770	8,121	38	787	-	<b>75,919</b>
Deposits and borrowings from the public	28	37,618	22,809	7,191	643	4	-	<b>68,265</b>
- of which deposits		37,618	8,433	6,952	643	4	-	53,650
- of which borrowings		-	14,376	239	-	-	-	14,615
Debt securities in issue	29	-	27,404	7,350	12,484	1,915	-	<b>49,153</b>
- of which debt securities in issue		-	27,404	7,350	12,484	1,915	-	49,153
- of which other		-	-	-	-	-	-	-
Derivatives	17	-	8,345	7,396	41,270	111,425	-	<b>168,436</b>
Fair value changes of the hedged items in portfolio hedge of interest rate risk	18	-	1	6	74	114	-	<b>195</b>
Subordinated liabilities	34	-	-	-	403	100	-	<b>503</b>
<b>Total liabilities with fixed maturities</b>		<b>45,821</b>	<b>117,329</b>	<b>30,064</b>	<b>54,912</b>	<b>114,345</b>	-	<b>362,471</b>
Other liabilities	30	-	-	-	-	-	24,724	<b>24,724</b>
Equity		-	-	-	-	-	11,194	<b>11,194</b>
<b>Total liabilities and equity</b>		<b>45,821</b>	<b>117,329</b>	<b>30,064</b>	<b>54,912</b>	<b>114,345</b>	<b>35,918</b>	<b>398,389</b>

## Note 44 Related-party transactions

Shareholders with significant influence and close family members to key management personnel in the Nordea Group as well as companies significantly influenced by key management personnel or by close family members to key management personnel in Nordea Group are considered to be related parties to Nordea. Included in this group of related parties are Sampo Oyj and Aegon Asset Management. If transactions with these related parties are made in Nordea's and the related parties' ordinary course of business and on the same criteria and terms as those for comparable transactions with parties of similar standing and if they do not involve more than normal risktaking, the transactions are not included in the table.

Group	Nordea Group undertakings		Nordea Group associated undertakings		Other related parties	
	31 Dec 2012	31 Dec 2011	31 Dec 2012	31 Dec 2011	31 Dec 2012	31 Dec 2011
EURm						
<b>Assets</b>						
Loans	29,613	44,518	204	146	-	-
Interest-bearing securities	5,254	5,031	11	-	-	-
Financial instruments pledged as collateral	1,150	2,062	-	-	-	-
Derivatives	2,829	2,337	278	246	-	-
Other assets	630	387	-	-	-	-
Prepaid expenses and accrued income	411	77	-	-	-	-
<b>Total assets</b>	<b>39,887</b>	<b>54,412</b>	<b>493</b>	<b>392</b>	<b>-</b>	<b>-</b>
<b>Liabilities</b>						
Deposits	41,202	44,957	55	10	5	5
Debt securities in issue	975	514	39	30	-	-
Derivatives	3,344	2,624	4	85	-	-
Other liabilities	158	12	-	-	-	-
Accrued expenses and deferred income	202	171	-	-	-	-
<b>Total liabilities</b>	<b>45,881</b>	<b>48,278</b>	<b>98</b>	<b>125</b>	<b>5</b>	<b>5</b>
<b>Off balance<sup>1</sup></b>	<b>219,010</b>	<b>431,155</b>	<b>8,085</b>	<b>8,321</b>	<b>-</b>	<b>-</b>
<b>Group</b>	<b>31 Dec</b>	<b>31 Dec</b>	<b>31 Dec</b>	<b>31 Dec</b>	<b>31 Dec</b>	<b>31 Dec</b>
EURm	2012	2011	2012	2011	2012	2011
Net interest income	85	70	3	4	-	-
Net fee and commission income	-296	-251	2	3	1	1
Net result from items at fair value	-277	-841	81	35	-	-
Other operating income	26	25	-	-	0	0
Total operating expenses	-95	-30	-	-	-	-
<b>Profit before loan losses</b>	<b>-557</b>	<b>-1,027</b>	<b>86</b>	<b>42</b>	<b>1</b>	<b>1</b>

<sup>1</sup> Including nominal values on derivatives.

Parent company	Group undertakings		Associated undertakings		Other related parties	
	31 Dec 2012	31 Dec 2011	31 Dec 2012	31 Dec 2011	31 Dec 2012	31 Dec 2011
EURm						
<b>Assets</b>						
Loans	5,674	5,570	171	132	-	-
Interest-bearing securities	-	-	-	-	-	-
Financial instruments pledged as collateral	-	-	-	-	-	-
Derivatives	-	-	9	-	-	-
Investments in associated undertakings	-	-	34	34	-	-
Investments in group undertakings	373	370	-	-	-	-
Other assets	4	5	-	-	-	-
Prepaid expenses and accrued income	7	15	-	-	-	-
<b>Total assets</b>	<b>6,058</b>	<b>5,960</b>	<b>214</b>	<b>166</b>	<b>-</b>	<b>-</b>

**Note 44 Related-party transactions, cont.**

Parent company	Group undertakings		Associated undertakings		Other related parties	
	31 Dec	31 Dec	31 Dec	31 Dec	31 Dec	31 Dec
EURm	2012	2011	2012	2011	2012	2011
<b>Liabilities</b>						
Deposits	22	11,432	7	9	5	5
Debt securities in issue	-	-	35	30	-	-
Derivatives	-	-	0	5	-	-
Other liabilities	0	-	-	-	-	-
Accrued expenses and deferred income	2	10	-	-	-	-
<b>Total liabilities</b>	<b>24</b>	<b>11,442</b>	<b>42</b>	<b>44</b>	<b>5</b>	<b>5</b>
<b>Off balance<sup>1</sup></b>	<b>519</b>	<b>662</b>	<b>191</b>	<b>128</b>	-	-
<sup>1</sup> Including nominal values on derivatives.						
<b>Parent company</b>						
	31 Dec	31 Dec	31 Dec	31 Dec	31 Dec	31 Dec
EURm	2012	2011	2012	2011	2012	2011
Net interest income	66	86	3	4	0	0
Net fee and commission income	49	46	1	1	1	1
Net result from items at fair value	-	-	6	6	-	-
Other operating income	10	14	-	4	0	0
Total operating expenses	-38	-38	-	0	-	-
<b>Profit before loan losses</b>	<b>87</b>	<b>108</b>	<b>10</b>	<b>15</b>	<b>1</b>	<b>1</b>

The terms "group undertakings" and "associated undertakings" refer to group undertakings and associated undertakings of the Nordea Bank Finland Group. In addition to the parent company figures stated above, the parent company's assets included receivables, interest-bearing securities, derivatives and other assets from other Nordea group undertakings in the amount of EUR 39,885m (54,411), liabilities in the amount of EUR 45,688m (36,683), profit before loan losses in the amount of EUR -569 m (-1,033) and off-balance sheet commitments in the amount of EUR 218,491m (431,155). Off-balance sheet transactions with Nordea group associated undertakings amounted to EUR 7,895m (8,193) and corresponding balance sheet values of derivatives were EUR 268m (246) in assets and EUR 4m (80) in liabilities.

**Compensations and loans and receivables to key management personnel**

Compensations and loans to key management personnel are specified in Note 8.

**Note 45 Mergers, acquisitions, disposals and dissolutions**

<b>Subsidiaries acquired during 2012</b>	Line of business	Total assets EURm	Profit/loss for the year as included in the Bank Group
-	-	-	-
<b>Other subsidiaries established during 2012</b>	Number of companies	Total assets EURm	Profit/loss for the year as included in the Bank Group
Other companies	1	2	-
<b>Subsidiaries sold during 2012</b>	Line of business	Total assets EURm	Profit/loss for the year as included in the Bank Group
-	-	-	-
<b>Other subsidiaries sold during 2012</b>	Number of companies	Total assets EURm	Profit/loss for the year as included in the Bank Group
Other companies	1	4	0
<b>Subsidiaries merged during 2012</b>	Line of business	Total assets EURm	Profit/loss for the year as included in the Bank Group
-	-	-	-
<b>Subsidiaries dissolved during 2012</b>	Line of business	Total assets EURm	Profit/loss for the year as included in the Bank Group
-	-	-	-
<b>Associated undertakings dissolved during 2012</b>	Line of business	Total assets EURm	Profit/loss for the year as included in the Bank Group
-	-	-	-

## Note 46 Credit risk disclosure

Credit risk management and credit risk analysis is described in the Risk, Liquidity and Capital management section of the Board of Directors' Report. Additional information on credit risk is also disclosed in the Capital and Risk management Report (Pillar 3) 2012, which is available on [www.nordea.com](http://www.nordea.com).

### Group

	31 Dec 2012	31 Dec 2011
<b>Exposure types, EURm</b>		
On-balance sheet items	159,345	168,616
Off-balance sheet items	14,675	18,070
Securities financing	1,120	1,617
Derivatives	31,580	42,466
<b>Exposure At Default (EAD)</b>	<b>206,720</b>	<b>230,769</b>

Tables presented in this Note, containing exposure, are presented as Exposure At Default (EAD). EAD is the exposure after applying credit conversion factors (CCF).

### Link between credit risk exposure and the balance sheet

This section discloses the link between the loan portfolio as defined in accordance with accounting standards and exposure as defined in accordance with the Capital Requirements Directive (CRD). The main differences are outlined in this section to illustrate the link between the different reporting methods.

Original exposure is the exposure before taking into account substitution effects stemming from credit risk mitigation, credit conversion factors for off-balance exposure and allowances within the standardised approach. In this note, however, exposure is defined as exposure at default (EAD) for IRB exposure and exposure value for standardised exposure if nothing else is stated. Credit risk exposure presented in this note, in accordance with the CRD, is divided between exposure classes where each exposure class is divided into exposure types as follows:

- On-balance sheet items
- Off-balance sheet items (e.g. guarantees and unutilised amounts of credit facilities)
- Securities financing (e.g. repurchase agreements and securities lending)
- Derivatives

Items presented in the Annual Report, in accordance with the accounting standards, are divided as follows:

- On-balance sheet items (e.g. loans to credit institutions, loans to the public, reversed repurchase agreements, positive fair value for derivatives, treasury bills and interest-bearing securities)
- Off-balance sheet items (e.g. guarantees and unutilised amounts of credit facilities)

The table below shows the link between the CRD credit risk exposure and items presented in the Annual Report.

### On-balance sheet items

As shown in the table below, the following items have been excluded from the balance sheet, when calculating on-balance exposure in accordance with the CRD:

- Market-risk-related items in the trading book, such as certain interest-bearing securities and treasury bills.
- Reverse repurchase agreements, derivatives and securities lending. These transactions are either included in the calculation of market risk in the trading book or reported as separate exposure types (derivatives or securities financing).
- Other, mainly allowances, intangible assets and deferred tax assets.

### Group

	Original exposure	Items related to market risk	Repos, derivatives, securities lending	Other	Balance sheet
<b>31 Dec 2012, EURm</b>					
Cash and balances with central banks	30,004				30,004
Interest-bearing securities and pledged instruments	44,347	-21,159			23,188
Loans to central banks and credit institutions	36,827		-7,358	0	29,468
Loans to the public	100,765		-26,716	766	74,814
Derivatives <sup>1</sup>	117,213		-117,213		0
Intangible assets	108			-108	0
Other assets and prepaid expenses	12,684	-9,188	-55	-1,381	2,060
<b>Total assets</b>	<b>341,947</b>	<b>-30,347</b>	<b>-151,343</b>	<b>-723</b>	<b>159,534</b>

<sup>1</sup> Derivatives are included in banking and trading books, but not at book values. Counterparty risk in trading derivatives is included in the credit risk.

**Note 46** Credit risk disclosure, cont.

**On-balance sheet items**

31 Dec 2011, EURm	Original exposure	Items related to market risk	Repos, derivatives, securities lending	Other	Balance sheet
Cash and balances with central banks	286				286
Interest-bearing securities and pledged instruments	39,212	-19,480			19,731
Loans to central banks and credit institutions	79,350		-6,651		72,699
Loans to the public	99,331		-25,440	840	74,731
Derivatives <sup>1</sup>	170,228		-170,228		0
Intangible assets	106			-106	0
Other assets and prepaid expenses	10,774	-7,945	-12	-1,276	1,542
<b>Total assets</b>	<b>399,287</b>	<b>-27,425</b>	<b>-202,331</b>	<b>-542</b>	<b>168,989</b>

<sup>1</sup> Derivatives are included in banking and trading books, but not at book values. Counterparty risk in trading derivatives is included in the credit risk.

**Off-balance sheet items**

The following off-balance sheet items specified in the Annual Report are excluded when off-balance exposure is calculated in accordance with the CRD:

- Assets pledged as security for own liabilities and “Other assets pledged” (apart from leasing). These transactions are reported as a separate exposure type, securities financing.
- Derivatives

**Group**

31 Dec 2012, EURm	Credit risk in Basel II calculation
Contingent liabilities	16,419
Commitments	16,589
<b>Total off-balance sheet items</b>	<b>33,008</b>

31 Dec 2012, EURm	Credit risk in Basel II calculation	Items not included in accounts	Original exposure	Average conversion factor	Exposure at Default EAD
Credit facilities and checking accounts	14,168	4,371	18,539	26%	4,784
Loan commitments	2,428	248	2,675	24%	653
Guarantees	15,279		15,279	58%	8,929
Other (leasing and documentary credits)	1,134		1,134	27%	309
<b>Total</b>	<b>33,008</b>	<b>4,619</b>	<b>37,627</b>		<b>14,675</b>

31 Dec 2011, EURm	Credit risk in Basel II calculation
Contingent liabilities	19,041
Commitments	18,725
<b>Total off-balance sheet items</b>	<b>37,765</b>

31 Dec 2011, EURm	Credit risk in Basel II calculation	Items not included in accounts	Original exposure	Average conversion factor	Exposure at Default EAD
Credit facilities and checking accounts	16,456	3,211	19,667	30%	5,812
Loan commitments	2,228	701	2,928	36%	1,065
Guarantees	17,957		17,957	61%	10,867
Other (leasing and documentary credits)	1,125		1,125	29%	325
<b>Total</b>	<b>37,765</b>	<b>3,912</b>	<b>41,677</b>		<b>18,070</b>



**Note 46 Credit risk disclosure, cont.**

The table below presents the distribution of collateral used in the capital adequacy calculation process. The table shows real estate to be the major part of the eligible collateral items in relative terms, also showing that residential real estate as collateral experienced the highest relative increase during the year. Real estate is commonly used as collateral for credit risk mitigation purposes. There is no certain concentration of real estate collateral to any region within the Nordic and Baltic countries. Financial collateral, with an LGD of 0%, has also increased notably during the year. Other physical collateral consist of vessels, machinery, equipment and other movables.

**Collateral distribution****Group**

EURm	31 Dec 2012	31 Dec 2011
Other physical collateral	4%	5%
Receivables	2%	2%
Residential real estate	76%	71%
Commercial real estate	5%	12%
Financial collateral	13%	11%

When Nordea sells protection in a CDO transaction, Nordea carries the risk of losses in the reference portfolio on the occurrence of a credit event. When Nordea buys protection in a CDO transaction, any losses in the reference portfolio, in which Nordea has not necessarily invested, triggered by a credit event are then carried by the seller of protection.

The risk from CDOs is hedged with a portfolio of CDSs. The risk positions are subject to various types of market risk limits, including VaR, and the CDO valuations are subject to fair value adjustments for model risk. These fair value adjustments are recognised in the income statement.

**Collateralised Debt Obligations (CDO) - Exposure<sup>1</sup>**

Group and parent company	31 Dec 2012		31 Dec 2011	
	Bought protection	Sold protection	Bought protection	Sold protection
<b>Nominals, EURm</b>				
CDOs, gross	1,833	2,314	1,575	2,267
Hedged exposures	1,442	1,444	1,394	1,394
<b>CDOs, net<sup>2</sup></b>	<b>391<sup>3</sup></b>	<b>870<sup>4</sup></b>	<b>181<sup>3</sup></b>	<b>873<sup>4</sup></b>
- of which Equity	53	173	114	223
- of which Mezzanine	80	148	65	101
- of which Senior	258	549	2	549

<sup>1</sup>First-to-Default (FTD) swaps are not classified as CDOs and are therefore not included in the table. Net bought protection amounts to EUR 214m (218) and net sold protection to EUR 50m (53). Both bought and sold protection are, to the predominant part, investment grade.

<sup>2</sup>Net exposure disregards exposure where tranches are completely identical in terms of reference pool attachment, detachment, maturity and currency.

<sup>3</sup>Of which investment grade EUR 349m (181) and sub-investment grade EUR 42m (0).

<sup>4</sup>Of which investment grade EUR 769m (873) and sub-investment grade EUR 101m (0) and not rated EUR 0m (0).

**Restructured loans current year**

EURm	Group		Parent company	
	31 Dec 2012	31 Dec 2011	31 Dec 2012	31 Dec 2011
Loans before restructuring, carrying amount	0	31	0	31
Loans after restructuring, carrying amount	0	0	0	0

**Assets taken over for protection of claims<sup>1</sup>**

EURm	Group		Parent company	
	31 Dec 2012	31 Dec 2011	31 Dec 2012	31 Dec 2011
Current assets, carrying amount:				
Land and buildings	93	63	93	63
Shares and other participations	0	0	0	0
Other assets	4	3	0	0
<b>Total</b>	<b>97</b>	<b>66</b>	<b>93</b>	<b>63</b>

<sup>1</sup> In accordance with Nordea's policy for taking over assets for protection of claims, which is in compliance with the local Banking Business Acts, wherever Nordea is located. Assets, used as collateral for the loan, are generally taken over when the customer is not able to fulfil its obligations to Nordea.

**Note 46 Credit risk disclosure, cont.**

The table below shows past due loans not impaired split by corporate and household customers. Past due loans to corporate customers that are not considered impaired were at end of 2012 EUR 316m up from EUR 205m one year ago, while past due loans to household customers decreased to EUR 405m (480).

**Past due loans, excl. impaired loans**

EURm	Group				Parent company			
	31 Dec 2012		31 Dec 2011		31 Dec 2012		31 Dec 2011	
	Corporate customers	Household customers	Corporate customers	Household customers	Corporate customers	Household customers	Corporate customers	Household customers
6-30 days	110	183	91	261	37	163	46	233
31-60 days	62	144	58	136	23	94	31	93
61-90 days	26	68	22	64	17	47	16	44
>90 days	118	9	34	19	112	9	33	19
<b>Total</b>	<b>316</b>	<b>405</b>	<b>205</b>	<b>480</b>	<b>189</b>	<b>314</b>	<b>126</b>	<b>389</b>
Past due not impaired loans divided by loans to the public after allowances, %	0.50	1.08	0.33	1.32	0.32	0.91	0.22	1.15

The distribution of loans to corporate customers by size of loans, seen in the table below, shows a high degree of diversification where approximately 80% of the corporate volume represents loans up to EUR 50m per customer.

**Loans to corporate customers, by size of loan**

EURm	Group				Parent company			
	31 Dec 2012		31 Dec 2011		31 Dec 2012		31 Dec 2011	
	Value	%	Value	%	Value	%	Value	%
0-10	33,812	54.0	33,167	53.3	31,766	54.0	31,229	53.3
10-50	16,316	26.1	15,888	25.6	15,329	26.1	14,960	25.6
50-100	4,717	7.5	5,269	8.5	4,432	7.5	4,962	8.5
100-250	6,038	9.6	5,146	8.3	5,673	9.6	4,845	8.3
250-500	1,735	2.8	2,707	4.4	1,630	2.8	2,549	4.4
500-	0	0.0	0	0.0	0	0.0	0	0
<b>Total</b>	<b>62,618</b>	<b>100.0</b>	<b>62,176</b>	<b>100.0</b>	<b>58,830</b>	<b>100.0</b>	<b>58,544</b>	<b>100.0</b>

**Interest-bearing securities**

Group	31 Dec 2012			31 Dec 2011		
	At fair value	At amortised cost	Total	At fair value	At amortised cost	Total
EURm						
State and sovereigns	6,483	-	6,483	6,111	-	6,111
Municipalities and other public bodies	97	-	97	7	-	7
Mortgage institutions	15,456	-	15,456	14,050	655	14,705
Other credit institutions	10,475	2,373	12,848	7,390	2,138	9,528
Corporates	1,151	-	1,151	447	-	447
Corporates, sub-investment grade	234	-	234	67	-	67
Other	0	-	0	1	-	1
<b>Total</b>	<b>33,896</b>	<b>2,373</b>	<b>36,269</b>	<b>28,073</b>	<b>2,793</b>	<b>30,866</b>
<b>Parent company</b>						
EURm						
State and sovereigns	6,483	-	6,483	6,111	-	6,111
Municipalities and other public bodies	97	-	97	7	-	7
Mortgage institutions	15,456	-	15,456	14,050	655	14,705
Other credit institutions	10,475	2,373	12,848	7,390	2,138	9,528
Corporates	1,151	-	1,151	447	-	447
Corporates, sub-investment grade	234	-	234	67	-	67
Other	-	-	-	1	-	1
<b>Total</b>	<b>33,896</b>	<b>2,373</b>	<b>36,269</b>	<b>28,073</b>	<b>2,793</b>	<b>30,866</b>

## Note 47 Nordea shares

Nordea Bank Finland Plc does not possess own shares. During the year Nordea Bank Finland has bought and sold shares in its parent company Nordea Bank AB (publ) as part of its normal trading and market making activities. The trades are specified in the table enclosed.

### Acquisitions

Month	Quantity	Average acq.price	Amount, EUR
January	876,345	6.35	5,564,840.10
February	48,371	7.07	330,277.74
March	557,113	7.09	3,941,731.20
April	201,344	6.49	1,332,043.22
May	179,195	6.17	1,078,973.23
June	188,075	6.38	1,220,438.56
July	280,211	7.59	2,125,708.10
August	279,644	7.66	2,151,920.72
September	66,321	7.61	510,298.02
October	95,335	7.22	702,628.17
November	114,663	6.97	784,575.68
December	265,690	7.12	1,868,951.84
	3,152,307		21,612,386.58

### Sales

Month	Quantity	Average price	Amount, EUR
January	-755,977	6.20	-4,620,625.45
February	-128,623	6.90	-886,622.39
March	-397,701	7.10	-2,813,453.26
April	-361,053	6.47	-2,307,889.83
May	-710,392	6.22	-4,279,520.25
June	-349,118	6.34	-2,247,150.94
July	-7,317	7.26	-52,686.96
August	-1,654	7.68	-12,745.86
September	-60,745	7.70	-462,572.90
October	-20,440	7.01	-141,887.35
November	-167,987	7.00	-1,178,551.88
December	-62,715	7.25	-454,777.80
	-3,023,722		-19,458,484.87

The quota value of the Nordea Bank AB (publ) share is EUR 1.00. The trades had an insignificant effect on the shareholding and voting-power in Nordea Bank AB (publ). At year-end 2012 NBF owned 282,292 shares of the parent company.

## The proposal of the Board of Directors to the Annual General Meeting

The parent company's distributable funds on 31 December 2012 were EUR 5,903,572,113.21, of which the profit for the year was EUR 1,121,552,595.60. The Board of Directors proposes that

1. a dividend of EUR 625,000,000.00 be paid
2. whereafter the distributable funds will be EUR 5,278,572,113.21.

Signatures of the Directors' report and of the Financial Statements:

Helsinki, 28 February 2013

Torsten Hagen Jørgensen

Casper von Koskull

Carl-Johan Granvik

Gunn Wærsted

Our auditors' report has been issued today.

Helsinki, 28 February 2013

KPMG OY AB

Raija-Leena Hankonen  
Authorised Public Accountant

## Auditors' report

*This document is an English translation of the Finnish auditor's report. Only the Finnish version of the report is legally binding.*

### **To the Annual General Meeting of Nordea Bank Finland Plc**

We have audited the accounting records, the financial statements, the report of the Board of Directors, and the administration of Nordea Bank Finland Plc for the year ended on 31 December 2012. The financial statements comprise both the consolidated and the parent company's statement of financial position, income statement, statement of comprehensive income, statement of changes in equity and statement of cash flows, and notes to the financial statements.

#### *Responsibility of the Board of Directors and the Managing Director*

The Board of Directors and the Managing Director are responsible for the preparation of financial statements that give a true and fair view in accordance with International Financial Reporting Standards (IFRS) as adopted by the EU, as well as for the preparation of financial statements and the report of the Board of Directors that give a true and fair view in accordance with the laws and regulations governing the preparation of the financial statements and the report of the Board of Directors in Finland. The Board of Directors is responsible for the appropriate arrangement of the control of the company's accounts and finances, and the Managing Director shall see to it that the accounts of the company are in compliance with the law and that its financial affairs have been arranged in a reliable manner.

#### *Auditor's responsibility*

Our responsibility is to express an opinion on the financial statements, on the consolidated financial statements and on the report of the Board of Directors based on our audit. The Auditing Act requires that we comply with the requirements of professional ethics. We conducted our audit in accordance with good auditing practice in Finland. Good auditing practice requires that we plan and perform the audit to obtain reasonable assurance about whether the financial statements and the report of the Board of Directors are free from material misstatement, and whether the members of the Board of Directors of the parent company and the Managing Director are guilty of an act or negligence which may result in liability in damages towards the company or have violated the Finnish Credit Institutions Act, the Limited Liability Companies Act or the articles of association of the company.

An audit involves performing procedures to obtain audit evidence about the amounts and disclosures in the financial statements and the report of the Board of Directors. The procedures selected depend on the auditor's judgment, including the assessment of the risks of material misstatement, whether due to fraud or error. In making those risk assessments, the auditor considers internal control relevant to the entity's preparation of financial statements and report of the Board of Directors that give a true and fair view in order to design audit procedures that are appropriate in the circumstances, but not for the purpose of expressing an opinion on the effectiveness of the company's internal control. An audit also includes evaluating the appropriateness of accounting policies used and the reasonableness of accounting estimates made by management, as well as evaluating the overall presentation of the financial statements and the report of the Board of Directors.

We believe that the audit evidence we have obtained is sufficient and appropriate to provide a basis for our audit opinion.

#### *Opinion*

In our opinion,

- both the consolidated and the parent company's financial statements give a true and fair view of their financial position, financial performance, and cash flows in accordance with International Financial Reporting Standards (IFRS) as adopted by the EU
- the financial statements and the report of the Board of Directors give a true and fair view of both the consolidated and the parent company's financial performance and financial position in accordance with the laws and regulations governing the preparation of the financial statements and the report of the Board of Directors in Finland
- the information in the report of the Board of Directors is consistent with the information in the financial statements.

*Other opinions*

We support the adoption of the financial statements. The proposal by the Board of Directors regarding the treatment of distributable funds is in compliance with the Limited Liability Companies Act. We support that the Board of Directors of the parent company and the Managing Director be discharged from liability for the financial period audited by us.

Helsinki, 28 February 2013

KPMG OY AB

Raija-Leena Hankonen

*Authorized Public Accountant*

**ANNEX 5**  
**UNAUDITED CONSOLIDATED INTERIM FINANCIAL STATEMENTS OF NBAB FOR THE**  
**NINE MONTHS ENDED 30 SEPTEMBER 2014**

## Income statement

EURm	Note	Q3 2014	Q3 2013	Jan-Sep 2014	Jan-Sep 2013	Full year 2013
<b>Operating income</b>						
Interest income		2,548	2,493	7,624	7,872	10,604
Interest expense		-1,152	-1,107	-3,498	-3,737	-5,079
Net interest income		1,396	1,386	4,126	4,135	5,525
Fee and commission income		922	876	2,794	2,625	3,574
Fee and commission expense		-255	-224	-715	-686	-932
Net fee and commission income	3	667	652	2,079	1,939	2,642
Net result from items at fair value	4	291	346	1,058	1,206	1,539
Profit from companies accounted for under the equity method		7	14	19	58	79
Other operating income		393	28	429	84	106
<b>Total operating income</b>		<b>2,754</b>	<b>2,426</b>	<b>7,711</b>	<b>7,422</b>	<b>9,891</b>
<b>Operating expenses</b>						
General administrative expenses:						
Staff costs		-728	-732	-2,391	-2,239	-2,978
Other expenses	5	-378	-441	-1,219	-1,355	-1,835
Depreciation, amortisation and impairment charges of tangible and intangible assets		-410	-61	-529	-163	-227
<b>Total operating expenses</b>		<b>-1,516</b>	<b>-1,234</b>	<b>-4,139</b>	<b>-3,757</b>	<b>-5,040</b>
<b>Profit before loan losses</b>		<b>1,238</b>	<b>1,192</b>	<b>3,572</b>	<b>3,665</b>	<b>4,851</b>
Net loan losses	6	-112	-171	-405	-555	-735
<b>Operating profit</b>		<b>1,126</b>	<b>1,021</b>	<b>3,167</b>	<b>3,110</b>	<b>4,116</b>
Income tax expense		-188	-257	-673	-763	-1,009
<b>Net profit for the period from continuing operations</b>		<b>938</b>	<b>764</b>	<b>2,494</b>	<b>2,347</b>	<b>3,107</b>
Net profit for the period from discontinued operations, after tax	12	0	12	-39	-4	9
<b>Net profit for the period</b>		<b>938</b>	<b>776</b>	<b>2,455</b>	<b>2,343</b>	<b>3,116</b>
<b>Attributable to:</b>						
Shareholders of Nordea Bank AB (publ)		938	777	2,455	2,343	3,116
Non-controlling interests		-	-1	-	-	-
<b>Total</b>		<b>938</b>	<b>776</b>	<b>2,455</b>	<b>2,343</b>	<b>3,116</b>
Basic earnings per share, EUR - Total operations		0.23	0.19	0.61	0.58	0.77
Diluted earnings per share, EUR - Total operations		0.23	0.19	0.61	0.58	0.77

## Statement of comprehensive income

EURm	Q3 2014	Q3 2013	Jan-Sep 2014	Jan-Sep 2013	Full year 2013
<b>Net profit for the period</b>	<b>938</b>	<b>776</b>	<b>2,455</b>	<b>2,343</b>	<b>3,116</b>
<b>Items that may be reclassified subsequently to the income statement</b>					
Currency translation differences during the period	193	-140	55	-714	-999
Hedging of net investments in foreign operations:					
Valuation gains/losses during the period	-150	45	-55	349	464
Tax on valuation gains/losses during the period	33	-10	12	-77	-102
Available for sale investments: <sup>1</sup>					
Valuation gains/losses during the period	46	29	68	39	31
Tax on valuation gains/losses during the period	-10	-8	-15	-9	-6
Cash flow hedges:					
Valuation gains/losses during the period	42	3	-7	30	-2
Tax on valuation gains/losses during the period	-10	-1	1	-8	-1
<b>Items that may not be reclassified subsequently to the income statement</b>					
Defined benefit plans:					
Remeasurement of defined benefit plans	-205	99	-364	99	155
Tax on remeasurement of defined benefit plans	48	-23	84	-23	-39
<b>Other comprehensive income, net of tax<sup>2</sup></b>	<b>-13</b>	<b>-6</b>	<b>-221</b>	<b>-314</b>	<b>-499</b>
<b>Total comprehensive income</b>	<b>925</b>	<b>770</b>	<b>2,234</b>	<b>2,029</b>	<b>2,617</b>
<b>Attributable to:</b>					
Shareholders of Nordea Bank AB (publ)	925	771	2,234	2,029	2,617
Non-controlling interests	-	-1	-	-	-
<b>Total</b>	<b>925</b>	<b>770</b>	<b>2,234</b>	<b>2,029</b>	<b>2,617</b>

<sup>1</sup> Valuation gains/losses related to hedged risks under fair value hedge accounting are accounted for directly in the income statement.

<sup>2</sup> Of which EUR 0m for Q3 2014 and EUR 29m for Jan-Sep 2014 (Q3 2013: EUR 22m, Jan-Sep 2013: EUR 0m, Jan-Dec 2013: EUR -22m) related to discontinued operations.



## Balance sheet

EURm	Note	30 Sep 2014	31 Dec 2013	30 Sep 2013
<b>Assets</b>				
Cash and balances with central banks		26,149	33,529	28,558
Loans to central banks	7	8,550	11,769	6,393
Loans to credit institutions	7	13,533	10,743	12,728
Loans to the public	7	359,816	342,451	343,191
Interest-bearing securities		93,192	87,314	87,031
Financial instruments pledged as collateral		9,419	9,575	6,382
Shares		38,689	33,271	32,411
Derivatives		93,025	70,992	74,565
Fair value changes of the hedged items in portfolio hedge of interest rate risk		241	203	226
Investments in associated undertakings		498	630	622
Intangible assets		3,011	3,246	3,267
Property and equipment		527	431	421
Investment property		3,451	3,524	3,272
Deferred tax assets		102	62	94
Current tax assets		246	31	184
Retirement benefit assets		324	321	129
Other assets		15,745	11,064	15,313
Prepaid expenses and accrued income		2,202	2,383	2,464
Assets held for sale	12	-	8,895	8,575
<b>Total assets</b>		<b>668,720</b>	<b>630,434</b>	<b>625,826</b>
<i>Of which assets customer bearing the risk</i>		<i>28,178</i>	<i>24,912</i>	<i>23,508</i>
<b>Liabilities</b>				
Deposits by credit institutions		57,875	59,090	49,482
Deposits and borrowings from the public		204,684	200,743	200,481
Liabilities to policyholders		51,519	47,226	46,287
Debt securities in issue		191,212	185,602	182,901
Derivatives		84,983	65,924	69,270
Fair value changes of the hedged items in portfolio hedge of interest rate risk		3,067	1,734	1,840
Current tax liabilities		548	303	541
Other liabilities		31,748	24,737	30,402
Accrued expenses and prepaid income		3,761	3,677	4,053
Deferred tax liabilities		837	935	1,052
Provisions		360	177	335
Retirement benefit obligations		692	334	225
Subordinated liabilities		7,648	6,545	6,632
Liabilities held for sale	12	-	4,198	3,693
<b>Total liabilities</b>		<b>638,934</b>	<b>601,225</b>	<b>597,194</b>
<b>Equity</b>				
Non-controlling interests		2	2	2
Share capital		4,050	4,050	4,050
Share premium reserve		1,080	1,080	1,080
Other reserves		-380	-159	26
Retained earnings		25,034	24,236	23,474
<b>Total equity</b>		<b>29,786</b>	<b>29,209</b>	<b>28,632</b>
<b>Total liabilities and equity</b>		<b>668,720</b>	<b>630,434</b>	<b>625,826</b>
Assets pledged as security for own liabilities		181,127	174,418	170,814
Other assets pledged		9,087	7,467	10,082
Contingent liabilities		22,012	20,870	20,773
Credit commitments <sup>1</sup>		77,938	78,332	82,456
Other commitments		1,424	1,267	1,313

<sup>1</sup> Including unutilised portion of approved overdraft facilities of EUR 40,709m (31 Dec 2013: EUR 44,053, 30 Sep 2013: EUR 44,100m).

## Statement of changes in equity

Attributable to shareholders of Nordea Bank AB (publ)										
Other reserves:										
EURm	Share capital <sup>1</sup>	Share premium reserve	Translation of foreign operations	Cash flow hedges	Available for sale investments	Defined benefit plans	Retained earnings	Total	Non-controlling interests	Total equity
<b>Balance at 1 Jan 2014</b>	<b>4,050</b>	<b>1,080</b>	<b>-613</b>	<b>-18</b>	<b>81</b>	<b>391</b>	<b>24,236</b>	<b>29,207</b>	<b>2</b>	<b>29,209</b>
Total comprehensive income	-	-	12	-6	53	-280	2,455	2,234	-	2,234
Share-based payments <sup>2</sup>	-	-	-	-	-	-	13	13	-	13
Dividend for 2013	-	-	-	-	-	-	-1,734	-1,734	-	-1,734
Disposal of own shares <sup>3</sup>	-	-	-	-	-	-	64	64	-	64
<b>Balance at 30 Sep 2014</b>	<b>4,050</b>	<b>1,080</b>	<b>-601</b>	<b>-24</b>	<b>134</b>	<b>111</b>	<b>25,034</b>	<b>29,784</b>	<b>2</b>	<b>29,786</b>

Attributable to shareholders of Nordea Bank AB (publ)										
Other reserves:										
EURm	Share capital <sup>1</sup>	Share premium reserve	Translation of foreign operations	Cash flow hedges	Available for sale investments	Defined benefit plans	Retained earnings	Total	Non-controlling interests	Total equity
<b>Balance at 1 Jan 2013</b>	<b>4,050</b>	<b>1,080</b>	<b>24</b>	<b>-15</b>	<b>56</b>	<b>275</b>	<b>22,530</b>	<b>28,000</b>	<b>5</b>	<b>28,005</b>
Total comprehensive income	-	-	-637	-3	25	116	3,116	2,617	-	2,617
Share-based payments <sup>2</sup>	-	-	-	-	-	-	17	17	-	17
Dividend for 2012	-	-	-	-	-	-	-1,370	-1,370	-	-1,370
Purchases of own shares <sup>3</sup>	-	-	-	-	-	-	-57	-57	-	-57
Other changes	-	-	-	-	-	-	-	-	-3	-3
<b>Balance at 31 Dec 2013</b>	<b>4,050</b>	<b>1,080</b>	<b>-613</b>	<b>-18</b>	<b>81</b>	<b>391</b>	<b>24,236</b>	<b>29,207</b>	<b>2</b>	<b>29,209</b>

Attributable to shareholders of Nordea Bank AB (publ)										
Other reserves:										
EURm	Share capital <sup>1</sup>	Share premium reserve	Translation of foreign operations	Cash flow hedges	Available for sale investments	Defined benefit plans	Retained earnings	Total	Non-controlling interests	Total equity
<b>Balance at 1 Jan 2013</b>	<b>4,050</b>	<b>1,080</b>	<b>24</b>	<b>-15</b>	<b>56</b>	<b>275</b>	<b>22,530</b>	<b>28,000</b>	<b>5</b>	<b>28,005</b>
Total comprehensive income	-	-	-442	22	30	76	2,343	2,029	-	2,029
Share-based payments <sup>2</sup>	-	-	-	-	-	-	12	12	-	12
Dividend for 2012	-	-	-	-	-	-	-1,370	-1,370	-	-1,370
Purchases of own shares <sup>3</sup>	-	-	-	-	-	-	-41	-41	-	-41
Other changes	-	-	-	-	-	-	-	-	-3	-3
<b>Balance at 30 Sep 2013</b>	<b>4,050</b>	<b>1,080</b>	<b>-418</b>	<b>7</b>	<b>86</b>	<b>351</b>	<b>23,474</b>	<b>28,630</b>	<b>2</b>	<b>28,632</b>

<sup>1</sup> Total shares registered were 4,050 million (31 Dec 2013: 4,050 million, 30 Sep 2013: 4,050 million).

<sup>2</sup> The total holding of own shares related to Long Term Incentive Programme (LTIP) is 15,9 million (31 Dec 2013: 18.3 million, 30 Sep 2013: 18.3 million).

<sup>3</sup> Refers to the change in the holding of own shares related to the Long Term Incentive Programme, trading portfolio and Nordea's shares within portfolio schemes in Denmark. The number of own shares at 30 Sep 2014 were 22.7 million (31 Dec 2013: 31.8 million, 30 Sep 2013: 30.0 million).

## Cash flow statement, condensed - Total operations

EURm	Jan-Sep 2014	Jan-Sep 2013	Full year 2013
<i>Operating activities</i>			
Operating profit	3,167	3,110	4,116
Profit for the period from discontinued operations, after tax	-39	-4	9
Adjustments for items not included in cash flow	6,460	3,007	4,492
Income taxes paid	-689	-734	-1,010
Cash flow from operating activities before changes in operating assets and liabilities	8,899	5,379	7,607
Changes in operating assets and liabilities	-23,620	-9,689	-1,292
Cash flow from operating activities	-14,721	-4,310	6,315
<i>Investing activities</i>			
Sale/acquisition of associated undertakings	481	-	-
Property and equipment	-136	-63	-120
Intangible assets	-118	-136	-228
Net investments in debt securities, held to maturity	2,240	795	930
Other financial fixed assets	483	-10	-10
Cash flow from investing activities	2,950	586	572
<i>Financing activities</i>			
Issued/amortised subordinated liabilities	638	-500	-500
Divestment/repurchase of own shares incl change in trading portfolio	64	-41	-57
Dividend paid	-1,734	-1,370	-1,370
Cash flow from financing activities	-1,032	-1,911	-1,927
<b>Cash flow for the period</b>	<b>-12,803</b>	<b>-5,635</b>	<b>4,960</b>
<b>Cash and cash equivalents at beginning of the period</b>	<b>45,670</b>	<b>42,808</b>	<b>42,808</b>
Translation difference	1,957	-1,218	-2,098
<b>Cash and cash equivalents at end of the period</b>	<b>34,824</b>	<b>35,955</b>	<b>45,670</b>
<b>Change</b>	<b>-12,803</b>	<b>-5,635</b>	<b>4,960</b>
<b>Cash and cash equivalents</b>	30 Sep 2014	30 Sep 2013	31 Dec 2013
The following items are included in cash and cash equivalents (EURm):	2014	2013	2013
Cash and balances with central banks	26,149	28,558	33,529
Loans to central banks	7,151	5,459	9,313
Loans to credit institutions	1,524	1,604	2,290
Assets held for sale	-	334	538

Cash comprises legal tender and bank notes in foreign currencies. Balances with central banks consist of deposits in accounts with central banks and postal giro systems under government authority, where the following conditions are fulfilled:

- the central bank or the postal giro system is domiciled in the country where the institution is established.
- the balance on the account is readily available at any time.

Loans to credit institutions, payable on demand include liquid assets not represented by bonds or other interest-bearing securities.

## Notes to the financial statements

### Note 1 Accounting policies

Nordea's consolidated financial statements are prepared in accordance with International Financial Reporting Standards (IFRS) and interpretations of such standards by the International Financial Reporting Standards Interpretations Committee (IFRS IC), as endorsed by the EU Commission. In addition, certain complementary rules in the Swedish Annual Accounts Act for Credit Institutions and Securities Companies (1995:1559), the recommendation RFR 1 "Supplementary Accounting Rules for Groups" and UFR statements issued by the Swedish Financial Reporting Board as well as the accounting regulations of the Swedish Financial Supervisory Authority (FFFS 2008:25, with amendments in FFFS 2009:11, 2011:54, 2013:2, 2013:24 and 2014:18) have also been applied.

These statements are presented in accordance with IAS 34 "Interim Financial Reporting".

### Changed accounting policies and presentation

The accounting policies, basis for calculations and presentation are, in all material aspects, unchanged in comparison with the 2013 Annual Report.

The new standard IFRS 10 "Consolidated Financial Statements" was implemented on 1 January 2014 but has not had any significant impact on the financial statements.

The Swedish Financial Supervisory Authority has in addition issued amendments to FFFS 2008:25 in FFFS 2013:24 and 2014:18 and the Swedish Financial Reporting Board has issued amendments to RFR 1 "Supplementary Accounting Rules for Groups". These amendments were implemented as from 1 January 2014 except for the amendments in FFFS 2014:18 that were implemented in the third quarter 2014. The amendments in FFFS 2014:18 require changed capital adequacy disclosures (presented in Note 11 "Capital adequacy"). The amendments in FFFS 2013:24 and the amendments to RFR 1 have not had any significant impact on the financial statements.

### Forward starting bonds

The presentation of forward starting bonds was changed in the fourth quarter 2013. The impact on the comparative figures for the third quarter 2013 was not significant and the comparative figures have consequently not been restated.

### Impact on capital adequacy from new or amended IFRS standards

IFRS 9 "Financial Instruments" covering classification and measurement, impairment and general hedging has been adopted by the IASB but has not yet been implemented by Nordea.

The changes in classification and measurement are not expected to have a significant impact on Nordea's income statement or balance sheet as the mixed measurement model will be maintained. Significant reclassifications between fair value and amortised cost or impact on the capital adequacy or large exposures are not expected, but this is naturally dependent on the financial instruments on Nordea's balance sheet at transition.

The impairment requirements in IFRS 9 are based on an expected loss model as opposed to the current incurred loss model in IAS 39. In general, it is expected that the new requirements will increase loan loss provisions, decrease equity and have a negative impact on capital adequacy at transition. Nordea has not yet finalised any impact assessment.

The main change to the general hedging requirements is that the standard aligns hedge accounting more closely with the risk management activities. As Nordea generally uses macro (portfolio) hedge accounting Nordea's assessment is that the new requirements will not have any significant impact on Nordea's financial statements, capital adequacy or large exposures.

The IASB has also adopted IFRS 15 "Revenue from Contracts with Customers". The new standard has not yet been implemented by Nordea. It is not expected that the standard will have any significant impact on Nordea's financial statements, capital adequacy or large exposures.

**Exchange rates**

	Jan-Sep 2014	Jan-Jun 2014	Jan-Dec 2013	Jan-Sep 2013
<b>EUR 1 = SEK</b>				
Income statement (average)	9.0421	8.9594	8.6524	8.5814
Balance sheet (at end of period)	9.1465	9.1762	8.8591	8.6575
<b>EUR 1 = DKK</b>				
Income statement (average)	7.4591	7.4627	7.4579	7.4574
Balance sheet (at end of period)	7.4431	7.4557	7.4593	7.4580
<b>EUR 1 = NOK</b>				
Income statement (average)	8.2776	8.2796	7.8091	7.6620
Balance sheet (at end of period)	8.1190	8.4035	8.3630	8.1140
<b>EUR 1 = PLN</b>				
Income statement (average)	4.1762	4.1766	4.1969	4.2012
Balance sheet (at end of period)	4.1776	4.1568	4.1543	4.2288
<b>EUR 1 = RUB</b>				
Income statement (average)	48.0375	48.0224	42.3269	41.6619
Balance sheet (at end of period)	49.7653	46.3779	45.3246	43.8240

## Note 2 Segment reporting

	Operating segments							Reconciliation	Total Group
	Retail Banking	Whole-sale Banking	Wealth Management	Group Corporate Centre	Other operating segments	Total operating segments			
<b>Jan-Sep 2014</b>									
Total operating income, EURm	4,324	1,862	1,206	301	-1	7,692	19	<b>7,711</b>	
- of which internal transactions <sup>1</sup> , EURm	-1,188	-173	13	1,302	46	0	-	-	
Operating profit, EURm	1,750	1,158	619	98	-8	3,617	-450	<b>3,167</b>	
Loans to the public <sup>2</sup> , EURbn	223	57	9	-	-	289	71	<b>360</b>	
Deposits and borrowings from the public <sup>2</sup> , EURbn	109	41	11	-	-	161	44	<b>205</b>	
<b>Jan-Sep 2013</b>									
Total operating income, EURm	4,203	1,916	1,107	306	24	7,556	-134	<b>7,422</b>	
- of which internal transactions <sup>1</sup> , EURm	-1,215	-221	17	1,424	-5	0	-	-	
Operating profit, EURm	1,582	1,067	534	129	16	3,328	-218	<b>3,110</b>	
Loans to the public <sup>2</sup> , EURbn	216	57	9	-	-	282	61	<b>343</b>	
Deposits and borrowings from the public <sup>2</sup> , EURbn	106	41	11	-	-	158	42	<b>200</b>	

<sup>1</sup> IFRS 8 requires information on revenues from transactions between operating segments. Nordea has defined intersegment revenues as internal interest income and expense related to the funding of the operating segments by the internal bank in Group Corporate Centre.

<sup>2</sup> The volumes are only disclosed separately for operating segments if separately reported to the Chief Operating Decision Maker.

## Breakdown of Retail Banking, Wholesale Banking and Wealth Management

	Retail Banking Nordic <sup>1</sup>		Retail Banking Baltic countries <sup>2</sup>		Retail Banking Other <sup>3</sup>		Retail Banking Jan-Sep	
	Jan-Sep	Jan-Sep	Jan-Sep	Jan-Sep	Jan-Sep	Jan-Sep	Jan-Sep	Jan-Sep
	2014	2013	2014	2013	2014	2013	2014	2013
Total operating income, EURm	4,288	4,137	129	123	-93	-57	<b>4,324</b>	<b>4,203</b>
- of which internal transactions, EURm	-1,014	-1,088	-33	-35	-141	-92	<b>-1,188</b>	<b>-1,215</b>
Operating profit, EURm	1,885	1,637	10	35	-145	-90	<b>1,750</b>	<b>1,582</b>
Loans to the public, EURbn	215	208	8	8	-	-	<b>223</b>	<b>216</b>
Deposits and borrowings from the public, EURbn	105	103	4	3	-	-	<b>109</b>	<b>106</b>

	Corporate & Institutional Banking		Shipping, Offshore & Oil Services		Nordea Bank Russia		Capital Markets unallocated		Wholesale Banking Other <sup>4</sup>		Wholesale Banking Jan-Sep	
	Jan-Sep	Jan-Sep	Jan-Sep	Jan-Sep	Jan-Sep	Jan-Sep	Jan-Sep	Jan-Sep	Jan-Sep	Jan-Sep	Jan-Sep	Jan-Sep
	2014	2013	2014	2013	2014	2013	2014	2013	2014	2013	2014	2013
Total operating income, EURm	1,127	1,110	271	256	214	180	253	343	-3	27	<b>1,862</b>	<b>1,916</b>
- of which internal transactions, EURm	-111	-162	-49	-60	-24	-32	78	96	-67	-63	<b>-173</b>	<b>-221</b>
Operating profit, EURm	704	672	255	118	134	117	105	186	-40	-26	<b>1,158</b>	<b>1,067</b>
Loans to the public, EURbn	39	39	11	12	7	6	-	-	-	-	<b>57</b>	<b>57</b>
Deposits and borrowings from the public, EURbn	36	36	4	4	1	1	-	-	-	-	<b>41</b>	<b>41</b>

	Private Banking		Asset Management		Life & Pension unallocated		Wealth Management Other <sup>5</sup>		Wealth Management Jan-Sep	
	Jan-Sep	Jan-Sep	Jan-Sep	Jan-Sep	Jan-Sep	Jan-Sep	Jan-Sep	Jan-Sep	Jan-Sep	Jan-Sep
	2014	2013	2014	2013	2014	2013	2014	2013	2014	2013
Total operating income, EURm	601	537	418	357	381	390	-194	-177	<b>1,206</b>	<b>1,107</b>
- of which internal transactions, EURm	10	12	0	0	0	1	3	4	<b>13</b>	<b>17</b>
Operating profit, EURm	294	234	253	198	227	235	-155	-133	<b>619</b>	<b>534</b>
Loans to the public, EURbn	9	9	-	-	-	-	-	-	<b>9</b>	<b>9</b>
Deposits and borrowings from the public, EURbn	11	11	-	-	-	-	-	-	<b>11</b>	<b>11</b>

<sup>1</sup> Retail Banking Nordic includes banking operations in Denmark, Finland, Norway and Sweden.

<sup>2</sup> Retail Banking Baltic countries includes banking operations in Estonia, Latvia and Lithuania.

<sup>3</sup> Retail Banking Other includes the support areas Development & Projects, Distribution, Segments, Products and IT.

<sup>4</sup> Wholesale Banking Other includes the area International Units and the support areas Transaction Products, Segment CIB and IT.

<sup>5</sup> Wealth Management Other includes the area Savings and support areas, such as IT.

Note 2, continued

#### Reconciliation between total operating segments and financial statements

	Operating profit, EURm		Loans to the public, EURbn		Deposits and borrowings from the public, EURbn	
	Jan-Sep		30 Sep		30 Sep	
	2014	2013	2014	2013	2014	2013
Total operating segments	3,617	3,328	289	282	161	158
Group functions <sup>1</sup>	-105	-79	-	-	-	-
Unallocated items	-106	-1	72	50	44	36
Differences in accounting policies <sup>2</sup>	-239	-138	-1	11	0	6
<b>Total</b>	<b>3,167</b>	<b>3,110</b>	<b>360</b>	<b>343</b>	<b>205</b>	<b>200</b>

<sup>1</sup> Consists of Group Risk Management, Group Internal Audit, Group Identity & Communications, Group Human Resources and Group Executive Management.

<sup>2</sup> Impact from plan exchange rates used in the segment reporting. As from Q1 2014 the allocation principles has changed, which in addition leads to a difference between the measurement of the operating profit in the "Total operating segments" and the "Total Group". Comparative figures have been restated accordingly.

#### Measurement of operating segments' performance

The measurement principles and allocation between operating segments follow the information reported to the Chief Operating Decision Maker (CODM), as required by IFRS 8. In Nordea the CODM has been defined as Group Executive Management. The main differences compared to the section "Business areas" in this report are that the information for CODM is prepared using plan exchange rates and to that different allocation principles between operating segments have been applied.

Financial results are presented for the main business areas Retail Banking, Wholesale Banking and Wealth Management, with a further breakdown on operating segments, and the operating segment Group Corporate Centre. Other operating segments below the quantitative thresholds in IFRS 8 are included in Other operating segments. Group functions (and eliminations) as well as the result that is not fully allocated to any of the operating segments, are shown separately as reconciling items.

**Note 3 Net fee and commission income**

EURm	Q3 2014	Q2 2014	Q3 2013	Jan-Sep 2014	Jan-Sep 2013	Full year 2013
Asset management commissions	296	292	251	861	727	1,000
Life insurance	92	88	83	271	249	350
Brokerage, securities issues and corporate finance	59	72	66	216	216	296
Custody and issuer services	23	53	29	98	86	124
Deposits	11	10	13	30	37	50
Total savings and investments	481	515	442	1,476	1,315	1,820
Payments	98	101	106	302	307	417
Cards	147	130	131	400	381	508
Total payment and cards	245	231	237	702	688	925
Lending	124	126	130	387	386	510
Guarantees and documentary payments	45	44	37	135	136	187
Total lending related commissions	169	170	167	522	522	697
Other commission income	27	25	30	94	100	132
<b>Fee and commission income</b>	<b>922</b>	<b>941</b>	<b>876</b>	<b>2,794</b>	<b>2,625</b>	<b>3,574</b>
Savings and investments	-111	-85	-78	-278	-228	-322
Payments	-21	-21	-22	-63	-67	-90
Cards	-64	-62	-65	-184	-190	-259
State guarantee fees	-34	-32	-34	-101	-99	-132
Other commission expenses	-25	-33	-25	-89	-102	-129
<b>Fee and commission expenses</b>	<b>-255</b>	<b>-233</b>	<b>-224</b>	<b>-715</b>	<b>-686</b>	<b>-932</b>
<b>Net fee and commission income</b>	<b>667</b>	<b>708</b>	<b>652</b>	<b>2,079</b>	<b>1,939</b>	<b>2,642</b>

**Note 4 Net result from items at fair value**

EURm	Q3 2014	Q2 2014	Q3 2013	Jan-Sep 2014	Jan-Sep 2013	Full year 2013
Shares/participations and other share-related instruments	837	841	723	1,733	1,751	2,630
Interest-bearing securities and other interest-related instruments	195	1,177	128	2,327	-159	238
Other financial instruments	326	90	36	441	164	90
Foreign exchange gains/losses	-170	-318	206	-589	719	876
Investment properties	36	4	43	201	105	145
Change in technical provisions <sup>1</sup> , Life insurance	-798	-1,239	-635	-2,588	-643	-1,519
Change in collective bonus potential, Life insurance	-171	-213	-163	-538	-762	-978
Insurance risk income, Life insurance	57	49	51	157	153	202
Insurance risk expense, Life insurance	-21	-35	-43	-86	-122	-145
<b>Total</b>	<b>291</b>	<b>356</b>	<b>346</b>	<b>1,058</b>	<b>1,206</b>	<b>1,539</b>

**Of which Life insurance**

EURm	Q3 2014	Q2 2014	Q3 2013	Jan-Sep 2014	Jan-Sep 2013	Full year 2013
Shares/participations and other share-related instruments	444	894	637	1,393	1,569	2,418
Interest-bearing securities and other interest-related instruments	624	628	107	1,771	-178	30
Other financial instruments	5	-5	0	0	0	0
Foreign exchange gains/losses	-108	-31	62	-144	39	66
Investment properties	39	8	44	210	105	144
Change in technical provisions <sup>1</sup> , Life insurance	-798	-1,239	-635	-2,588	-643	-1,519
Change in collective bonus potential, Life insurance	-171	-213	-163	-538	-762	-978
Insurance risk income, Life insurance	57	49	51	157	153	202
Insurance risk expense, Life insurance	-21	-35	-43	-86	-122	-145
<b>Total</b>	<b>71</b>	<b>56</b>	<b>60</b>	<b>175</b>	<b>161</b>	<b>218</b>

<sup>1</sup> Premium income amounts to EUR 517m for Q3 2014 and EUR 1,665m for Jan-Sep 2014 (Q2 2014: EUR 547m, Q3 2013: EUR 537m, Jan-Sep 2013: 1,747m, Jan-Dec 2013: EUR 2,278m).



**Note 5 Other expenses**

	Q3	Q2	Q3	Jan-Sep	Jan-Sep	Full year
EURm	2014	2014	2013	2014	2013	2013
Information technology	-130	-127	-167	-401	-471	-671
Marketing and representation	-20	-26	-24	-74	-84	-116
Postage, transportation, telephone and office expenses	-40	-42	-43	-132	-147	-192
Rents, premises and real estate	-90	-124	-96	-301	-283	-373
Other	-98	-96	-111	-311	-370	-483
<b>Total</b>	<b>-378</b>	<b>-415</b>	<b>-441</b>	<b>-1,219</b>	<b>-1,355</b>	<b>-1,835</b>

**Note 6 Net loan losses**

	Q3	Q2	Q3	Jan-Sep	Jan-Sep	Full year
EURm	2014	2014	2013	2014	2013	2013
<b>Loan losses divided by class</b>						
Loans to credit institutions	23	0	0	23	0	1
Loans to the public	-141	-121	-173	-414	-575	-748
- of which provisions	-245	-228	-223	-742	-843	-1,131
- of which write-offs	-115	-151	-167	-425	-482	-709
- of which allowances used to cover write-offs	69	109	96	304	336	508
- of which reversals	126	129	102	388	359	508
- of which recoveries	24	20	19	61	55	76
Off-balance sheet items	6	-14	2	-14	20	12
<b>Total</b>	<b>-112</b>	<b>-135</b>	<b>-171</b>	<b>-405</b>	<b>-555</b>	<b>-735</b>

**Key ratios**

	Q3	Q2	Q3	Jan-Sep	Jan-Sep	Full year
	2014	2014	2013	2014	2013	2013
Loan loss ratio, basis points	12	16	20	15	21	21
- of which individual	12	15	18	15	20	20
- of which collective	0	1	2	0	1	1

**Note 7 Loans and impairment**

EURm	Total			
	30 Sep 2014	30 Jun 2014	31 Dec 2013	30 Sep 2013
Loans, not impaired	378,214	370,098	361,218	358,539
Impaired loans	6,538	6,409	6,564	6,644
- Performing	4,168	4,073	3,909	3,781
- Non-performing	2,370	2,336	2,655	2,863
<b>Loans before allowances</b>	<b>384,752</b>	<b>376,507</b>	<b>367,782</b>	<b>365,183</b>
Allowances for individually assessed impaired loans	-2,416	-2,391	-2,397	-2,457
- Performing	-1,447	-1,418	-1,372	-1,342
- Non-performing	-969	-973	-1,025	-1,115
Allowances for collectively assessed impaired loans	-437	-424	-422	-414
<b>Allowances</b>	<b>-2,853</b>	<b>-2,815</b>	<b>-2,819</b>	<b>-2,871</b>
<b>Loans, carrying amount</b>	<b>381,899</b>	<b>373,692</b>	<b>364,963</b>	<b>362,312</b>

EURm	Central banks and credit institutions				The public			
	30 Sep 2014	30 Jun 2014	31 Dec 2013	30 Sep 2013	30 Sep 2014	30 Jun 2014	31 Dec 2013	30 Sep 2013
Loans, not impaired	22,085	26,619	22,515	19,124	356,129	343,479	338,703	339,415
Impaired loans	-	24	24	24	6,538	6,385	6,540	6,620
- Performing	-	-	-	-	4,168	4,073	3,909	3,781
- Non-performing	-	24	24	24	2,370	2,312	2,631	2,839
<b>Loans before allowances</b>	<b>22,085</b>	<b>26,643</b>	<b>22,539</b>	<b>19,148</b>	<b>362,667</b>	<b>349,864</b>	<b>345,243</b>	<b>346,035</b>
Allowances for individually assessed impaired loans	-	-24	-24	-24	-2,416	-2,367	-2,373	-2,433
- Performing	-	-	-	-	-1,447	-1,418	-1,372	-1,342
- Non-performing	-	-24	-24	-24	-969	-949	-1,001	-1,091
Allowances for collectively assessed impaired loans	-2	-3	-3	-3	-435	-421	-419	-411
<b>Allowances</b>	<b>-2</b>	<b>-27</b>	<b>-27</b>	<b>-27</b>	<b>-2,851</b>	<b>-2,788</b>	<b>-2,792</b>	<b>-2,844</b>
<b>Loans, carrying amount</b>	<b>22,083</b>	<b>26,616</b>	<b>22,512</b>	<b>19,121</b>	<b>359,816</b>	<b>347,076</b>	<b>342,451</b>	<b>343,191</b>

EURm	30 Sep 2014	30 Jun 2014	31 Dec 2013	30 Sep 2013
Allowances for items on the balance sheet	-2,853	-2,815	-2,819	-2,871
Provisions for off balance sheet items	-75	-81	-61	-68
<b>Total allowances and provisions</b>	<b>-2,928</b>	<b>-2,896</b>	<b>-2,880</b>	<b>-2,939</b>

Key ratios	30 Sep 2014	30 Jun 2014	31 Dec 2013	30 Sep 2013
Impairment rate, gross, basis points	170	170	178	182
Impairment rate, net, basis points	107	107	113	115
Total allowance rate, basis points	74	75	77	79
Allowances in relation to impaired loans, %	37	37	37	37
Total allowances in relation to impaired loans, %	44	44	43	43
Non-performing, not impaired, EURm	318	334	418	350

**Note 8 Classification of financial instruments**

EURm	Loans and receivables	Held to maturity	Held for trading	Designated at fair value through profit or loss	Derivatives used for hedging	Available for sale	Total
<b>Financial assets</b>							
Cash and balances with central banks	26,149	-	-	-	-	-	26,149
Loans to central banks	8,263	-	287	-	-	-	8,550
Loans to credit institutions	6,877	-	6,629	27	-	-	13,533
Loans to the public	254,292	-	54,271	51,253	-	-	359,816
Interest-bearing securities	-	3,191	38,931	22,051	-	29,019	93,192
Financial instruments pledged as collateral	-	-	9,419	-	-	-	9,419
Shares	-	-	9,390	29,294	-	5	38,689
Derivatives	-	-	90,749	-	2,276	-	93,025
Fair value changes of the hedged items in portfolio hedge of interest rate risk	241	-	-	-	-	-	241
Other assets	6,449	-	-	8,082	-	-	14,531
Prepaid expenses and accrued income	1,435	-	95	19	-	-	1,549
<b>Total 30 Sep 2014</b>	<b>303,706</b>	<b>3,191</b>	<b>209,771</b>	<b>110,726</b>	<b>2,276</b>	<b>29,024</b>	<b>658,694</b>
Total 31 Dec 2013 <sup>1</sup>	304,996	5,359	166,073	105,551	1,947	28,006	611,932

EURm	Held for trading	Designated at fair value through profit or loss	Derivatives used for hedging	Other financial liabilities	Total
<b>Financial liabilities</b>					
Deposits by credit institutions	28,388	1,550	-	27,937	57,875
Deposits and borrowings from the public	32,360	10,953	-	161,371	204,684
Liabilities to policyholders, investment contracts	-	16,141	-	-	16,141
Debt securities in issue	7,594	40,856	-	142,762	191,212
Derivatives	83,402	-	1,581	-	84,983
Fair value changes of the hedged items in portfolio hedge of interest rate risk	-	-	-	3,067	3,067
Other liabilities	11,705	8,825	-	8,738	29,268
Accrued expenses and prepaid income	13	483	-	1,898	2,394
Subordinated liabilities	-	-	-	7,648	7,648
<b>Total 30 Sep 2014</b>	<b>163,462</b>	<b>78,808</b>	<b>1,581</b>	<b>353,421</b>	<b>597,272</b>
Total 31 Dec 2013 <sup>1</sup>	132,375	68,001	1,336	356,619	558,331

<sup>1</sup> The comparative figures have been restated to reflect a correction of the classification of liabilities linked to the development of assets in pooled schemes. The deposits have been moved from "Other financial liabilities" to "Designated at fair value through profit or loss". Corresponding assets have been moved from "Held for trading" to "Designated at fair value through profit or loss". There was no impact on the carrying amounts.

**Note 9 Fair value of financial assets and liabilities**

EURm	30 Sep 2014		31 Dec 2013	
	Carrying amount	Fair value	Carrying amount	Fair value
<b>Financial assets</b>				
Cash and balances with central banks	26,149	26,149	33,529	33,529
Loans	382,140	382,140	365,166	365,166
Interest-bearing securities	93,192	93,447	87,314	87,439
Financial instruments pledged as collateral	9,419	9,419	9,575	9,575
Shares	38,689	38,689	33,271	33,271
Derivatives	93,025	93,025	70,992	70,992
Other assets	14,531	14,531	10,179	10,179
Prepaid expenses and accrued income	1,549	1,549	1,906	1,906
<b>Total</b>	<b>658,694</b>	<b>658,949</b>	<b>611,932</b>	<b>612,057</b>
<b>Financial liabilities</b>				
Deposits and debt instruments	464,486	465,776	453,714	455,368
Liabilities to policyholders	16,141	16,141	13,737	13,737
Derivatives	84,983	84,983	65,924	65,924
Other liabilities	29,268	29,268	22,610	22,610
Accrued expenses and prepaid income	2,394	2,394	2,346	2,346
<b>Total</b>	<b>597,272</b>	<b>598,562</b>	<b>558,331</b>	<b>559,985</b>

The determination of fair value is described in the Annual report 2013, Note G42 "Assets and liabilities at fair value".

**Note 10 Financial assets and liabilities held at fair value on the balance sheet****Categorisation into the fair value hierarchy**

EURm	Quoted prices in active markets for the same instrument		Valuation technique using observable data		Valuation technique using non-observable data		Total
	(Level 1)	Of which Life	(Level 2)	Of which Life	(Level 3)	Of which Life	
<b>Assets at fair value on the balance sheet<sup>1</sup></b>							
Loans to central banks	-	-	287	-	-	-	287
Loans to credit institutions	-	-	6,656	-	-	-	6,656
Loans to the public	-	-	105,524	-	-	-	105,524
Interest-bearing securities <sup>2</sup>	58,887	12,441	40,111	7,250	370	69	99,368
Shares <sup>3</sup>	32,917	22,720	1,642	1,651	4,182	3,184	38,741
Derivatives	108	3	91,670	78	1,247	-	93,025
Other assets	-	-	8,082	-	-	-	8,082
Prepaid expenses and accrued income	-	-	114	-	-	-	114
<b>Total 30 Sep 2014</b>	<b>91,912</b>	<b>35,164</b>	<b>254,086</b>	<b>8,979</b>	<b>5,799</b>	<b>3,253</b>	<b>351,797</b>
Total 31 Dec 2013	87,475	30,764	208,347	8,362	5,755	2,946	301,577
<b>Liabilities at fair value on the balance sheet<sup>1</sup></b>							
Deposits by credit institutions	-	-	29,938	-	-	-	29,938
Deposits and borrowings from the public	-	-	43,313	-	-	-	43,313
Liabilities to policyholders	-	-	16,141	16,141	-	-	16,141
Debt securities in issue	40,856	-	7,594	-	-	-	48,450
Derivatives	127	-	83,378	124	1,478	-	84,983
Other liabilities	9,939	-	10,591	-	-	-	20,530
Accrued expenses and prepaid income	-	-	496	-	-	-	496
<b>Total 30 Sep 2014</b>	<b>50,922</b>	<b>-</b>	<b>191,451</b>	<b>16,265</b>	<b>1,478</b>	<b>-</b>	<b>243,851</b>
Total 31 Dec 2013	44,095	-	156,217	14,905	1,400	-	201,712

<sup>1</sup> All items are measured at fair value on a recurring basis at the end of each reporting period.

<sup>2</sup> Of which EUR 9,367m relates to the balance sheet item Financial instruments pledged as collateral.

<sup>3</sup> Of which EUR 52m relates to the balance sheet item Financial instruments pledged as collateral.

**Determination of fair values for items measured at fair value on the balance sheet**

For information about valuation techniques and inputs used in the fair value measurement, see the Annual report 2013, Note G42 "Assets and liabilities at fair value".

**Transfers between Level 1 and 2**

During the period, Nordea transferred interest-bearing securities (including such financial instruments pledged as collateral) of EUR 164m from Level 1 to Level 2 and EUR 1,037m from Level 2 to Level 1 of the fair value hierarchy. Nordea also transferred other liabilities of EUR 27m from Level 2 to Level 1. The reason for the transfers from Level 1 to Level 2 was that the instruments ceased to be actively traded during the period and fair values have now been obtained using valuation techniques with observable market inputs. The reason for the transfer from Level 2 to Level 1 was that the instruments have again been actively traded during the period and reliable quoted prices are obtained in the market. Transfers between levels are considered to have occurred at the end of the reporting period.

## Note 10, continued

## Movements in Level 3

EURm	Fair value gains/losses recognised in the income statement during the year			Recognised in OCI	Purchases / Issues	Sales	Settlements	Transfers into Level 3	Transfers out of Level 3	Translation differences	30 Sep
	1 Jan	Realised	Un-realised								
Interest-bearing securities	478	7	8	-3	169	-287	-2	-	-	-	370
- of which Life	104	5	4	-	19	-63	-	-	-	-	69
Shares	3,841	333	189	-	683	-824	-19	-	-25	4	4,182
- of which Life	2,842	246	165	-	638	-669	-13	-	-25	-	3,184
Derivatives (net)	37	-558	-268	-	-	-	558	-	-	-	-231
Other liabilities	1	-	-	-	-	-1	-	-	-	-	-
<b>Total 2014, net</b>	<b>4,355</b>	<b>-218</b>	<b>-71</b>	<b>-3</b>	<b>852</b>	<b>-1,110</b>	<b>537</b>	<b>-</b>	<b>-25</b>	<b>4</b>	<b>4,321</b>
Total 2013, net	4,824	383	-108	-	297	-1,071	331	-13	-46	-25	4,572

Unrealised gains and losses relate to those assets and liabilities held at the end of the reporting period. During the period Nordea transferred shares of EUR 25m from Level 3 to Level 2. The reason for the transfer from Level 3 to Level 2 was that observable market data became available. Transfers between levels are considered to have occurred at the end of the reporting period. Fair value gains and losses in the income statement during the period are included in "Net result from items at fair value". Assets and liabilities related to derivatives are presented net.

## The valuation processes for fair value measurements in Level 3

For information about valuation processes for fair value measurement in level 3, see the Annual report 2013 Note G42 "Assets and liabilities at fair value".

## Deferred day 1 profit

The transaction price for financial instruments in some cases differs from the fair value at initial recognition measured using a valuation model, mainly due to that the transaction price is not established in an active market. If there are significant unobservable inputs used in the valuation technique (Level 3), the financial instrument is recognised at the transaction price and any difference between the transaction price and fair value at initial recognition measured using a valuation model (Day 1 profit) is deferred. For more information see, the Annual report 2013 Note G1 "Accounting policies". The table below shows the aggregate difference yet to be recognised in the income statement at the beginning and end of the period and a reconciliation of how this aggregated difference has changed during the period (movement of deferred Day 1 profit).

## Deferred day 1 profit - Derivatives, net

EURm	2014	2013
Opening balance at 1 Jan	38	24
Deferred profit on new transactions	5	23
Recognised in the income statement during the period	-8	-9
<b>Closing balance at 30 Sep</b>	<b>35</b>	<b>38</b>

## Note 10, continued

## Valuation techniques and inputs used in the fair value measurements in Level 3

EURm	Fair value	Of which		Unobservable input	Range of fair value <sup>4</sup>
		Life <sup>1</sup>	Valuation techniques		
<b>Interest-bearing securities</b>					
Mortgage and other credit institutions <sup>2</sup>	244	9	Discounted cash flows	Credit spread	-8/8
Corporates	60	60	Discounted cash flows	Credit spread	-4/4
Other	66	-	-	-	-7/7
<b>Total 30 Sep 2014</b>	<b>370</b>	<b>69</b>			<b>-19/19</b>
Total 31 Dec 2013	478	104			-25/25
<b>Shares</b>					
Private equity funds	2,391	1,873	Net asset value <sup>3</sup>		
Hedge funds	449	177	Net asset value <sup>3</sup>		
Credit funds	506	407	Net asset value/market consensus <sup>3</sup>		
Other funds	595	570	Net asset value/Fund prices <sup>3</sup>		
Other	241	157	-		
<b>Total 30 Sep 2014</b>	<b>4,182</b>	<b>3,184</b>			<b>-376/380</b>
Total 31 Dec 2013	3,841	2,842			-381/381
<b>Derivatives, net</b>					
Interest rate derivatives	167	-	Option model	Correlations Volatilities	-7/5
Equity derivatives	-264	-	Option model	Correlations Volatilities Dividend	-16/9
Foreign exchange derivatives	-46	-	Option model	Correlations Volatilities	+/-0
Credit derivatives	-103	-	Credit derivative model	Correlations Recovery rates	-10/8
Other	15	-	Option model	Correlations Volatilities	+/-0
<b>Total 30 Sep 2014</b>	<b>-231</b>	<b>-</b>			<b>-33/22</b>
Total 31 Dec 2013	37	-			-31/25

<sup>1</sup> Investment in financial instruments is a major part of the life insurance business, acquired to fulfill the obligations behind the insurance- and investment contracts. The gains or losses on these instruments are almost exclusively allocated to policyholders and do consequently not affect Nordea's equity.

<sup>2</sup> Of which EUR 155m is priced at a credit spread (the difference between the discount rate and LIBOR) of 1.45% and a reasonable change of this credit spread would not affect the fair value due to callability features.

<sup>3</sup> The fair values are based on prices and net asset values delivered by external suppliers/custodians. The prices are fixed by the suppliers/custodians on the basis of the development in assets behind the investments. For private equity funds the dominant measurement methodology used by the suppliers/custodians is consistent with the International Private Equity and Venture Capital Valuation (IPEV) guidelines issued by the EVCA (European Venture Capital Association). Less than 15% of the private equity fund investments are internally adjusted/valued based on the IPEV guidelines. These carrying amounts are in a range of 0% to 95% compared to the values received from suppliers/custodians.

<sup>4</sup> The column "Range of fair value" shows the sensitivity of Level 3 financial instruments to changes in key assumptions. For more information see the Annual Report 2013, Note G42 "Assets and liabilities at fair value".

**Note 11 Capital adequacy**

These figures are according to part 8 of CRR, in Sweden implemented in FFFS 2014:12

**Summary of items included in own funds**

EURm	30 Sep 2014	31 Dec <sup>5</sup> 2013	30 Sep <sup>6</sup> 2013
Calculation of own funds			
Equity in the consolidated situation	26,548	28,429	26,884
Proposed/actual dividend	-	-1,734	-626
Common Equity Tier 1 capital before regulatory adjustments	26,548	26,695	26,258
Deferred tax assets	-	-68	-100
Intangible assets	-585	-2,987	-3,010
IRB provisions shortfall (-) <sup>1</sup>	-299	-369	-453
Deduction for investments in credit institutions (50%) <sup>2</sup>	-	-99	-95
Pension assets in excess of related liabilities <sup>3</sup>	-62	-	-
Other items, net	-2,793	-60	-92
Total regulatory adjustments to Common Equity Tier 1 capital	-3,739	-3,583	-3,750
<b>Common Equity Tier 1 capital (net after deduction)</b>	<b>22,809</b>	<b>23,112</b>	<b>22,508</b>
Additional Tier 1 capital before regulatory adjustments	2,739	1,949	1,976
Total regulatory adjustments to Additional Tier 1 capital	-	-617	-612
Additional Tier 1 capital	2,739	1,332	1,364
<b>Tier 1 capital (net after deduction)</b>	<b>25,548</b>	<b>24,444</b>	<b>23,872</b>
Tier 2 capital before regulatory adjustments	4,906	4,789	4,833
IRB provisions excess (+)/shortfall (-) <sup>1</sup>	-	-369	-453
Deduction for investments in credit institutions (50%) <sup>2</sup>	-	-99	-94
Deductions for investments in insurance companies	-517	-616	-613
Pension assets in excess of related liabilities	-	-190	-126
Other items, net	-	81	85
Total regulatory adjustments to Tier 2 capital	-517	-1,193	-1,201
Tier 2 capital	4,389	3,596	3,632
<b>Own funds (net after deduction)<sup>4</sup></b>	<b>29,937</b>	<b>28,040</b>	<b>27,504</b>

<sup>1</sup> Shortfall is now deducted 100% CET1, previously 50% T1, 50% T2.

<sup>2</sup> CRD III deducted 50% T1, 50% T2, CRD IV risk weighted with 250%.

<sup>3</sup> Based on conditional FSA approval.

<sup>4</sup> Own Funds adjusted for IRB provision, i.e. adjusted own funds equal EUR 30,236m by 30 Sep 2014.

<sup>5</sup> Including profit for the period.

<sup>6</sup> Including profit from Q2 2013.

**Own Funds including profit**

EURm	30 Sep 2014	31 Dec 2013	30 Sep 2013
Common Equity Tier 1 capital, including profit	23,759	23,112	22,975
Total Own Funds, including profit	30,886	28,040	27,971



## Note 11, continued

## Minimum capital requirement and REA

EURm	30 Sep 2014 Minimum Capital requirement	30 Sep 2014 REA	31 Dec 2013 Minimum Capital requirement	31 Dec 2013 REA	30 Sep 2013 Minimum Capital requirement	30 Sep 2013 REA
<b>Credit risk</b>	<b>9,929</b>	<b>124,107</b>	<b>10,376</b>	<b>129,705</b>	<b>10,841</b>	<b>135,513</b>
IRB	8,623	107,789	8,965	112,061	9,075	113,440
- of which corporate	6,068	75,851	6,787	84,844	6,844	85,555
- of which advanced	4,371	54,633	-	-	-	-
- of which foundation	1,697	21,218	6,787	84,844	6,844	85,555
- of which institutions	734	9,171	468	5,848	498	6,221
- of which retail	1,670	20,880	1,588	19,848	1,620	20,253
- of which other	151	1,887	122	1,521	113	1,411
Standardised	1,306	16,318	1,411	17,644	1,766	22,073
- of which central governments or central banks	65	807	20	258	23	290
- of which regional governments or local authorities	15	191	13	170	3	40
- of which public sector entities	1	14	3	32	-	-
- of which multilateral development banks	-	-	-	-	-	-
- of which international organisations	-	-	-	-	-	-
- of which institutions	22	282	49	611	36	449
- of which corporate	147	1,841	301	3,769	655	8,188
- of which retail	456	5,699	476	5,949	484	6,040
- of which secured by mortgages on immovable property	240	2,997	386	4,826	388	4,852
- of which in default	26	321	36	448	48	602
- of which associated with particularly high risk	53	659	-	-	-	-
- of which covered bonds	-	-	-	-	-	-
- of which institutions and corporates with a short-term credit assessment	-	-	-	-	-	-
- of which collective investments undertakings (CIU)	-	-	2	21	1	8
- of which equity	200	2,498	-	-	-	-
- of which other items	81	1,009	125	1,560	128	1,604
<b>Credit Value Adjustment Risk</b>	<b>217</b>	<b>2,709</b>	-	-	-	-
<b>Market risk</b>	<b>711</b>	<b>8,891</b>	<b>700</b>	<b>8,753</b>	<b>582</b>	<b>7,278</b>
- of which trading book, Internal Approach	421	5,266	410	5,131	334	4,177
- of which trading book, Standardised Approach	132	1,652	186	2,321	148	1,848
- of which banking book, Standardised Approach	158	1,973	104	1,301	100	1,253
<b>Operational risk</b>	<b>1,347</b>	<b>16,842</b>	<b>1,344</b>	<b>16,796</b>	<b>1,344</b>	<b>16,796</b>
Standardised	1,347	16,842	1,344	16,796	1,344	16,796
<b>Sub total</b>	<b>12,204</b>	<b>152,549</b>	<b>12,420</b>	<b>155,254</b>	<b>12,767</b>	<b>159,587</b>
<b>Adjustment for transitional rules</b>						
Additional capital requirement	5,741	71,759	4,318	53,969	4,143	51,787
<b>Total</b>	<b>17,945</b>	<b>224,308</b>	<b>16,738</b>	<b>209,223</b>	<b>16,910</b>	<b>211,374</b>

## Minimum Capital Requirement &amp; Buffers

Percentage	Minimum Capital requirement	Capital Buffers				Capital Buffers total	Total
		CCoB	CCyB	SII	SRB		
Common Equity Tier 1 capital	4.5	2.5	N/A	N/A	N/A	2.5	7.0
Tier 1 capital	6.0	2.5	N/A	N/A	N/A	2.5	8.5
Own funds	8.0	2.5	N/A	N/A	N/A	2.5	10.5
<b>EURm</b>							
Common Equity Tier 1 capital	6,865	3,814				3,814	10,678
Tier 1 capital	9,153	3,814				3,814	12,967
Own funds	12,204	3,814				3,814	16,018

## Common Equity Tier 1 available to meet Capital Buffers

Percentage points of REA	30 Sep 2014
Common Equity Tier 1 capital	10.5

## Note 11, continued

## Capital ratios

Percentage	30 Sep 2014	31 Dec 2013	30 Sep 2013
Common Equity Tier 1 capital ratio, including profit	15.6	14.9	14.4
Tier 1 ratio, including profit	17.4	15.7	15.3
Total capital ratio, including profit	20.2	18.1	17.5
Common Equity Tier 1 capital ratio, excluding profit	15.0	14.0	14.1
Tier 1 ratio, excluding profit	16.7	14.9	15.0
Total Capital ratio, excluding profit	19.6	17.2	17.2
<b>Leverage ratio<sup>1</sup></b>			30 Sep 2014
Tier 1 capital, transitional definition, EURm <sup>2</sup>			24,674
Leverage ratio exposure, EURm			580,221
Leverage ratio, percentage			4.3

<sup>1</sup> Leverage ratio presented is based on three month average according to local FSA reporting process.

<sup>2</sup> Excluding profit.

## Additional information on exposures for which internal models are used

	On-balance exposure, EURm	Off-balance exposure, EURm	Exposure value (EAD), EURm <sup>1</sup>	Of which EAD for off- balance, EURm	Exposure- weighted average risk weight:
Corporate, foundation IRB:	23,016	13,678	42,601	5,672	49.8
- of which rating grades 6	2,023	980	5,578	393	17.9
- of which rating grades 5	6,118	4,737	12,311	2,131	32.3
- of which rating grades 4	10,239	6,057	18,281	2,741	58.2
- of which rating grades 3	2,989	1,047	4,247	285	88.3
- of which rating grades 2	526	227	688	49	156.1
- of which rating grades 1	32	51	67	17	199.5
- of which unrated	447	454	584	40	109.9
- of which defaulted	642	125	845	16	0.0
Corporate, advanced IRB:	109,620	61,991	133,142	28,098	41.0
- of which rating grades 6	9,140	5,458	10,188	2,715	11.1
- of which rating grades 5	24,377	22,025	34,337	10,220	21.8
- of which rating grades 4	50,145	27,037	61,050	12,219	39.8
- of which rating grades 3	17,375	5,289	18,860	2,222	58.2
- of which rating grades 2	2,883	747	2,982	312	96.7
- of which rating grades 1	516	59	380	19	108.3
- of which unrated	791	842	1,093	391	72.1
- of which defaulted	4,393	534	4,252	-	156.9
Institutions, foundation IRB:	37,623	3,487	47,091	1,179	19.5
- of which rating grades 6	18,702	967	21,267	493	9.0
- of which rating grades 5	18,208	938	23,993	401	24.5
- of which rating grades 4	519	1,183	1,545	167	64.5
- of which rating grades 3	99	171	164	57	108.4
- of which rating grades 2	72	114	42	17	186.4
- of which rating grades 1	1	8	3	2	249.7
- of which unrated	22	106	77	42	150.7
- of which defaulted	-	-	-	-	-
Retail, of which secured by real estate:	135,290	6,317	139,764	4,475	8.9
- of which scoring grades A	87,950	5,084	91,540	3,590	3.3
- of which scoring grades B	26,116	781	26,732	616	7.8
- of which scoring grades C	11,646	260	11,809	162	15.5
- of which scoring grades D	4,164	109	4,227	63	29.8
- of which scoring grades E	2,711	61	2,739	29	52.7
- of which scoring grades F	1,157	7	1,161	4	77.9
- of which not scored	90	10	97	7	29.6
- of which defaulted	1,456	5	1,459	4	130.1
Retail, of which other retail:	20,884	9,282	26,063	6,162	32.4
- of which scoring grades A	7,455	4,962	10,415	3,229	9.3
- of which scoring grades B	5,619	2,036	6,830	1,448	20.7
- of which scoring grades C	3,257	1,191	3,827	813	34.8
- of which scoring grades D	1,576	628	1,868	397	47.5
- of which scoring grades E	1,393	234	1,456	141	54.0
- of which scoring grades F	612	75	626	52	83.4
- of which not scored	53	79	93	34	45.0
- of which defaulted	919	77	948	48	262.7
Other non credit-obligation assets:	2,240	7	1,908	3	98.9

Nordea does not have the following IRB exposure classes: equity exposures, items representing securitisation positions, central governments and central banks, qualifying revolving retail.

<sup>1</sup> Includes EAD for on-balance, off-balance, derivatives and securities financing.

**Note 12 Discontinued operations and disposal groups held for sale**

EURm	Q3 2014	Q3 2013	Jan-Sep 2014	Jan-Sep 2013	Full year 2013
Net interest income	0	38	28	117	154
Net fee and commission income	1	8	0	26	38
Other operating income	5	3	14	3	7
<b>Total operating income</b>	<b>6</b>	<b>49</b>	<b>42</b>	<b>146</b>	<b>199</b>
Total operating expenses	-5	-27	-46	-90	-118
Net loan losses	-1	-8	-5	-19	-26
<b>Operating profit</b>	<b>0</b>	<b>14</b>	<b>-9</b>	<b>37</b>	<b>55</b>
Income tax expense	-	-2	-1	-8	-13
<b>Net profit for the period from discontinued</b>	<b>0</b>	<b>12</b>	<b>-10</b>	<b>29</b>	<b>42</b>
Net result for the period recognised on the measurement at fair value	-	-	-19	1	1
Transaction and transition cost (including cost to sell)	-	-	-10	-34	-34
<b>Net profit for the period from discontinued operations after measurement at fair value less cost to sell</b>	<b>0</b>	<b>12</b>	<b>-39</b>	<b>-4</b>	<b>9</b>

Basic earnings per share from discontinued operations, EUR	0.00	0.00	-0.01	0.00	0.00
Diluted earnings per share from discontinued operations, EUR	0.00	0.00	-0.01	0.00	0.00

**Balance sheet - Condensed**

EURm	30 Sep 2014	30 Sep 2013	31 Dec 2013
<b>Assets</b>			
Loans to the public	-	6,334	6,144
Interest-bearing securities	-	1,335	1,534
Shares	-	344	385
Total other assets	-	562	832
<b>Total assets held for sale</b>	<b>-</b>	<b>8,575</b>	<b>8,895</b>
<b>Liabilities</b>			
Deposits by credit institutions	-	95	78
Deposits and borrowings from the public	-	2,887	3,384
Liabilities to policyholders	-	611	625
Total other liabilities	-	100	111
<b>Total liabilities held for sale</b>	<b>-</b>	<b>3,693</b>	<b>4,198</b>

Discontinued operations and assets/liabilities held for sale relate to Nordea's earlier announced decision to divest its Polish banking, financing and life insurance operations, including Nordea Bank Polska S.A., Nordea Finance Polska S.A. and Nordea Polska Towarzystwo Ubezpieczen na Zycie S.A., to PKO Bank Polski. All regulatory approvals were received and the transaction closed during the second quarter 2014, when also the operations were derecognised. As from the third quarter only the IT services still performed by Nordea are classified as discontinued operations. The disposal group is excluded from Note 2 "Segment reporting" as this is not part of the reporting to the Chief Operating Decision Maker (CODM). The majority of the business was previously reported in the Retail Banking Poland segment. The impact from discontinued operations on other comprehensive income can be found in the statement of comprehensive income.

As from the first quarter 2014 "Assets held for sale" also included the investment in the associated undertaking Nets Holding A/S. The reclassification followed Nordea's earlier announced divestment of its 20.7% stake. All approvals have been received and the sale was completed, and the investment derecognised, on 9 July 2014. As from the reclassification to "Assets held for sale" up until the derecognition the investment was held at the lower of fair value and carrying amount. The gain amounts to EUR 378m and has consequently been recognised during the third quarter.

**Note 13 Risks and uncertainties**

Nordea's revenue base reflects the Group's business with a large and diversified customer base, comprising household customers, corporate customers and financial institutions, representing different geographic areas and industries.

Nordea's main risk exposure is credit risk. The Group also assumes risks such as market risk, liquidity risk, operational risk and life insurance risk. For further information on risk composition, see the Annual Report.

The financial crisis and the deteriorated macroeconomic situation have not had any material impact on Nordea's financial position. However, the macroeconomic development remains uncertain.

None of the above exposures and risks is expected to have any significant adverse effect on the Group or its financial position in the medium term.

Within the framework of the normal business operations, the Group faces claims in civil lawsuits and other disputes, most of which involve relatively limited amounts. None of these disputes are considered likely to have any significant adverse effect on the Group or its financial position in the next six months.

## Business definitions

### *Return on equity*

Net profit for the year excluding non-controlling interests as a percentage of average equity for the year. Average equity including net profit for the year and dividend until paid, non-controlling interests excluded.

### *Total shareholders return (TSR)*

Total shareholders return measured as growth in the value of a shareholding during the year, assuming the dividends are reinvested at the time of the payment to purchase additional shares.

### *Risk-adjusted profit*

Risk-adjusted profit is defined as total income minus total operating expenses, minus Expected losses and standard tax. In addition, Risk-adjusted profit excludes major non-recurring items.

### *Tier 1 capital*

The Tier 1 capital of an institution consists of the sum of the Common Equity Tier 1 capital and Additional Tier 1 capital of the institution. Common equity Tier 1 includes consolidated shareholders' equity excluding investments in insurance companies, proposed dividend, deferred tax assets, intangible assets in the banking operations, the full expected shortfall deduction (the negative difference between expected losses and provisions) and finally other deductions such as cash flow hedges.

### *Tier 1 capital ratio*

Tier 1 capital as a percentage of risk exposure amount. The Common equity tier 1 capital ratio is calculated as Common equity tier 1 capital as a percentage of risk exposure amount.

### *Loan loss ratio*

Net loan losses (annualised) divided by quarterly closing balance of loans to the public (lending).

### *Impairment rate, gross*

Individually assessed impaired loans before allowances divided by total loans before allowances.

### *Impairment rate, net*

Individually assessed impaired loans after allowances divided by total loans before allowances.

### *Total allowance rate*

Total allowances divided by total loans before allowances.

### *Allowances in relation to impaired loans*

Allowances for individually assessed impaired loans divided by individually assessed impaired loans before allowances.

### *Total allowances in relation to impaired loans (provisioning ratio)*

Total allowances divided by total impaired loans before allowances.

### *Non-performing, not impaired*

Past due loans, not impaired due to future cash flows (included in Loans, not impaired).

### *Expected losses*

Expected losses reflect the normalised loss level of the individual loan exposure over a business cycle as well as various portfolios.

### *Economic capital*

Economic Capital is Nordea's internal estimate of required capital and measures the capital required to cover unexpected losses in the course of its business with a certain probability. EC uses advanced internal models to provide a consistent measurement for Credit Risk, Market Risk, Operational Risk, Business Risk and Life Insurance Risk arising from activities in Nordea's various business areas. The aggregation of risks across the group gives rise to diversification effects resulting from the differences in risk drivers and the improbability that unexpected losses occur simultaneously.

### *RAROCAR*

RAROCAR, % (Risk-adjusted return on capital at risk) is defined as Risk-adjusted profit relative to Economic capital.

For a list of further business definitions, see the Annual Report.

## Nordea Bank AB (publ)

### Accounting policies

The financial statements for the parent company, Nordea Bank AB (publ), are prepared in accordance with the Swedish Annual Accounts Act for Credit Institutions and Securities Companies (1995:1559) and IFRS with the amendments and exceptions following the recommendation RFR 2 "Accounting for Legal Entities" issued by the Swedish Financial Reporting Board and the accounting regulations of the Swedish Financial Supervisory Authority (FFFS 2008:25, with amendments in FFFS 2009:11, 2011:54, 2013:2, 2013:24 and 2014:18). Under RFR 2, the parent company shall apply all standards and interpretations issued by the IASB and IFRS IC to the extent possible within the framework of Swedish accounting legislation and considering the close tie between financial reporting and taxation. The recommendation sets out the exceptions and amendments compared to IFRS.

The disclosures in this interim report follow the interim reporting requirements in the Swedish Annual Accounts Act for Credit Institutions and Securities Companies (1995:1559) and the accounting regulations of the Swedish Financial Supervisory Authority (FFFS 2008:25, with amendments in FFFS 2009:11, 2011:54, 2013:2, 2013:24 and 2014:18). More information can be found in the Group's interim report.

### Changed accounting policies and presentation

The accounting policies, basis for calculations and presentation are, in all material aspects, unchanged in comparison with the 2013 Annual Report.

The Swedish Financial Supervisory Authority has issued amendments to FFFS 2008:25 in FFFS 2013:24 and 2014:18 and the Swedish Financial Reporting Board has issued amendments to RFR 2 "Accounting for Legal Entities". The new requirement in FFFS 2013:24 for disclosing maturity information was early adopted as from 1 January 2013. FFFS 2014:18 was implemented during the third quarter 2014 and changed the capital adequacy disclosures (presented in Note 1 "Capital adequacy"). Other amendments in FFFS 2013:24 and RFR 2 have been adopted as from 1 January 2014 but have not had any significant impact on Nordea.

Forthcoming changes in IFRS not yet implemented by the parent company can be found in the section "Impact on capital adequacy from new or amended IFRS standards" in Note 1 for the Group. The conclusions within this section are also where applicable relevant for the parent company.

## Nordea Bank AB (publ)

### Income statement

EURm	Q3 2014	Q3 2013	Jan-Sep 2014	Jan-Sep 2013	Full year 2013
<b>Operating income</b>					
<i>Interest income</i>	477	533	1,497	1,640	2,140
<i>Interest expense</i>	-306	-382	-1,001	-1,142	-1,499
Net interest income	171	151	496	498	641
<i>Fee and commission income</i>	267	256	810	915	1,259
<i>Fee and commission expense</i>	-64	-55	-199	-183	-250
Net fee and commission income	203	201	611	732	1,009
Net result from items at fair value	15	36	106	77	131
Dividends	8	-	359	300	1,827
Other operating income	138	163	751	476	674
<b>Total operating income</b>	<b>535</b>	<b>551</b>	<b>2,323</b>	<b>2,083</b>	<b>4,282</b>
<b>Operating expenses</b>					
General administrative expenses:					
Staff costs	-256	-239	-800	-737	-982
Other expenses	-204	-237	-664	-715	-1,018
Depreciation, amortisation and impairment charges of tangible and intangible assets	-164	-26	-229	-74	-109
<b>Total operating expenses</b>	<b>-624</b>	<b>-502</b>	<b>-1,693</b>	<b>-1,526</b>	<b>-2,109</b>
<b>Profit before loan losses</b>	<b>-89</b>	<b>49</b>	<b>630</b>	<b>557</b>	<b>2,173</b>
Net loan losses	-19	-1	-60	-56	-124
Impairment of securities held as financial non-current assets	-	-	-	0	-4
<b>Operating profit</b>	<b>-108</b>	<b>48</b>	<b>570</b>	<b>501</b>	<b>2,045</b>
Appropriations	-	-	-	-	102
Income tax expense	0	-16	-12	-58	-192
<b>Net profit for the period</b>	<b>-108</b>	<b>32</b>	<b>558</b>	<b>443</b>	<b>1,955</b>

## Nordea Bank AB (publ)

### Balance sheet

EURm	30 Sep 2014	31 Dec 2013	30 Sep 2013
<b>Assets</b>			
Cash and balances with central banks	566	45	39
Treasury bills	4,864	4,953	6,758
Loans to credit institutions	88,896	80,917	77,017
Loans to the public	41,753	34,155	34,912
Interest-bearing securities	11,864	11,128	11,702
Financial instruments pledged as collateral	459	737	349
Shares	6,287	5,351	6,131
Derivatives	4,965	4,219	4,218
Fair value changes of the hedged items in portfolio hedge of interest rate risk	-14	-11	4
Investments in group undertakings	17,483	17,723	17,666
Investments in associated undertakings	7	7	7
Intangible assets	700	729	712
Property and equipment	139	118	120
Deferred tax assets	27	28	21
Current tax assets	197	0	116
Other assets	1,533	2,533	923
Prepaid expenses and accrued income	1,018	1,291	1,128
<b>Total assets</b>	<b>180,744</b>	<b>163,923</b>	<b>161,823</b>
<b>Liabilities</b>			
Deposits by credit institutions	30,820	17,500	19,541
Deposits and borrowings from the public	50,051	47,531	48,272
Debt securities in issue	64,650	62,961	60,874
Derivatives	3,884	3,627	3,308
Fair value changes of the hedged items in portfolio hedge of interest rate risk	1,215	715	826
Current tax liabilities	6	11	3
Other liabilities	2,315	4,173	2,814
Accrued expenses and prepaid income	1,166	1,150	1,246
Deferred tax liabilities	0	10	10
Provisions	238	184	163
Retirement benefit obligations	171	166	177
Subordinated liabilities	7,416	5,971	6,049
<b>Total liabilities</b>	<b>161,932</b>	<b>143,999</b>	<b>143,283</b>
<b>Untaxed reserves</b>	<b>3</b>	<b>3</b>	<b>107</b>
<b>Equity</b>			
Share capital	4,050	4,050	4,050
Share premium reserve	1,080	1,080	1,080
Other reserves	1	-2	13
Retained earnings	13,678	14,793	13,290
<b>Total equity</b>	<b>18,809</b>	<b>19,921</b>	<b>18,433</b>
<b>Total liabilities and equity</b>	<b>180,744</b>	<b>163,923</b>	<b>161,823</b>
Assets pledged as security for own liabilities	3,558	2,454	3,249
Other assets pledged	7,097	7,033	5,965
Contingent liabilities	70,087	70,385	85,406
Credit commitments <sup>1</sup>	25,317	26,713	27,183

<sup>1</sup> Including unutilised portion of approved overdraft facilities of EUR 14,963m (31 Dec 2013: EUR 12,845m, 30 Sep 2013: EUR 12,461m).



**Note 1 Capital adequacy**

These figures are according to part 8 of CRR, in Sweden implemented in FFFS 2014:12

**Summary of items included in own funds**

EURm	30 Sep 2014	31 Dec <sup>5</sup> 2013	30 Sep <sup>6</sup> 2013
Calculation of own funds			
Equity	18,253	19,923	18,421
Proposed/actual dividend	-	-1,734	-938
Common Equity Tier 1 capital before regulatory adjustments	18,253	18,189	17,483
Deferred tax assets	-7	-28	-21
Intangible assets	-382	-729	-711
IRB provisions shortfall (-) <sup>1</sup>	-	-81	-54
Deduction for investments in credit institutions (50%) <sup>2</sup>	-	-	-
Pension assets in excess of related liabilities <sup>3</sup>	-	-	-
Other items, net	-479	-	-
Total regulatory adjustments to Common Equity Tier 1 capital	-868	-838	-786
<b>Common Equity Tier 1 capital (net after deduction)</b>	<b>17,385</b>	<b>17,351</b>	<b>16,697</b>
Additional Tier 1 capital before regulatory adjustments	2,757	1,949	1,976
Total regulatory adjustments to Additional Tier 1 capital	-	-	-
Additional Tier 1 capital	2,757	1,949	1,976
<b>Tier 1 capital (net after deduction)</b>	<b>20,142</b>	<b>19,300</b>	<b>18,673</b>
Tier 2 capital before regulatory adjustments	4,665	4,143	4,141
IRB provisions excess (+)/shortfall (-) <sup>1</sup>	52	-81	-54
Deduction for investments in credit institutions (50%) <sup>2</sup>	-	-	-
Deductions for investments in insurance companies	-518	-	-
Pension assets in excess of related liabilities	-	-	-
Other items, net	-	-	35
Total regulatory adjustments to Tier 2 capital	-466	-81	-19
Tier 2 capital	4,199	4,062	4,122
<b>Own funds (net after deduction)<sup>4</sup></b>	<b>24,341</b>	<b>23,362</b>	<b>22,795</b>

<sup>1</sup> Shortfall is now deducted 100% CET1, previously 50% T1, 50% T2.

<sup>2</sup> CRD III deducted 50% T1, 50% T2, CRD IV risk weighted with 250%.

<sup>3</sup> Based on conditional FSA approval.

<sup>4</sup> Own Funds adjusted for IRB provision, i.e. Basel I Own funds EUR 24,341m by 30 Sep 2014.

<sup>5</sup> Including profit for the period.

<sup>6</sup> Including profit for Q3 2013.

**Own Funds including profit**

EURm	30 Sep 2014	31 Dec 2013	30 Sep 2013
Common Equity Tier 1 capital, including profit	17,607	17,352	16,697
Total Own Funds, including profit	24,563	23,362	22,795

## Note 1, continued

## Minimum capital requirement and REA

EURm	30 Sep	30 Sep	31 Dec	31 Dec	30 Sep	30 Sep
	2014	2014	2013	2013	2013	2013
	Minimum Capital requirement	REA	Minimum Capital requirement	REA	Minimum Capital requirement	REA
<b>Credit risk</b>	<b>5,959</b>	<b>74,489</b>	<b>6,296</b>	<b>78,700</b>	<b>6,522</b>	<b>81,529</b>
IRB	2,827	35,342	3,428	42,854	3,661	45,765
- of which corporate	2,342	29,285	3,100	38,749	3,307	41,335
- of which advanced	1,629	20,366	-	-	-	-
- of which foundation	713	8,919	3,100	38,749	3,307	41,335
- of which institutions	265	3,307	105	1,318	137	1,710
- of which retail	169	2,111	180	2,254	188	2,350
- of which other	51	639	43	533	29	370
Standardised	3,132	39,147	2,868	35,846	2,861	35,764
- of which central governments or central banks	7	91	2	26	2	27
- of which regional governments or local authorities	1	8	-	-	-	-
- of which public sector entities	-	-	-	-	-	-
- of which multilateral development banks	-	-	-	-	-	-
- of which international organisations	-	-	-	-	-	-
- of which institutions	1,317	16,458	1,290	16,126	1,290	16,128
- of which corporate	80	994	53	664	49	616
- of which retail	28	355	-	1	-	1
- of which retail	202	2,523	101	1,258	102	1,267
- of which in default	5	61	-	1	-	2
- of which associated with particularly high risk	-	-	-	-	-	-
- of which covered bonds	-	-	1	6	1	14
- of which institutions and corporates with a short-term credit	-	-	-	-	-	-
- of which collective investments undertakings (CIU)	-	-	-	-	-	-
- of which equity	1,486	18,578	-	-	-	-
- of which other items	6	79	1,421	17,764	1,417	17,709
<b>Credit Value Adjustment Risk</b>	<b>15</b>	<b>185</b>	<b>-</b>	<b>-</b>	<b>-</b>	<b>-</b>
<b>Market risk</b>	<b>233</b>	<b>2,912</b>	<b>128</b>	<b>1,596</b>	<b>78</b>	<b>972</b>
- of which trading book, Internal Approach	49	606	34	429	23	288
- of which trading book, Standardised Approach	7	90	5	59	5	58
- of which banking book, Standardised Approach	177	2,216	89	1,108	50	626
<b>Operational risk</b>	<b>322</b>	<b>4,028</b>	<b>250</b>	<b>3,121</b>	<b>250</b>	<b>3,121</b>
Standardised	322	4,028	250	3,121	250	3,121
<b>Sub total</b>	<b>6,529</b>	<b>81,614</b>	<b>6,674</b>	<b>83,417</b>	<b>6,850</b>	<b>85,622</b>
<b>Adjustment for transitional rules</b>						
Additional capital requirement according to transitional rules	-	-	-	-	-	-
<b>Total</b>	<b>6,529</b>	<b>81,614</b>	<b>6,674</b>	<b>83,417</b>	<b>6,850</b>	<b>85,622</b>

## Minimum Capital Requirement &amp; Buffers

Percentage	Minimum Capital requirement	Buffers				Capital Buffers total	Total
		CCoB	CCyB	SII	SRB		
Common Equity Tier 1 capital	4.5	2.5	N/A	N/A	N/A	2.5	7.0
Tier 1 capital	6.0	2.5	N/A	N/A	N/A	2.5	8.5
Own funds	8.0	2.5	N/A	N/A	N/A	2.5	10.5
<b>EURm</b>							
Common Equity Tier 1 capital	3,673	2,040				2,040	5,713
Tier 1 capital	4,897	2,040				2,040	6,937
Own funds	6,529	2,040				2,040	8,569

## Common Equity Tier 1 available to meet Capital Buffers

Percentage points of REA	30 Sep
Common Equity Tier 1 capital	16.8

## Note 1, continued

## Capital ratios

Percentage	30 Sep 2014	31 Dec 2013	30 Sep 2013
Common Equity Tier 1 capital ratio, including profit	21.6	20.8	19.5
Tier 1 ratio, including profit	25.0	23.1	21.8
Total Capital ratio, including profit	30.1	28.0	26.6
Common Equity Tier 1 capital ratio, excluding profit	21.3	20.5	19.5
Tier 1 ratio, excluding profit	24.7	22.9	21.8
Total Capital ratio, excluding profit	29.8	27.7	26.6

Leverage ratio<sup>1</sup>

	30 Sep 2014
Tier 1 capital, transitional definition, EURm <sup>2</sup>	19,384
Leverage ratio exposure, EURm	224,012
Leverage ratio, percentage	8.7

<sup>1</sup> Leverage ratio and volumes presented is based on three month average according to local FSA reporting process.

<sup>2</sup> Excluding profit.

## Additional information on exposures for which internal models are used

	On-balance exposure, EURm	Off-balance exposure, EURm	Exposure value (EAD), EURm <sup>1</sup>	Of which EAD for off- balance, EURm	Exposure- weighted average risk weight:
Corporate, foundation IRB:	5,762	11,960	16,912	11,200	52.7
- of which rating grades 6	1,581	462	1,917	335	19.7
- of which rating grades 5	1,662	3,340	4,726	3,048	33.1
- of which rating grades 4	1,729	6,467	7,931	6,212	59.8
- of which rating grades 3	388	1,310	1,631	1,264	96.5
- of which rating grades 2	131	241	328	223	164.0
- of which rating grades 1	3	61	47	44	232.6
- of which unrated	6	11	15	8	121.4
- of which defaulted	262	68	317	66	0.0
Corporate, advanced IRB:	21,806	36,451	47,126	26,115	43.2
- of which rating grades 6	714	2,227	1,801	1,229	13.1
- of which rating grades 5	5,399	11,757	12,914	7,524	24.1
- of which rating grades 4	11,514	16,827	23,796	12,776	43.3
- of which rating grades 3	3,348	4,269	6,966	3,639	68.1
- of which rating grades 2	388	537	783	517	113.5
- of which rating grades 1	23	60	82	59	132.8
- of which unrated	137	609	435	304	81.3
- of which defaulted	283	165	349	67	178.7
Institutions, foundation IRB:	15,082	869	16,674	354	19.8
- of which rating grades 6	9,255	260	9,672	64	8.5
- of which rating grades 5	5,594	261	6,557	78	32.9
- of which rating grades 4	173	309	396	209	69.9
- of which rating grades 3	46	35	40	1	93.0
- of which rating grades 2	8	-	-	-	207.3
- of which rating grades 1	-	-	-	-	0.0
- of which unrated	6	4	9	2	155.6
- of which defaulted	-	-	-	-	-
Retail, of which secured by real estate:	1,153	358	1,403	250	12.0
- of which scoring grades A	437	152	544	107	3.4
- of which scoring grades B	368	110	444	76	7.7
- of which scoring grades C	203	71	253	50	14.9
- of which scoring grades D	84	19	97	13	28.0
- of which scoring grades E	30	3	32	2	46.7
- of which scoring grades F	17	2	19	1	70.4
- of which not scored	1	1	1	1	23.4
- of which defaulted	13	-	13	-	179.3
Retail, of which other retail:	3,434	2,652	5,188	1,757	37.4
- of which scoring grades A	1,000	1,437	1,965	966	11.4
- of which scoring grades B	1,189	641	1,615	427	24.1
- of which scoring grades C	633	344	852	220	40.7
- of which scoring grades D	287	158	386	99	55.2
- of which scoring grades E	137	43	164	27	64.1
- of which scoring grades F	75	14	84	9	93.6
- of which not scored	7	5	10	3	58.3
- of which defaulted	106	10	112	6	516.2
Other non credit-obligation assets:	639	-	639	-	100.0

Nordea does not have the following IRB exposure classes: equity exposures, items representing securitisation positions, central governments and central banks, qualifying revolving retail.

<sup>1</sup>Includes EAD for on-balance, off-balance, derivatives and securities financing.

**ANNEX 6**  
**UNAUDITED CONSOLIDATED INTERIM FINANCIAL STATEMENTS OF NBF FOR THE**  
**SIX MONTHS ENDED 30 JUNE 2014**

## Income statement

EURm	Note	Jan-Jun 2014	Jan-Jun 2013	Full year 2013
<b>Operating income</b>				
<i>Interest income</i>		923	909	1,849
<i>Interest expense</i>		-328	-343	-666
Net interest income		595	566	1,183
<i>Fee and commission income</i>		400	369	759
<i>Fee and commission expense</i>		-360	-459	-872
Net fee and commission income	3	40	-90	-113
Net result from items at fair value	4	556	623	1,114
Profit from companies accounted for under the equity method		1	6	8
Other operating income		27	17	32
<b>Total operating income</b>		<b>1,219</b>	<b>1,122</b>	<b>2,224</b>
<b>Operating expenses</b>				
General administrative expenses:				
Staff costs		-296	-279	-553
Other expenses		-221	-230	-466
Depreciation, amortisation and impairment charges of tangible and intangible assets		-21	-20	-40
<b>Total operating expenses</b>		<b>-538</b>	<b>-529</b>	<b>-1,059</b>
<b>Profit before loan losses</b>		<b>681</b>	<b>593</b>	<b>1,165</b>
Net loan losses	6	-49	-36	-53
Impairment of securities held as financial non-current assets		-	-	1
<b>Operating profit</b>		<b>632</b>	<b>557</b>	<b>1,113</b>
Income tax expense		-126	-139	-285
<b>Net profit for the period</b>		<b>506</b>	<b>418</b>	<b>828</b>
<b>Attributable to:</b>				
Shareholders of Nordea Bank Finland Plc		506	417	828
Non-controlling interests		-	1	-
<b>Total</b>		<b>506</b>	<b>418</b>	<b>828</b>

## Statement of comprehensive income

EURm	Jan-Jun 2014	Jan-Jun 2013	Full year 2013
<b>Net profit for the period</b>	<b>506</b>	<b>418</b>	<b>828</b>
<b>Items that may be reclassified subsequently to the income statement</b>			
Currency translation differences during the period	0	0	-3
Available-for-sale investments <sup>1</sup> :			
-Valuation gains/losses during the period	13	13	3
-Tax on valuation gains/losses during the period	-3	-2	1
Cash flow hedges:			
-Valuation gains/losses during the period	-27	16	36
-Tax on valuation gains/losses during the period	5	-4	-9
<b>Items that may not be reclassified subsequently to the income statement</b>			
Defined benefit plans:			
-Remeasurement of defined benefit plans	-58	1	73
-Tax on remeasurement of defined benefit plans	12	0	-17
<b>Other comprehensive income, net of tax</b>	<b>-58</b>	<b>24</b>	<b>84</b>
<b>Total comprehensive income</b>	<b>448</b>	<b>442</b>	<b>912</b>
<b>Attributable to:</b>			
Shareholders of Nordea Bank Finland Plc	448	441	912
Non-controlling interests	-	1	-
<b>Total</b>	<b>448</b>	<b>442</b>	<b>912</b>

<sup>1</sup>Valuation gains/losses related to hedged risks under fair value hedge accounting are accounted for directly in the income statement.

## Balance sheet

EURm	Note	30 Jun 2014	31 Dec 2013	30 Jun 2013
<b>Assets</b>				
Cash and balances with central banks		23,038	30,904	25,837
Loans to central banks	7	1,663	657	745
Loans to credit institutions	7	44,117	35,110	42,847
Loans to the public	7	110,951	113,779	108,379
Interest-bearing securities		36,817	34,246	31,192
Financial instruments pledged as collateral		9,532	9,739	7,959
Shares		895	680	747
Derivatives		78,467	70,234	78,182
Fair value changes of the hedged items in portfolio hedge of interest rate risk		77	58	74
Investments in associated undertakings		37	59	65
Intangible assets		95	100	103
Property and equipment		91	94	93
Investment property		2	113	104
Deferred tax assets		35	5	45
Current tax assets		0	1	0
Retirement benefit assets		133	133	81
Other assets		10,996	8,277	9,393
Prepaid expenses and accrued income		577	572	752
<b>Total assets</b>		<b>317,523</b>	<b>304,761</b>	<b>306,598</b>
<b>Liabilities</b>				
Deposits by credit institutions		87,323	79,426	87,938
Deposits and borrowings from the public		76,936	80,909	72,982
Debt securities in issue		44,782	47,130	42,849
Derivatives		73,287	67,109	74,580
Fair value changes of the hedged items in portfolio hedge of interest rate risk		672	369	414
Current tax liabilities		10	8	10
Other liabilities		23,771	18,855	17,248
Accrued expenses and prepaid income		850	866	921
Deferred tax liabilities		53	53	58
Provisions		101	72	76
Retirement benefit obligations		76	21	50
Subordinated liabilities		447	429	427
<b>Total liabilities</b>		<b>308,308</b>	<b>295,247</b>	<b>297,553</b>
<b>Equity</b>				
Non-controlling interests		1	1	3
Share capital		2,319	2,319	2,319
Share premium reserve		599	599	599
Other reserves		2,817	2,875	2,812
Retained earnings		3,479	3,720	3,312
<b>Total equity</b>		<b>9,215</b>	<b>9,514</b>	<b>9,045</b>
<b>Total liabilities and equity</b>		<b>317,523</b>	<b>304,761</b>	<b>306,598</b>
Assets pledged as security for own liabilities		36,368	35,061	32,137
Other assets pledged		6,721	4,393	6,112
Contingent liabilities		14,470	15,836	16,271
Credit commitments <sup>1</sup>		16,269	15,882	15,963
Other commitments		395	721	651

<sup>1</sup> Including unutilised portion of approved overdraft facilities of EUR 11,012m (31 Dec 2013: EUR 8,302m, 30 Jun 2013: EUR 8,210m).

## Statement of changes in equity

### Attributable to shareholders of Nordea Bank Finland Plc

EURm	Other reserves:							Total	Non-control- ling interests	Total equity
	Share capital <sup>1</sup>	Share premium reserve	Other reserves	Cash flow hedges	Available- for-sale invest- ments	Defined benefit plans	Retained earnings			
<b>Balance at 1 Jan 2014</b>	<b>2,319</b>	<b>599</b>	<b>2,848</b>	<b>-8</b>	<b>17</b>	<b>18</b>	<b>3,720</b>	<b>9,513</b>	<b>1</b>	<b>9,514</b>
Total comprehensive income				-22	10	-46	506	<b>448</b>	-	<b>448</b>
Share-based payments							2	<b>2</b>		<b>2</b>
Dividend for 2013							-750	<b>-750</b>		<b>-750</b>
Other changes							1	<b>1</b>		<b>1</b>
<b>Balance at 30 Jun 2014</b>	<b>2,319</b>	<b>599</b>	<b>2,848</b>	<b>-30</b>	<b>27</b>	<b>-28</b>	<b>3,479</b>	<b>9,214</b>	<b>1</b>	<b>9,215</b>

### Attributable to shareholders of Nordea Bank Finland Plc

EURm	Other reserves:							Total	Non-control- ling interests	Total equity
	Share capital <sup>1</sup>	Share premium reserve	Other reserves	Cash flow hedges	Available- for-sale invest- ments	Defined benefit plans	Retained earnings			
<b>Balance at 1 Jan 2013</b>	<b>2,319</b>	<b>599</b>	<b>2,848</b>	<b>-35</b>	<b>13</b>	<b>-38</b>	<b>3,507</b>	<b>9,213</b>	<b>4</b>	<b>9,217</b>
Total comprehensive income			0	27	4	56	825	912	-	912
Share-based payments							2	<b>2</b>		<b>2</b>
Dividend for 2012							-625	<b>-625</b>		<b>-625</b>
Other changes							11	<b>11</b>	-3	<b>8</b>
<b>Balance at 31 Dec 2013</b>	<b>2,319</b>	<b>599</b>	<b>2,848</b>	<b>-8</b>	<b>17</b>	<b>18</b>	<b>3,720</b>	<b>9,513</b>	<b>1</b>	<b>9,514</b>

<sup>1</sup> Total shares registered were 1,030.8 million (31 Dec 2013: 1,030.8 million, 30 Jun 2013: 1,030.8 million).



## Statement of changes in equity, *continued*

Attributable to shareholders of Nordea Bank Finland Plc										
EURm	Share capital <sup>1</sup>	Share premium reserve	Other reserves	Other reserves:			Retained earnings	Total	Non-control-ling interests	Total equity
				Cash flow hedges	Available-for-sale invest-ments	Defined benefit plans				
<b>Balance at 1 Jan 2013</b>	<b>2,319</b>	<b>599</b>	<b>2,848</b>	<b>-35</b>	<b>13</b>	<b>-38</b>	<b>3,507</b>	<b>9,213</b>	<b>4</b>	<b>9,217</b>
Total comprehensive income				12	11	1	417	441	1	442
Share-based payments							1	1		1
Dividend for 2012							-625	-625		-625
Other changes							12	12	-2	10
<b>Balance at 30 Jun 2013</b>	<b>2,319</b>	<b>599</b>	<b>2,848</b>	<b>-23</b>	<b>24</b>	<b>-37</b>	<b>3,312</b>	<b>9,042</b>	<b>3</b>	<b>9,045</b>

<sup>1</sup> Total shares registered were 1,030.8 million (31 Dec 2013: 1,030.8 million, 30 Jun 2013: 1,030.8 million).

## Cash flow statement, condensed – Total operations

EURm	Jan-Jun 2014	Jan-Jun 2013	Full year 2013
<i>Operating activities</i>			
Operating profit	662	528	1,079
Operating profit for the period from transferred Baltic operations	-30	29	34
Adjustments for items not included in cash flow	722	614	658
Income taxes paid	-137	-148	-282
Cash flow from operating activities before changes in operating assets and liabilities	1,217	1,023	1,489
Changes in operating assets and liabilities	-12,074	-1,187	4,197
Cash flow from operating activities	-10,857	-164	5,686
<i>Investing activities</i>			
Sale/acquisition of business operations	33	21	1
Property and equipment	-40	-18	-46
Intangible assets	-7	-5	-11
Net investments in debt securities, held to maturity	1,620	0	114
Other financial fixed assets	-3	0	27
Cash flow from investing activities	1,603	-2	85
<i>Financing activities</i>			
Issued/amortised subordinated liabilities	18	-28	-27
Dividend paid	-750	-625	-627
Other changes	-35	-25	39
Cash flow from financing activities	-767	-678	-615
<b>Cash flow for the period</b>	<b>-10,021</b>	<b>-844</b>	<b>5,156</b>
<b>Cash and cash equivalents at beginning of the period</b>	<b>36,324</b>	<b>32,859</b>	<b>32,859</b>
Translation difference	-312	-171	1,691
<b>Cash and cash equivalents at end of the period</b>	<b>26,615</b>	<b>32,186</b>	<b>36,324</b>
<b>Change</b>	<b>-10,021</b>	<b>-844</b>	<b>5,156</b>
<b>Cash and cash equivalents</b>	30 Jun	30 Jun	31 Dec
The following items are included in cash and cash equivalents (EURm):	<u>2014</u>	<u>2013</u>	<u>2013</u>
Cash and balances with central banks	23,039	25,837	30,904
Loans to credit institutions, payable on demand	3,576	6,349	5,420

Cash comprises legal tender and bank notes in foreign currencies. Balances with central banks consist of deposits in accounts with central banks and postal giro systems under government authority, where the following conditions are fulfilled:

- the central bank or the postal giro system is domiciled in the country where the institution is established
- the balance on the account is readily available at any time.

Loans to credit institutions, payable on demand include liquid assets not represented by bonds or other interest-bearing securities.

## Notes to the financial statements

### Note 1 Accounting policies

NBF's consolidated financial statements are prepared in accordance with International Financial Reporting Standards (IFRS) and interpretations of such standards by the International Financial Reporting Standards Interpretations Committee (IFRS IC), as endorsed by the EU Commission. In addition, certain rules in the Finnish Accounting Act, the Finnish Credit Institutions Act, the Financial Supervisory Authority's regulations and guidelines and the Decree of the Ministry of Finance on the financial statements and consolidated financial statements of credit institutions, have also been applied.

These statements are presented in accordance with IAS 34 "Interim Financial Reporting". The interim report is unaudited.

### Changed accounting policies and presentation

The accounting policies, basis for calculations and presentation are, in all material aspects, unchanged in comparison with the 2013 Annual Report.

The new standard IFRS 10 "Consolidated Financial Statements" was implemented on 1 January 2014 but has not had any significant impact on the financial statements.

### Forward starting bonds

The presentation of forward starting bonds was changed in the fourth quarter 2013. The impact on the comparative figures for the first half 2013 was not significant and the comparative figures have consequently not been restated.

### Impact on capital adequacy from new or amended IFRS standards

IFRS 9 "Financial Instruments" covering classification and measurement (Phase I) and general hedging (Phase III) has been adopted by the IASB but has not yet been implemented by Nordea.

The changes in classification and measurement (Phase I) are not expected to have a significant impact on Nordea's income statement or balance sheet as the mixed measurement model will be maintained. Significant reclassifications between fair value and amortised cost or impact on the capital adequacy or large exposures are not expected, but this is naturally dependent on the financial instruments on Nordea's balance sheet at transition and the outcome of the final standard. It is expected that changes will be made to the standard before the standard becomes effective.

The main change to the general hedging requirements (Phase III) is that the standard aligns hedge accounting more closely with the risk management activities. As Nordea generally only uses macro (portfolio) hedge accounting Nordea's assessment is that the new requirements will not have any significant impact on Nordea's financial statements, capital adequacy or large exposures.

The IASB has also adopted IFRS 15 "Revenue from Contracts with Customers". The new standard has not yet been implemented by Nordea. It is not expected that the standard will have any significant impact on Nordea's financial statements, capital adequacy or large exposures.

## Note 2 Segment reporting

	Operating segments					
	Retail Banking		Wholesale Banking		Group Corporate Centre	
	Jan-Jun 2014	Jan-Jun 2013	Jan-Jun 2014	Jan-Jun 2013	Jan-Jun 2014	Jan-Jun 2013
EURm						
Total operating income	826	764	589	623	18	44
Operating profit	350	297	489	490	-10	33
Loans to the public	53,155	57,991	57,471	49,434	-1	-34
Deposits and borrowings from the public	33,655	37,241	41,281	35,007	2	741

	Total Operating segments		Reconciliation		Total Group	
	Jan-Jun 2014	Jan-Jun 2013	Jan-Jun 2014	Jan-Jun 2013	Jan-Jun 2014	Jan-Jun 2013
	EURm					
Total operating income	1,433	1,431	-214	-309	1,219	1,122
Operating profit	829	820	-197	-263	632	557
Loans to the public	110,625	107,391	326	988	110,951	108,379
Deposits and borrowings from the public	74,938	72,989	1,998	-7	76,936	72,982

### Break-down of Retail Banking

	Retail Banking Nordic <sup>1</sup>		Retail Banking Baltic countries <sup>2</sup>		Retail Banking Other <sup>3</sup>		Retail Banking	
	Jan-Jun 2014	Jan-Jun 2013	Jan-Jun 2014	Jan-Jun 2013	Jan-Jun 2014	Jan-Jun 2013	Jan-Jun 2014	Jan-Jun 2013
	EURm							
Total operating income	756	669	60	101	10	-6	826	764
Operating profit	357	277	-9	35	2	-15	350	297
Loans to the public	45,066	43,330	1,446	8,302	6,643	6,359	53,155	57,991
Deposits and borrowings from the public	33,641	33,923	9	3,299	5	19	33,655	37,241

<sup>1</sup>Retail Banking Nordic includes banking operations in Finland

<sup>2</sup>Retail Banking Baltic countries include banking operations in Estonia, Latvia and Lithuania.

<sup>3</sup>Retail Banking Other includes the support areas Development & Projects, Distribution, Segments, Products and IT.

Note 2, continued

### Break-down of Wholesale Banking

EURm	Corporate & Institutional Banking		Shipping, Offshore & Oil Services	
	Jan-Jun	Jan-Jun	Jan-Jun	Jan-Jun
	2014	2013	2014	2013
Total operating income	202	188	73	72
Operating profit	119	122	78	32
Loans to the public	9,829	9,006	4,205	4,671
Deposits and borrowings from the public	10,188	6,173	2,220	1,554

EURm	Capital Markets unallocated		Wholesale Banking Other <sup>4</sup>		Wholesale Banking	
	Jan-Jun	Jan-Jun	Jan-Jun	Jan-Jun	Jan-Jun	Jan-Jun
	2014	2013	2014	2013	2014	2013
Total operating income	265	301	49	62	589	623
Operating profit	247	288	45	48	489	490
Loans to the public	43,162	35,552	275	205	57,471	49,434
Deposits and borrowings from the public	28,495	20,404	378	6,876	41,281	35,007

<sup>4</sup>Wholesale Banking Other includes the area International Units and the support areas Transaction Products, Segment CIB and IT

### Reconciliation between total operating segments and financial statements

EURm	Operating profit		Loans to the public		Deposits and borrowings from the public	
	Jan-Jun	Jan-Jun	Jan-Jun	Jan-Jun	Jan-Jun	Jan-Jun
	2014	2013	2014	2013	2014	2013
Total Operating segments	829	820	110,625	107,391	74,938	72,989
Group functions <sup>1</sup> and unallocated items	-197	-263	326	988	1,998	-7
<b>Total</b>	<b>632</b>	<b>557</b>	<b>110,951</b>	<b>108,379</b>	<b>76,936</b>	<b>72,982</b>

<sup>1</sup> Consists of Group Risk Management, Group Internal Audit, Group Identity & Communications, Group Human Resources and Group Executive Management.

### Measurement of operating segments' performance

The measurement principles and allocation between operating segments follow the information reported to the Chief Operating Decision Maker (CODM), as required by IFRS 8. In NBF the CODM has been defined as Group Executive Management. The main differences compared to the section "Business area" in this report are that the information for CODM is prepared using plan exchange rates and to that different allocation principles between operating segments have been applied.

Financial results are presented for the two main business areas Retail Banking and Wholesale Banking, with further breakdown on operating segments, and the operating segment Group Corporate Centre. Other operating segments below the quantitative thresholds in IFRS 8 are included in Other operating segments. Group functions (and eliminations) as well as the result that is not fully allocated to any of the operating segments, are shown separately as reconciling items.

**Note 3 Net fee and commission income**

EURm	Jan-Jun 2014	Jan-Jun 2013	Full year 2013
Asset management commissions	33	29	59
Life insurance	4	5	9
Brokerage, securities issues and corporate finance	34	23	46
Custody and issuer services	19	13	23
Deposits	2	3	7
Total savings and investments	92	73	144
Payments	101	96	200
Cards	63	62	129
Total payments and cards	164	158	329
Lending	66	56	122
Guarantees and documentary payments	61	66	132
Total lending related commissions	127	122	254
Other commission income	17	16	32
<b>Fee and commission income</b>	<b>400</b>	<b>369</b>	<b>759</b>
Savings and investments	-184	-158	-332
Payments	-5	-5	-10
Cards	-29	-29	-63
Other commission expenses <sup>1</sup>	-142	-267	-467
<b>Fee and commission expenses</b>	<b>-360</b>	<b>-459</b>	<b>-872</b>
<b>Net fee and commission income</b>	<b>40</b>	<b>-90</b>	<b>-113</b>

<sup>1</sup> Mainly consists of Finnish bank tax and guarantee commission fee paid to Nordea Bank AB (publ)

**Note 4 Net result from items at fair value**

EURm	Jan-Jun 2014	Jan-Jun 2013	Full year 2013
Shares/participations and other share-related instruments	-116	45	93
Interest-bearing securities and other interest-related instruments	934	-204	-2
Other financial instruments	118	127	90
Foreign exchange gains/losses	-369	657	939
Investment properties	-11	-2	-6
<b>Total</b>	<b>556</b>	<b>623</b>	<b>1,114</b>

**Note 5 Other expenses**

EURm	Jan-Jun 2014	Jan-Jun 2013	Full year 2013
Information technology	-92	-83	-180
Marketing and representation	-11	-14	-28
Postage, transportation, telephone and office expenses	-20	-23	-43
Rents, premises and real estate expenses	-48	-45	-88
Other	-50	-65	-127
<b>Total</b>	<b>-221</b>	<b>-230</b>	<b>-466</b>

**Note 6 Net loan losses**

EURm	Jan-Jun 2014	Jan-Jun 2013	Full year 2013
<b>Loan losses divided by class</b>			
Loans to credit institutions	0	0	0
Loans to the public	-41	-36	-56
- of which provisions	-120	-119	-216
- of which write-offs	-73	-49	-71
- of which allowances used to cover write-offs	80	63	104
- of which reversals	59	57	103
- of which recoveries	13	12	24
Off-balance sheet items	-8	0	3
<b>Total</b>	<b>-49</b>	<b>-36</b>	<b>-53</b>

**Key ratios**

	Jan-Jun 2014	Jan-Jun 2013	Full year 2013
Loan loss ratio, basis points <sup>1</sup>	9	7	5
- of which individual	9	8	6
- of which collective	-1	-1	-1

<sup>1</sup> Net loan losses (annualised) divided by opening balance of loans to the public (lending).

## Note 7 Loans and impairment

EURm	Total		
	30 Jun 2014	31 Dec 2013	30 Jun 2013
Loans, not impaired	155,952	148,377	150,897
Impaired loans	1,427	2,008	1,907
- Performing	783	1,034	978
- Non-performing	644	974	929
<b>Loans before allowances</b>	<b>157,379</b>	<b>150,385</b>	<b>152,804</b>
Allowances for individually assessed impaired loans	-551	-714	-703
- Performing	-342	-421	-425
- Non-performing	-209	-293	-278
Allowances for collectively assessed impaired loans	-97	-125	-130
<b>Allowances</b>	<b>-648</b>	<b>-839</b>	<b>-833</b>
<b>Loans, carrying amount</b>	<b>156,731</b>	<b>149,546</b>	<b>151,971</b>

EURm	Central banks and credit institutions			The public		
	30 Jun 2014	31 Dec 2013	30 Jun 2013	30 Jun 2014	31 Dec 2013	30 Jun 2013
Loans, not impaired	45,781	35,768	43,592	110,171	112,609	107,305
Impaired loans	24	24	25	1,403	1,984	1,882
- Performing	-	-	-	783	1,034	978
- Non-performing	24	24	25	620	950	904
<b>Loans before allowances</b>	<b>45,805</b>	<b>35,792</b>	<b>43,617</b>	<b>111,574</b>	<b>114,593</b>	<b>109,187</b>
Allowances for individually assessed impaired loans	-25	-25	-25	-526	-689	-678
- Performing	-	-	-	-342	-421	-425
- Non-performing	-25	-25	-25	-184	-268	-253
Allowances for collectively assessed impaired loans	-	-	-	-97	-125	-130
<b>Allowances</b>	<b>-25</b>	<b>-25</b>	<b>-25</b>	<b>-623</b>	<b>-814</b>	<b>-808</b>
<b>Loans, carrying amount</b>	<b>45,780</b>	<b>35,767</b>	<b>43,592</b>	<b>110,951</b>	<b>113,779</b>	<b>108,379</b>

### Allowances and provisions

EURm	30 Jun 2014	31 Dec 2013	30 Jun 2013
Allowances for items on the balance sheet	-648	-839	-833
Provisions for off balance sheet items	-38	-30	-33
<b>Total allowances and provisions</b>	<b>-686</b>	<b>-869</b>	<b>-866</b>

### Key ratios

	30 Jun 2014	31 Dec 2013	30 Jun 2013
Impairment rate, gross <sup>1</sup> , basis points	91	133	125
Impairment rate, net <sup>2</sup> , basis points	56	86	79
Total allowance rate <sup>3</sup> , basis points	41	56	55
Allowances in relation to impaired loans <sup>4</sup> , %	39	36	37
Total allowances in relation to impaired loans <sup>5</sup> , %	45	42	44
Non-performing, not impaired <sup>6</sup> , EURm	22	66	63

<sup>1</sup> Individually assessed impaired loans before allowances divided by total loans before allowances.

<sup>2</sup> Individually assessed impaired loans after allowances divided by total loans before allowances.

<sup>3</sup> Total allowances divided by total loans before allowances.

<sup>4</sup> Allowances for individually assessed impaired loans divided by individually assessed impaired loans before allowances.

<sup>5</sup> Total allowances divided by total impaired loans before allowances.

<sup>6</sup> Past due loans, not impaired due to future cash flows (included in Loans, not impaired).



## Note 8 Classification of financial instruments

EURm	Loans and receivables	Held to maturity	Held for trading	Designated at fair value through profit or loss	Derivatives used for hedging	Available for sale	Total
<b>Financial assets</b>							
Cash and balances with central banks	23,038						23,038
Loans to central banks	945		718				1,663
Loans to credit institutions	36,643		7,474				44,117
Loans to the public	67,789		43,162				110,951
Interest-bearing securities		562	25,963			10,292	36,817
Financial instruments pledged as collateral			9,532				9,532
Shares			881	14			895
Derivatives			77,628		839		78,467
Fair value changes of the hedged items in portfolio hedge of interest rate risk	77						77
Other assets	3,701			7,013			10,714
Prepaid expenses and accrued income	253						253
<b>Total 30 Jun 2014</b>	<b>132,446</b>	<b>562</b>	<b>165,358</b>	<b>7,027</b>	<b>839</b>	<b>10,292</b>	<b>316,524</b>
Total 31 Dec 2013	134,935	2,166	148,658	6,621	609	10,758	303,747
Total 30 Jun 2013	138,192	2,394	147,650	5,609	666	10,890	305,401

EURm	Held for trading	Designated at fair value through profit or loss	Derivatives used for hedging	Other financial liabilities	Total
<b>Financial liabilities</b>					
Deposits by credit institutions				62,798	87,323
Deposits and borrowings from the public				48,440	76,936
Debt securities in issue				36,037	44,782
Derivatives	72,934		353		73,287
Fair value changes of the hedged items in portfolio hedge of interest rate risk				672	672
Other liabilities	10,605	6,984		5,898	23,487
Accrued expenses and prepaid income				489	489
Subordinated liabilities				447	447
<b>Total 30 Jun 2014</b>	<b>145,305</b>	<b>6,984</b>	<b>353</b>	<b>154,781</b>	<b>307,423</b>
Total 31 Dec 2013	134,587	5,871	303	153,580	294,341
Total 30 Jun 2013	133,277	5,828	395	157,242	296,472

**Note 9 Fair value of financial assets and liabilities**

EURm	30 Jun 2014		31 Dec 2013	
	Carrying amount	Fair value	Carrying amount	Fair value
<b>Financial assets</b>				
Cash and balances with central banks	23,038	23,038	30,904	30,904
Loans	156,731	156,731	149,546	149,607
Interest-bearing securities	36,817	36,822	34,246	34,252
Financial instruments pledged as collateral	9,532	9,532	9,739	9,739
Shares	895	895	680	680
Derivatives	78,467	78,467	70,234	70,234
Other assets	11,466	11,466	8,840	8,840
Prepaid expenses and accrued income	577	577	572	572
<b>Total</b>	<b>317,523</b>	<b>317,528</b>	<b>304,761</b>	<b>304,828</b>
<b>Financial liabilities</b>				
Deposits and debt instruments	209,041	209,231	207,465	208,094
Derivatives	73,287	73,287	67,109	67,109
Other liabilities	24,683	24,683	19,378	19,378
Accrued expenses and prepaid income	850	850	866	866
Subordinated liabilities	447	447	429	429
<b>Total</b>	<b>308,308</b>	<b>308,498</b>	<b>295,247</b>	<b>295,876</b>

The determination of fair value is described in the Annual Report 2013, Note 41 "Assets and liabilities at fair value".

## Note 10 Financial assets and liabilities at fair value on the balance sheet

### Categorisation into the fair value hierarchy

EURm	Quoted prices in active markets for the same instrument (Level 1)	Valuation technique using observable data (Level 2)	Valuation technique using non-observable data (Level 3)	Total
<b>Assets at fair value on the balance sheet<sup>1</sup></b>				
Loans to central banks		718		718
Loans to credit institutions		7,474		7,474
Loans to the public		43,162		43,162
Interest-bearing securities	20,546	15,574	135	36,255
Financial instruments pledged as collateral	6,469	3,063		9,532
Shares	455		440	895
Derivatives	40	76,655	1,772	78,467
Other assets		7,013		7,013
Prepaid expenses and accrued income				-
<b>Total 30 Jun 2014</b>	<b>27,510</b>	<b>153,659</b>	<b>2,347</b>	<b>183,516</b>
Total 31 Dec 2013	28,271	136,096	2,392	166,759
<b>Liabilities at fair value on the balance sheet<sup>1</sup></b>				
Deposits by credit institutions		24,525		24,525
Deposits and borrowings from the public		28,496		28,496
Debt securities in issue		8,745		8,745
Derivatives	28	71,301	1,958	73,287
Other liabilities	9,389	8,200		17,589
Accrued expenses and prepaid income				-
<b>Total 30 Jun 2014</b>	<b>9,417</b>	<b>141,267</b>	<b>1,958</b>	<b>152,642</b>
Total 31 Dec 2013	8,735	130,596	1,430	140,761

<sup>1</sup> Are measured at fair value on a recurring basis at the end of each reporting period.

### Determination of fair values for items measured at fair value on the balance sheet

For information about valuation techniques and inputs used in the fair value measurement, see the Annual Report 2013, Note 41 "Asset and liabilities at fair value".

### Transfers between Level 1 and 2

During the period, NBF transferred interest bearing securities (including financial instruments pledged as collateral) of EUR 216m from Level 2 to Level 1 of the fair value hierarchy. NBF also transferred other liabilities of EUR 180m from Level 2 to Level 1. The reason for the transfer from Level 2 to Level 1 was that the instruments have again been actively traded during the period and reliable quoted prices are obtained in the market. Transfers between levels are considered to have occurred at the end of the reporting period.

**Movements in Level 3**

EURm	Fair value gains/losses recognised in the income statement during the year			Purchases/ Issues	Sales
	1 Jan	Realised	Unrealised		
Interest-bearing securities	215	2	5	33	-118
Shares	444	7	0	1	-12
Derivatives (net)	200	108	-386		
Other liabilities	1				-1
<b>Total 2014</b>	<b>860</b>	<b>117</b>	<b>-381</b>	<b>34</b>	<b>-131</b>
Total 2013	1,167	286	-14	770	-362

EURm	Settlements	Transfers into Level 3	Transfers out of Level 3	Translation differences	30 Jun
Interest-bearing securities	-2			-	135
Shares				-	440
Derivatives (net)	-108			-	-186
Other liabilities				-	0
<b>Total 2014</b>	<b>-110</b>	<b>-</b>	<b>-</b>	<b>-</b>	<b>389</b>
Total 2013	-903	22	-1	-1	964

Unrealised gains and losses relates to those assets and liabilities held at the end of the reporting period. Fair value gains and losses in the income statement during the year are included in "Net result from items at fair value". Assets and liabilities related to derivatives are presented net.

**The valuation processes for fair value measurements in Level 3**

For information about valuation processes for fair value measurement in Level 3, see the Annual report 2013 Note 41 "Assets and liabilities at fair value".

**Deferred day 1 profit**

The transaction price for financial instruments in some cases differs from the fair value at initial recognition measured using a valuation model, mainly due to that the transaction price is not established in an active market. If there are significant unobservable inputs used in the valuation technique (Level 3), the financial instrument is recognised at the transaction price and any difference between the transaction price and fair value at initial recognition measured using a valuation model (Day 1 profit) is deferred. For more information see the Annual Report 2013, Note 1 "Accounting policies". The table below shows the aggregate difference yet to be recognised in the income statement at the beginning and end of the period and a reconciliation of how this aggregated difference has changed during the period (movement of deferred Day 1 profit).

**Deferred day 1 profit - Derivatives (net)**

EURm	2014	2013
Opening balance at 1 Jan	41	43
Deferred profit on new transactions	7	7
Recognised in the income statement during the period	-7	-7
<b>Closing balance at 30 Jun</b>	<b>41</b>	<b>43</b>

Note 10, continued

**Valuation techniques and inputs used in the fair value measurements in Level 3**

EURm	Fair value	Valuation techniques	Unobservable input	Range of fair value <sup>2</sup>
<b>Interest-bearing securities</b>				
Mortgage and other credit institutions	9	Discounted cash flow	Credit spread	-1/1
Corporates	19	Discounted cash flow	Credit spread	-2/2
Other	107			-10/10
<b>Total 30 Jun 2014</b>	<b>135</b>			<b>-13/13</b>
Total 31 Dec 2013	215			-20/20
<b>Shares</b>				
Private equity funds	286	Net asset value <sup>1</sup>		
Hedge funds	143	Net asset value <sup>1</sup>		
Other	11	-		
<b>Total 30 Jun 2014</b>	<b>440</b>			
Total 31 Dec 2013	444			
<b>Derivatives, net</b>				
Interest rate derivatives	213	Option model	Correlations Volatilities	-7/7
Equity derivatives	36	Option model	Correlations Volatilities Dividend	-17/10
Foreign exchange derivatives	-321	Option model	Correlations Volatilities	+/-0
Credit derivatives	-125	Credit derivat model	Correlations Recovery rates	-8/7
Other	10	Option model	Correlations Volatilities	+/-0
<b>Total 30 Jun 2014</b>	<b>-187</b>			<b>-32/24</b>
Total 31 Dec 2013	200			-30/25

<sup>1</sup> The fair values are based on prices and net assets values delivered by external suppliers/custodians. The prices are fixed by the suppliers/custodians on the basis of the development in assets behind the investments. For private equity funds the dominant measurement methodology, used by the suppliers/custodians, is consistent with the International Private Equity and Venture Capital Valuation (IPEV) guidelines issued by the EVCA (European Venture Capital Association).

<sup>2</sup> The column "Range of fair value" shows the sensitivity of Level 3 financial instruments to changes in key assumptions. For more information see the Annual Report 2013, Note 41 "Assets and liabilities at fair value".

**Note 11 Capital adequacy****Summary of items included in own funds**

EURm	30 Jun <sup>5</sup> 2014	31 Dec <sup>5</sup> 2013	30 Jun 2013
Calculation of own funds			
Equity	9,214	9,514	8,628
Proposed/actual dividend		-750	
Deferred tax assets		-5	-45
Intangible assets	-95	-100	-103
IRB provisions shortfall (-) <sup>1</sup>	-209	-118	-140
Deductions for investments in credit institutions (50%) <sup>2</sup>		-2	-1
Pension assets in excess of related liabilities <sup>3</sup>	-65	-56	-60
Other items, net	-303	-53	-2
<b>Common Equity Tier 1 capital (net after deduction)</b>	<b>8,542</b>	<b>8,430</b>	<b>8,276</b>
Additional Tier 1 instruments	-		
Deductions for investments in insurance companies	-		
<b>Tier 1 capital (net after deductions)</b>	<b>8,542</b>	<b>8,430</b>	<b>8,276</b>
Tier 2 instruments	72	537	545
IRB provisions excess (+) / shortfall (-)	-	-118	-140
Deductions for investments in credit institutions (50%)	-	-2	-1
Deductions for investments in insurance companies			
Pension assets in excess of related liabilities			
Other items, net		17	24
<b>Own funds (net after deductions)<sup>4</sup></b>	<b>8,614</b>	<b>8,866</b>	<b>8,703</b>

<sup>1</sup> Shortfall is now deducted 100% CET1, previously 50% T1, 50% T2

<sup>2</sup> CRD III deducted 50% T1, 50% T2, CRD IV risk weighted with 250%

<sup>3</sup> Based on conditional FSA approval

<sup>4</sup> Own funds adjusted for IRB provision, i.e. adjusted own funds equal EUR 8,823m 30 Jun 2014

<sup>5</sup> Including profit

**Own funds**

EURm	30 Jun 2014	31 Dec 2013	30 Jun 2013
Common Equity Tier 1 capital, including profit	8,542	8,430	8,693
Total own funds, including profit	8,614	8,866	9,120
Common equity tier 1 capital, excluding profit	8,036	7,602	8,276
Total own funds, excluding profit	8,108	8,038	8,703

Note 11, continued

<b>Minimum capital requirement and REA</b>						
	30 Jun 2014	30 Jun 2014	31 Dec 2013	31 Dec 2013	30 Jun 2013	30 Jun 2013
EURm	Minimum capital requirement	REA	Minimum capital requirement	REA	Minimum capital requirement	REA
<b>Credit risk</b>	<b>3,105</b>	<b>38,808</b>	<b>3,163</b>	<b>39,543</b>	<b>3,275</b>	<b>40,936</b>
IRB	1,916	23,948	1,827	22,837	1,766	22,080
- of which corporate	1,205	15,067	1,217	15,217	1,128	14,102
- of which advanced	426	5,326				
- of which foundation	779	9,741	1,217	15,217	1,128	14,102
- of which institutions	386	4,829	279	3,490	303	3,791
- of which retail	307	3,835	313	3,910	317	3,964
- of which other	17	217	18	220	18	223
Standardised	1,189	14,860	1,336	16,706	1,508	18,856
- of which sovereign	24	306	21	256	6	80
- of which retail	233	2,913	343	4,291	295	3,692
- of which other	931	11,642	973	12,158	1,207	15,084
<b>Credit Value Adjustment Risk</b>	<b>259</b>	<b>3,238</b>				
<b>Market risk</b>	<b>676</b>	<b>8,452</b>	<b>644</b>	<b>8,048</b>	<b>478</b>	<b>5,973</b>
- of which trading book, Internal Approach	457	5,713	421	5,262	325	4,058
- of which trading book, Standardised Approach	207	2,590	208	2,595	153	1,914
- of which banking book, Standardised Approach	12	149	15	191		
<b>Operational risk</b>	<b>366</b>	<b>4,579</b>	<b>405</b>	<b>5,060</b>	<b>405</b>	<b>5,060</b>
Standardised	366	4,579	405	5,060	405	5,060
<b>Sub total</b>	<b>4,406</b>	<b>55,078</b>	<b>4,212</b>	<b>52,652</b>	<b>4,158</b>	<b>51,969</b>
<b>Adjustment for Basel I floor</b>						
Additional capital requirement according to Basel I floor	215	2,690	274	3,425	289	3,618
<b>Total</b>	<b>4,621</b>	<b>57,768</b>	<b>4,486</b>	<b>56,077</b>	<b>4,447</b>	<b>55,587</b>
<b>Minimum capital requirement and Buffers</b>						
	Minimum capital requirement	Buffers				Total
Percentage		CCB	CCCB	SIFI	SRB	
Common Equity Tier 1 capital	4.5	N/A	N/A	N/A	N/A	<b>4.5</b>
Tier 1 capital	6	N/A	N/A	N/A	N/A	<b>6</b>
Own funds	8	N/A	N/A	N/A	N/A	<b>8</b>
EURm						
Common Equity Tier 1 capital	2,479					<b>2,479</b>
Tier 1 capital	3,305					<b>3,305</b>
Own funds	4,406					<b>4,406</b>

Note 11, continued

<b>Capital ratios</b>			
Percentage	30 Jun 2014	31 Dec 2013	30 Jun 2013
Common Equity Tier 1 capital ratio, including profit	15.5	16.0	16.7
Tier 1 ratio, including profit	15.5	16.0	16.7
Total capital ratio, including profit	15.6	16.8	17.5
Common Equity Tier 1 capital ratio, excluding profit	14.6	14.4	15.9
Tier 1 ratio, excluding profit	14.6	14.4	15.9
Total Capital ratio, excluding profit	14.7	15.3	16.7
<b>Capital ratios including Basel I</b>			
Percentage	30 Jun 2014	31 Dec 2013	30 Jun 2013
Common Equity Tier 1 capital ratio, including profit	14.8	15.0	15.6
Tier 1 ratio, including profit	14.8	15.0	15.6
Total capital ratio, including profit	14.9	15.8	16.4
Common Equity Tier 1 capital ratio, excluding profit	13.9	13.6	14.9
Tier 1 ratio, excluding profit	13.9	13.6	14.9
Total Capital ratio, excluding profit	14.0	14.3	15.7

**Note 12 Transferred Baltic operations**

EURm	Jan-Jun 2014	Jan-Jun 2013	Full year 2013
Net interest income	35	68	138
Net fee and commission income	0	18	1
Net result from items at fair value	-10	-1	-4
Other operating income	0	0	1
<b>Total operating income</b>	<b>25</b>	<b>85</b>	<b>136</b>
Staff costs	-9	-18	-36
Other expenses	-7	-17	-37
Depreciation of tangible and intangible assets	-1	-2	-3
<b>Total operating expenses</b>	<b>-17</b>	<b>-37</b>	<b>-76</b>
<b>Profit before loan losses</b>	<b>8</b>	<b>48</b>	<b>60</b>
Net loan losses	-38	-19	-26
<b>Operating profit</b>	<b>-30</b>	<b>29</b>	<b>34</b>
Income tax expense	1	-5	-8
<b>Net profit for the period</b>	<b>-29</b>	<b>24</b>	<b>26</b>



**REGISTERED AND PRINCIPAL OFFICE OF THE ISSUERS**

**Nordea Bank AB (publ)**

Smålandsgatan 17  
SE-105 71 Stockholm

**Nordea Bank Finland Plc**

Aleksanterinkatu 36B  
FI-00020 Nordea  
Helsinki

**INDEPENDENT PUBLIC ACCOUNTANT**

**KPMG AB**

Tegelbacken 4  
SE-103 23 Stockholm

**ARRANGER**

**Nordea Bank AB (publ)**

Smålandsgatan 17  
SE-105 71 Stockholm

**DEALERS**

**Nordea Bank Danmark A/S**

Christiansbro  
Strandgade 3  
DK-1401 Copenhagen K

**Nordea Bank AB (publ)**

Smålandsgatan 17  
SE-105 71 Stockholm

**Nordea Bank Norge ASA**

Middelthuns gate 17  
NO-0368 Oslo

**Nordea Bank Finland Plc**

Aleksanterinkatu 36  
FIN-00020 NORDEA  
Helsinki

**FISCAL AGENT, REGISTRAR AND  
PRINCIPAL PAYING AGENT**

Citibank, N.A., London Branch  
13<sup>th</sup> Floor, Citigroup Centre  
Canada Square  
Canary Wharf  
London E14 5LB  
United Kingdom

**VP ISSUING AGENT**

**Nordea Bank Danmark A/S**

Christiansbro  
Strandgade 3  
DK-1401  
Copenhagen K

**VPS PAYING AGENT**

**Nordea Bank Norge ASA**

Essendropsgate 7  
Postboks 1166 Sentrum  
NO 0107 Oslo

**FINNISH ISSUING AGENT**

**Nordea Bank Finland Plc**  
Aleksanterinkatu 36B  
FI-00020 Nordea  
Helsinki

**FINNISH REGISTRAR**

**Euroclear Finland Ltd**  
PB1110  
FIN-00101 Helsinki  
Finland

**SWEDISH ISSUING AGENT**

**Nordea Bank AB (publ)**  
Smålandsgatan 17  
SE-105 71 Stockholm

**SWEDISH REGISTRAR**

**Euroclear Sweden AB**  
Swedish Central Securities Depository  
Euroclear Sweden  
Box 7822SE  
SE-103 97 Stockholm

**IRISH LISTING AGENT**

**Arthur Cox Listing Services Limited**  
Earlsfort Centre  
Earlsfort Terrace  
Dublin 2  
Ireland

**LEGAL ADVISERS**

*To the Issuers*

as to Swedish law

**Maria Kronström**  
Internal Legal Counsel  
Nordea Bank AB (publ)  
Smålandsgatan 17  
SE-105 71 Stockholm

as to English law

**Clifford Chance LLP**  
10 Upper Bank Street  
London E14 5JJ  
United Kingdom

as to Swiss law

**Homburger AG**  
Prime Tower  
Hardstrasse 201  
CH-8005 Zurich  
Switzerland

as to Finnish law

**Hannes Snellman Attorneys Ltd**  
Eteläranta 8  
00130 Helsinki  
Finland